

BELLSOUTH® / CLEC Agreement

Customer Name: Frankfort Plant Board

Frankfort Plant Board	2
Frankfort Plant Board-Att 2 & 3	303

EXECUTIVE SUMMARY
of
Frankfort Plant Board
BellSouth Standard Interconnection Agreement

Agreement Effective Date: 04/10/2000	Agreement Expiration Date: 04/09/2003
OCN:	GAC:
CIC (if applicable):	ACNA:
Negotiator: Patricia Wanner	Negotiator Tel No: 404-927-1245

Attachment Name/Number	Section Number	Version Date	No Deviation	Deviation	Deviation Affect Compliance Y/N	If Compliance Item, Priority H/M/L	If Deviation, enter Paragraph No. And Brief Description of Deviation. If different by state, note here also.
Terms/Conditions PartA	1	10/29/99	X				
	2	10/29/99		X	N		2.1 Term of Agreement is 3 years 2.2 Added "Subsequent Agr. Shall be for no less that 2 years 2.4 Omitted
	3	10/29/99	X				
	4	3/15/99	X				
	5	10/29/99	X				
	6	10/29/99	X				
	7	10/29/99		X	N		Court Ordered Requests... was not included; This changed the rest of the section #s; (#) will indicate Sections in Frankfort's agreement
	8 (7)	10/29/99		X	N		8.2 "2 or more entities" not included (7.5) Added 'Certain Inaccurate Data' (7.7) Added 'Limitation of Obligation'
	9 (8)	10/29/99	X				
	10 (9)	10/29/99		X	N		(9.2) Added '4) required by federal, state, or local law, order, or regulation to be disclosed.'
	11 (10)	10/29/99	X				
	12 (11)	10/29/99	X				
	13 (12)	10/29/99	X				
	14 (13)	10/29/99	X				

Version3Q99

EXECUTIVE SUMMARY
of
Frankfort Plant Board
BellSouth Standard Interconnection Agreement

Attachment Name/Number	Section Number	Version Date	No Deviation	Deviation	Deviation Affect Compliance Y/N	If Compliance Item, Priority H/M/L	If Deviation, enter Paragraph No. And Brief Description of Deviation. If different by state, note here also.
	15 (14)	10/29/99	X				
	16 (15)	10/29/99	X				
	17 (16)	10/29/99	X				
	18 (17)	10/29/99		X	N		Changed state of Georgia to state in which dispute arises.
	19 (18)	10/29/99	X				
	20 (19)	10/29/99		X	N		Section 19.3 is from 3/15/99 version of Stdd
	21 (20)	10/29/99	X				
	22 (21)	10/29/99	X				
	23 (22)	10/29/99	X				
	24 (23)	10/29/99		X	N		Added Section 23.1; 23.2 changed to “implement within 2 years or other time mutually agreed to”
	25 (24)	10/29/99	X				
	26 (25)	10/29/99	X				
	(26)	10/29/99		X	N		Added “Non Exclusive Nature” section
Terms/Conditions Part B		10/29/99		X	N		Used older version definition of Local Traffic
1-Resale	1	10/29/99	X				
	2	10/29/99		X	N		2.6,2.7,&2.8 – Each reference to Certification was deleted; wording was added to the effect of “operating pursuant to law”, “legally”, etc.
	3	10/29/99		X	N		3.2.1 Did not update to include FPB provides customer record info to BST
	4	10/29/99		X	N		4.3 removed certified; added authorized by law
	5	10/29/99	X				
	6	10/29/99	X				
	7	10/29/99		X	N		7.8 Didn’t update to include return check fee

EXECUTIVE SUMMARY
of
Frankfort Plant Board
BellSouth Standard Interconnection Agreement

Attachment Name/Number	Section Number	Version Date	No Deviation	Deviation	Deviation Affect Compliance Y/N	If Compliance Item, Priority H/M/L	If Deviation, enter Paragraph No. And Brief Description of Deviation. If different by state, note here also.
	8	10/29/99	X				
	9	10/29/99	X				
	10	10/29/99		X	N		Didn't include
	11	10/29/99		X	N		Didn't include
	12	10/29/99		X	N		Didn't include
	13	10/29/99		X	N		Didn't include
	Exhibit A	10/29/99		X	N		Kentucky %'s only
	Exhibit B	10/29/99		X	N		Kentucky exceptions only
	Exhibit C	10/4/99		X	N		DUF/CMDS rates
	Exhibit D	10/29/99		X	N		Didn't include
	Exhibit E	10/29/99		X	N		Didn't include
	Exhibit F	10/29/99		X	N		Didn't include
	Exhibit G	10/29/99		X	N		Didn't include
	Exhibit H	10/29/99		X	N		Changed to Exhibit C
2-Network Elements & Other Services	1	10/29/99	X				
	2	10/29/99	X				
	3	10/29/99	X				
	4	10/29/99	X				
	5	10/29/99	X				
	6	10/29/99	X				
	7	10/29/99	X				
	8	10/29/99		X	N		8.7 DA Database still included here
	9	10/29/99	X				
	10	10/29/99	X				
	Exhibit A	10/29/99	X				
	Exhibit B	10/29/99	X				

EXECUTIVE SUMMARY
of
Frankfort Plant Board
BellSouth Standard Interconnection Agreement

Attachment Name/Number	Section Number	Version Date	No Deviation	Deviation	Deviation Affect Compliance Y/N	If Compliance Item, Priority H/M/L	If Deviation, enter Paragraph No. And Brief Description of Deviation. If different by state, note here also.
	Exhibit C	11/15/99	X				
3-Local Interconnection	1	10/29/99	X				
	2	10/29/99	X				
	3	10/29/99	X				
	4	10/29/99	X				
	5	10/29/99	X				
	6	10/29/99		X	N		6.1.1 Definition of Local Traffic is an older version "final & non-appealable" 6.9 Same language included in ESP/ISP section
	7	10/29/99	X				
	8	10/29/99	X				
	Exhibit A	11/15/99	X				
4-Physical Collocation	1	7/28/99		X	N		1.2 Expanded definition of BST Premise not included; still refers to BST Central office premise
	2	7/28/99	X				
	3	7/28/99		X	N		3.4.3 Didn't update to include FPB responsible for zoning permits &/or licenses
	4	7/28/99	X				
	5	7/28/99	X				
	6	7/28/99	X				
	7	7/28/99		X	N		7.5.1 Some updates on power not included
	8	7/28/99	X				
	9	7/28/99	X				
	10	7/28/99	X				
	11	7/28/99	X				
	12	7/28/99	X				

EXECUTIVE SUMMARY
of
Frankfort Plant Board
BellSouth Standard Interconnection Agreement

Attachment Name/Number	Section Number	Version Date	No Deviation	Deviation	Deviation Affect Compliance Y/N	If Compliance Item, Priority H/M/L	If Deviation, enter Paragraph No. And Brief Description of Deviation. If different by state, note here also.
	13	7/28/99	X				
	14	7/28/99	X				
	Exhibit A	7/28/99		X	N		Kentucky rates only
	Exhibit B	7/28/99	X				
5-Access to Numbers & Number Portability	1	10/29/99	X				
	2	10/29/99	X				
	3	10/29/99	X				
	4	10/29/99	X				
	5	10/29/99	X				
	6	10/29/99	X				
	7	10/29/99	X				
	Exhibit A	10/29/99	X				
6-Ordering/Provisioning	1	10/29/99	X				
	2	10/29/99	X				
	3	10/29/99	X				
7-Billing & Billing Accuracy Certification	1	10/29/99	X				
	2	10/29/99	X				
	3	10/29/99	X				
	4	10/29/99	X				
	5	10/29/99	X				
	6	10/29/99	X				
	7	10/29/99	X				
	Exhibit A	10/29/99	X				
8-ROW/Conduits/PoleAtt	1	10/29/99	X				
9-Perf Measurement	Pre-Ordering	10/29/99	X				

EXECUTIVE SUMMARY
of
Frankfort Plant Board
BellSouth Standard Interconnection Agreement

Attachment Name/Number	Section Number	Version Date	No Deviation	Deviation	Deviation Affect Compliance Y/N	If Compliance Item, Priority H/M/L	If Deviation, enter Paragraph No. And Brief Description of Deviation. If different by state, note here also.
	Ordering	10/29/99	X				
	Provisioning	10/29/99	X				
	Maint/Repair	10/29/99	X				
	Billing	10/29/99	X				
	Opr Svcs/DA	10/29/99	X				
	E911	10/29/99	X				
	Trunk Grp Perf	10/29/99	X				
	Collocation	10/29/99	X				
	Appendix A	10/29/99	X				
	Appendix B	10/29/99	X				
	Appendix C	10/29/99	X				
10-Implementation		10/29/99	X				

**AGREEMENT
BETWEEN
BELLSOUTH TELECOMMUNICATIONS INC.
AND
THE ELECTRIC AND WATER PLANT BOARD
OF THE
CITY OF FRANKFORT, KENTUCKY**

TABLE OF CONTENTS

General Terms and Conditions

Part A

1. Purpose
2. Term of the Agreement
3. Ordering Procedures
4. Parity
5. White Pages Listings
6. Bona Fide Request/New Business Request Process for Further Unbundling
7. Liability and Indemnification
8. Intellectual Property Rights and Indemnification
9. Treatment of Proprietary and Confidential Information
10. Assignments
11. Resolution of Disputes
12. Taxes
13. Force Majeure
14. Year 2000 Compliance
15. Modification of Agreement
16. Waivers
17. Governing Law
18. Arm's Length Negotiations
19. Notices
20. Rule of Construction
21. Headings of No Force or Effect
22. Multiple Counterparts
23. Implementation of Agreement
24. Filing of Agreement
25. Entire Agreement
26. Non Exclusive Nature

Part B - Definitions

Attachment 1 - Resale

Attachment 2 - Network Elements and Other Services

Attachment 3 - Network Interconnection

Attachment 4 - Physical Collocation

Attachment 5 - Access to Numbers and Number Portability

Attachment 6 - Ordering and Provisioning

Attachment 7 - Billing and Billing Accuracy Certification

Attachment 8 - Rights-of-Way, Conduits and Pole Attachments

Attachment 9 - Performance Measurements

Attachment 10- Agreement Implementation Template

AGREEMENT

THIS AGREEMENT is made by and between BellSouth Telecommunications, Inc., (“BellSouth”), a Georgia corporation, and The Electric and Water Plant Board of the City of Frankfort, Kentucky, (“Frankfort Plant Board”), a Kentucky municipality, and shall be deemed effective as of April 10, 2000. This Agreement may refer to either BellSouth or Frankfort Plant Board or both as a “Party” or “Parties.”

WITNESSETH

WHEREAS, BellSouth is a local exchange telecommunications company authorized to provide telecommunications services in the states of Alabama, Florida, Georgia, Kentucky, Louisiana, Mississippi, North Carolina, South Carolina, and Tennessee; and

WHEREAS, Frankfort Plant Board is an alternative local exchange telecommunications company (“CLEC”) providing telecommunications services in the state of Kentucky; and

WHEREAS, the Parties wish to resell BellSouth’s telecommunications services and/or interconnect their facilities, purchase network elements and other services, and exchange traffic specifically for the purposes of fulfilling their obligations pursuant to sections 251 and 252 of the Telecommunications Act of 1996 (“the Act”).

NOW THEREFORE, in consideration of the mutual agreements contained herein, BellSouth and Frankfort Plant Board agree as follows:

1. Purpose

The Parties agree that the rates, terms and conditions contained within this Agreement, including all Attachments, comply and conform with each Parties' obligations under sections 251 and 252 of the Act. The resale, access and interconnection obligations contained herein enable Frankfort Plant Board to provide competing telephone exchange service to residential and business subscribers within the territory of BellSouth. The Parties agree that Frankfort Plant Board will not be considered to have offered telecommunications services to the public in any state within BellSouth’s region until such time as it has ordered services for resale or interconnection facilities for the purposes of providing business and/or residential local exchange service to customers.

2. Term of the Agreement

- 2.1 The term of this Agreement shall be three years, beginning
April 10, 2000.
- 2.2 The Parties agree that by no later than one hundred and eighty (180) days prior to the expiration of this Agreement, they shall commence negotiations with regard to the terms, conditions and prices of resale and/or local interconnection to be effective beginning on the expiration date of this Agreement (“Subsequent Agreement”). The Parties further agree that any such Subsequent Agreement shall be for a term of no less than two (2) years unless the Parties agree otherwise.
- 2.3 If, within one hundred and thirty-five (135) days of commencing the negotiation referred to in Section 2.2, above, the Parties are unable to satisfactorily negotiate new resale and/or local interconnection terms, conditions and prices, either Party may petition the Commission to establish appropriate local interconnection and/or resale arrangements pursuant to 47 USC 252. The Parties agree that, in such event, they shall encourage the Commission to issue its order regarding the appropriate local interconnection and/or resale arrangements no later than the expiration date of this Agreement. The Parties further agree that in the event the Commission does not issue its order prior to the expiration date of this Agreement, or if the Parties continue beyond the expiration date of this Agreement to negotiate the local interconnection and/or resale arrangements without Commission intervention, the terms, conditions and prices ultimately ordered by the Commission, or negotiated by the Parties, will be effective retroactive to the day following the expiration date of this Agreement. Until the Subsequent Agreement becomes effective, the Parties shall continue to exchange traffic pursuant to the terms and conditions of this Agreement.

3. Ordering Procedures

- 3.1 Frankfort Plant Board shall provide BellSouth its Carrier Identification Code (CIC), Operating Company Number (OCN), Group Access Code (GAC) and Access Customer Name and Address (ACNA) code as applicable prior to placing its first order.
- 3.2 Detailed procedures for ordering and provisioning BellSouth services are set forth in BellSouth’s Local Interconnection and Facility Based Ordering Guide and Resale Ordering Guide, as appropriate.
- 3.3 BellSouth has developed electronic systems for placing most resale and some Unbundled Network Element (UNE) orders. BellSouth has also developed electronic systems for accessing data needed to place orders including valid address, available services and features, available

telephone numbers, due date estimation on pre-order and calculation on firm order, and customer service records where applicable. Charges for Operational Support Systems (OSS) shall be as set forth in this Agreement in Attachment 1 and/or in Attachment 2, 3, 5 and 7 as applicable.

4. Parity

The services and service provisioning that BellSouth provides Frankfort Plant Board for resale will be at least equal in quality to that provided to BellSouth, or any BellSouth subsidiary, affiliate or end user. In connection with resale, BellSouth will provide Frankfort Plant Board with pre-ordering, ordering, maintenance and trouble reporting, and daily usage data functionality that will enable Frankfort Plant Board to provide equivalent levels of customer service to their local exchange customers as BellSouth provides to its own end users. BellSouth shall also provide Frankfort Plant Board with network elements, and access to those elements, that is at least equal in quality to that which BellSouth provides BellSouth, or any BellSouth subsidiary, affiliate or other CLEC. BellSouth will provide number portability to Frankfort Plant Board and their customers with minimum impairment of functionality, quality, reliability and convenience.

5. White Pages Listings

BellSouth shall provide Frankfort Plant Board and its customers access to white pages directory listings under the following terms:

- 5.1 Listings. BellSouth or its agent will include Frankfort Plant Board residential and business customer listings in the appropriate White Pages (residential and business) or alphabetical directories. Directory listings will make no distinction between Frankfort Plant Board and BellSouth subscribers.
- 5.2 Rates. Subscriber primary listing information in the White Pages shall be provided at no charge to Frankfort Plant Board or its subscribers provided that Frankfort Plant Board provides subscriber listing information to BellSouth at no charge.
- 5.3 Procedures for Submitting Frankfort Plant Board Subscriber Information. BellSouth will provide to Frankfort Plant Board a magnetic tape or computer disk containing the proper format for submitting subscriber listings. Frankfort Plant Board will be required to provide BellSouth with directory listings and daily updates to those listings, including new, changed, and deleted listings, in an industry-accepted format. These procedures are detailed in BellSouth's Local Interconnection and Facility Based Ordering Guide.

- 5.4 Unlisted/Non-Published Subscribers. Frankfort Plant Board will be required to provide to BellSouth the names, addresses and telephone numbers of all Frankfort Plant Board customers that wish to be omitted from directories.
- 5.5 Inclusion of Frankfort Plant Board Customers in Directory Assistance Database. BellSouth will include and maintain Frankfort Plant Board subscriber listings in BellSouth's Directory Assistance databases at no charge. BellSouth and Frankfort Plant Board will formulate appropriate procedures regarding lead time, timeliness, format and content of listing information.
- 5.6 Listing Information Confidentiality. BellSouth will accord Frankfort Plant Board's directory listing information the same level of confidentiality that BellSouth accords its own directory listing information, and BellSouth shall limit access to Frankfort Plant Board's customer proprietary confidential directory information to those BellSouth employees who are involved in the preparation of listings.
- 5.7 Optional Listings. Additional listings and optional listings will be offered by BellSouth at tariffed rates as set forth in the General Subscriber Services Tariff.
- 5.8 Delivery. BellSouth or its agent shall deliver White Pages directories to Frankfort Plant Board subscribers at no charge.

6. **Bona Fide Request/New Business Request Process for Further Unbundling**

If Frankfort Plant Board is a facilities based provider or a facilities based and resale provider, this section shall apply. BellSouth shall, upon request of Frankfort Plant Board, provide to Frankfort Plant Board access to its network elements at any technically feasible point for the provision of Frankfort Plant Board's telecommunications service where such access is necessary and failure to provide access would impair the ability of Frankfort Plant Board to provide services that it seeks to offer. Any request by Frankfort Plant Board for access to a network element, interconnection option, or for the provisioning of any service or product that is not already available shall be treated as a Bona Fide Request/New Business Request, and shall be submitted to BellSouth pursuant to the Bona Fide Request/New Business Request process set forth following.

- 6.1 A Bona Fide Request/New Business Request shall be submitted in writing to Frankfort Plant Board's Account Manager by Frankfort Plant Board and shall specifically identify the requested service date, technical requirements, space requirements and/or such specifications that clearly define the request such that BellSouth has sufficient information to

analyze and prepare a response. Such a request also shall include Frankfort Plant Board's designation of the request as being (i) pursuant to the Telecommunications Act of 1996 or (ii) pursuant to the needs of the business.

7. Liability and Indemnification

7.1 BellSouth Liability. BellSouth shall take financial responsibility for its own actions in causing, or its lack of action in preventing, unbillable or uncollectible Frankfort Plant Board revenues.

7.2 Liability for Acts or Omissions of Third Parties. Neither BellSouth nor Frankfort Plant Board shall be liable for any act or omission of another telecommunications company providing a portion of the services provided under this Agreement.

7.3 Limitation of Liability.

7.3.1 Each Party's liability to the other for any loss, cost, claim, injury or liability or expense, including reasonable attorney's fees relating to or arising out of any negligent act or omission in its performance of this Agreement whether in contract or in tort, shall be limited to a credit for the actual cost of the services or functions not performed or improperly performed.

7.3.2 Limitations in Tariffs. A Party may, in its sole discretion, provide in its tariffs and contracts with its Customer and third parties that relate to any service, product or function provided or contemplated under this Agreement, that to the maximum extent permitted by Applicable Law, such Party shall not be liable to Customer or third Party for (i) any Loss relating to or arising out of this Agreement, whether in contract, tort or otherwise, that exceeds the amount such Party would have charged that applicable person for the service, product or function that gave rise to such Loss and (ii) Consequential Damages. To the extent that a Party elects not to place in its tariffs or contracts such limitations of liability, and the other Party incurs a Loss as a result thereof, such Party shall indemnify and reimburse the other Party for that portion of the Loss that would have been limited had the first Party included in its tariffs and contracts the limitations of liability that such other Party included in its own tariffs at the time of such Loss.

7.3.3 Neither BellSouth nor Frankfort Plant Board shall be liable for damages to the other's terminal location, POI or other company's customers' premises resulting from the furnishing of a service, including, but not limited to, the installation and removal of equipment or associated wiring, except to the extent caused by a company's negligence or willful misconduct or by a company's failure to properly ground a local loop after disconnection.

- 7.3.4 Under no circumstance shall a Party be responsible or liable for indirect, incidental, or consequential damages, including, but not limited to, economic loss or lost business or profits, damages arising from the use or performance of equipment or software, or the loss of use of software or equipment, or accessories attached thereto, delay, error, or loss of data. In connection with this limitation of liability, each Party recognizes that the other Party may, from time to time, provide advice, make recommendations, or supply other analyses related to the Services, or facilities described in this Agreement, and, while each Party shall use diligent efforts in this regard, the Parties acknowledge and agree that this limitation of liability shall apply to provision of such advice, recommendations, and analyses.
- 7.4 Indemnification for Certain Claims. BellSouth and Frankfort Plant Board providing services, their affiliates and their parent company, shall be indemnified, defended and held harmless by each other against any claim, loss or damage arising from the receiving company's use of the services provided under this Agreement pertaining to (1) claims for libel, slander, invasion of privacy or copyright infringement arising from the content of the receiving company's own communications, or (2) any claim, loss or damage claimed by the other company's customer arising from one company's use or reliance on the other company's services, actions, duties, or obligations arising out of this Agreement.
- 7.5 No Liability for Certain Inaccurate Data. Neither BellSouth nor Frankfort Plant Board assumes any liability for the accuracy of data provided by one Party to the other and each Party agrees to indemnify and hold harmless the other for any claim, action, cause of action, damage, or injury that might result from the supply of inaccurate data in conjunction with the provision of any service provided pursuant to this Agreement.
- 7.6 Disclaimer. EXCEPT AS SPECIFICALLY PROVIDED TO THE CONTRARY IN THIS AGREEMENT, NEITHER PARTY MAKES ANY REPRESENTATIONS OR WARRANTIES TO THE OTHER PARTY CONCERNING THE SPECIFIC QUALITY OF ANY SERVICES, OR FACILITIES PROVIDED UNDER THIS AGREEMENT. THE PARTIES DISCLAIM, WITHOUT LIMITATION, ANY WARRANTY OR GUARANTEE OF MERCHANTABILITY OR FITNESS FOR A PARTICULAR PURPOSE, ARISING FROM COURSE OF PERFORMANCE, COURSE OF DEALING, OR FROM USAGES OF TRADE.
- 7.7 Limitation of Obligation. It is expressly agreed that all obligations of each Party under this Agreement, including but not limited to any indemnification obligations, shall be payable solely in accordance with applicable federal, state and municipal laws, ordinances and regulations.

8. Intellectual Property Rights and Indemnification

- 8.1 No License. No patent, copyright, trademark or other proprietary right is licensed, granted or otherwise transferred by this Agreement. Frankfort Plant Board is strictly prohibited from any use, including but not limited to in sales, in marketing or advertising of telecommunications services, of any BellSouth name, service mark or trademark.
- 8.2 Ownership of Intellectual Property. Any intellectual property which originates from or is developed by a Party shall remain in the exclusive ownership of that Party. Except for a limited license to use patents or copyrights to the extent necessary for the Parties to use any facilities or equipment (including software) or to receive any service solely as provided under this Agreement, no license in patent, copyright, trademark or trade secret, or other proprietary or intellectual property right now or hereafter owned, controlled or licensable by a Party, is granted to the other Party or shall be implied or arise by estoppel. It is the responsibility of each Party to ensure at no additional cost to the other Party that it has obtained any necessary licenses in relation to intellectual property of third Parties used in its network that may be required to enable the other Party to use any facilities or equipment (including software), to receive any service, or to perform its respective obligations under this Agreement.
- 8.3 Indemnification. The Party providing a service pursuant to this Agreement will defend the Party receiving such service or data provided as a result of such service against claims of infringement arising solely from the use by the receiving Party of such service and will indemnify the receiving Party for any damages awarded based solely on such claims in accordance with Section 7 of this Agreement.
- 8.4 Claim of Infringement. In the event that use of any facilities or equipment (including software), becomes, or in reasonable judgment of the Party who owns the affected network is likely to become, the subject of a claim, action, suit, or proceeding based on intellectual property infringement, then said Party shall promptly and at its sole expense, but subject to the limitations of liability set forth below:
- 8.4.1 modify or replace the applicable facilities or equipment (including software) while maintaining form and function, or
- 8.4.2 obtain a license sufficient to allow such use to continue.
- 8.4.3 In the event 8.4.1 or 8.4.2 are commercially unreasonable, then said Party may terminate, upon reasonable notice, this contract with respect to use of, or services provided through use of, the affected facilities or equipment (including software), but solely to the extent required to avoid the infringement claim.

- 8.5 Exception to Obligations. Neither Party's obligations under this Section shall apply to the extent the infringement is caused by: (i) modification of the facilities or equipment (including software) by the indemnitee; (ii) use by the indemnitee of the facilities or equipment (including software) in combination with equipment or facilities (including software) not provided or authorized by the indemnitor provided the facilities or equipment (including software) would not be infringing if used alone; (iii) conformance to specifications of the indemnitee which would necessarily result in infringement; or (iv) continued use by the indemnitee of the affected facilities or equipment (including software) after being placed on notice to discontinue use as set forth herein.
- 8.6 Exclusive Remedy. The foregoing shall constitute the Parties' sole and exclusive remedies and obligations with respect to a third party claim of intellectual property infringement arising out of the conduct of business under this Agreement.

9. Treatment of Proprietary and Confidential Information

- 9.1 Confidential Information. It may be necessary for BellSouth and Frankfort Plant Board to provide each other with certain confidential information, including trade secret information, including but not limited to, technical and business plans, technical information, proposals, specifications, drawings, procedures, customer account data, call detail records and like information (hereinafter collectively referred to as "Information"). All Information shall be in writing or other tangible form and clearly marked with a confidential, private or proprietary legend and that the Information will be returned to the owner within a reasonable time. The Information shall not be copied or reproduced in any form. BellSouth and Frankfort Plant Board shall receive such Information and not disclose such Information. BellSouth and Frankfort Plant Board shall protect the Information received from distribution, disclosure or dissemination to anyone except employees of BellSouth and Frankfort Plant Board with a need to know such Information and which employees agree to be bound by the terms of this Section. BellSouth and Frankfort Plant Board will use the same standard of care to protect Information received as they would use to protect their own confidential and proprietary Information.
- 9.2 Exception to Obligation. Notwithstanding the foregoing, there will be no obligation on BellSouth or Frankfort Plant Board to protect any portion of the Information that is: (1) made publicly available by the owner of the Information or lawfully disclosed by a Party other than BellSouth or Frankfort Plant Board; (2) lawfully obtained from any source other than the owner of the Information; (3) previously known to the receiving Party without an obligation to keep it confidential; or (4) required by applicable federal, state or local law, order or regulation to be disclosed.

10. Assignments

Any assignment by either Party to any non-affiliated entity of any right, obligation or duty, or of any other interest hereunder, in whole or in part, without the prior written consent of the other Party shall be void, however, such consent shall not be unreasonably withheld. A Party may assign this Agreement or any right, obligation, duty or other interest hereunder to an Affiliate company of the Party without the consent of the other Party. All obligations and duties of any Party under this Agreement shall be binding on all successors in interest and assigns of such Party. No assignment or delegation hereof shall relieve the assignor of its obligations under this Agreement in the event that the assignee fails to perform such obligations.

11. Resolution of Disputes

Except as otherwise stated in this Agreement, the Parties agree that if any dispute arises as to the interpretation of any provision of this Agreement or as to the proper implementation of this Agreement, either Party may petition the Commission for a resolution of the dispute after attempts to resolve the dispute at all management levels for each of the respective Parties have failed. However, each Party reserves any rights it may have to seek judicial review of any ruling made by the Commission concerning this Agreement.

12. Taxes

12.1 Definition. For purposes of this Section, the terms “taxes” and “fees” shall include but not limited to federal, state or local sales, use, excise, gross receipts or other taxes or tax-like fees of whatever nature and however designated (including tariff surcharges and any fees, charges or other payments, contractual or otherwise, for the use of public streets or rights of way, whether designated as franchise fees or otherwise) imposed, or sought to be imposed, on or with respect to the services furnished hereunder or measured by the charges or payments therefore, excluding any taxes levied on income.

12.2 Taxes and Fees Imposed Directly On Either Providing Party or Purchasing Party.

12.2.1 Taxes and fees imposed on the providing Party, which are not permitted or required to be passed on by the providing Party to its customer, shall be borne and paid by the providing Party.

12.2.2 Taxes and fees imposed on the purchasing Party, which are not required to be collected and/or remitted by the providing Party, shall be borne and paid by the purchasing Party.

- 12.3 Taxes and Fees Imposed on Purchasing Party But Collected And Remitted By Providing Party.
- 12.3.1 Taxes and fees imposed on the purchasing Party shall be borne by the purchasing Party, even if the obligation to collect and/or remit such taxes or fees is placed on the providing Party.
- 12.3.2 To the extent permitted by applicable law, any such taxes and/or fees shall be shown as separate items on applicable billing documents between the Parties. Notwithstanding the foregoing, the purchasing Party shall remain liable for any such taxes and fees regardless of whether they are actually billed by the providing Party at the time that the respective service is billed.
- 12.3.3 If the purchasing Party determines that in its opinion any such taxes or fees are not payable, the providing Party shall not bill such taxes or fees to the purchasing Party if the purchasing Party provides written certification, reasonably satisfactory to the providing Party, stating that it is exempt or otherwise not subject to the tax or fee, setting forth the basis therefor, and satisfying any other requirements under applicable law. If any authority seeks to collect any such tax or fee that the purchasing Party has determined and certified not to be payable, or any such tax or fee that was not billed by the providing Party, the purchasing Party may contest the same in good faith, at its own expense. In any such contest, the purchasing Party shall promptly furnish the providing Party with copies of all filings in any proceeding, protest, or legal challenge, all rulings issued in connection therewith, and all correspondence between the purchasing Party and the taxing authority.
- 12.3.4 In the event that all or any portion of an amount sought to be collected must be paid in order to contest the imposition of any such tax or fee, or to avoid the existence of a lien on the assets of the providing Party during the pendency of such contest, the purchasing Party shall be responsible for such payment and shall be entitled to the benefit of any refund or recovery.
- 12.3.5 If it is ultimately determined that any additional amount of such a tax or fee is due to the imposing authority, the purchasing Party shall pay such additional amount, including any interest and penalties thereon.
- 12.3.6 Notwithstanding any provision to the contrary, the purchasing Party shall protect, indemnify and hold harmless (and defend at the purchasing Party's expense) the providing Party from and against any such tax or fee, interest or penalties thereon, or other charges or payable expenses (including reasonable attorney fees) with respect thereto, which are incurred by the providing Party in connection with any claim for or contest of any such tax or fee.

- 12.3.7 Each Party shall notify the other Party in writing of any assessment, proposed assessment or other claim for any additional amount of such a tax or fee by a taxing authority; such notice to be provided, if possible, at least ten (10) days prior to the date by which a response, protest or other appeal must be filed, but in no event later than thirty (30) days after receipt of such assessment, proposed assessment or claim.
- 12.4 Taxes and Fees Imposed on Providing Party But Passed On To Purchasing Party.
- 12.4.1 Taxes and fees imposed on the providing Party, which are permitted or required to be passed on by the providing Party to its customer, shall be borne by the purchasing Party.
- 12.4.2 To the extent permitted by applicable law, any such taxes and/or fees shall be shown as separate items on applicable billing documents between the Parties. Notwithstanding the foregoing, the purchasing Party shall remain liable for any such taxes and fees regardless of whether they are actually billed by the providing Party at the time that the respective service is billed.
- 12.4.3 If the purchasing Party disagrees with the providing Party's determination as to the application or basis for any such tax or fee, the Parties shall consult with respect to the imposition and billing of such tax or fee. Notwithstanding the foregoing, the providing Party shall retain ultimate responsibility for determining whether and to what extent any such taxes or fees are applicable, and the purchasing Party shall abide by such determination and pay such taxes or fees to the providing Party. The providing Party shall further retain ultimate responsibility for determining whether and how to contest the imposition of such taxes and fees; provided, however, that any such contest undertaken at the request of the purchasing Party shall be at the purchasing Party's expense.
- 12.4.4 In the event that all or any portion of an amount sought to be collected must be paid in order to contest the imposition of any such tax or fee, or to avoid the existence of a lien on the assets of the providing Party during the pendency of such contest, the purchasing Party shall be responsible for such payment and shall be entitled to the benefit of any refund or recovery.
- 12.4.5 If it is ultimately determined that any additional amount of such a tax or fee is due to the imposing authority, the purchasing Party shall pay such additional amount, including any interest and penalties thereon.
- 12.4.6 Notwithstanding any provision to the contrary, the purchasing Party shall protect indemnify and hold harmless (and defend at the purchasing Party's expense) the providing Party from and against any such tax or fee,

interest or penalties thereon, or other reasonable charges or payable expenses (including reasonable attorney fees) with respect thereto, which are incurred by the providing Party in connection with any claim for or contest of any such tax or fee.

12.4.7 Each Party shall notify the other Party in writing of any assessment, proposed assessment or other claim for any additional amount of such a tax or fee by a taxing authority; such notice to be provided, if possible, at least ten (10) days prior to the date by which a response, protest or other appeal must be filed, but in no event later than thirty (30) days after receipt of such assessment, proposed assessment or claim.

12.5 Mutual Cooperation. In any contest of a tax or fee by one Party, the other Party shall cooperate fully by providing records, testimony and such additional information or assistance as may reasonably be necessary to pursue the contest. Further, the other Party shall be reimbursed for any reasonable and necessary out-of-pocket copying and travel expenses incurred in assisting in such contest.

13. Force Majeure

In the event performance of this Agreement, or any obligation hereunder, is either directly or indirectly prevented, restricted, or interfered with by reason of fire, flood, earthquake or like acts of God, wars, revolution, civil commotion, explosion, acts of public enemy, embargo, acts of the government in its sovereign capacity, labor difficulties, including without limitation, strikes, slowdowns, picketing, or boycotts, unavailability of equipment from vendor, changes requested by Customer, or any other circumstances beyond the reasonable control and without the fault or negligence of the Party affected, the Party affected, upon giving prompt notice to the other Party, shall be excused from such performance on a day-to-day basis to the extent of such prevention, restriction, or interference (and the other Party shall likewise be excused from performance of its obligations on a day-to-day basis until the delay, restriction or interference has ceased); provided however, that the Party so affected shall use diligent efforts to avoid or remove such causes of non-performance and both Parties shall proceed whenever such causes are removed or cease.

14. Year 2000 Compliance

Each Party warrants that it has implemented a program the goal of which is to ensure that all software, hardware and related materials (collectively called "Systems") delivered, connected with BellSouth or supplied in the furtherance of the terms and conditions specified in this Agreement: (i) will record, store, process and display calendar dates falling on or after January 1, 2000, in the same manner, and with the same functionality as

such software records, stores, processes and displays calendar dates falling on or before December 31, 1999; and (ii) shall include without limitation date data century recognition, calculations that accommodate same century and multicentury formulas and date values, and date data interface values that reflect the century.

15. Modification of Agreement

- 15.1** BellSouth shall make available, pursuant to 47 USC § 252 and the FCC rules and regulations regarding such availability, to Frankfort Plant Board any interconnection, service, or network element provided under any other agreement filed and approved pursuant to 47 USC § 252. The Parties shall adopt all rates, terms and conditions concerning such other interconnection, service or network element and any other rates, terms and conditions that are interrelated or were negotiated in exchange for or in conjunction with the interconnection, service or network element being adopted. The adopted interconnection, service, or network element agreement shall apply to the same states as such other agreement and for the identical term of such other agreement.
- 15.2 If Frankfort Plant Board changes its name or makes changes to its company structure or identity due to a merger, acquisition, transfer or any other reason, it is the responsibility of Frankfort Plant Board to notify BellSouth of said change and request that an amendment to this Agreement, if necessary, be executed to reflect said change.
- 15.3 No modification, amendment, supplement to, or waiver of the Agreement or any of its provisions shall be effective and binding upon the Parties unless it is made in writing and duly signed by the Parties.
- 15.4 Execution of this Agreement by either Party does not confirm or infer that the executing Party agrees with any decision(s) issued pursuant to the Telecommunications Act of 1996 and the consequences of those decisions on specific language in this Agreement. Neither Party waives its rights to appeal or otherwise challenge any such decision(s) and each Party reserves all of its rights to pursue any and all legal and/or equitable remedies, including appeals of any such decision(s).
- 15.5 In the event that any final and nonappealable legislative, regulatory, judicial or other legal action materially affects any material terms of this Agreement, or the ability of Frankfort Plant Board or BellSouth to perform any material terms of this Agreement, Frankfort Plant Board or BellSouth may, on thirty (30) days written notice require that such terms be renegotiated, and the Parties shall renegotiate in good faith such mutually acceptable new terms as may be required. In the event that such new terms are not renegotiated within ninety (90) days after such notice, the Dispute shall be referred to the Dispute Resolution procedure set forth in Section 11.

15.6 If any provision of this Agreement, or the application of such provision to either Party or circumstance, shall be held invalid, the remainder of the Agreement, or the application of any such provision to the Parties or circumstances other than those to which it is held invalid, shall not be affected thereby, provided that the Parties shall attempt to reformulate such invalid provision to give effect to such portions thereof as may be valid without defeating the intent of such provision.

16. Waivers

A failure or delay of either Party to enforce any of the provisions hereof, to exercise any option which is herein provided, or to require performance of any of the provisions hereof shall in no way be construed to be a waiver of such provisions or options, and each Party, notwithstanding such failure, shall have the right thereafter to insist upon the specific performance of any and all of the provisions of this Agreement.

17. Governing Law

This Agreement shall be governed by, and construed and enforced in accordance with, the laws of the state in which dispute arises, without regard to its conflict of laws principles.

18. Arm's Length Negotiations

This Agreement was executed after arm's length negotiations between the undersigned Parties and reflects the conclusion of the undersigned that this Agreement is in the best interests of all Parties.

19. Notices

19.1 Every notice, consent, approval, or other communications required or contemplated by this Agreement shall be in writing and shall be delivered in person or given by postage prepaid mail, addressed to:

BellSouth Telecommunications, Inc.

CLEC Account Team
9th Floor
600 North 19th Street
Birmingham, Alabama 35203

and

General Attorney - COU
Suite 4300
675 W. Peachtree St.
Atlanta, GA 30375

Frankfort Plant Board
Assistant General Manager
317 West Second Street
Frankfort, KY 40601

or at such other address as the intended recipient previously shall have designated by written notice to the other Party.

19.2 Where specifically required, notices shall be by certified or registered mail. Unless otherwise provided in this Agreement, notice by mail shall be effective on the date it is officially recorded as delivered by return receipt or equivalent, and in the absence of such record of delivery, it shall be presumed to have been delivered the fifth day, or next business day after the fifth day, after it was deposited in the mails.

19.3 BellSouth shall provide Frankfort Plant Board 45-day advance notice via Internet posting of price changes and of changes to the terms and conditions of services available for resale. To the extent that revisions occur between the time BellSouth notifies Frankfort Plant Board of changes under this Agreement and the time the changes are scheduled to be implemented, BellSouth will immediately notify Frankfort Plant Board of such revisions consistent with its internal notification process. Frankfort Plant Board may not hold BellSouth responsible for any cost incurred as a result of such revisions, unless such costs are incurred as a result of BellSouth's intentional misconduct. Frankfort Plant Board may not utilize any notice given under this subsection concerning a service to market resold offerings of that service in advance of BellSouth.

20. Rule of Construction

No rule of construction requiring interpretation against the drafting Party hereof shall apply in the interpretation of this Agreement.

21. Headings of No Force or Effect

The headings of Articles and Sections of this Agreement are for convenience of reference only, and shall in no way define, modify or restrict the meaning or interpretation of the terms or provisions of this Agreement.

22. Multiple Counterparts

This Agreement may be executed multiple counterparts, each of which shall be deemed an original, but all of which shall together constitute but one and the same document.

23. Implementation of Agreement

23.1 The Parties understand that the arrangements and provision of services described in this Agreement shall require technical and operational coordination between the Parties. The Parties further agree that it is not feasible for this Agreement to set forth each of the applicable and necessary procedures, guidelines, specifications and standards that will promote the Parties' provision of Telecommunications Services to their respective Customers. Accordingly, the Parties each agree to designate a representative to coordinate all implementation activities and where necessary to include technical specialists for each Party or other individuals as may be reasonably required to address a specific task, matter or subject.

23.2 **If Frankfort Plant Board is a facilities based provider or a facilities based and resale provider, this section shall apply.** Within 2 years of the execution of this Agreement, or as may be otherwise mutually agreed upon by the Parties, the parties will adopt a schedule for the implementation of the Agreement. The schedule shall state with specificity time frames for submission of including but not limited to:

- 1) Network design;
- 2) Interconnection points;
- 3) Collocation arrangement requests;
- 4) Pre-sales testing;
- 5) Full operational time frames for the business and residential markets.
- 6) Other matters agreed upon by the Parties as required.

An implementation template to be used for the implementation schedule is contained in Attachment 10 of this Agreement.

24. Filing of Agreement

Upon execution of this Agreement it shall be filed with the appropriate state regulatory agency pursuant to the requirements of Section 252 of the Act. If the regulatory agency imposes any filing or public interest notice fees regarding the filing or approval of the Agreement, said costs shall be borne by Frankfort Plant Board.

25. Entire Agreement

This Agreement and its Attachments, incorporated herein by this reference, sets forth the entire understanding and supersedes prior

Agreements between the Parties relating to the subject matter contained herein and merges all prior discussions between them, and neither Party shall be bound by any definition, condition, provision, representation, warranty, covenant or promise other than as expressly stated in this Agreement or as is contemporaneously or subsequently set forth in writing and executed by a duly authorized officer or representative of the Party to be bound thereby.

This Agreement may include attachments with provisions for the following services:

Network Elements and Other Services
Local Interconnection
Resale
Collocation

The following services are included as options for purchase by Frankfort Plant Board. Frankfort Plant Board shall elect said services by written request to its Account Manager if applicable:

Optional Daily Usage File (ODUF)
Enhanced Optional Daily Usage File (EODUF)
Access Daily Usage File (ADUF)
Line Information Database (LIDB) Storage
Centralized Message Distribution Service (CMDS)
Calling Name (CNAM)

26. Non Exclusive Nature

Nothing contained herein shall prevent or penalize the Frankfort Plant Board from opting to use similar services to those provided by BellSouth from any third party if and when such services become available.

IN WITNESS WHEREOF, the Parties have executed this Agreement the day and year above first written.

BellSouth Telecommunications, Inc.

**Electric and Water Plant Board of the
City of Frankfort, Kentucky**

____ Original on File _____
Signature

____ Original on File _____
Signature

____ Jerry D. Hendrix _____
Name

____ E. Bruce Dungan _____
Name

____ Senior Director _____
Title

____ Board Chairperson _____
Title

____ 4/10/00 _____
Date

____ April 4, 2000 _____
Date

____ Original on File _____
Signature

____ James Liebman _____
Name

____ Board Secretary & Treasurer _____
Title

____ April 4, 2000 _____
Date

Definitions

Affiliate is defined as a person that (directly or indirectly) owns or controls, is owned or controlled by, or is under common ownership or control with, another person. For purposes of this paragraph, the term "own" means to own an equity interest (or equivalent thereof) of more than 10 percent.

Centralized Message Distribution System is the Telcordia (formerly BellCore) administered national system, based in Kansas City, Missouri, used to exchange Exchange Message Interface (EMI) formatted data among host companies.

Commission is defined as the appropriate regulatory agency in each of BellSouth's nine state region, Alabama, Florida, Georgia, Kentucky, Louisiana, Mississippi, North Carolina, South Carolina, and Tennessee.

Daily Usage File is the compilation of messages or copies of messages in standard Exchange Message Interface (EMI) format exchanged from BellSouth to a CLEC.

Exchange Message Interface is the nationally administered standard format for the exchange of data among the Exchange Carriers within the telecommunications industry.

Information Service means the offering of a capability for generating, acquiring, storing, transforming, processing, retrieving, utilizing, or making available information via telecommunications, and includes electronic publishing, but does not include any use of any such capability for the management, control, or operation of a telecommunications system or the management of a telecommunications service.

Intercompany Settlements (ICS) is the revenue associated with charges billed by a company other than the company in whose service area such charges were incurred. ICS on a national level includes third number and credit card calls and is administered by Telcordia (formerly BellCore)'s Calling Card and Third Number Settlement System (CATS). Included is traffic that originates in one Regional Bell Operating Company's (RBOC) territory and bills in another RBOC's territory.

Intermediary function is defined as the delivery of traffic from Frankfort Plant Board; a CLEC other than Frankfort Plant Board or another telecommunications carrier through the network of BellSouth or Frankfort Plant Board to an end user of Frankfort Plant Board; a CLEC other than Frankfort Plant Board or another telecommunications carrier.

Local Interconnection is defined as 1) the delivery of local traffic to be terminated on each Party's local network so that end users of either Party have the ability to reach end users of the other Party without the use of any access code or substantial delay in the processing of the call; 2) the LEC network features, functions, and capabilities set forth in this Agreement; and 3) Service Provider Number Portability sometimes referred to as temporary telephone number portability to be implemented pursuant to the terms of this Agreement.

Local Traffic is defined as any telephone call that originates in one exchange and terminates in either the same exchange, or a corresponding Extended Area Service (“EAS”). The terms Exchange and EAS exchanges are defined and specified in Section A3 of BellSouth’s General Subscriber Service Tariff. Until the Commission, the FCC or a court of competent jurisdiction determines, in a final and non-appealable order (“Order”), whether Enhanced Service Provider (“ESP”) and Information Service Provider (“ISP”) traffic is within the definition of Local Traffic, such traffic will be held for payment until the jurisdiction of such traffic is determined. The Parties will maintain billing records identifying all such ESP and ISP traffic and will adjust, if necessary, their mutual compensation billing for such local traffic termination consistent with the final Commission, FCC or court decision. The period of adjustment shall be from the effective date of this Agreement to the date the order of the Commission, the FCC or the court becomes final and nonappealable.

Message Distribution is routing determination and subsequent delivery of message data from one company to another. Also included is the interface function with CMDS, where appropriate.

Multiple Exchange Carrier Access Billing (“MECAB”) means the document prepared by the Billing Committee of the Ordering and Billing Forum (“OBF”), which functions under the auspices of the Carrier Liaison Committee of the Alliance for Telecommunications Industry Solutions (“ATIS”) and by Telcordia (formerly BellCore) as Special Report SR-BDS-000983, Containing the recommended guidelines for the billing of Exchange Service access provided by two or more LECs and/or CLECs or by one LEC in two or more states within a single LATA.

Network Element is defined to mean a facility or equipment used in the provision of a telecommunications service. Such term may include, but is not limited to, features, functions, and capabilities that are provided by means of such facility or equipment, including but not limited to, subscriber numbers, databases, signaling systems, and information sufficient for billing and collection or used in the transmission, routing, or other provision of a telecommunications service. BellSouth offers access to the Network Elements, unbundled loops; network interface device; sub-loop elements; local switching; transport; tandem switching; operator systems; signaling; access to call-related databases; dark fiber as set forth in Attachment 2 of this Agreement.

Non-Intercompany Settlement System (NICS) is the Telcordia (formerly BellCore) system that calculates non-intercompany settlements amounts due from one company to another within the same RBOC region. It includes credit card, third number and collect messages.

Percent of Interstate Usage (PIU) is defined as a factor to be applied to terminating access services minutes of use to obtain those minutes that should be rated as interstate access services minutes of use. The numerator includes all interstate “non-intermediary” minutes of use, including interstate minutes of use that are forwarded due to service provider number portability less any interstate minutes of use for Terminating

Party Pays services, such as 800 Services. The denominator includes all “non-intermediary”, local, interstate, intrastate, toll and access minutes of use adjusted for service provider number portability less all minutes attributable to terminating Party pays services.

Percent Local Usage (PLU) is defined as a factor to be applied to intrastate terminating minutes of use. The numerator shall include all “non-intermediary” local minutes of use adjusted for those minutes of use that only apply local due to Service Provider Number Portability. The denominator is the total intrastate minutes of use including local, intrastate toll, and access, adjusted for Service Provider Number Portability less intrastate terminating Party pays minutes of use.

Revenue Accounting Office (RAO) Status Company is a local exchange company/alternate local exchange company that has been assigned a unique RAO code. Message data exchanged among RAO status companies is grouped (i.e. packed) according to From/To/Bill RAO combinations.

Service Control Points (“SCPs”) are defined as databases that store information and have the ability to manipulate data required to offer particular services.

Signal Transfer Points (“STPs”) are signaling message switches that interconnect Signaling Links to route signaling messages between switches and databases. STPs enable the exchange of Signaling System 7 (“SS7”) messages between switching elements, database elements and STPs. STPs provide access to various BellSouth and third party network elements such as local switching and databases.

Signaling links are dedicated transmission paths carrying signaling messages between carrier switches and signaling networks. Signal Link Transport is a set of two or four dedicated 56 kbps transmission paths between Frankfort Plant Board designated Signaling Points of Interconnection that provide a diverse transmission path and cross connect to a BellSouth Signal Transfer Point.

Telecommunications means the transmission, between or among points specified by the user, of information of the user’s choosing, without change in the form or content of the information as sent and received.

Telecommunications Service means the offering of telecommunications for a fee directly to the public, or to such classes of users as to be effectively available directly to the public, regardless of the facilities used.

Telecommunications Act of 1996 (“Act”) means Public Law 104-104 of the United States Congress effective February 8, 1996. The Act amended the Communications Act of 1934 (47 USC Section 1 et. seq.).

Attachment 1

Resale

RESALE

1 Discount Rates

The rates pursuant by which Frankfort Plant Board is to purchase services from BellSouth for resale shall be at a discount rate off of the retail rate for the telecommunications service. The discount rates shall be as set forth in Exhibit A, attached hereto and incorporated herein by this reference. Such discount shall reflect the costs avoided by BellSouth when selling a service for wholesale purposes.

2 Definition of Terms

- 2.1 CUSTOMER OF RECORD means the entity responsible for placing application for service; requesting additions, rearrangements, maintenance or discontinuance of service; payment in full of charges incurred such as non-recurring, monthly recurring, toll, directory assistance, etc.
- 2.2 DEPOSIT means assurance provided by a customer in the form of cash, surety bond or bank letter of credit to be held by BellSouth.
- 2.3 END USER means the ultimate user of the telecommunications services.
- 2.4 END USER CUSTOMER LOCATION means the physical location of the premises where an end user makes use of the telecommunications services.
- 2.5 NEW SERVICES means functions, features or capabilities that are not currently offered by BellSouth. This includes packaging of existing services or combining a new function, feature or capability with an existing service.
- 2.6 OTHER/COMPETITIVE LOCAL EXCHANGE COMPANY (OLEC/CLEC) means a telephone company operating pursuant to law within BellSouth's franchised area to provide local exchange service within BellSouth's franchised area.

- 2.7 RESALE means an activity wherein a CLEC operating pursuant to law, such as Frankfort Plant Board subscribes to the telecommunications services of BellSouth and then reoffers those telecommunications services to the public (with or without "adding value").
- 2.8 RESALE SERVICE AREA means the area within which a CLEC, such as Frankfort Plant Board, may legally offer resold local exchange telecommunications service.

3 General Provisions

- 3.1 Frankfort Plant Board may resell the tariffed local exchange and toll telecommunications services of BellSouth contained in the General Subscriber Service Tariff and Private Line Service Tariff subject to the terms, and conditions specifically set forth herein. Notwithstanding the foregoing, the exclusions and limitations on services available for resale will be as set forth in Exhibit B, attached hereto and incorporated herein by this reference.

All of the negotiated rates, terms and conditions set forth in this Attachment pertain to the resale of BellSouth's retail telecommunications services and other services specified in this Attachment. BellSouth shall make available telecommunications services for resale at the rates set forth in Exhibit A to this Agreement and subject to the exclusions and limitations set forth in Exhibit B to this Agreement. BellSouth does not however waive its rights to appeal or otherwise challenge any decision regarding resale that resulted in the discount rates contained in Exhibit A or the exclusions and limitations contained in Exhibit B. The Parties reserve the right to pursue any and all legal and/or equitable remedies, including appeals of any decisions. If such appeals or challenges result in changes in the discount rates or exclusions and limitations, the parties agree that appropriate modifications to this Agreement will be made promptly to make its terms consistent with the outcome of the appeal.

- 3.2 Frankfort Plant Board may purchase resale services from BellSouth for their own use in operating their business. The resale discount will apply to those services under the following conditions:
- 3.2.1 Frankfort Plant Board must resell services to other end users.
- 3.2.2 Frankfort Plant Board must order services through resale interfaces, i. e., the Local Carrier Service Center (LCSC) and/or

appropriate Resale Account Teams pursuant to Section 3 of the General Terms and Conditions.

- 3.2.3 Frankfort Plant Board cannot be an alternative local exchange telecommunications company for the single purpose of selling to themselves.
- 3.3 The provision of services by BellSouth to Frankfort Plant Board does not constitute a joint undertaking for the furnishing of any service.
- 3.4 Frankfort Plant Board will be the customer of record for all services purchased from BellSouth. Except as specified herein, BellSouth will take orders from, bill and expect payment from Frankfort Plant Board for all services.
- 3.5 Frankfort Plant Board will be BellSouth's single point of contact for all services purchased pursuant to this Agreement. BellSouth shall have no contact with the end user except to the extent provided for herein.
- 3.6 BellSouth will continue to bill the end user for any services that the end user specifies it wishes to receive directly from BellSouth.
- 3.7 BellSouth maintains the right to serve directly any end user within the service area of Frankfort Plant Board. BellSouth will continue to directly market its own telecommunications products and services and in doing so may establish independent relationships with end users of Frankfort Plant Board.
- 3.8 Neither Party shall interfere with the right of any person or entity to obtain service directly from the other Party.
- 3.9 Current telephone numbers may normally be retained by the end user. However, telephone numbers are the property of BellSouth and are assigned to the service furnished. Frankfort Plant Board has no property right to the telephone number or any other call number designation associated with services furnished by BellSouth, and no right to the continuance of service through any particular central office. BellSouth reserves the right to change such numbers, or the central office designation associated with such numbers, or both, whenever BellSouth deems it necessary to do so in the conduct of its business.
- 3.10 For the purpose of the resale of BellSouth's telecommunications services by Frankfort Plant Board, BellSouth will provide Frankfort Plant Board with an on line access to telephone numbers for reservation on a first come first serve basis. Such reservations of telephone numbers, on a pre-

ordering basis shall be for a period of nine (9) days. Frankfort Plant Board acknowledges that there may be instances where there is a shortage of telephone numbers in a particular Common Language Location Identifier Code (CLLIC) and in such instances BellSouth may request that Frankfort Plant Board cancel its reservations of numbers. Frankfort Plant Board shall comply with such request.

Further, upon Frankfort Plant Board's request, and for the purpose of the resale of BellSouth's telecommunications services by Frankfort Plant Board, BellSouth will reserve up to 100 telephone numbers per CLLIC, for Frankfort Plant Board's sole use. Such telephone number reservations shall be valid for ninety (90) days from the reservation date. Frankfort Plant Board acknowledges that there may be instances where there is a shortage of telephone numbers in a particular CLLIC and in such instances BellSouth shall use its best efforts to reserve for a ninety (90) day period a sufficient quantity of Frankfort Plant Board's reasonable need in that particular CLLIC.

- 3.11 BellSouth may provide any service or facility for which a charge is not established herein, as long as it is offered on the same terms to Frankfort Plant Board.
- 3.12 Service is furnished subject to the condition that it will not be used for any unlawful purpose.
- 3.13 Service will be discontinued if any law enforcement agency advises that the service being used is in violation of the law.
- 3.14 BellSouth can refuse service when it has grounds to believe that service will be used in violation of the law.
- 3.15 BellSouth accepts no responsibility to any person for any unlawful act committed by Frankfort Plant Board or its end users as part of providing service to Frankfort Plant Board for purposes of resale or otherwise.
- 3.16 BellSouth will cooperate fully with law enforcement agencies with subpoenas and court orders for assistance with BellSouth's end users. Law enforcement agency subpoenas and court orders regarding end users of Frankfort Plant Board will be directed to Frankfort Plant Board. BellSouth will bill Frankfort Plant Board for implementing any requests by law enforcement agencies regarding Frankfort Plant Board end users.
- 3.17 The characteristics and methods of operation of any circuits, facilities or equipment provided by any person or entity other than BellSouth shall not:

- 3.17.1 Interfere with or impair service over any facilities of BellSouth, its affiliates, or its connecting and concurring carriers involved in its service;
- 3.17.2 Cause damage to BellSouth's plant;
- 3.17.3 Impair the privacy of any communications; or
- 3.17.4 Create hazards to any BellSouth employees or the public.
- 3.18 Frankfort Plant Board assumes the responsibility of notifying BellSouth regarding less than standard operations with respect to services provided by Frankfort Plant Board.
- 3.19 Facilities and/or equipment utilized by BellSouth to provide service to Frankfort Plant Board remain the property of BellSouth.
- 3.20 White page directory listings will be provided in accordance with regulations set forth in Section A6 of the General Subscriber Service Tariff and will be available for resale.
- 3.21 BellSouth provides electronic access to customer record information. Access is provided through the Local Exchange Navigation System (LENS) and the Telecommunications Access Gateway (TAG). Customer Record Information includes but is not limited to, customer specific information in CRIS and RSAG. Frankfort Plant Board agrees not to view, copy, or otherwise obtain access to the customer record information of any customer without that customer's permission, and further agrees that Franklin Plant Board will obtain access to customer record information only in strict compliance with applicable laws, rules, or regulations of the State in which the service is provided.
- 3.22 All costs incurred by BellSouth to develop and implement operational interfaces shall be recovered from Resellers who utilize the services. Charges for use of Operational Support Systems (OSS) shall be as set forth in Exhibit A of this attachment.
- 3.23 Where available to BellSouth's end users, BellSouth shall provide the following telecommunications services at a discount to allow for voice mail services:
- Simplified Message Desk Interface - Enhanced ("SMDI-E")
 - Simplified Message Desk Interface ("SMDI") Message Waiting Indicator ("MWI") stutter dial tone and message waiting light feature capabilities
 - Call Forward on Busy/Don't Answer ("CF-B/DA")

- Call Forward on Busy (“CF/B”)
- Call Forward Don’t Answer (“CF/DA”)

Further, BellSouth messaging services set forth in BellSouth’s Messaging Service Information Package shall be made available for resale without the wholesale discount.

- 3.24 BellSouth’s Inside Wire Maintenance Plan may be made available for resale at rates, terms and conditions as set forth by BellSouth and without the wholesale discount.
- 3.25 All costs incurred by BellSouth for providing services requested by Frankfort Plant Board that are not covered in the BellSouth tariffs shall be recovered from Frankfort Plant Board if Frankfort Plant Board utilizes those services.
- 3.26 Recovery of charges associated with implementing Number Portability through a monthly charge assessed to end users has been authorized by the FCC. This end user line charge will be billed to Resellers of BellSouth’s telecommunications services and will be as filed in FCC No. 1. This charge will not be discounted.

4 BellSouth’s Provision of Services to Frankfort Plant Board

- 4.1 Frankfort Plant Board agrees that its resale of BellSouth services shall be as follows:
 - 4.1.1 The resale of telecommunications services shall be limited to users and uses conforming to the class of service restrictions.
 - 4.1.2 Hotel and Hospital PBX services are the only telecommunications services available for resale to Hotel/Motel and Hospital end users, respectively. Similarly, Access Line Service for Customer Provided Coin Telephones is the only local service available for resale to Independent Payphone Provider (IPP) customers. Shared Tenant Service customers can only be sold those local exchange access services available in BellSouth’s A23 Shared Tenant Service Tariff in the states of Florida, Georgia, North Carolina and South Carolina, and in A27 in the states of Alabama, Kentucky, Louisiana, Mississippi and Tennessee.

- 4.1.3 BellSouth reserves the right to periodically audit services purchased by Frankfort Plant Board to establish authenticity of use. Such audit shall not occur more than once in a calendar year. Frankfort Plant Board shall make any and all records and data available to BellSouth or BellSouth's auditors on a reasonable basis. BellSouth shall bear the cost of said audit.
- 4.2 Resold services can only be used in the same manner as specified in BellSouth's Tariffs. Resold services are subject to the same terms and conditions as are specified for such services when furnished to an individual end user of BellSouth in the appropriate section of BellSouth's Tariffs. Specific tariff features (e.g. a usage allowance per month), shall not be aggregated across multiple resold services.
- 4.3 Frankfort Plant Board may resell services only within the specific resale service area authorized by law.
- 4.4 Telephone numbers transmitted via any resold service feature are intended solely for the use of the end user of the feature. Resale of this information is prohibited.

5 Maintenance of Services

- 5.1 Frankfort Plant Board will adopt and adhere to the standards contained in the applicable CLEC Work Center Operational Understanding Agreement regarding maintenance and installation of service.
- 5.2 Services resold under BellSouth's Tariffs and facilities and equipment provided by BellSouth shall be maintained by BellSouth.
- 5.3 Frankfort Plant Board or its end users may not rearrange, move, disconnect, remove or attempt to repair any facilities owned by BellSouth, other than by connection or disconnection to any interface means used, except with the written consent of BellSouth.
- 5.4 Frankfort Plant Board accepts responsibility to notify BellSouth of situations that arise that may result in a service problem.
- 5.5 Frankfort Plant Board will be BellSouth's single point of contact for all repair calls on behalf of Frankfort Plant Board's end users. The parties agree to provide one another with toll-free contact numbers for such purposes.
- 5.6 Frankfort Plant Board will contact the appropriate repair centers in accordance with procedures established by BellSouth.

- 5.7 For all repair requests, Frankfort Plant Board accepts responsibility for adhering to BellSouth's prescreening guidelines prior to referring the trouble to BellSouth.
- 5.8 BellSouth will bill Frankfort Plant Board for handling troubles that are found not to be in BellSouth's network pursuant to its standard time and material charges. The standard time and material charges will be no more than what BellSouth charges to its retail customers for the same services.
- 5.9 BellSouth reserves the right to contact Frankfort Plant Board's end users, if deemed necessary, for maintenance purposes.

6 Establishment of Service

- 6.1 Upon the filing of this Agreement, and, if applicable, after receiving certification as a local exchange company from the appropriate regulatory agency, Frankfort Plant Board will provide the appropriate BellSouth service center the necessary documentation to enable BellSouth to establish a master account for Frankfort Plant Board. Such documentation shall include the Application for Master Account, proof of authority to provide telecommunications services, an Operating Company Number ("OCN") assigned by the National Exchange Carriers Association ("NECA") and a tax exemption certificate, if applicable. When necessary deposit requirements are met, BellSouth will begin taking orders for the resale of service.
- 6.2 Service orders will be in a standard format designated by BellSouth.
- 6.3 When notification is received from Frankfort Plant Board that a current end user of BellSouth will subscribe to Frankfort Plant Board's service, standard service order intervals for the appropriate class of service will apply.
- 6.4 BellSouth will not require end user confirmation prior to establishing service for Frankfort Plant Board's end user customer. Frankfort Plant Board must, however, be able to demonstrate end user authorization upon request.
- 6.5 Frankfort Plant Board will be the single point of contact with BellSouth for all subsequent ordering activity resulting in additions or changes to resold services except that BellSouth will accept a request directly from the end user for conversion of the end user's service from Frankfort Plant Board to BellSouth or will accept a request from another CLEC for conversion of the end user's service from Frankfort Plant Board to the other LEC.

BellSouth will notify Frankfort Plant Board that such a request has been processed.

- 6.6 If BellSouth determines that an unauthorized change in local service to Frankfort Plant Board has occurred, BellSouth will reestablish service with the appropriate local service provider and will assess Frankfort Plant Board as the CLEC initiating the unauthorized change, the unauthorized change charge described in FCC Tariff No. 1, Section 13 or applicable state tariff. Appropriate nonrecurring charges, as set forth in Section A4. of the General Subscriber Service Tariff, will also be assessed to Frankfort Plant Board. These charges can be adjusted if Frankfort Plant Board provides satisfactory proof of authorization.
- 6.7 In order to safeguard its interest, BellSouth reserves the right to secure the account with a suitable form of security deposit, unless satisfactory credit has already been established.
- 6.7.1 Such security deposit shall take the form of an irrevocable Letter of Credit or other forms of security acceptable to BellSouth. Any such security deposit may be held during the continuance of the service as security for the payment of any and all amounts accruing for the service.
- 6.7.2 If a security deposit is required, such security deposit shall be made prior to the inauguration of service.
- 6.7.3 Such security deposit may not exceed two months' estimated billing.
- 6.7.4 The fact that a security deposit has been made in no way relieves Frankfort Plant Board from complying with BellSouth's regulations as to advance payments and the prompt payment of bills on presentation nor does it constitute a waiver or modification of the regular practices of BellSouth providing for the discontinuance of service for non-payment of any sums due BellSouth.
- 6.7.5 BellSouth reserves the right to increase the security deposit requirements when, in its sole judgment, circumstances so warrant and/or gross monthly billing has increased beyond the level initially used to determine the security deposit.
- 6.7.6 In the event that Frankfort Plant Board defaults on its account, service to Frankfort Plant Board will be terminated and any security deposits held will be applied to its account.

6.7.7 Interest on a security deposit shall accrue and be refunded in accordance with the terms in the appropriate BellSouth tariff.

7 Payment And Billing Arrangements

- 7.1 Prior to submitting orders to BellSouth for local service, a master account must be established for Frankfort Plant Board. Frankfort Plant Board is required to provide the following before a master account is established: proof of PSC/PUC certification, if applicable, the Application for Master Account, an Operating Company Number ("OCN") assigned by the National Exchange Carriers Association ("NECA") and a tax exemption certificate, if applicable.
- 7.2 BellSouth shall bill Frankfort Plant Board on a current basis all applicable charges and credits.
- 7.3 Payment of all charges will be the responsibility of Frankfort Plant Board. Frankfort Plant Board shall make payment to BellSouth for all services billed. BellSouth is not responsible for payments not received by Frankfort Plant Board from Frankfort Plant Board's end user. BellSouth will not become involved in billing disputes that may arise between Frankfort Plant Board and its end user. Payments made to BellSouth as payment on account will be credited to an accounts receivable master account and not to an end user's account.
- 7.4 BellSouth will render bills each month on established bill days for each of Frankfort Plant Board's accounts.
- 7.5 BellSouth will bill Frankfort Plant Board in advance charges for all services to be provided during the ensuing billing period except charges associated with service usage, which charges will be billed in arrears. Charges will be calculated on an individual end user account level, including, if applicable, any charges for usage or usage allowances. BellSouth will also bill all charges, including but not limited to 911 and E911 charges, telecommunications relay charges (TRS), and franchise fees, to Frankfort Plant Board.
- 7.6 The payment will be due by the next bill date (i.e., same date in the following month as the bill date) and is payable in immediately available funds. Payment is considered to have been made when received by BellSouth.
- 7.6.1 If the payment due date falls on a Sunday or on a Holiday which is observed on a Monday, the payment due date shall be the first non-Holiday day following such Sunday or Holiday. If the payment

due date falls on a Saturday or on a Holiday which is observed on Tuesday, Wednesday, Thursday, or Friday, the payment due date shall be the last non-Holiday day preceding such Saturday or Holiday. If payment is not received by the payment due date, a late payment penalty, as set forth in section 7.8 following, shall apply.

7.6.2 If Frankfort Plant Board requests multiple billing media or additional copies of bills, BellSouth will provide these at an appropriate charge to Frankfort Plant Board.

7.6.3 Billing Disputes

7.6.3.1 Each Party agrees to notify the other Party upon the discovery of a billing dispute. In the event of a billing dispute, the Parties will endeavor to resolve the dispute within sixty (60) calendar days of the Bill Date on which such disputed charges appear. Resolution of the dispute is expected to occur at the first level of management resulting in a recommendation for settlement of the dispute and closure of a specific billing period. If the issues are not resolved within the allotted time frame, the following resolution procedure will begin:

7.6.3.2 If the dispute is not resolved within sixty (60) days of the Bill Date, the dispute will be escalated to the second level of management for each of the respective Parties for resolution. If the dispute is not resolved within ninety (90) days of the Bill Date, the dispute will be escalated to the third level of management for each of the respective Parties for resolution

7.6.3.3 If the dispute is not resolved within one hundred and twenty (120) days of the Bill Date, the dispute will be escalated to the fourth level of management for each of the respective Parties for resolution.

7.6.3.4 If a Party disputes a charge and does not pay such charge by the payment due date, such charges shall be subject to late payment charges as set forth in the Late Payment Charges provision of this Attachment. If a Party disputes charges and the dispute is resolved in favor of such Party, the other Party shall credit the bill of the disputing Party for the amount of the disputed charges along with any late payment charges assessed no later than the second Bill Date after the resolution of the dispute. Accordingly, if a

Party disputes charges and the dispute is resolved in favor of the other Party, the disputing Party shall pay the other Party the amount of the disputed charges and any associated late payment charges assessed no later than the second bill payment due date after the resolution of the dispute. BellSouth shall only assess interest on previously assessed late payment charges in a state where it has authority pursuant to its tariffs.

- 7.7 Upon proof of tax exempt certification from Frankfort Plant Board, the total amount billed to Frankfort Plant Board will not include any taxes due from the end user to reflect the tax exempt certification and local tax laws. Frankfort Plant Board will be solely responsible for the computation, tracking, reporting, and payment of taxes applicable to its resold services for emergency services (E911 and 911) and Telecommunications Relay Service (TRS) as well as any other charges of a similar nature.
- 7.8 If any portion of the payment is received by BellSouth after the payment due date as set forth preceding, or if any portion of the payment is received by BellSouth in funds that are not immediately available to BellSouth, then a late payment penalty shall be due to BellSouth. The late payment penalty shall be the portion of the payment not received by the payment due date times a late factor. The late factor shall be as set forth in Section A2 of the General Subscriber Services Tariff and Section B2 of the Private Line Service Tariff.
- 7.9 Any switched access charges associated with interexchange carrier access to the resold local exchange lines will be billed by, and due to, BellSouth. No additional charges are to be assessed to Frankfort Plant Board.
- 7.10 BellSouth will not perform billing and collection services for Frankfort Plant Board as a result of the execution of this Agreement. All requests for billing services should be referred to the appropriate entity or operational group within BellSouth.
- 7.11 Pursuant to 47 CFR Section 51.617, BellSouth will bill Frankfort Plant Board end user common line charges identical to the end user common line charges BellSouth bills its end users.
- 7.12 In general, BellSouth will not become involved in disputes between Frankfort Plant Board and Frankfort Plant Board's end user customers over resold services. If a dispute does arise that cannot be settled without the involvement of BellSouth, Frankfort Plant Board shall contact the

designated Service Center for resolution. BellSouth will make every effort to assist in the resolution of the dispute and will work with Frankfort Plant Board to resolve the matter in as timely a manner as possible. Frankfort Plant Board may be required to submit documentation to substantiate the claim.

8 Discontinuance of Service

8.1 The procedures for discontinuing service to an end user are as follows:

8.1.1 Where possible, BellSouth will deny service to Frankfort Plant Board's end user on behalf of, and at the request of, Frankfort Plant Board. Upon restoration of the end user's service, restoral charges will apply and will be the responsibility of Frankfort Plant Board.

8.1.2 At the request of Frankfort Plant Board, BellSouth will disconnect a Frankfort Plant Board end user customer.

8.1.3 All requests by Frankfort Plant Board for denial or disconnection of an end user for nonpayment must be in writing.

8.1.4 Frankfort Plant Board will be made solely responsible for notifying the end user of the proposed disconnection of the service.

8.1.5 BellSouth will continue to process calls made to the Annoyance Call Center and will advise Frankfort Plant Board when it is determined that annoyance calls are originated from one of their end user's locations. BellSouth shall be indemnified, defended and held harmless by Frankfort Plant Board and/or the end user against any claim, loss or damage arising from providing this information to Frankfort Plant Board. It is the responsibility of Frankfort Plant Board to take the corrective action necessary with its end users who make annoying calls. Failure to do so will result in BellSouth's disconnecting the end user's service.

8.1.6 BellSouth may disconnect and reuse facilities when the facility is in a denied state and BellSouth has received an order to establish new service or transfer of service from an end user or an end user's CLEC at the same address served by the denied facility.

8.2 The procedures for discontinuing service to Frankfort Plant Board are as follows:

- 8.2.1 BellSouth reserves the right to suspend or terminate service for nonpayment or in the event of prohibited, unlawful or improper use of the facilities or service, abuse of the facilities, or any other violation or noncompliance by Frankfort Plant Board of the rules and regulations of BellSouth's Tariffs.
- 8.2.2 If payment of account is not received by the bill day in the month after the original bill day, BellSouth may provide written notice to Frankfort Plant Board, that additional applications for service will be refused and that any pending orders for service will not be completed if payment is not received by the fifteenth day following the date of the notice. In addition BellSouth may, at the same time, give thirty days notice to the person designated by Frankfort Plant Board to receive notices of noncompliance, and discontinue the provision of existing services to Frankfort Plant Board at any time thereafter.
- 8.2.3 In the case of such discontinuance, all billed charges, as well as applicable termination charges, shall become due.
- 8.2.4 If BellSouth does not discontinue the provision of the services involved on the date specified in the thirty days notice and Frankfort Plant Board's noncompliance continues, nothing contained herein shall preclude BellSouth's right to discontinue the provision of the services to Frankfort Plant Board without further notice.
- 8.2.5 If payment is not received or arrangements made for payment by the date given in the written notification, Frankfort Plant Board's services will be discontinued. Upon discontinuance of service on a Frankfort Plant Board's account, service to Frankfort Plant Board's end users will be denied. BellSouth will also reestablish service at the request of the end user or Frankfort Plant Board upon payment of the appropriate connection fee and subject to BellSouth's normal application procedures. Frankfort Plant Board is solely responsible for notifying the end user of the proposed disconnection of the service.
- 8.2.6 If within fifteen days after an end user's service has been denied no contact has been made in reference to restoring service, the end user's service will be disconnected.

EXHIBIT A

APPLICABLE DISCOUNTS

The telecommunications services available for purchase by Frankfort Plant Board for the purposes of resale to Frankfort Plant Board end users shall be available at the following discount off of the retail rate.

<u>DISCOUNT*</u>			
<u>STATE</u>	<u>RESIDENCE</u>	<u>BUSINESS</u>	<u>CSAs**</u>
KENTUCKY	16.79%	15.54%	

*When a CLEC provides Resale service in a cross boundary area (areas that are part of the local serving area of another state's exchange) the rates, regulations and discounts for the tariffing state will apply. Billing will be from the serving state.

** Unless noted in this column, the discount for Business will be the applicable discount rate for CSAs.

OPERATIONAL SUPPORT SYSTEMS (OSS RATES)

	Electronic Per LSR received from the CLEC by one of the OSS interactive interfaces	Manual Per LSR received from the CLEC by means other than one of the OSS interactive interfaces
OSS LSR Charge	\$3.50	\$19.99
USOC	SOMEK	SOMAN

Note: In addition to the OSS charges, applicable discounted service order and related discounted charges apply per the tariff.

Threshold Billing Plan

The Parties agree that Frankfort Plant Board will incur the electronic rate for all LSRs, both electronic and manual, if the percentage of electronic LSRs to total LSRs **meets or** exceeds the threshold percentages shown below:

Year	Ratio: Electronic/Total LSRs
2000	80%
2001	90%

The threshold plan will be discontinued in 2002.

BellSouth will track the total LSR volume for each CLEC for each quarter. At the end of that time period, a Percent Electronic LSR calculation will be made for that quarter based on the LSR data tracked in the LCSC. If this percentage exceeds the threshold volume, all of that CLECs' future manual LSRs will be billed at the electronic LSR rate. To allow time for obtaining and analyzing the data and updating the billing system, this billing change will take place on the first day of the second month following the end of the quarter (e.g. May 1 for 1Q, Aug 1 for 2Q, etc.). There will be no adjustments to the amount billed for previously billed LSRs.

Exhibit B

**EXCLUSIONS AND LIMITATIONS
ON SERVICES AVAILABLE FOR RESALE**

Type of Service	KY	
	Resale?	Discount?
1. Grandfathered Services (Note 1)	Yes	Yes
2. Contract Service Arrangements	Yes	Yes
3. Promotions > 90 Days (Note 2)	Yes	Yes
4. Promotions < 90 Days (Note 2)	No	No
5. Lifeline/Link Up Services	Note 3	Note 3
6. 911/E911 Services	Yes	Yes
7. N11 Services	No	No
8. AdWatch SM Svc (See Note 4)	Yes	No
9. MemoryCall [®] Service	Yes	No
10. Mobile Services	Yes	No
11. Federal Subscriber Line Charges	Yes	No
12. Non-Recurring Charges	Yes	Yes
13. End User Line Charge – Number Portability	Yes	No
14. Public Telephone Access Service (PTAS)	Yes	Yes

Applicable Notes:

1. **Grandfathered services** can be resold only to existing subscribers of the grandfathered service.
2. Where available for resale, **promotions** will be made available only to end users who would have qualified for the promotion had it been provided by BellSouth directly.
3. **Lifeline/Link Up** services may be offered only to those subscribers who meet the criteria that BellSouth currently applies to subscribers of these services as set forth in Sections A3 and A4 of the GSST.
4. AdWatchSM Service is tariffed as BellSouth[®] AIN Virtual Number Call Detail Service.

BELLSOUTH/Frankfort Plant Board RATES
 ODUF/EDOUF/CMDS/CNAM

DESCRIPTION	USOC	KY
ODUF/EDOUF/CMDS		
ODUF: Recording, per message	N/A	\$0.0008611
ODUF: Message Processing, per message	N/A	\$0.0032357
EODUF: Message Processing, per message	N/A	\$0.004
CMDS: Message Processing, per message	N/A	\$0.004
ODUF: Message Processing, per magnetic tape provisioned	N/A	\$55.68
EODUF: Message Processing, per magnetic tape provisioned	N/A	\$47.30
ODUF: Data Transmission (CONNECT:DIRECT), per message	N/A	\$0.0000365
EODUF: Data Transmission (CONNECT:DIRECT), per message	N/A	\$0.0000364
CMDS: Data Transmission (CONNECT:DIRECT), per message	N/A	\$0.001
CALLING NAME (CNAM) QUERY SERVICE		
CNAM (Database Owner), Per Query	N/A	\$0.016
CNAM (Non-Database Owner), Per Query *	N/A	\$0.01
NRC, applicable when Frankfort Plant Board uses the Character Based User Interface (CHUI) method to transmit the names to the BellSouth CNAM database	N/A	\$595.00
* Volume and term arrangements are also available.		
NOTES: If no rate is identified in the contract, the rate for the specific service or function will be as set forth in applicable BellSouth tariff or as negotiated by parties upon request by either party.		

Attachment 2
Network Elements and Other Services

TABLE OF CONTENTS

1. Introduction3

2. Unbundled Loops, Integrated Digital Loop Carriers, Network Interfaces Device, Unbundled Loop Concentration (ULC) System, Sub Loops And Dark Fiber4

3. Switching.....17

4. Transport And Dark Fiber.....26

5. BellSouth SWA 8XX Toll Free Dialing Ten Digit Screening Service35

6. Line Information Database (LIDB)37

7. Signaling.....39

8. Operator Call Processing, Inward Operator Services And Directory Assistance Services51

9. Calling Name (CNAM) Database Service.....59

10. Basic 911 And E91161

LIDB Storage Agreement.....Exhibit A

CNAM Database Services.....Exhibit B

Rates.....Exhibit C

ACCESS TO NETWORK ELEMENTS AND OTHER SERVICES

1. Introduction

- 1.1 Network Element is defined to mean a facility or equipment used in the provision of a telecommunications service. Such term may include, but is not limited to, features, functions, and capabilities that are provided by means of such facility or equipment, including but not limited to, subscriber numbers, databases, signaling systems, and information sufficient for billing and collection or used in the transmission, routing, or other provision of a telecommunications service. BellSouth offers access to the Network Elements, unbundled loops; network interface device; sub-loop elements; local switching; transport; tandem switching; operator systems; signaling; access to call-related databases; dark fiber as set forth in this Attachment.
- 1.2 BellSouth shall, upon request of Frankfort Plant Board, and to the extent technically feasible, provide to Frankfort Plant Board access to its network elements for the provision of Frankfort Plant Board's telecommunications service. If no rate is identified in the contract, the rate for the specific service or function will be as set forth in applicable BellSouth tariff or as negotiated by the Parties upon request by either Party.
- 1.3 Frankfort Plant Board may purchase network elements and other services from BellSouth for the purpose of combining such network elements in any manner Frankfort Plant Board chooses to provide telecommunication services to its intended users, including recreating existing BellSouth services. With the exception of the sub-loop elements which are located outside of the central office, BellSouth shall deliver the network elements purchased by Frankfort Plant Board for combining to the designated Frankfort Plant Board collocation space. The network elements shall be provided as set forth in this Attachment.
- 1.4 BellSouth will provide the following combined network elements for purchase by Frankfort Plant Board. The rate of the following combined network elements is the sum of the individual element prices as set forth in this Attachment. Order Coordination as defined in Section 2 of Attachment 2 of this Agreement is available for each of these combinations:
- SL2 loop and cross connect
 - Port and cross connect
 - Port and cross connect and common (shared) transport
 - Port and vertical features
 - SL2 Loop with loop concentration

- Port and common (shared) transport
- SL2 Loop and Local Number Portability (“LNP”)

1.5 BellSouth shall comply with the requirements as set forth in the technical references within Attachment 2 to the extent that they are consistent with the greater of BellSouth’s actual performance or applicable industry standards.

1.6 In the event that any final and nonappealable legislative, regulatory, judicial or other legal action modifies or redefines the “Network Elements” in a manner which materially affects the terms of this Attachment or the Network Elements and/or prices set forth herein, either Party may, on thirty (30) days written notice, require renegotiation of such terms, and the Parties shall renegotiate in good faith such new terms in accordance with such legislative, regulatory, judicial or other legal action. In the event such new terms are not renegotiated within ninety (90) days after the notice for renegotiation, either Party may petition the Commission for resolution of the dispute between the Parties. Each Party reserves the right to seek judicial review of any Commission ruling concerning this Attachment.

1.7 Frankfort Plant Board will adopt and adhere to the standards contained in the applicable CLEC Work Center Operational Understanding Agreement regarding maintenance and installation of service.

2. Unbundled Loops, Integrated Digital Loop Carriers, Network Interfaces Device, Unbundled Loop Concentration (ULC) System, Sub loops and Dark Fiber

All of the negotiated rates, terms and conditions set forth in this Section pertain to the provision of unbundled loops.

2.1 Unbundled Loops

2.1.1 Definition

The loop is the physical medium or functional path on which a subscriber’s traffic is carried from the Main Distribution Frame (“MDF”) or similar terminating device in a central office up to the termination at the Network Interface Device (“NID”) at the customer’s premise. Each loop will be provisioned with a NID.

2.1.2 The provisioning of service to a CLEC will require cross-office cabling and cross-connections within the central office to connect the loop to a local switch or to other transmission equipment in collocation space. These cross-connects are a separate element and are not considered a part of the loop.

- 2.1.3 BellSouth Order Coordination referenced in Attachment 2 includes two types: "Order Coordination" and "Order Coordination - Time Specific."
- 2.1.3.1 Order Coordination (OC) refers to standard BellSouth service order coordination involving SL2 voice loops and all digital loops. Order coordination for physical conversions will be scheduled at BellSouth's discretion during normal working hours on the committed due date and Frankfort Plant Board advised.
- 2.1.3.2 Order Coordination – Time Specific (OC-TS) refers to service order coordination in which Frankfort Plant Board requests a specific time for a service order conversion to take place. Loops on a single service order of 14 or more loops will be provisioned on a project basis. This is a chargeable option for any coordinated order and is billed in addition to the OC charge. Frankfort Plant Board may specify a time between 9:00 a.m. and 4:00 p.m. (location time) Monday through Friday (excluding holidays). If Frankfort Plant Board specifies a time outside this window, or selects a time or quantity of loops that requires BellSouth technicians to work outside normal work hours, overtime charges will apply in addition to the OC and OC-TS charges. Overtime charges will be applied according to actual costs based on type of force group required to perform the work, overtime hours worked and any special circumstances.
- 2.1.4 Where facilities are available, BellSouth will install loops within a 5 -7 business days interval. For orders of 14 or more loops, the installation will be handled on a project basis and the intervals will be set by the BellSouth project manager for that order. Some loops require a Service Inquiry (SI) to determine if facilities are available prior to issuing the order. The interval for the SI process is separate from the installation interval. For expedite requests by Frankfort Plant Board, expedite charges will apply for intervals less than 5 days. The charges outlined in BellSouth's FCC No. 1, Section 5.1.1, will apply. If Frankfort Plant Board cancels an order for network elements and other services, any costs incurred by BellSouth in conjunction with the provisioning of that order will be recovered in accordance with FCC No. 1, Section 5.4.
- 2.1.5 If Frankfort Plant Board modifies an order after being sent a Firm Order Confirmation (FOC) from BellSouth, any costs incurred by BellSouth to accommodate the modification will be reimbursed by Frankfort Plant Board.
- 2.1.6 BellSouth will offer Unbundled Voice Loops (UVL) in two different service levels - Service Level One (SL1) and Service Level Two (SL2).
- 2.1.6.1 SL1 loops will be non-designed, will not have test points, and will not come with any Order Coordination (OC) or engineering information/circuit

make-up data. Upon issuance of an order in the service order system, SL1 loops will be activated on the due date in the same manner and time frames that BellSouth normally activates POTS-type loops for its customers. If Frankfort Plant Board requests work to be done for SL1s that requires BellSouth technicians to work outside normal work hours, overtime charges will be applied according to actual costs based on type of force group required to perform the work, overtime hours worked and any special circumstances.

- 2.1.6.2 SL2 loops shall have test points, will be designed with a Design Layout Record provided to Frankfort Plant Board, and will be provided with Order Coordination. The OC feature will allow Frankfort Plant Board to coordinate the installation of the loop with the disconnect of an existing customer's service and/or number portability service. In these cases, BellSouth will perform the order conversion with standard order coordination at its discretion during normal work hours.
- 2.1.7 BellSouth will also offer Unbundled Digital Loops (UDL). They will be designed, will be provisioned with test points (where appropriate), and will come standard with Order Coordination and a Design Layout Record (DLR).
- 2.1.8 As a chargeable option on all loops except UVL-SL1 and UCL, BellSouth will offer Order Coordination - Time Specific (OC-TS). This will allow Frankfort Plant Board the ability to specify the time that the coordinated conversion takes place. The OC-TS charge for orders due on the same day at the same location will be applied on a per Local Service Request (LSR) basis.
- 2.1.9 Frankfort Plant Board will be responsible for testing and isolating troubles on the loops. Once Frankfort Plant Board has isolated a trouble to the BellSouth provided loop, Frankfort Plant Board will issue a trouble to BellSouth on the loop. BellSouth will take the actions necessary to repair the loop if a trouble actually exists. BellSouth will repair these loops in the same time frames that BellSouth repairs similarly situated loops to its customers.
 - 2.1.9.1 If Frankfort Plant Board reports a trouble on SL1 loops and no trouble actually exists, BellSouth will charge Frankfort Plant Board for any dispatching and testing (both inside and outside the CO) required by BellSouth in order to confirm the loop's working status.
 - 2.1.9.2 If Frankfort Plant Board reports a trouble on SL2 loops and no trouble actually exists, BellSouth will charge Frankfort Plant Board for any dispatching and testing, (outside the CO) required by BellSouth in order to confirm the loop's working status.

- 2.1.10 In addition to the UVLs and UDLs, BellSouth shall make available an Unbundled Copper Loop (UCL). The UCL will be a copper twisted pair loop up to eighteen (18) kilofeet in length that is unencumbered by any intervening equipment (e.g., filters, load coils, range extenders, digital loop carrier, or repeaters). The UCL may contain up to 6,000 ft of bridge tap in addition to the loop itself.
- 2.1.10.1 The UCL loop will be a designed circuit, provisioned with a test point and come standard with a DLR. OC will be offered as a chargeable option on all UCL loops. OC-TS will not be offered on UCLs.
- 2.1.10.2 The UCL is a dry cooper loop and is not intended to support any particular telecommunications service. Frankfort Plant Board may use the UCL loop for a variety of services, including xDSL (e.g., ADSL and HDSL) services, by attaching appropriate terminal equipment of Frankfort Plant Board's choosing. Frankfort Plant Board will determine the type of service that will be provided over the loop.
- 2.1.10.3 Because the UCL shall be an unbundled loop offering that is separate and distinct from BellSouth's ADSL and HDSL capable loop offerings, Frankfort Plant Board agrees that BellSouth's UCL will not be held to the service level and performance expectations that apply to its ADSL and HDSL unbundled loop offerings. BellSouth shall only be obligated to maintain copper continuity and provide balance relative to tip and ring on UCLs.
- 2.1.10.4 The UCL loop shall be provided to Frankfort Plant Board in accordance with BellSouth's Technical Reference 73600.
- 2.1.11 Technical Requirements
- 2.1.11.1 To the extent available within BellSouth's Network at a particular location, BellSouth will offer loops capable of supporting telecommunications services such as: POTS, Centrex, basic rate ISDN, analog PBX, voice grade private line, ADSL, HDSL, DS1 and digital data (up to 64 kb/s).
- 2.1.11.1.1 Additional services may include digital PBXs, primary rate ISDN, and Nx64 kb/s. If a requested loop type not available, then Frankfort Plant Board can use the Special Construction process to request that BellSouth place facilities or otherwise modify facilities in order to meet the CLEC's request.
- 2.1.11.2 Frankfort Plant Board will be responsible for providing BellSouth with a Service Profile Identifier (SPID) associated with a particular ISDN-capable loop and end user. With the SPID, BellSouth will be able to adequately test the circuit and ensure that it properly supports ISDN service.

- 2.1.11.3 The loop will support the transmission, signaling, performance and interface requirements of the services described in 2.1.11.1 above. It is recognized that the requirements of different services are different, and that a number of types or grades of loops are required to support these services. Services provided over the loop by Frankfort Plant Board will be consistent with industry standards and BellSouth's TR73600.
- 2.1.11.4 Frankfort Plant Board may utilize the unbundled loops to provide any telecommunication service it wishes. However, BellSouth will only provision, maintain and repair the loops to the standards that are consistent with the type of loop ordered. For example, if Frankfort Plant Board orders an ISDN-capable loop but wants to use the loop for a service other than ISDN, BellSouth will only support that the loop is capable of providing ISDN service. For non-service specific loops (e.g. UCL, loops modified by Frankfort Plant Board using the Special Construction process), BellSouth will only support that the loop has copper continuity and balanced tip-and-ring.
- 2.1.11.5 In some instances, Frankfort Plant Board will require access to a copper twisted pair loop unfettered by any intervening equipment (e.g., filters, load coils, range extenders, etc.), so that Frankfort Plant Board can use the loop for a variety of services by attaching appropriate terminal equipment at the ends. Frankfort Plant Board will determine the type of service that will be provided over the loop. In some cases, Frankfort Plant Board may be required to pay additional charges for the removal of certain types of equipment. BellSouth's Special Construction process will be used to determine the costs and feasibility of these activities.
- 2.1.11.5.1 In cases in which Frankfort Plant Board has requested that BellSouth remove equipment from the BellSouth loop, BellSouth will no longer be expected to maintain and repair the loop to the standards specified for that loop type in the TR73600 and other standards referenced in this Agreement. BellSouth will only support that these loops provide electrical continuity and balance relative to tip-and-ring.
- 2.1.11.5.2 Frankfort Plant Board, in performance of its obligations pursuant to the preceding Section, shall maintain records that will reflect that pursuant to Frankfort Plant Board's request BellSouth has removed certain equipment from BellSouth provided loops and as such the loop may not perform within the technical specifications associated with that loop type. Frankfort Plant Board will not report to BellSouth troubles on said loops where the loops are not performing within the technical specifications of that loop type.
- 2.1.11.5.3 In addition, Frankfort Plant Board recognizes there may be instances where a loop modified in this manner may be subjected to normal network

configuration changes that may cause the circuit characteristics to be changed and may create an outage of the service that Frankfort Plant Board has placed on the loop. If this occurs, BellSouth will work cooperatively with Frankfort Plant Board to restore the circuit to its previous modified status as quickly as possible. Frankfort Plant Board will pay the Time and Materials costs associated with BellSouth's work efforts needed to bring the loop back to its previous modified status.

- 2.1.12 The loop shall be provided to Frankfort Plant Board in accordance with the following Technical References:
 - 2.1.12.1 BellSouth's TR73600, Unbundled Local Loop Technical Specification
 - 2.1.12.2 Telcordia (formerly BellCore) TR-NWT-000057, Functional Criteria for Digital Loop Carrier Systems, Issue 2, January 1993.
 - 2.1.12.3 Telcordia (formerly BellCore) TR-NWT-000393, Generic Requirements for ISDN Basic Access Digital Subscriber Lines.
 - 2.1.12.4 ANSI T1.102 - 1993, American National Standard for Telecommunications - Digital Hierarchy - Electrical Interfaces.
 - 2.1.12.5 ANSI T1.403 - 1989, American National Standard for Telecommunications - Carrier to Customer Installation, DS1 Metallic Interface Specification.

2.2 Integrated Digital Loop Carriers

- 2.2.1 Where BellSouth uses Integrated Digital Loop Carrier (IDLC) systems to provide the local loop and BellSouth has a suitable alternate facility available, BellSouth will make arrangements to permit Frankfort Plant Board to order a contiguous local loop. To the extent it is technically feasible, these arrangements will provide Frankfort Plant Board with the capability to serve end users at a level that is at parity with the level of service BellSouth provides its customers. If no alternate facility is available, BellSouth will utilize its Special Construction (SC) process to determine the additional costs required to provision the loop facilities. Frankfort Plant Board will then have the option of paying the one-time SC rates to place the loop facilities or Frankfort Plant Board may chose some other method of providing service to the end-user (e.g., Resale, private facilities, etc.).

2.3 Network Interface Device

- 2.3.1 Definition

The Network Interface Device (NID) is a single-line termination device or that portion of a multiple-line termination device required to terminate a single line or circuit at the end user customer's premises. The fundamental function of the NID is to establish the official network demarcation point between a carrier and its end user. The NID features two independent chambers or divisions which separate the service provider's network from the end user's inside wiring. Each chamber or division contains the appropriate connection points or posts to which the service provider, and the end-user customer each make their connections. The NID provides a protective ground connection, and is capable of terminating cables such as twisted pair cable.

2.3.2 Technical Requirements

- 2.3.2.1 The Network Interface Device shall provide a clean, accessible point of connection for the inside wiring and for the Distribution Media and shall maintain a connection to ground that meets the requirements set forth below.
- 2.3.2.2 The NID shall be capable of transferring electrical analog or digital signals between the end user's inside wiring and the Distribution Media.
- 2.3.2.3 All NID posts or connecting points shall be in place, secure, usable and free of any rust or corrosion. The protective ground connection shall exist and be properly installed. The ground wire will also be free of rust or corrosion and have continuity relative to ground.
- 2.3.2.4 The NID shall be capable of withstanding all normal local environmental variations.
- 2.3.2.5 Where feasible, the NID shall be physically accessible to Frankfort Plant Board designated personnel. In cases where entrance to the end user's premises is required to give access to the NID, Frankfort Plant Board shall obtain entrance permission directly from the end user.
- 2.3.2.6 BellSouth shall offer the NID as a stand-alone component. Additionally, Frankfort Plant Board may connect its loop to any spare capacity on the BellSouth NID. Where necessary to comply with an effective Commission order, BellSouth will allow Frankfort Plant Board to disconnect the BellSouth loop from the BellSouth NID in order to connect Frankfort Plant Board's loop to the BellSouth NID. In these cases, Frankfort Plant Board accepts all liability associated with this process and it is Frankfort Plant Board's responsibility to make sure the disconnected BellSouth loop is properly grounded.

2.3.3 Interface Requirements

2.3.3.1 The NID shall be equal to or better than all of the requirements for NIDs set forth in the following technical references:

2.3.3.1.1 Telcordia (formerly BellCore) Technical Advisory TA-TSY-000120 "Customer Premises or Network Ground Wire";

2.3.3.1.2 Telcordia (formerly BellCore) Generic Requirement GR-49-CORE "Generic Requirements for Outdoor Telephone Network Interface Devices";

2.3.3.1.3 Telcordia (formerly BellCore) Technical Requirement TR-NWT-00239 "Indoor Telephone Network Interfaces";

2.3.3.1.4 Telcordia (formerly BellCore) Technical Requirement TR-NWT-000937 "Generic Requirements for Outdoor and Indoor Building Entrance"

2.4 Unbundled Loop Concentration (ULC) System

2.4.1 BellSouth will provide to Frankfort Plant Board Unbundled Loop Concentration (ULC). Loop concentration systems in the central office concentrate the signals transmitted over local loops onto a digital loop carrier system. The concentration device is placed inside a BellSouth central office. BellSouth will offer ULC with a TR008 interface or a TR303 interface.

2.4.2 ULC will be offered in two sizes. System A will allow up to 96 BellSouth loops to be concentrated onto multiple DS1s. The high speed connection from the concentrator will be at the electrical DS1 level and may connect to Frankfort Plant Board at Frankfort Plant Board's collocation site. System B will allow up to 192 BellSouth loops to be concentrated onto multiple DS1s. System A may be upgraded to a System B. A minimum of two DS1s is required for each system (i.e., System A requires two DS1s and System B would require an additional two DS1s or four in total). All DS1 interfaces will terminate to Frankfort Plant Board's collocation space. ULC service is offered with or without concentration and with or without protection. A Line Interface element will be required for each loop that is terminated onto the ULC system. Rates for ULC are as set forth in this Attachment.

2.5 Sub-loop Elements

Where facilities permit and where necessary to comply with an effective Commission order, BellSouth shall offer access to its voice grade Unbundled Sub-Loop (USL), Unbundled Sub-Loop Concentration (USLC) System and Unbundled Network Terminating Wire (UNTW) elements.

2.5.1 Unbundled Sub-Loop (USL)

2.5.1.1 Definition

The voice grade Unbundled Sub-Loop provides connectivity between the NID component of the sub-loop and the terminal block on the customer-side of a Feeder Distribution Interface (FDI). This termination and cross-connect field may be in the form of an outside plant distribution closure or remote terminal. Riser cable that extends from BellSouth's point-of-entry into a building (e.g., equipment closet, terminal room, etc.) to the NID on a particular floor or office space in a multi-tenant building is also classified as a USL. Unbundled Sub-Loops will be provisioned as voice grade 2-wire or 4-wire circuits and will include a NID.

2.5.1.2 The Unbundled Sub-Loop will consist of a copper twisted pair. In areas with fiber distribution, Unbundled Sub-Loops cannot be provided.

2.5.1.3 Requirements for All Unbundled Sub-Loops

2.5.1.3.1 Voice grade Unbundled Sub-Loops were originally built as part of the entire voice grade loop from the BellSouth central office to the customer network interface. Therefore, the voice grade Unbundled Sub-Loop may have load coils which are necessary for transmission of voice grade services. The voice grade Unbundled Sub-Loops will be provided in accordance with technical reference TR73600.

2.5.1.3.2 Unbundled Sub-Loop shall support functions associated with provisioning, maintenance and testing of the Unbundled Sub-Loop. In a scenario that involves connection at a BellSouth cross-box located in the field, Frankfort Plant Board would be required to deliver a cable to the BellSouth remote terminal or cross-box to provide continuity to Frankfort Plant Board's feeder facilities. This cable would be connected, by a BellSouth technician, to a cross-connect panel within the BellSouth RT/cross-box. Frankfort Plant Board's cable pairs can then be connected to BellSouth's USL within the BellSouth cross-box by the BellSouth technician. In a scenario that requires connection in a building equipment room, BellSouth will install a cross connect panel on which access to the requested sub-loops will be connected. The CLEC's cable pairs can then be connected to the Unbundled Sub-Loop pairs on this cross-connect panel by the BellSouth technician.

2.5.1.3.3 BellSouth will provide Unbundled Sub-Loops where possible. Through the firm order Service Inquiry (SI) process, BellSouth will determine if it is feasible to place the required facilities where Frankfort Plant Board has requested access to Unbundled Sub-Loops. If existing capacity is sufficient to meet the CLEC demand, then BellSouth will perform the set-up work as described in section 2.5.1.3.4. If any work must be done to

modify existing BellSouth facilities or add new facilities (other than adding the cross-connect panel in a building equipment room as noted in 2.5.1.3.4) to accommodate Frankfort Plant Board's request for Unbundled Sub-Loops, BellSouth will use its Special Construction (SC) process to determine the additional costs required to provision the Unbundled Sub-Loops. Frankfort Plant Board will then have the option of paying the one-time SC charge to modify the facilities to meet Frankfort Plant Board's request.

2.5.1.3.4 During the initial set-up in a BellSouth cross-connect box in the field, the BellSouth technician will perform the necessary work to splice the CLEC's cable into the cross-connect box. For the set-up inside a building equipment room, BellSouth will perform the necessary work to install the cross-connect panel that will be used to provide access to the requested USLs. Once the set-up is complete, the CLEC requested sub-loop pairs would be provisioned through the service order process based on the submission of a LSR to the LCSC.

2.5.1.4 Interface Requirements

2.5.1.4.1 Unbundled Sub-Loop shall be equal to or better than each of the applicable interface requirements set forth in the following technical reference:

2.5.1.4.1.1 Telcordia (formerly BellCore) TR-NWT-000049, "Generic Requirements for Outdoor Telephone Network Interface Devices," Issued December 1, 1994;

2.5.2 Unbundled Sub-Loop Concentration System (USLC)

2.5.2.1 Where facilities permit and where necessary to comply with an effective Commission order, BellSouth will provide to Frankfort Plant Board with the ability to concentrate its sub-loops onto multiple DS1s back to the BellSouth Central Office. The DS1s will then be terminated into Frankfort Plant Board's collocation space. TR-008 and TR303 interface standards are available.

2.5.2.2 USLC, using the Lucent Series 5 equipment, will be offered in two different systems. System A will allow up to 96 of Frankfort Plant Board's sub-loops to be concentrated onto multiple DS1s. System B will allow an additional 96 of Frankfort Plant Board's sub-loops to be concentrated onto multiple DS1s. One System A may be supplemented with one System B and they both must be physically located in a single Series 5 dual channel bank. A minimum of two DS1s is required for each system (i.e., System A requires two DS1s and System B would require an additional two DS1s or four in total). The DS1 level facility that connects the RT site with the serving wire center is known as a Feeder Interface. All DS1 Feeder Interfaces will terminate to Frankfort Plant Board's collocation space

within the SWC that serves the RT where Frankfort Plant Board's sub-loops are connected. USLC service is offered with or without concentration and with or without a protection DS1.

2.5.2.3 In these scenarios Frankfort Plant Board would be required to place a cross-box, RT, or other similar device and deliver a cable to the BellSouth remote terminal. This cable would be connected, by a BellSouth technician, to a cross-connect panel within the BellSouth RT/cross-box and would allow Frankfort Plant Board's sub-loops to then be placed on the ULSC and transported to their collocation space at a DS1 level.

2.5.3 Unbundled Network Terminating Wire (UNTW)

2.5.3.1 BellSouth agrees to offer its Unbundled Network Terminating Wire (UNTW) to Frankfort Plant Board pursuant to the following terms and conditions at rates as set forth in this Attachment.

2.5.3.2 Definition

UNTW is twisted copper wire that extends from BellSouth's point-of-entry into a multi-dwelling unit (MDU) complex or multi-tenant unit (MTU) complex to the point of demarcation at the end-users location. The UNTW will not include a Network Interface Device (NID).

2.5.3.3 Requirements

2.5.3.3.1 BellSouth will retain the first pair of NTW going into each end user premises. BellSouth will offer spare pairs that are available to an end users premises to Frankfort Plant Board. Available spare pairs are defined as pairs that are not being utilized by BellSouth or by a third party to provide an end user with working service at the time of Frankfort Plant Board's request for UNTW. If no spare pairs are available and the end user is no longer using BellSouth's local service, BellSouth will relinquish the first pair to Frankfort Plant Board. If after BellSouth has relinquished the first pair to Frankfort Plant Board and the end user decides to change local service providers to BellSouth, Frankfort Plant Board will relinquish the first pair back to BellSouth.

2.5.3.3.2 Notwithstanding the foregoing, should BellSouth subsequently require the use of additional pair(s) to provide for the activation of additional lines in an end users premises in response to a request from such end user, Frankfort Plant Board agrees to surrender their spare pair(s) upon request by BellSouth.

2.5.3.3.3 If an end user of Frankfort Plant Board desires to receive local exchange service from a service provider who is not a Party to this Agreement, and

such third party service provider needs access to the BellSouth UNTW to provide local exchange service to the end user, then Frankfort Plant Board agrees to surrender the requisite number of its inactive spare pair(s) if no other spare pair is available and upon request by BellSouth.

2.5.3.3.4 If Frankfort Plant Board has placed NTW at a location and an end user desires to receive local exchange service from BellSouth and BellSouth needs access to Frankfort Plant Board's NTW to provide local exchange service to the end user, then Frankfort Plant Board agrees to surrender the requisite number of its spare pair(s) upon request by BellSouth.

2.5.3.3.5 In new construction, where possible, both Parties may at their option and with the property owner's agreement install their own NTW. In existing construction, BellSouth shall not be required to install new or additional NTW beyond existing NTW to provision the services of Frankfort Plant Board.

2.5.3.4 Technical Requirements

2.5.3.4.1 In these scenarios, BellSouth will connect the requested UNTW pairs to a cross-connect panel designed for CLEC access to BellSouth's NTW. Frankfort Plant Board will be required to place a cross-box, terminal, or other similar device and deliver a cable to this cross-connect panel. Frankfort Plant Board will then connect their cable to the cross-connect panel to access the requested UNTW pairs.

2.6 **Dark Fiber**

2.6.1 BellSouth agrees to offer access to Dark Fiber pursuant to the terms and conditions following and at the rates set forth in this Attachment. In Kentucky, if BellSouth has plans to use the fiber in a three year planning period, there is no requirement to provide it. The Parties agree that Dark Fiber will be used in the provisioning of local service.

2.6.2 Dark Fiber is unused strands of optical fiber. It may be strands of optical fiber existing in aerial or underground structure. No line terminating elements terminated to such strands to operationalize its transmission capabilities will be available. No regeneration or optical amplification will be included with this element.

2.6.3 Requirements

2.6.3.1 BellSouth shall make available Dark Fiber where it exists in BellSouth's network and where, as a result of future building or deployment, it becomes available. BellSouth shall offer all Dark Fiber to Frankfort Plant Board pursuant to the prices set forth in this Attachment.

- 2.6.3.2 Frankfort Plant Board may test the quality of the Dark Fiber to confirm its usability and performance specifications.
- 2.6.3.3 BellSouth shall use its best efforts to provide to Frankfort Plant Board information regarding the location, availability and performance of Dark Fiber within ten (10) business days for a records based answer and twenty (20) business days for a field based answer, after receiving a request from Frankfort Plant Board ("Request"). Within such time period, BellSouth shall send written confirmation of availability of the Dark Fiber ("Confirmation").
- 2.6.3.4 BellSouth shall use its best efforts to make Dark Fiber available to Frankfort Plant Board within thirty (30) business days after it receives written confirmation from Frankfort Plant Board that the Dark Fiber previously deemed available by BellSouth is wanted for use by Frankfort Plant Board. This includes identification of appropriate connection points (e.g., Light Guide Interconnection (LGX) or splice points) to enable Frankfort Plant Board to connect or splice Frankfort Plant Board provided transmission media (e.g., optical fiber) or equipment to the Dark Fiber.

2.7 Rates

The prices that Frankfort Plant Board shall pay to BellSouth for Network Elements and Other Services are set forth in Exhibit C to this Attachment.

2.8 Operational Support Systems (OSS)

BellSouth has developed and made available the following mechanized systems by which Frankfort Plant Board may submit LSRs electronically.

- LENS Local Exchange Navigation System
- EDI Electronic Data Interface
- EDI-PC Electronic Data Interface – Personal Computer
- TAG Telecommunications Access Gateway

LSRs submitted by means of one of these interactive interfaces will incur an OSS electronic ordering charge as specified in the table below. An individual LSR will be identified for billing purposes by its Purchase Order Number (PON). LSRs submitted by means other than one of these interactive interfaces (mail, fax, courier, etc.) will incur a manual order charge as specified in the table below:

OPERATIONAL SUPPORT SYSTEMS		KY
OSS LSR charge, per LSR received from the CLEC by one of the OSS interactive interfaces		\$3.50 SOMEK

Incremental charge per LSR received from the CLEC by means other than one of the OSS interactive interfaces	\$19.99 SOMAN
---	------------------

Note: In addition to the OSS charges, applicable discounted service order and related discounted charges apply per the tariff.

2.8.1 Denial/Restoral OSS Charge

In the event Frankfort Plant Board provides a list of customers to be denied and restored, rather than an LSR, each location on the list will require a separate PON and, therefore will be billed as one LSR per location.

2.8.2 Cancellation OSS Charge

Frankfort Plant Board will incur an OSS charge for an accepted LSR that is later canceled by Frankfort Plant Board.

Note: Supplements or clarifications to a previously billed LSR will not incur another OSS charge.

2.8.3 Threshold Billing Plan

The Parties agree that Frankfort Plant Board will incur the electronic rate for all LSRs, both electronic and manual, if the percentage of electronic LSRs to total LSRs **meets or** exceeds the threshold percentages shown below:

Year	Ratio: Electronic/Total LSRs
2000	80%
2001	90%

The threshold plan will be discontinued in 2002.

BellSouth will track the total LSR volume for each CLEC for each quarter. At the end of that time period, a Percent Electronic LSR calculation will be made for that quarter based on the LSR data tracked in the LCSC. If this percentage exceeds the threshold volume, all of that CLECs' future manual LSRs will be billed at the mechanized LSR rate. To allow time for obtaining and analyzing the data and updating the billing system, this billing change will take place on the first day of the second month following the end of the quarter (e.g. May 1 for 1Q, Aug 1 for 2Q, etc.). There will be no adjustments to the amount billed for previously billed LSRs.

3. Switching

All of the negotiated rates, terms and conditions set forth in this Section pertain to the provision of local and tandem switching.

3.1 Local Switching

3.1.1 Definition

Local Switching is the Network Element that provides the functionality required to connect the appropriate originating lines or trunks wired to the Main Distributing Frame (MDF) or Digital Cross Connect (DSX) panel to a desired terminating line or trunk. Such functionality shall include access to all of the features, functions, and capabilities that the underlying BellSouth switch that is providing such Local Switching function is then capable of providing, including but not limited to: line signaling and signaling software, digit reception, dialed number translations, call screening, routing, recording, call supervision, dial tone, switching, telephone number provisioning, announcements, calling features and capabilities (including call processing), CENTREX, Automatic Call Distributor (ACD), Carrier pre-subscription (e.g. long distance carrier, intraLATA toll), Carrier Identification Code (CIC) portability capabilities, testing and other operational features inherent to the switch and switch software. It also provides access to transport, signaling (ISDN User Part (ISUP)) and Transaction Capabilities Application Part (TCAP), and platforms such as adjuncts, Public Safety Systems (911), operator services, Directory Assistance Services and Advanced Intelligent Network (AIN). Remote Switching Module functionality is included in the Local Switching function. The switching capabilities used will be based on the line side features they support. Local Switching will also be capable of routing local, intraLATA, interLATA, and calls to international customer's preferred carrier; call features (e.g., call forwarding) and CENTREX capabilities. Where required to do so in order to comply with an effective Commission order, Local Switching, including the ability to route to Frankfort Plant Board's transport facilities, dedicated facilities and systems, shall be unbundled from all other Network Elements and other services, i.e., Operator Systems, Common (Shared) Transport, and Dedicated Transport. BellSouth and Frankfort Plant Board shall continue to work with the appropriate industry groups to develop a long-term solution for selective routing.

3.1.1.1 A featureless port is one that has a line port, switching functionality, and an interoffice port. A featured port is a port that includes all features then capable or a number of then capable features specifically requested by Frankfort Plant Board. Any features that are not currently then capable but are technically feasible through the switch can be requested through the BFR process.

3.1.1.2 Where required to do so in order to comply with an effective Commission order, BellSouth will provide to Frankfort Plant Board purchasing local BellSouth switching and reselling BellSouth local exchange service under Attachment 1, selective routing of calls to a requested directory assistance

services platform or operator services platform. Frankfort Plant Board customers may use the same dialing arrangements as BellSouth customers, but obtain a Frankfort Plant Board branded service.

3.1.2 Technical Requirements

3.1.2.1 The requirements set forth in this Section apply to Local Switching, but not to the Data Switching function of Local Switching.

3.1.2.2 Local Switching shall be equal to or better than the requirements for Local Switching set forth in Telcordia (formerly BellCore)'s Local Switching Systems General Requirements (FR-NWT-000064).

3.1.2.3 When applicable, BellSouth shall route calls to the appropriate trunk or lines for call origination or termination.

3.1.2.4 Subject to this section, BellSouth shall route calls on a per line or per screening class basis to (1) BellSouth platforms providing Network Elements or additional requirements (2) Operator Services platforms, (3) Directory Assistance platforms, and (4) Repair Centers. Any other routing requests by Frankfort Plant Board will be made pursuant to the Bona Fide Request/ New Business Request Process as set forth in General Terms and Conditions.

3.1.2.5 BellSouth shall provide unbranded recorded announcements and call progress tones to alert callers of call progress and disposition.

3.1.2.6 BellSouth shall activate service for a Frankfort Plant Board customer or network interconnection on any of the Local Switching interfaces. This includes provisioning changes to change a customer from BellSouth's services to Frankfort Plant Board's services without loss of switch feature functionality as defined in this Agreement.

3.1.2.7 BellSouth shall perform routine testing (e.g., Mechanized Loop Tests (MLT) and test calls such as 105, 107 and 108 type calls) and fault isolation on a mutually agreed upon schedule.

3.1.2.8 BellSouth shall repair and restore any equipment or any other maintainable component that may adversely impact Local Switching.

3.1.2.9 BellSouth shall control congestion points such as those caused by radio station call-ins, and network routing abnormalities. All traffic shall be restricted in a non-discriminatory manner.

3.1.2.10 BellSouth shall perform manual call trace and permit customer originated call trace.

3.1.2.11 Special Services provided by BellSouth will include the following:

- 3.1.2.11.1 Telephone Service Prioritization;
- 3.1.2.11.2 Related services for handicapped;
- 3.1.2.11.3 Soft dial tone where required by law; and
- 3.1.2.11.4 Any other service required by law.
- 3.1.2.12 BellSouth shall provide Switching Service Point (SSP) capabilities and signaling software to interconnect the signaling links destined to the Signaling Transfer Point Switch (STP). These capabilities shall adhere to Telcordia (formerly BellCore) specifications - TCAP (GR-1432-CORE), ISUP (GR-905-CORE), Call Management (GR-1429-CORE), Switched Fractional DS1 (GR-1357-CORE), Toll Free Service (GR-1428-CORE), Calling Name (GR-1597-CORE), Line Information Database (GR-954-CORE), and Advanced Intelligent Network (GR-2863-CORE).
- 3.1.2.13 BellSouth shall provide interfaces to adjuncts through Telcordia (formerly BellCore) standard interfaces. These adjuncts can include, but are not limited to, the Service Circuit Node and Automatic Call Distributors.
- 3.1.2.14 BellSouth shall provide performance data regarding a customer line, traffic characteristics or other measurable elements to Frankfort Plant Board, upon a reasonable request from Frankfort Plant Board. Frankfort Plant Board will pay BellSouth for all costs incurred to provide such performance data through the Business Opportunity Request process.
- 3.1.2.15 BellSouth shall offer Local Switching that provides feature offerings at parity to those provided by BellSouth to itself or any other Party. Such feature offerings shall include but are not limited to:
 - 3.1.2.15.1 Basic and primary rate ISDN;
 - 3.1.2.15.2 Residential features;
 - 3.1.2.15.3 Customer Local Area Signaling Services (CLASS/LASS);
 - 3.1.2.15.4 CENTREX (including equivalent administrative capabilities, such as customer accessible reconfiguration and detailed message recording); and
 - 3.1.2.15.5 Advanced intelligent network triggers supporting Frankfort Plant Board and BellSouth service applications.
- 3.1.3 BellSouth shall offer to Frankfort Plant Board all AIN triggers in connection with its SMS/SCE offering which are supported by BellSouth for offering AIN-based services. Triggers that are currently available are:
 - 3.1.3.1 Off-Hook Immediate

- 3.1.3.2 Off-Hook Delay
- 3.1.3.3 Termination Attempt
- 3.1.3.4 6/10 Public Office Dialing Plan
- 3.1.3.5 Feature Code Dialing
- 3.1.3.6 Customer Dialing Plan
- 3.1.4 When the following triggers are supported by BellSouth, BellSouth will make these triggers available to Frankfort Plant Board:
 - 3.1.4.1 Private EAMF Trunk
 - 3.1.4.2 Shared Interoffice Trunk (EAMF, SS7)
 - 3.1.4.3 N11
 - 3.1.4.4 Automatic Route Selection
- 3.1.5 Where capacity exists, BellSouth shall assign each Frankfort Plant Board customer line the class of service designated by Frankfort Plant Board (e.g., using line class codes or other switch specific provisioning methods), and shall route directory assistance calls from Frankfort Plant Board customers to Frankfort Plant Board directory assistance operators at Frankfort Plant Board's option.
- 3.1.6 Where capacity exists, BellSouth shall assign each Frankfort Plant Board customer line the class of services designated by Frankfort Plant Board (e.g., using line class codes or other switch specific provisioning methods) and shall route operator calls from Frankfort Plant Board customers to Frankfort Plant Board operators at Frankfort Plant Board's option. For example, BellSouth may translate 0- and 0+ intraLATA traffic, and route the call through appropriate trunks to a Frankfort Plant Board Operator Services Position System (OSPS). Calls from Local Switching must pass the ANI-II digits unchanged.
- 3.1.7 Local Switching shall be offered in accordance with the requirements of the following technical references:
 - 3.1.7.1 Telcordia (formerly BellCore) GR-1298-CORE, AIN Switching System Generic Requirements, as implemented in BellSouth's switching equipment;
 - 3.1.7.2 Telcordia (formerly BellCore) GR-1299-CORE, AIN Switch-Service Control Point (SCP)/Adjunct Interface Generic Requirements;

3.1.7.3 Telcordia (formerly BellCore) TR-NWT-001284, AIN 0.1 Switching System Generic Requirements;

3.1.7.4 Telcordia (formerly BellCore) SR-NWT-002247, AIN Release 1 Update.

3.1.8 Interface Requirements

3.1.8.1 BellSouth shall provide the following interfaces to loops:

3.1.8.1.1 Standard Tip/Ring interface including loopstart or groundstart, on-hook signaling (e.g., for calling number, calling name and message waiting lamp);

3.1.8.1.2 Coin phone signaling;

3.1.8.1.3 Basic Rate Interface ISDN adhering to appropriate Telcordia (formerly BellCore) Technical Requirements;

3.1.8.1.4 Two-wire analog interface to PBX;

3.1.8.1.5 Four-wire analog interface to PBX;

3.1.8.1.6 Four-wire DS1 interface to PBX or customer provided equipment (e.g. computers and voice response systems);

3.1.8.1.7 Primary Rate ISDN to PBX adhering to ANSI standards Q.931, Q.932 and appropriate Telcordia (formerly BellCore) Technical Requirements;

3.1.8.1.8 Switched Fractional DS1 with capabilities to configure Nx64 channels (where N = 1 to 24); and

3.1.8.1.9 Loops adhering to Telcordia (formerly BellCore) TR-NWT-08 and TR-NWT-303 specifications to interconnect Digital Loop Carriers.

3.1.8.2 BellSouth shall provide access to the following but not limited to:

3.1.8.2.1 SS7 Signaling Network or Multi-Frequency trunking if requested by Frankfort Plant Board;

3.1.8.2.2 Interface to Frankfort Plant Board operator services systems or Operator Services through appropriate trunk interconnections for the system; and

3.1.8.2.3 Interface to Frankfort Plant Board Directory Assistance Services through the Frankfort Plant Board switched network or to Directory Assistance Services through the appropriate trunk interconnections for the system; and 950 access or other Frankfort Plant Board required access to interexchange carriers as requested through appropriate trunk interfaces.

3.2 **Tandem Switching**

3.2.1 Definition

Tandem Switching is the function that establishes a communications path between two switching offices through a third switching office (the Tandem switch).

3.2.2 Technical Requirements

3.2.2.1 Tandem Switching shall have the same capabilities or equivalent capabilities as those described in Bell Communications Research TR-TSY-000540 Issue 2R2, Tandem Supplement, 6/1/90. The requirements for Tandem Switching include, but are not limited to the following:

- 3.2.2.1.1 Tandem Switching shall provide signaling to establish a tandem connection;
- 3.2.2.1.2 Tandem Switching will provide screening as jointly agreed to by Frankfort Plant Board and BellSouth;
- 3.2.2.1.3 Tandem Switching shall provide Advanced Intelligent Network triggers supporting AIN features where such routing is not available from the originating end office switch, to the extent such Tandem switch has such capability;
- 3.2.2.1.4 Tandem Switching shall provide access to Toll Free number portability database as designated by Frankfort Plant Board;
- 3.2.2.1.5 Tandem Switching shall provide all trunk interconnections discussed under the "Network Interconnection" section (e.g., SS7, MF, DTMF, DialPulse, PRI-ISDN, DID, and CAMA-ANI (if appropriate for 911));
- 3.2.2.1.6 Tandem Switching shall provide connectivity to PSAPs where 911 solutions are deployed and the tandem is used for 911; and
- 3.2.2.1.7 Where appropriate, Tandem Switching shall provide connectivity to transit traffic to and from other carriers.
- 3.2.2.1.8 Tandem Switching shall accept connections (including the necessary signaling and trunking interconnections) between end offices, other tandems, IXCs, ICOs, CAPs and CLEC switches.
- 3.2.2.1.9 Tandem Switching shall provide local tandeming functionality between two end offices including two offices belonging to different CLECs (e.g., between a CLEC end office and the end office of another CLEC).
- 3.2.2.1.10 Tandem Switching shall preserve CLASS/LASS features and Caller ID as traffic is processed.

- 3.2.2.1.11 Tandem Switching shall record billable events and send them to the area billing centers designated by Frankfort Plant Board. Tandem Switching will provide recording of all billable events as jointly agreed to by Frankfort Plant Board and BellSouth.
- 3.2.2.1.12 Upon a reasonable request from Frankfort Plant Board, BellSouth shall perform routine testing and fault isolation on the underlying switch that is providing Tandem Switching and all its interconnections. The results and reports of the testing shall be made immediately available to Frankfort Plant Board.
- 3.2.2.1.13 BellSouth shall maintain Frankfort Plant Board's trunks and interconnections associated with Tandem Switching at least at parity to its own trunks and interconnections.
- 3.2.2.1.14 BellSouth shall control congestion points and network abnormalities. All traffic will be restricted in a non-discriminatory manner.
- 3.2.2.1.15 Selective Call Routing through the use of line class codes is not available through the use of tandem switching. Selective Call Routing through the use of line class codes is an end office capability only. Detailed primary and overflow routing plans for all interfaces available within BellSouth's switching network shall be mutually agreed to by Frankfort Plant Board and BellSouth.
- 3.2.2.1.16 Tandem Switching shall process originating toll-free traffic received from Frankfort Plant Board's local switch.
- 3.2.2.1.17 In support of AIN triggers and features, Tandem Switching shall provide SSP capabilities when these capabilities are not available from the Local Switching Network Element, to the extent such Tandem Switch has such capability.
- 3.2.2.2 Interface Requirements
 - 3.2.2.2.1 Tandem Switching shall provide interconnection to the E911 PSAP where the underlying Tandem is acting as the E911 Tandem.
 - 3.2.2.2.2 Tandem Switching shall interconnect, with direct trunks, to all carriers with which BellSouth interconnects.
 - 3.2.2.2.3 BellSouth shall provide all signaling necessary to provide Tandem Switching with no loss of feature functionality.
 - 3.2.2.2.4 Tandem Switching shall interconnect with Frankfort Plant Board's switch, using two-way trunks, for traffic that is transiting via BellSouth's network to interLATA or intraLATA carriers. At Frankfort Plant Board's request, Tandem Switching shall record and keep records of traffic for billing.

- 3.2.2.2.5 Tandem Switching shall provide an alternate final routing pattern for Frankfort Plant Board's traffic overflowing from direct end office high usage trunk groups.
- 3.2.2.3 Tandem Switching shall meet or exceed (i.e., be more favorable to Frankfort Plant Board) each of the requirements for Tandem Switching set forth in the following technical references:
 - 3.2.2.3.1 Bell Communications Research TR-TSY-000540 Issue 2R2, Tandem Supplement, 6/1/90;
 - 3.2.2.3.2 GR-905-CORE covering CCSNIS;
 - 3.2.2.3.3 GR-1429-CORE for call management features; and
 - 3.2.2.3.4 GR-2863-CORE and Telcordia (formerly BellCore) GR-2902-CORE covering CCS AIN interconnection.

3.3 Rates

The prices that Frankfort Plant Board shall pay to BellSouth for Network Elements and Other Services are set forth in Exhibit C to this Attachment.

3.4 Operational Support Systems (OSS)

BellSouth has developed and made available the following mechanized systems by which Frankfort Plant Board may submit LSRs electronically.

- LENS Local Exchange Navigation System
- EDI Electronic Data Interface
- EDI-PC Electronic Data Interface – Personal Computer
- TAG Telecommunications Access Gateway

LSRs submitted by means of one of these interactive interfaces will incur an OSS electronic ordering charge as specified in the table below. An individual LSR will be identified for billing purposes by its Purchase Order Number (PON). LSRs submitted by means other than one of these interactive interfaces (mail, fax, courier, etc.) will incur a manual order charge as specified in the table below:

OPERATIONAL SUPPORT SYSTEMS		KY
OSS LSR charge, per LSR received from the CLEC by one of the OSS interactive interfaces		\$3.50 SOMEK
Incremental charge per LSR received from the CLEC by means other than one of the OSS interactive interfaces		\$19.99 SOMAN

Note: In addition to the OSS charges, applicable discounted service order and related discounted charges apply per the tariff.

3.4.1 Denial/Restoral OSS Charge

In the event Frankfort Plant Board provides a list of customers to be denied and restored, rather than an LSR, each location on the list will require a separate PON and, therefore will be billed as one LSR per location.

3.4.2 Cancellation OSS Charge

Frankfort Plant Board will incur an OSS charge for an accepted LSR that is later canceled by Frankfort Plant Board.

Note: Supplements or clarifications to a previously billed LSR will not incur another OSS charge.

3.4.3 Threshold Billing Plan

The Parties agree that Frankfort Plant Board will incur the electronic rate for all LSRs, both electronic and manual, if the percentage of electronic LSRs to total LSRs **meets or** exceeds the threshold percentages shown below:

Year	Ratio: Electronic/Total LSRs
2000	80%
2001	90%

The threshold plan will be discontinued in 2002.

BellSouth will track the total LSR volume for each CLEC for each quarter. At the end of that time period, a Percent Electronic LSR calculation will be made for that quarter based on the LSR data tracked in the LCSC. If this percentage exceeds the threshold volume, all of that CLECs' future manual LSRs will be billed at the mechanized LSR rate. To allow time for obtaining and analyzing the data and updating the billing system, this billing change will take place on the first day of the second month following the end of the quarter (e.g. May 1 for 1Q, Aug 1 for 2Q, etc.). There will be no adjustments to the amount billed for previously billed LSRs.

4. Transport and Dark Fiber

All of the negotiated rates, terms and conditions set forth in this Section pertain to the provision of unbundled transport and dark fiber.

4.1 Common (Shared) Transport

4.1.1 Definition of Common (Shared) Transport

Common (Shared) Transport is an interoffice transmission path between two BellSouth end-offices, BellSouth end-office and a local tandem, or between two local tandems. Where BellSouth Network Elements are connected by intra-office wiring, such wiring is provided as a part of the Network Elements and is not Common (Shared) Transport. Common (Shared) Transport consists of BellSouth inter-office transport facilities and is unbundled from local switching.

4.1.2 Technical Requirements of Common (Shared) Transport

4.1.2.1 Common (Shared) Transport provided on DS1 or VT1.5 circuits, shall, at a minimum, meet the performance, availability, jitter, and delay requirements specified for Central Office to Central Office ("CO to CO") connections in the appropriate industry standards.

4.1.2.2 Common (Shared) Transport provided on DS3 circuits, STS-1 circuits, and higher transmission bit rate circuits, shall, at a minimum, meet the performance, availability, jitter, and delay requirements specified for CO to CO connections in the appropriate industry standards.

4.1.2.3 BellSouth shall be responsible for the engineering, provisioning, and maintenance of the underlying equipment and facilities that are used to provide Common (Shared) Transport.

4.1.2.4 At a minimum, Common (Shared) Transport shall meet all of the requirements set forth in the following technical references (as applicable for the transport technology being used):

4.1.2.4.1 ANSI T1.101-1994, American National Standard for Telecommunications - Synchronization Interface Standard Performance and Availability;

4.1.2.4.2 ANSI T1.102-1993, American National Standard for Telecommunications - Digital Hierarchy - Electrical Interfaces;

4.1.2.4.3 ANSI T1.102.01-199x, American National Standard for Telecommunications - Digital Hierarchy - VT1.5;

4.1.2.4.4 ANSI T1.105-1995, American National Standard for Telecommunications - Synchronous Optical Network (SONET) - Basic Description including Multiplex Structure, Rates and Formats;

4.1.2.4.5 ANSI T1.105.01-1995, American National Standard for Telecommunications - Synchronous Optical Network (SONET) - Automatic Protection Switching;

- 4.1.2.4.6 ANSI T1.105.02-1995, American National Standard for Telecommunications - Synchronous Optical Network (SONET) - Payload Mappings;
- 4.1.2.4.7 ANSI T1.105.03-1994, American National Standard for Telecommunications - Synchronous Optical Network (SONET) - Jitter at Network Interfaces;
- 4.1.2.4.8 ANSI T1.105.03a-1995, American National Standard for Telecommunications - Synchronous Optical Network (SONET): Jitter at Network Interfaces - DS1 Supplement;
- 4.1.2.4.9 ANSI T1.105.05-1994, American National Standard for Telecommunications - Synchronous Optical Network (SONET) - Tandem Connection;
- 4.1.2.4.10 ANSI T1.105.06-199x, American National Standard for Telecommunications - Synchronous Optical Network (SONET) - Physical Layer Specifications;
- 4.1.2.4.11 ANSI T1.105.07-199x, American National Standard for Telecommunications - Synchronous Optical Network (SONET) - Sub STS-1 Interface Rates and Formats;
- 4.1.2.4.12 ANSI T1.105.09-199x, American National Standard for Telecommunications - Synchronous Optical Network (SONET) - Network Element Timing and Synchronization;
- 4.1.2.4.13 ANSI T1.106-1988, American National Standard for Telecommunications - Digital Hierarchy - Optical Interface Specifications (Single Mode);
- 4.1.2.4.14 ANSI T1.107-1988, American National Standard for Telecommunications - Digital Hierarchy - Formats Specifications;
- 4.1.2.4.15 ANSI T1.107a-1990 - American National Standard for Telecommunications - Digital Hierarchy - Supplement to Formats Specifications (DS3 Format Applications);
- 4.1.2.4.16 ANSI T1.107b-1991 - American National Standard for Telecommunications - Digital Hierarchy - Supplement to Formats Specifications;
- 4.1.2.4.17 ANSI T1.117-1991, American National Standard for Telecommunications - Digital Hierarchy - Optical Interface Specifications (SONET) (Single Mode - Short Reach);
- 4.1.2.4.18 ANSI T1.403-1989, Carrier to Customer Installation, DS1 Metallic Interface Specification;

- 4.1.2.4.19 ANSI T1.404-1994, Network-to-Customer Installation - DS3 Metallic Interface Specification;
- 4.1.2.4.20 ITU Recommendation G.707, Network node interface for the synchronous digital hierarchy (SDH);
- 4.1.2.4.21 ITU Recommendation G.704, Synchronous frame structures used at 1544, 6312, 2048, 8488 and 44736 kbit/s hierarchical levels;
- 4.1.2.4.22 Telcordia (formerly BellCore) FR-440 and TR-NWT-000499, Transport Systems Generic Requirements (TSGR): Common Requirements;
- 4.1.2.4.23 Telcordia (formerly BellCore) GR-820-CORE, Generic Transmission Surveillance: DS1 & DS3 Performance;
- 4.1.2.4.24 Telcordia (formerly BellCore) GR-253-CORE, Synchronous Optical Network Systems (SONET); Common Generic Criteria;
- 4.1.2.4.25 Telcordia (formerly BellCore) TR-NWT 000507, Transmission, Section 7, Issue 5 (Telcordia (formerly BellCore), December 1993). (A module of LSSGR, FR-NWT-000064.);
- 4.1.2.4.26 Telcordia (formerly BellCore) TR-NWT-000776, Network Interface Description for ISDN Customer Access;
- 4.1.2.4.27 Telcordia (formerly BellCore) TR-INS-000342, High-Capacity Digital Special Access Service-Transmission Parameter Limits and Interface Combinations, Issue 1 February 1991;
- 4.1.2.4.28 Telcordia (formerly BellCore) ST-TEC 000052, Telecommunications Transmission Engineering Textbook, Volume 2: Facilities, Third Edition, Issue I May 1989;
- 4.1.2.4.29 Telcordia (formerly BellCore) ST-TEC-000051, Telecommunications Transmission Engineering Textbook Volume 1: Principles, Third Edition. Issue 1 August 1987.

4.2 Dedicated Transport

4.2.1 Definitions

- 4.2.1.1 Dedicated Transport is defined as BellSouth transmission facilities dedicated to a particular customer or carrier that provide telecommunications between wire centers owned by BellSouth or requesting telecommunications carriers, or between switches owned by BellSouth or requesting telecommunications carriers.

- 4.2.1.2 Unbundled Local Channel
- 4.2.1.2.1 Unbundled Local Channel is the dedicated transmission path between Frankfort Plant Board's Point of Presence and the BellSouth Serving Wire Center's collocation.
- 4.2.1.3 Unbundled Interoffice Channel.
- 4.2.1.3.1 Unbundled Interoffice Channel is the dedicated transmission path that provides telecommunication between BellSouth's Serving Wire Centers' collocations.
- 4.2.2 BellSouth shall offer Dedicated Transport in each of the following ways:
 - 4.2.2.1 As capacity on a shared UNE facility.
 - 4.2.2.2 As a circuit (e.g., DS0, DS1, DS3) dedicated to Frankfort Plant Board. This circuit shall consist of an Unbundled Local Channel or an Unbundled Interoffice Channel or both.
- 4.2.3 When Dedicated Transport is provided it shall include:
 - 4.2.3.1 Transmission equipment such as, line terminating equipment, amplifiers, and regenerators;
 - 4.2.3.2 Inter-office transmission facilities such as optical fiber, copper twisted pair, and coaxial cable.
- 4.2.4 Rates for Dedicated Transport are listed in this Attachment.
- 4.2.5 Technical Requirements
 - 4.2.5.1 This Section sets forth technical requirements for all Dedicated Transport.
 - 4.2.5.2 When BellSouth provides Dedicated Transport, the entire designated transmission service (e.g., DS0, DS1, DS3) shall be dedicated to Frankfort Plant Board designated traffic.
 - 4.2.5.3 BellSouth shall offer Dedicated Transport in all technologies that become available including, but not limited to, (1) DS0, DS1 and DS3 transport services, and (2) SONET at available transmission bit rates.
 - 4.2.5.4 For DS1 or VT1.5 circuits, Dedicated Transport shall, at a minimum, meet the performance, availability, jitter, and delay requirements specified for

Customer Interface to Central Office (“CI to CO”) connections in the appropriate industry standards.

- 4.2.5.5 Where applicable, for DS3, Dedicated Transport shall, at a minimum, meet the performance, availability, jitter, and delay requirements specified for CI to CO connections in the appropriate industry standards.
- 4.2.5.6 BellSouth shall offer the following interface transmission rates for Dedicated Transport:
 - 4.2.5.6.1 DS0 Equivalent;
 - 4.2.5.6.2 DS1 (Extended SuperFrame - ESF);
 - 4.2.5.6.3 DS3 (signal must be framed);
 - 4.2.5.6.4 SDH (Synchronous Digital Hierarchy) Standard interface rates in accordance with International Telecommunications Union (ITU) Recommendation G.707 and Plesiochronous Digital Hierarchy (PDH) rates per ITU Recommendation G.704.
- 4.2.5.7 When Dedicated Transport is provided, BellSouth shall design it according to BellSouth’s network infrastructure to allow for the termination points specified by Frankfort Plant Board.
- 4.2.5.8 National References:
 - 4.2.5.8.1 ANSI T1.101-1994 American National Standard for Telecommunications – *Synchronization Interface for Digital Networks*;
 - 4.2.5.8.2 ANSI T1.105.01-1995 American National Standard for Telecommunications – *Synchronous Optical Network (SONET) – Automatic Protection Switching*;
 - 4.2.5.8.3 ANSI T1.105.02-1995 American National Standard for Telecommunications – *Synchronous Optical Network (SONET) – Payload Mappings*;
 - 4.2.5.8.4 ANSI T1.105.03-1994 American National Standard for Telecommunications – *Synchronous Optical Network (SONET) – Jitter at Network Interfaces*;
 - 4.2.5.8.5 ANSI T1.105.03a-1995 American National Standard for Telecommunications – *Synchronous Optical Network (SONET) – Jitter at Network Interfaces – DS1 Supplement*;
 - 4.2.5.8.6 ANSI T1.107-1995 American National Standard for Telecommunications – *Digital Hierarchy – Formats Specifications*;

- 4.2.5.8.7 ANSI T1.403-1995 American National Standard for Telecommunications – *Network-to-Customer Installation – DS1 Metallic Interface*;
- 4.2.5.8.8 ANSI T1.404-1994 American National Standard for Telecommunications – *Network-to-Customer Installation – DS3 Metallic Interface Specification*;
- 4.2.5.8.9 ANSI T1.404a-1996 American National Standard for Telecommunications – *Network-to-Customer Installation – DS3 Metallic Interface Specification (supplement)*;
- 4.2.5.8.10 IEC 825-1 Safety of Laser Products, Part 1: Equipment classifications, requirements and user’s guide, First Edition, 1999-11;
- 4.2.5.8.11 IEC 825-2 Safety of Laser Products, Part 2: Safety of optical fiber communication systems, First Edition, 1993-09;
- 4.2.5.8.12 ANSI T1.102-1993, American National Standard for Telecommunications – *Digital Hierarchy – Electrical Interfaces*;
- 4.2.5.8.13 ANSI T1.107-1995, American National Standard for Telecommunications – *Digital Hierarchy – Formats Specifications*;
- 4.2.5.9 Telecordia (formerly Bellcore) Technical Documents:
 - 4.2.5.9.1 GR-20-CORE Generic Requirements for Optical Fiber and Optical Fiber Cables, Issue 1, December 1994;
 - 4.2.5.9.2 GR-253-CORE Synchronous Optical Network (SONET) Transport Systems: Common Criteria Physical Layer, Issue 1, December 1994;
 - 4.2.5.9.3 GR-342-CORE High-Capacity Digital Special Access Service Transmission Parameter Limits and Interface Combination, Issue 1, December 1995;
 - 4.2.5.9.4 GR-436-CORE Digital Network Synchronization Plan, Issue 1, June 1994
 - 4.2.5.9.5 GR-1365-CORE SONET Private Line Service Interface Generic Criteria for End Users, Issue 1, December 1994;
 - 4.2.5.9.6 Telecordia (formerly Bellcore) FR-440 and TR-NWT-000499, Transport Systems Generic Requirements (TSGR): Common Requirements;
 - 4.2.5.9.7 Telecordia (formerly Bellcore) GR-820-CORE, Generic Transmission Surveillance; DS1 & DS3 Performance;

- 4.2.5.9.8 Telecordia (formerly Bellcore) TR-NWT 000507, Transmission, Section 7, Issue 5 (Telecordia (formerly BellCore), December 1993). (A module of LSSGR, FR-NWT-000064.);
- 4.2.5.9.9 Telecordia (formerly Bellcore) GR-342-CORE, High-Capacity Digital Special Access Service-Transmission Parameter Limits and Interface Combinations, Issue 1 December 1995;
- 4.2.5.9.10 Telecordia (formerly Bellcore) ST-TEC 000052, Telecommunications Transmission Engineering Textbook, Volume 2: Facilities, Third Edition, Issue 1 May 1989;
- 4.2.5.9.11 Telecorida (formerly Bellcore) ST-TEC-000051, Telecommunications Transmission Engineering Textbook Volume 1: Principles, Third Edition. Issue 1, August 1987;
- 4.2.5.10 BellSouth Technical References:
 - 4.2.5.10.1 TR-TSY-000191 Alarm Indication Signals Requirements and Objectives, Issue 1, May 1986.
 - 4.2.5.10.2 TR 73501 LightGate[®] Service Interface and Performance Specifications, Issue D, June 1995.
 - 4.2.5.10.3 TR 73525 MegaLink[®] Service, MegaLink Channel Service & MegaLink Plus Service Interface and Performance Specifications, Issue C, May 1996.

4.3 **Dark Fiber**

- 4.3.1 BellSouth agrees to offer access to Dark Fiber pursuant to the terms and conditions following and at the rates set forth in this Attachment. In Kentucky, if BellSouth has plans to use the fiber in a three year planning period, there is no requirement to provide it. The Parties agree that Dark Fiber will be used in the provisioning of local service.
- 4.3.2 Dark Fiber is unused strands of optical fiber. It may be strands of optical fiber existing in aerial or underground structure. No line terminating elements terminated to such strands to operationalize its transmission capabilities will be available. No regeneration or optical amplification will be included with this element.

4.3.3 Requirements

- 4.3.3.1 BellSouth shall make available Dark Fiber where it exists in BellSouth's network and where, as a result of future building or deployment, it becomes available. BellSouth shall offer all Dark Fiber to Frankfort Plant Board pursuant to the prices set forth in this Attachment.

- 4.3.3.2 Frankfort Plant Board may test the quality of the Dark Fiber to confirm its usability and performance specifications.
- 4.3.3.3 BellSouth shall use its best efforts to provide to Frankfort Plant Board information regarding the location, availability and performance of Dark Fiber within ten (10) business days for a records based answer and twenty (20) business days for a field based answer, after receiving a request from Frankfort Plant Board ("Request"). Within such time period, BellSouth shall send written confirmation of availability of the Dark Fiber ("Confirmation").
- 4.3.3.4 BellSouth shall use its best efforts to make Dark Fiber available to Frankfort Plant Board within thirty (30) business days after it receives written confirmation from Frankfort Plant Board that the Dark Fiber previously deemed available by BellSouth is wanted for use by Frankfort Plant Board. This includes identification of appropriate connection points (e.g., Light Guide Interconnection (LGX) or splice points) to enable Frankfort Plant Board to connect or splice Frankfort Plant Board provided transmission media (e.g., optical fiber) or equipment to the Dark Fiber.

4.4 Rates

The prices that Frankfort Plant Board shall pay to BellSouth for Network Elements and Other Services are set forth in Exhibit C to this Attachment.

4.5 Operational Support Systems (OSS)

BellSouth has developed and made available the following mechanized systems by which Frankfort Plant Board may submit LSRs electronically.

LENS	Local Exchange Navigation System
EDI	Electronic Data Interface
EDI-PC	Electronic Data Interface – Personal Computer
TAG	Telecommunications Access Gateway

- 4.5.1 LSRs submitted by means of one of these interactive interfaces will incur an OSS electronic ordering charge as specified in the table below. An individual LSR will be identified for billing purposes by its Purchase Order Number (PON). LSRs submitted by means other than one of these interactive interfaces (mail, fax, courier, etc.) will incur a manual order charge as specified in the table below:

OPERATIONAL SUPPORT SYSTEMS		KY
-----------------------------	--	-----------

OSS LSR charge, per LSR received from the CLEC by one of the OSS interactive interfaces	\$3.50 SOMEK
Incremental charge per LSR received from the CLEC by means other than one of the OSS interactive interfaces	\$19.99 SOMAN

Note: In addition to the OSS charges, applicable discounted service order and related discounted charges apply per the tariff.

4.5.2 Denial/Restoral OSS Charge

In the event Frankfort Plant Board provides a list of customers to be denied and restored, rather than an LSR, each location on the list will require a separate PON and, therefore will be billed as one LSR per location.

4.5.3 Cancellation OSS Charge

Frankfort Plant Board will incur an OSS charge for an accepted LSR that is later canceled by Frankfort Plant Board.

Note: Supplements or clarifications to a previously billed LSR will not incur another OSS charge.

4.5.4 Threshold Billing Plan

The Parties agree that Frankfort Plant Board will incur the electronic rate for all LSRs, both electronic and manual, if the percentage of electronic LSRs to total LSRs **meets or** exceeds the threshold percentages shown below:

Year	Ratio: Electronic/Total LSRs
2000	80%
2001	90%

The threshold plan will be discontinued in 2002.

BellSouth will track the total LSR volume for each CLEC for each quarter. At the end of that time period, a Percent Electronic LSR calculation will be made for that quarter based on the LSR data tracked in the LCSC. If this percentage exceeds the threshold volume, all of that CLECs' future manual LSRs will be billed at the mechanized LSR rate. To allow time for obtaining and analyzing the data and updating the billing system, this billing change will take place on the first day of the second month following the end of the quarter (e.g. May 1 for 1Q, Aug 1 for 2Q, etc.). There will be no adjustments to the amount billed for previously billed LSRs.

5. BellSouth SWA 8XX Toll Free Dialing Ten Digit Screening Service

All of the negotiated rates, terms and conditions set forth in this Section pertain to the provision of 8XX Access Ten Digit Screening Services.

5.1 **BellSouth SWA 8XX Toll Free Dialing Ten Digit Screening Service database**

5.1.1 The BellSouth SWA 8XX Toll Free Dialing Ten Digit Screening Service database (herein known as 8XX SCP) is a SCP that contains customer record information and functionality to provide call-handling instructions for 8XX calls. The 8XX SCP IN software stores data downloaded from the national SMS and provides the routing instructions in response to queries from the SSP or tandem. The BellSouth SWA 8XX Toll Free Dialing Ten Digit Screening Service (herein know as 8XX TFD), utilizes the 8XX SCP to provide identification and routing of the 8XX calls, based on the ten digits dialed. 8XX TFD is provided with or without POTS number delivery, dialing number delivery, and other optional complex features as selected by Frankfort Plant Board. BellSouth shall provide 8XX TFD in accordance with the following:

5.1.2 Technical Requirements

5.1.2.1 BellSouth shall provide Frankfort Plant Board with access to the 8XX record information located in the 8XX SCP. The 8XX SCP contains current records as received from the national SMS and will provide for routing 8XX originating calls based on the dialed ten digit 8XX number.

5.1.2.2 The 8XX SCP is designated to receive and respond to queries using the American National Standard Specification of Signaling System Seven (SS7) protocol. The 8XX SCP shall determine the carrier identification based on all ten digits of the dialed number and route calls to the carrier, POTS number, dialing number and/or other optional feature selected by Frankfort Plant Board.

5.1.2.3 The SCP shall also provide, at Frankfort Plant Board's option, such additional feature as described in SR-TSV-002275 (BOC Notes on BellSouth Networks, SR-TSV-002275, Issue 2, (Telcordia (formerly BellCore), April 1994)) as are available to BellSouth. These may include but are not limited to:

5.1.2.3.1 Network Management;

5.1.2.3.2 Customer Sample Collection; and

5.1.2.3.3 Service Maintenance.

5.2 **Rates**

The prices that Frankfort Plant Board shall pay to BellSouth for Network Elements and Other Services are set forth in Exhibit C to this Attachment.

6. Line Information Database (LIDB)

All of the negotiated rates, terms and conditions set forth in this Section pertain to the provision of LIDB.

6.1 BellSouth will store in its LIDB only records relating to service in the BellSouth region. The LIDB Storage Agreement is included in this Attachment.

6.1.1 Definition

The Line Information Database (LIDB) is a transaction-oriented database accessible through Common Channel Signaling (CCS) networks. It contains records associated with end user Line Numbers and Special Billing Numbers. LIDB accepts queries from other Network Elements and provides appropriate responses. The query originator need not be the owner of LIDB data. LIDB queries include functions such as screening billed numbers that provides the ability to accept Collect or Third Number Billing calls and validation of Telephone Line Number based non-proprietary calling cards. The interface for the LIDB functionality is the interface between BellSouth's CCS network and other CCS networks. LIDB also interfaces to administrative systems.

6.1.2 Technical Requirements

6.1.2.1 BellSouth will offer to Frankfort Plant Board any additional capabilities that are developed for LIDB during the life of this Agreement.

6.1.2.2 BellSouth shall process Frankfort Plant Board's Customer records in LIDB at least at parity with BellSouth customer records, with respect to other LIDB functions. BellSouth shall indicate to Frankfort Plant Board what additional functions (if any) are performed by LIDB in the BellSouth network.

6.1.2.3 Within two (2) weeks after a request by Frankfort Plant Board, BellSouth shall provide Frankfort Plant Board with a list of the customer data items which Frankfort Plant Board would have to provide in order to support each required LIDB function. The list shall indicate which data items are essential to LIDB function, and which are required only to support certain services. For each data item, the list shall show the data formats, the acceptable values of the data item and the meaning of those values.

6.1.2.4 BellSouth shall provide LIDB systems for which operating deficiencies that would result in calls being blocked, shall not exceed 30 minutes per year.

6.1.2.5 BellSouth shall provide LIDB systems for which operating deficiencies that would not result in calls being blocked shall not exceed 12 hours per year.

- 6.1.2.6 BellSouth shall provide LIDB systems for which the LIDB function shall be in overload no more than 12 hours per year.
- 6.1.2.7 All additions, updates and deletions of Frankfort Plant Board data to the LIDB shall be solely at the direction of Frankfort Plant Board. Such direction from Frankfort Plant Board will not be required where the addition, update or deletion is necessary to perform standard fraud control measures (e.g., calling card auto-deactivation).
- 6.1.2.8 BellSouth shall provide priority updates to LIDB for Frankfort Plant Board data upon Frankfort Plant Board's request (e.g., to support fraud detection), via password-protected telephone card, facsimile, or electronic mail within one hour of notice from the established BellSouth contact.
- 6.1.2.9 BellSouth shall provide LIDB systems such that no more than 0.01% of Frankfort Plant Board customer records will be missing from LIDB, as measured by Frankfort Plant Board audits. BellSouth will audit Frankfort Plant Board records in LIDB against DBAS to identify record mismatches and provide this data to a designated Frankfort Plant Board contact person to resolve the status of the records and BellSouth will update system appropriately. BellSouth will refer record of mis-matches to Frankfort Plant Board within one business day of audit. Once reconciled records are received back from Frankfort Plant Board, BellSouth will update LIDB the same business day if less than 500 records are received before 1:00PM Central Time. If more than 500 records are received, BellSouth will contact Frankfort Plant Board to negotiate a time frame for the updates, not to exceed three business days.
- 6.1.2.10 BellSouth shall perform backup and recovery of all of Frankfort Plant Board's data in LIDB including sending to LIDB all changes made since the date of the most recent backup copy, in at least the same time frame BellSouth performs backup and recovery of BellSouth data in LIDB for itself. Currently, BellSouth performs backups of the LIDB for itself on a weekly basis and when a new software release is scheduled, a backup is performed prior to loading the new release.
- 6.1.2.11 BellSouth shall provide Frankfort Plant Board with LIDB reports of data which are missing or contain errors, as well as any misrouted errors, within a reasonable time period as negotiated between Frankfort Plant Board and BellSouth.
- 6.1.2.12 BellSouth shall prevent any access to or use of Frankfort Plant Board data in LIDB by BellSouth personnel that are outside of established administrative and fraud control personnel, or by any other Party that is not authorized by Frankfort Plant Board in writing.

- 6.1.2.13 BellSouth shall provide Frankfort Plant Board performance of the LIDB Data Screening function, which allows a LIDB to completely or partially deny specific query originators access to LIDB data owned by specific data owners, for Customer Data that is part of an NPA-NXX or RAO-0/1XX wholly or partially owned by Frankfort Plant Board at least at parity with BellSouth Customer Data. BellSouth shall obtain from Frankfort Plant Board the screening information associated with LIDB Data Screening of Frankfort Plant Board data in accordance with this requirement. BellSouth currently does not have LIDB Data Screening capabilities. When such capability is available, BellSouth shall offer it to Frankfort Plant Board under the Bona Fide Request/New Business Process as set forth in General Terms and Conditions .
- 6.1.2.14 BellSouth shall accept queries to LIDB associated with Frankfort Plant Board customer records, and shall return responses in accordance with industry standards.
- 6.1.2.15 BellSouth shall provide mean processing time at the LIDB within 0.50 seconds under normal conditions as defined in industry standards.
- 6.1.2.16 BellSouth shall provide processing time at the LIDB within 1 second for 99% of all messages under normal conditions as defined in industry standards.
- 6.1.3 Interface Requirements
- 6.1.3.1 BellSouth shall offer LIDB in accordance with the requirements of this subsection.
- 6.1.3.2 The interface to LIDB shall be in accordance with the technical references contained within.
- 6.1.3.3 The CCS interface to LIDB shall be the standard interface described herein.
- 6.1.3.4 The LIDB Data Base interpretation of the ANSI-TCAP messages shall comply with the technical reference herein. Global Title Translation shall be maintained in the signaling network in order to support signaling network routing to the LIDB.

- 6.2 **Rates**
The prices that Frankfort Plant Board shall pay to BellSouth for Network Elements and Other Services are set forth in Exhibit C to this Attachment.

7. **Signaling**

All of the negotiated rates, terms and conditions set forth in this Section pertain to the provision of Signaling Transport Services.

BellSouth agrees to offer access to signaling and access to BellSouth's signaling databases subject to compatibility testing and at the rates set forth in this Attachment. BellSouth may provide mediated access to BellSouth signaling systems and databases. Available signaling elements include signaling links, signal transfer points and service control points. Signaling functionality will be available with both A-link and B-link connectivity.

7.1 Signaling Link Transport

7.1.1 Definition

Signaling Link Transport is a set of two or four dedicated 56 Kbps. transmission paths between CLEC-designated Signaling Points of Interconnection (SPOI) that provides appropriate physical diversity.

7.1.2 Technical Requirements

7.1.2.1 Signaling Link Transport shall consist of full duplex mode 56 kbps transmission paths.

7.1.2.2 Of the various options available, Signaling Link Transport shall perform in the following two ways:

7.1.2.2.1 As an "A-link" which is a connection between a switch or SCP and a home Signaling Transfer Point Switch (STP) pair; and

7.1.2.2.2 As a "B-link" which is a connection between two STP pairs in different company networks (e.g., between two STP pairs for two Competitive Local Exchange Carriers (CLECs)).

7.1.2.3 Signaling Link Transport shall consist of two or more signaling link layers as follows:

7.1.2.3.1 An A-link layer shall consist of two links.

7.1.2.3.2 A B-link layer shall consist of four links.

7.1.2.4 A signaling link layer shall satisfy a performance objective such that:

7.1.2.4.1 There shall be no more than two minutes down time per year for an A-link layer; and

7.1.2.4.2 There shall be negligible (less than 2 seconds) down time per year for a B-link layer.

- 7.1.2.5 A signaling link layer shall satisfy interoffice and intraoffice diversity of facilities and equipment, such that:
 - 7.1.2.5.1 No single failure of facilities or equipment causes the failure of both links in an A-link layer (i.e., the links should be provided on a minimum of two separate physical paths end-to-end); and
 - 7.1.2.5.2 No two concurrent failures of facilities or equipment shall cause the failure of all four links in a B-link layer (i.e., the links should be provided on a minimum of three separate physical paths end-to-end).

7.1.3 Interface Requirements

- 7.1.3.1 There shall be a DS1 (1.544 Mbps) interface at the Frankfort Plant Board designated SPOIs. Each 56 kbps transmission path shall appear as a DS0 channel within the DS1 interface.

7.2 Signaling Transfer Points (STPs)

7.2.1 Definition

Signaling Transfer Points is a signaling network function that includes all of the capabilities provided by the signaling transfer point switches (STPs) and their associated signaling links which enable the exchange of SS7 messages among and between switching elements, database elements and signaling transfer point switches.

7.2.2 Technical Requirements

- 7.2.2.1 STPs shall provide access to Network Elements connected to BellSouth SS7 network. These include:
 - 7.2.2.1.1 BellSouth Local Switching or Tandem Switching;
 - 7.2.2.1.2 BellSouth Service Control Points/DataBases;
 - 7.2.2.1.3 Third-party local or tandem switching;
 - 7.2.2.1.4 Third-party-provided STPs.
- 7.2.2.2 The connectivity provided by STPs shall fully support the functions of all other Network Elements connected to the BellSouth SS7 network. This explicitly includes the use of the BellSouth SS7 network to convey messages which neither originate nor terminate at a signaling end point directly connected to the BellSouth SS7 network (i.e., transient messages). When the BellSouth SS7 network is used to convey transient messages, there shall be no alteration of the Integrated Services Digital

Network User Part (ISDNUP) or Transaction Capabilities Application Part (TCAP) user data that constitutes the content of the message.

- 7.2.2.3 If a BellSouth tandem switch routes calling traffic, based on dialed or translated digits, on SS7 trunks between an Frankfort Plant Board local switch and third party local switch, the BellSouth SS7 network shall convey the TCAP messages that are necessary to provide Call Management features (Automatic Callback, Automatic Recall, and Screening List Editing) between Frankfort Plant Board local STPs and the STPs that provide connectivity with the third party local switch, even if the third party local switch is not directly connected to BellSouth STPs.
- 7.2.2.4 STPs shall provide all functions of the MTP as defined in Telcordia (formerly BellCore) ANSI Interconnection Requirements. This includes:
 - 7.2.2.4.1 Signaling Data Link functions, as defined in Telcordia (formerly BellCore) ANSI Interconnection Requirements;
 - 7.2.2.4.2 Signaling Link functions, as defined in Telcordia (formerly BellCore) ANSI Interconnection Requirements; and
 - 7.2.2.4.3 Signaling Network Management functions, as defined in Telcordia (formerly BellCore) ANSI Interconnection Requirements.
- 7.2.2.5 STPs shall provide all functions of the SCCP necessary for Class 0 (basic connectionless) service, as defined in Telcordia (formerly BellCore) ANSI Interconnection Requirements. In particular, this includes Global Title Translation (GTT) and SCCP Management procedures, as specified in T1.112.4. In cases where the destination signaling point is a Frankfort Plant Board or third party local or tandem switching system directly connected to BellSouth SS7 network, BellSouth shall perform final GTT of messages to the destination and SCCP Subsystem Management of the destination. In all other cases, BellSouth shall perform intermediate GTT of messages to a gateway pair of STPs in an SS7 network connected with BellSouth SS7 network, and shall not perform SCCP Subsystem Management of the destination. If BellSouth performs final GTT to a Frankfort Plant Board database, then Frankfort Plant Board agrees to provide BellSouth with the Destination Point Code for the Frankfort Plant Board database.
- 7.2.2.6 STPs shall provide on a non-discriminatory basis all functions of the OMAP commonly provided by STPs, as specified in the reference in Section 7.2.4.5 of this Attachment. All OMAP functions will be on a "where available" basis and can include:
 - 7.2.2.6.1 MTP Routing Verification Test (MRVT); and
 - 7.2.2.6.2 SCCP Routing Verification Test (SRVT).

7.2.2.7 In cases where the destination signaling point is a BellSouth local or tandem switching system or database, or is a Frankfort Plant Board or third party local or tandem switching system directly connected to the BellSouth SS7 network, STPs shall perform MRVT and SRVT to the destination signaling point. In all other cases, STPs shall perform MRVT and SRVT to a gateway pair of STPs in an SS7 network connected with the BellSouth SS7 network. This requirement shall be superseded by the specifications for Internetwork MRVT and SRVT if and when these become approved ANSI standards and available capabilities of BellSouth STPs, and if mutually agreed upon by Frankfort Plant Board and BellSouth.

7.2.2.8 STPs shall be on parity with BellSouth.

7.2.2.9 SS7 Advanced Intelligent Network (AIN) Access

7.2.2.9.1 When technically feasible and upon request by Frankfort Plant Board, SS7 Access shall be made available in association with switching. SS7 AIN Access is the provisioning of AIN 0.1 triggers in an equipped BellSouth local switch and interconnection of the BellSouth SS7 network with the Frankfort Plant Board SS7 network to exchange TCAP queries and responses with a Frankfort Plant Board SCP.

7.2.2.9.2 SS7 AIN Access shall provide Frankfort Plant Board SCP access to BellSouth local switch in association with switching via interconnection of BellSouth SS7 and Frankfort Plant Board SS7 Networks. BellSouth shall offer SS7 access through its STPs. If BellSouth requires a mediation device on any part of its network specific to this form of access, BellSouth must route its messages in the same manner. The interconnection arrangement shall result in the BellSouth local switch recognizing the Frankfort Plant Board SCP as at least at parity with BellSouth's SCP's in terms of interfaces, performance and capabilities.

7.2.3 Interface Requirements

7.2.3.1 BellSouth shall provide the following STP options to connect Frankfort Plant Board or Frankfort Plant Board-designated local switching systems or STPs to the BellSouth SS7 network:

7.2.3.1.1 An A-link interface from Frankfort Plant Board local switching systems; and,

7.2.3.1.2 A B-link interface from Frankfort Plant Board local STPs.

- 7.2.3.2 Each type of interface shall be provided by one or more sets (layers) of signaling links.
- 7.2.3.3 The Signaling Point of Interconnection (SPOI) for each link shall be located at a cross-connect element, such as a DSX-1, in the Central Office (CO) where BellSouth STP is located. There shall be a DS1 or higher rate transport interface at each of the SPOIs. Each signaling link shall appear as a DS0 channel within the DS1 or higher rate interface. BellSouth shall offer higher rate DS1 signaling for interconnecting Frankfort Plant Board local switching systems or STPs with BellSouth STPs as soon as these become approved ANSI standards and available capabilities of BellSouth STPs. BellSouth and Frankfort Plant Board will work jointly to establish mutually acceptable SPOIs.
- 7.2.3.4 BellSouth CO shall provide intraoffice diversity between the SPOIs and BellSouth STPs, so that no single failure of intraoffice facilities or equipment shall cause the failure of both B-links in a layer connecting to a BellSouth STP. BellSouth and Frankfort Plant Board will work jointly to establish mutually acceptable SPOIs.
- 7.2.3.5 BellSouth shall provide MTP and SCCP protocol interfaces that shall conform to all sections relevant to the MTP or SCCP in the following specifications:
 - 7.2.3.5.1 Telcordia (formerly BellCore) GR-905-CORE, Common Channel Signaling Network Interface Specification (CCSNIS) Supporting Network Interconnection, Message Transfer Part (MTP), and Integrated Services Digital Network User Part (ISDNUP);
 - 7.2.3.5.2 Telcordia (formerly BellCore) GR-1432-CORE, CCS Network Interface Specification (CCSNIS) Supporting Signaling Connection Control Part (SCCP) and Transaction Capabilities Application Part (TCAP).
- 7.2.3.6 Message Screening
 - 7.2.3.6.1 BellSouth shall set message screening parameters so as to accept valid messages from Frankfort Plant Board local or tandem switching systems destined to any signaling point within BellSouth's SS7 network where the Frankfort Plant Board switching system has a legitimate signaling relation.
 - 7.2.3.6.2 BellSouth shall set message screening parameters so as to pass valid messages from Frankfort Plant Board local or tandem switching systems destined to any signaling point or network accessed through BellSouth's SS7 network where the Frankfort Plant Board switching system has a legitimate signaling relation.
 - 7.2.3.6.3 BellSouth shall set message screening parameters so as to accept and pass/send valid messages destined to and from Frankfort Plant Board

from any signaling point or network interconnected through BellSouth's SS7 network where the Frankfort Plant Board SCP has a legitimate signaling relation.

- 7.2.4 STPs shall be equal to or better than all of the requirements for STPs set forth in the following technical references:
 - 7.2.4.1 ANSI T1.111-1992 American National Standard for Telecommunications - Signaling System Number 7 (SS7) - Message Transfer Part (MTP);
 - 7.2.4.2 ANSI T1.111A-1994 American National Standard for Telecommunications - Signaling System Number 7 (SS7) - Message Transfer Part (MTP) Supplement;
 - 7.2.4.3 ANSI T1.112-1992 American National Standard for Telecommunications - Signaling System Number 7 (SS7) - Signaling Connection Control Part (SCCP);
 - 7.2.4.4 ANSI T1.115-1990 American National Standard for Telecommunications - Signaling System Number 7 (SS7) - Monitoring and Measurements for Networks;
 - 7.2.4.5 ANSI T1.116-1990 American National Standard for Telecommunications - Signaling System Number 7 (SS7) - Operations, Maintenance and Administration Part (OMAP);
 - 7.2.4.6 ANSI T1.118-1992 American National Standard for Telecommunications - Signaling System Number 7 (SS7) - Intermediate Signaling Network Identification (ISNI);
 - 7.2.4.7 Telcordia (formerly BellCore) GR-905-CORE, Common Channel Signaling Network Interface Specification (CCSNIS) Supporting Network Interconnection, Message Transfer Part (MTP), and Integrated Services Digital Network User Part (ISDNUP); and
 - 7.2.4.8 Telcordia (formerly BellCore) GR-1432-CORE, CCS Network Interface Specification (CCSNIS) Supporting Signaling Connection Control Part (SCCP) and Transaction Capabilities Application Part (TCAP).

7.3 **Service Control Points/Databases**

7.3.1 Definitions

- 7.3.1.1 Databases are the Network Elements that provide the functionality for storage of, access to, and manipulation of information required to offer a particular service and/or capability. Databases include, but are not limited to: Local Number Portability, LIDB, Toll Free Number Database, Automatic Location Identification/Data Management System, Calling

Name Database, access to Service Creation Environment and Service Management System (SCE/SMS) application databases and Directory Assistance.

7.3.1.2 A Service Control Point (SCP) is a specific type of Database functionality deployed in a Signaling System 7 (SS7) network that executes service application logic in response to SS7 queries sent to it by a switching system also connected to the SS7 network. Service Management Systems provide operational interfaces to allow for provisioning, administration and maintenance of subscriber data and service application data stored in SCPs.

7.3.2 Technical Requirements for SCPs/Databases

7.3.2.1 Requirements for SCPs/Databases within this section address storage of information, access to information (e.g. signaling protocols, response times), and administration of information (e.g., provisioning, administration, and maintenance). All SCPs/Databases shall be provided to Frankfort Plant Board in accordance with the following requirements.

7.3.2.1.1 BellSouth shall provide physical access to SCPs through the SS7 network and protocols with TCAP as the application layer protocol.

7.3.2.1.2 BellSouth shall provide physical interconnection to databases via industry standard interfaces and protocols (e.g. SS7, ISDN and X.25).

7.3.2.1.3 The reliability of interconnection options shall be consistent with requirements for diversity and survivability.

7.3.3 Database Availability

7.3.3.1 Call processing databases shall have a maximum unscheduled availability of 30 minutes per year. Unavailability due to software and hardware upgrades shall be scheduled during minimal usage periods and only be undertaken upon proper notification to providers which might be impacted. Any downtime associated with the provision of call processing related databases will impact all service providers, including BellSouth, equally.

7.3.3.2 The operational interface provided by BellSouth shall complete Database transactions (i.e., add, modify, delete) for Frankfort Plant Board customer records stored in BellSouth databases within 3 days, or sooner where BellSouth provisions its own customer records within a shorter interval.

7.4 Local Number Portability Database

7.4.1 Definition

The Permanent Number Portability (PNP) database supplies routing numbers for calls involving numbers that have been ported from one local

service provider to another. PNP is currently being worked in industry forums. The results of these forums will dictate the industry direction of PNP. BellSouth agrees to provide access to the PNP database at rates, terms and conditions as set forth by BellSouth and in accordance with an effective FCC or Commission directive.

7.5 **SS7 Network Interconnection**

7.5.1 Definition

SS7 Network Interconnection is the interconnection of Frankfort Plant Board local Signaling Transfer Point Switches (STP) and Frankfort Plant Board local or tandem switching systems with BellSouth STPs. This interconnection provides connectivity that enables the exchange of SS7 messages among BellSouth switching systems and databases (DBs), Frankfort Plant Board local or tandem switching systems, and other third-party switching systems directly connected to the BellSouth SS7 network.

7.5.2 Technical Requirements

7.5.2.1 SS7 Network Interconnection shall provide connectivity to all components of the BellSouth SS7 network. These include:

7.5.2.1.1 BellSouth local or tandem switching systems;

7.5.2.1.2 BellSouth DBs; and

7.5.2.1.3 Other third-party local or tandem switching systems.

7.5.2.2 The connectivity provided by SS7 Network Interconnection shall fully support the functions of BellSouth switching systems and DBs and Frankfort Plant Board or other third-party switching systems with A-link access to the BellSouth SS7 network.

7.5.2.3 If traffic is routed based on dialed or translated digits between a Frankfort Plant Board local switching system and a BellSouth or other third-party local switching system, either directly or via a BellSouth tandem switching system, then it is a requirement that the BellSouth SS7 network convey via SS7 Network Interconnection the TCAP messages that are necessary to provide Call Management services (Automatic Callback, Automatic Recall, and Screening List Editing) between the Frankfort Plant Board local STPs and BellSouth or other third-party local switch.

7.5.2.4 When the capability to route messages based on Intermediate Signaling Network Identifier (ISNI) is generally available on BellSouth STPs, the BellSouth SS7 Network shall also convey TCAP messages using SS7 Network Interconnection in similar circumstances where the BellSouth switch routes traffic based on a Carrier Identification Code (CIC).

- 7.5.2.5 SS7 Network Interconnection shall provide all functions of the MTP as specified in ANSI T1.111. This includes:
 - 7.5.2.5.1 Signaling Data Link functions, as specified in ANSI T1.111.2;
 - 7.5.2.5.2 Signaling Link functions, as specified in ANSI T1.111.3; and
 - 7.5.2.5.3 Signaling Network Management functions, as specified in ANSI T1.111.4.
- 7.5.2.6 SS7 Network Interconnection shall provide all functions of the SCCP necessary for Class 0 (basic connectionless) service, as specified in ANSI T1.112. In particular, this includes Global Title Translation (GTT) and SCCP Management procedures, as specified in T1.112.4. Where the destination signaling point is a BellSouth switching system or DB, or is another third-party local or tandem switching system directly connected to the BellSouth SS7 network, SS7 Network Interconnection shall include final GTT of messages to the destination and SCCP Subsystem Management of the destination. Where the destination signaling point is a Frankfort Plant Board local or tandem switching system, SS7 Network Interconnection shall include intermediate GTT of messages to a gateway pair of Frankfort Plant Board local STPs, and shall not include SCCP Subsystem Management of the destination.
- 7.5.2.7 SS7 Network Interconnection shall provide all functions of the Integrated Services Digital Network User Part (ISDNUP), as specified in ANSI T1.113.
- 7.5.2.8 SS7 Network Interconnection shall provide all functions of the TCAP, as specified in ANSI T1.114.
- 7.5.2.9 If and when Internetwork MTP Routing Verification Test (MRVT) and SCCP Routing Verification Test (SRVT) become approved ANSI standards and available capabilities of BellSouth STPs, SS7 Network Interconnection shall provide these functions of the OMAP.
- 7.5.2.10 SS7 Network Interconnection shall be equal to or better than the following performance requirements:
 - 7.5.2.10.1 MTP Performance, as specified in ANSI T1.111.6;
 - 7.5.2.10.2 SCCP Performance, as specified in ANSI T1.112.5; and
 - 7.5.2.10.3 ISDNUP Performance, as specified in ANSI T1.113.5.
- 7.5.3 Interface Requirements

- 7.5.3.1 BellSouth shall offer the following SS7 Network Interconnection options to connect Frankfort Plant Board or Frankfort Plant Board-designated local or tandem switching systems or STPs to the BellSouth SS7 network:
 - 7.5.3.1.1 A-link interface from Frankfort Plant Board local or tandem switching systems; and
 - 7.5.3.1.2 B-link interface from Frankfort Plant Board STPs.
- 7.5.3.2 The Signaling Point of Interconnection (SPOI) for each link shall be located at a cross-connect element, such as a DSX-1, in the Central Office (CO) where the BellSouth STP is located. There shall be a DS1 or higher rate transport interface at each of the SPOIs. Each signaling link shall appear as a DS0 channel within the DS1 or higher rate interface. BellSouth shall offer higher rate DS1 signaling links for interconnecting Frankfort Plant Board local switching systems or STPs with BellSouth STPs as soon as these become approved ANSI standards and available capabilities of BellSouth STPs. BellSouth and Frankfort Plant Board will work jointly to establish mutually acceptable SPOI.
- 7.5.3.3 BellSouth CO shall provide intraoffice diversity between the SPOIs and the BellSouth STP, so that no single failure of intraoffice facilities or equipment shall cause the failure of both B-links in a layer connecting to a BellSouth STP. BellSouth and Frankfort Plant Board will work jointly to establish mutually acceptable SPOI.
- 7.5.3.4 The protocol interface requirements for SS7 Network Interconnection include the MTP, ISDNUP, SCCP, and TCAP. These protocol interfaces shall conform to the following specifications:
 - 7.5.3.4.1 Telcordia (formerly BellCore) GR-905-CORE, Common Channel Signaling Network Interface Specification (CCSNIS) Supporting Network Interconnection, Message Transfer Part (MTP), and Integrated Services Digital Network User Part (ISDNUP);
 - 7.5.3.4.2 Telcordia (formerly BellCore) GR-1428-CORE, CCS Network Interface Specification (CCSNIS) Supporting Toll Free Service;
 - 7.5.3.4.3 Telcordia (formerly BellCore) GR-1429-CORE, CCS Network Interface Specification (CCSNIS) Supporting Call Management Services; and
 - 7.5.3.4.4 Telcordia (formerly BellCore) GR-1432-CORE, CCS Network Interface Specification (CCSNIS) Supporting Signaling Connection Control Part (SCCP) and Transaction Capabilities Application Part (TCAP).
- 7.5.3.5 BellSouth shall set message screening parameters to block accept messages from Frankfort Plant Board local or tandem switching systems destined to any signaling point in the BellSouth SS7 network with which

the Frankfort Plant Board switching system has a legitimate signaling relation.

- 7.5.3.6 SS7 Network Interconnection shall be equal to or better than all of the requirements for SS7 Network Interconnection set forth in the following technical references:
 - 7.5.3.6.1 ANSI T1.110-1992 American National Standard Telecommunications - Signaling System Number 7 (SS7) - General Information;
 - 7.5.3.6.2 ANSI T1.111-1992 American National Standard for Telecommunications - Signaling System Number 7 (SS7) - Message Transfer Part (MTP);
 - 7.5.3.6.3 ANSI T1.111A-1994 American National Standard for Telecommunications - Signaling System Number 7 (SS7) - Message Transfer Part (MTP) Supplement;
 - 7.5.3.6.4 ANSI T1.112-1992 American National Standard for Telecommunications - Signaling System Number 7 (SS7) - Signaling Connection Control Part (SCCP);
 - 7.5.3.6.5 ANSI T1.113-1995 American National Standard for Telecommunications - Signaling System Number 7 (SS7) - Integrated Services Digital Network (ISDN) User Part;
 - 7.5.3.6.6 ANSI T1.114-1992 American National Standard for Telecommunications - Signaling System Number 7 (SS7) - Transaction Capabilities Application Part (TCAP);
 - 7.5.3.6.7 ANSI T1.115-1990 American National Standard for Telecommunications - Signaling System Number 7 (SS7) - Monitoring and Measurements for Networks;
 - 7.5.3.6.8 ANSI T1.116-1990 American National Standard for Telecommunications - Signaling System Number 7 (SS7) - Operations, Maintenance and Administration Part (OMAP);
 - 7.5.3.6.9 ANSI T1.118-1992 American National Standard for Telecommunications - Signaling System Number 7 (SS7) - Intermediate Signaling Network Identification (ISNI);
 - 7.5.3.6.10 Telcordia (formerly BellCore) GR-905-CORE, Common Channel Signaling Network Interface Specification (CCSNIS) Supporting Network Interconnection, Message Transfer Part (MTP), and Integrated Services Digital Network User Part (ISDNUP);

- 7.5.3.6.11 Telcordia (formerly BellCore) GR-954-CORE, CCS Network Interface Specification (CCSNIS) Supporting Line Information Database (LIDB) Service;
- 7.5.3.6.12 Telcordia (formerly BellCore) GR-1428-CORE, CCS Network Interface Specification (CCSNIS) Supporting Toll Free Service;
- 7.5.3.6.13 Telcordia (formerly BellCore) GR-1429-CORE, CCS Network Interface Specification (CCSNIS) Supporting Call Management Services; and,
- 7.5.3.6.14 Telcordia (formerly BellCore) GR-1432-CORE, CCS Network Interface Specification (CCSNIS) Supporting Signaling Connection Control Part (SCCP) and Transaction Capabilities Application Part (TCAP).

7.6 Rates

The prices that Frankfort Plant Board shall pay to BellSouth for Network Elements and Other Services are set forth in Exhibit C to this Attachment.

8. Operator Call Processing, Inward Operator Services and Directory Assistance Services

All of the negotiated rates, terms and conditions set forth in this Section pertain to the provision of Operator Call Processing, Inward Operator Services and Directory Assistance Services.

8.1 Operator Systems

8.1.1 Definition.

Operator Systems is the Network Element that provides operator and automated call handling and billing, special services, end user telephone listings and optional call completion services. The Operator Systems, Network Element provides two types of functions: Operator Service functions and Directory Assistance Service functions, each of which are described in detail below.

8.2 Operator Service

8.2.1 Definition

Operator Service provides: (1) operator handling for call completion (for example, collect, third number billing, and manual credit card calls), (2) operator or automated assistance for billing after the end user has dialed the called number (for example, credit card calls); and (3) special services including but not limited to Busy Line Verification and Emergency Line Interrupt (ELI), Emergency Agency Call, Operator-assisted Directory Assistance, and Rate Quotes.

8.2.2 Requirements

- 8.2.2.1 When Frankfort Plant Board requests BellSouth to provide Operator Services, the following requirements apply:
 - 8.2.2.1.1 BellSouth shall complete 0+ and 0- dialed local calls.
 - 8.2.2.1.2 BellSouth shall complete 0+ intraLATA toll calls.
 - 8.2.2.1.3 BellSouth shall process calls that are billed to Frankfort Plant Board end user's calling card that can be validated by BellSouth.
 - 8.2.2.1.4 BellSouth shall complete person-to-person calls.
 - 8.2.2.1.5 BellSouth shall complete collect calls.
 - 8.2.2.1.6 BellSouth shall provide the capability for callers to bill to a third party and complete such calls.
 - 8.2.2.1.7 BellSouth shall complete station-to-station calls.
 - 8.2.2.1.8 BellSouth shall process emergency calls.
 - 8.2.2.1.9 BellSouth shall process Busy Line Verify and Emergency Line Interrupt requests.
 - 8.2.2.1.10 BellSouth shall process emergency call trace, as they do for their end users prior to the Effective Date. Call must originate from a 911 provider.
 - 8.2.2.1.11 BellSouth shall process operator-assisted directory assistance calls.
 - 8.2.2.1.12 BellSouth shall adhere to equal access requirements, providing Frankfort Plant Board local end users the same IXC access as provided to BellSouth end users.
 - 8.2.2.1.13 BellSouth shall exercise at least the same level of fraud control in providing Operator Service to Frankfort Plant Board that BellSouth provides for its own operator service.
 - 8.2.2.1.14 BellSouth shall perform Billed Number Screening when handling Collect, Person-to-Person, and Billed-to-Third-Party calls.
 - 8.2.2.1.15 BellSouth shall direct customer account and other similar inquiries to the customer service center designated by Frankfort Plant Board.
 - 8.2.2.1.16 BellSouth shall provide a feed of customer call records in "EMI" format to Frankfort Plant Board in accordance with CLEC ODUF standards specified in Attachment 7.

8.2.3 Interface Requirements

8.2.3.1 With respect to Operator Services for calls that originate on local switching capability provided by or on behalf of Frankfort Plant Board, the interface requirements shall conform to the then current established system interface specifications for the platform used to provide Operator Service and the interface shall conform to industry standards.

8.3 **Directory Assistance Service**

8.2.1 Definition

Directory Assistance Service provides local end user telephone number listings with the option to complete the call at the caller's direction separate and distinct from local switching.

8.2.2 Requirements

8.3.2.1 Directory Assistance Service shall provide up to two listing requests per call. If available and if requested by Frankfort Plant Board's end user, BellSouth shall provide caller-optional directory assistance call completion service at rates contained in this Attachment to one of the provided listings, equal to that which BellSouth provides its end users. If not available, Frankfort Plant Board may request such requirement pursuant to the Bona Fide Request/New Business Process as set forth in General Terms and Conditions.

8.3.3 Directory Assistance Service Updates

8.3.3.1 BellSouth shall update end user listings changes daily. These changes include:

8.3.3.1.1 New end user connections: BellSouth will provide service to Frankfort Plant Board that is equal to the service it provides to itself and its end users;

8.3.3.1.2 End user disconnections: BellSouth will provide service to Frankfort Plant Board that is equal to the service it provides to itself and its end users; and

8.3.3.1.3 End user address changes: BellSouth will provide service to Frankfort Plant Board that is equal to the service it provides to itself and its end users;

8.3.3.2 These updates shall also be provided for non-listed and non-published numbers for use in emergencies.

- 8.3.4 Branding for Operator Call Processing and Directory Assistance
- 8.3.4.1 The BellSouth Operator Systems Branding Feature provides a definable announcement to Frankfort Plant Board end users using Directory Assistance (DA)/Operator Call Processing (OCP) prior to placing them in queue or connecting them to an available operator or automated operator system. This feature allows Frankfort Plant Board to have its calls custom branded with Frankfort Plant Board's name on whose behalf BellSouth is providing Directory Assistance and/or Operator Call Processing. Rates for Custom Branding, Operator Call Process and Directory Assistance are set forth in this Attachment.
- 8.3.4.2 BellSouth offers four service levels of branding to Frankfort Plant Board when ordering Directory Assistance and/or Operator Call Processing.
- 8.3.4.2.1 Service Level 1 - BellSouth Branding
- 8.3.4.2.2 Service Level 2 - Unbranded
- 8.3.4.2.3 Service Level 3 - Custom Branding
- 8.3.4.2.4 Service Level 4 - Self Branding (applicable only to Frankfort Plant Board for Resale or use with an Unbundled Port when routing to an operator service provider other than BellSouth).
- 8.3.5 For Resellers and Use with an Unbundled Port
- 8.3.5.1 BellSouth Branding is the Default Service Level.
- 8.3.5.2 Unbranding, Custom Branding, and Self Branding require Frankfort Plant Board to order selective routing for each originating BellSouth end office identified by Frankfort Plant Board. Rates for Selective Routing are set forth in this Attachment.
- 8.3.5.3 Customer Branding and Self Branding require Frankfort Plant Board to order dedicated trunking from each BellSouth end office identified by Frankfort Plant Board, to either the BellSouth Traffic Operator Position System (TOPS) or Frankfort Plant Board Operator Service Provider. Rates for trunks are set forth in applicable BellSouth tariffs.
- 8.3.5.4 Unbranding - Unbranded Directory Assistance and/or Operator Call Processing calls ride common trunk groups provisioned by BellSouth from those end offices identified by Frankfort Plant Board to the BellSouth TOPS. These calls are routed to "No Announcement."
- 8.3.6 For Facilities Based Carriers

- 8.3.6.1 All Service Levels require Frankfort Plant Board to order dedicated trunking from their end office(s) point of interface to the BellSouth TOPS Switches. Rates for trunks are set forth in applicable BellSouth tariffs.
- 8.3.6.2 Customized Branding includes charges for the recording of the branding announcement and the loading of the audio units in each TOPS Switch, IVS and NAV equipment for which Frankfort Plant Board requires service.
- 8.3.7 Directory Assistance customized branding uses:
 - 8.3.7.1 the recording of the name;
 - 8.3.7.2 the front-end loading of the Digital Recorded Announcement Machine (DRAM) in each TOPS switch.
- 8.3.8 Operator Call Processing customized branding uses:
 - 8.3.8.1 the recording of the name;
 - 8.3.8.2 the front-end loading of the DRAM in the TOPS Switch;
 - 8.3.8.3 the back-end loading in the audio units in the Automated Alternate Billing System (AABS) in the Interactive Voice Subsystem (IVS);
 - 8.3.8.4 the 0- automation loading for the audio units in the Enhanced Billing and Access Service (EBAS) in the Network Applications Vehicle (NAV).
- 8.3.8 BellSouth will provide to Frankfort Plant Board purchasing local BellSouth switching and reselling BellSouth local exchange service, selective routing of calls to a requested directory assistance services platform or operator services platform. Frankfort Plant Board end users may use the same dialing arrangements as BellSouth end users, but obtain a Frankfort Plant Board branded service.

8.4 **Directory Assistance Database Service (DADS)**

- 8.4.1 BellSouth shall make its Directory Assistance Database Service (DADS) available solely for the expressed purpose of providing Directory Assistance type services to Frankfort Plant Board end users. The term "end user" denotes any entity which obtains Directory Assistance type services for its own use from a DADS customer. Directory Assistance type service is defined as Voice Directory Assistance (DA Operator assisted and Electronic Directory Assistance (Data System assisted)). Frankfort Plant Board agrees that DADS will not be used for any purpose which violates federal or state laws, statutes, regulatory orders or tariffs. Except for the permitted users, Frankfort Plant Board agrees not to disclose DADS to others and shall provide due care in providing for the

security and confidentiality of DADS. Further, Frankfort Plant Board authorizes the inclusion of Frankfort Plant Board Directory Assistance listings in the BellSouth Directory Assistance products.

- 8.4.2 BellSouth shall provide Frankfort Plant Board initially with a base file of subscriber listings which reflect all listing change activity occurring since Frankfort Plant Board's most recent update via magnetic tape, and subsequently using electronic connectivity such as Network Data Mover to be developed mutually by Frankfort Plant Board and BellSouth. Frankfort Plant Board agrees to assume the costs associated with CONNECT: Direct™ connectivity, which will vary depending upon volume and mileage.
- 8.4.3 BellSouth will require approximately one month after receiving an order to prepare the Base File. BellSouth will provide daily updates which will reflect all listing change activity occurring since Frankfort Plant Board's most recent update. BellSouth shall provide updates to Frankfort Plant Board on a Business, Residence, or combined Business and Residence basis. Frankfort Plant Board agrees that the updates shall be used solely to keep the information current. Delivery of Daily Updates will commence the day after Frankfort Plant Board receives the Base File.
- 8.4.4 BellSouth is authorized to include Frankfort Plant Board Directory Assistance Listing Information in its DADS. Any other use by BellSouth of Frankfort Plant Board Directory Assistance Listing Information is not authorized and with the exception of a request for DADS, BellSouth shall refer any request for such information to Frankfort Plant Board.
- 8.4.5 Rates for DADS are as set forth in this Attachment.
- 8.5 **Direct Access to Directory Assistance Service (DADAS)**
- 8.5.1 Direct Access to Directory Assistance Service (DADAS) will provide Frankfort Plant Board's directory assistance operators with the ability to search all available BellSouth subscriber listings using the Directory Assistance search format. Subscription to DADAS will allow Frankfort Plant Board to utilize its own switch, operator workstations and optional audio subsystems.
- 8.5.2 BellSouth will provide DADAS from its DA location. Frankfort Plant Board will access the DADAS system via a telephone company provided point of availability. Frankfort Plant Board has the responsibility of providing the physical links required to connect to the point of availability. These facilities may be purchased from the telephone company as rates and charges billed separately from the charges associated with this offering.

- 8.5.3 A specified interface to each Frankfort Plant Board subsystem will be provided by BellSouth. Interconnection between Frankfort Plant Board's system and a specified BellSouth location will be pursuant to the use of Frankfort Plant Board owned or Frankfort Plant Board leased facilities and shall be appropriate sized based upon the volume of queries being generated by Frankfort Plant Board.
- 8.5.4 The specifications for the three interfaces necessary for interconnection are available in the following documents:
 - 8.5.4.1 DADAS to Subscriber Operator Position System—Northern Telecom Document CSI-2300-07; Universal Gateway/ Position Message Interface Format Specification;
 - 8.5.4.2 DADAS to Subscriber Switch—Northern Telecom Document Q210-1 Version A107; NTDMS/CCIDAS System Application Protocol; and AT&T Document 250-900-535 Operator Services Position System Listing Service and Application Call Processing Data Link Interface Specification;
 - 8.5.4.3 DADAS to Audio Subsystem (Optional)—Directory One Call Control to Audio Response Unit system interface specifications are available through Northern Telecom as a licensed access protocol—Northern Telecom Document 355-004424 and Gateway/Interactive Voice subsystem Protocol Specification.
- 8.5.5 Rates for DADAS are as set forth in this Attachment.

8.6 **Automatic Location Identification/Data Management System (ALI/DMS)**

8.6.1 Definition

The ALI/DMS Database contains end user information (including name, address, telephone information, and sometimes special information from the local service provider or end user) used to determine to which Public Safety Answering Point (PSAP) to route the call. The ALI/DMS database is used to provide more routing flexibility for E911 calls than Basic 911. BellSouth shall provide the Emergency Services Database in accordance with the following:

8.6.2 Technical Requirements

- 8.6.2.1 BellSouth shall offer Frankfort Plant Board a data link to the ALI/DMS database or permit Frankfort Plant Board to provide its own data link to the ALI/DMS database. BellSouth shall provide error reports from the ALI/DMS database to Frankfort Plant Board immediately after Frankfort Plant Board inputs information into the ALI/DMS database. Alternately, Frankfort Plant Board may utilize BellSouth, to enter end user information

into the data base on a demand basis, and validate end user information on a demand basis.

8.6.2.2 The ALI/DMS database shall contain the following end user information:

8.6.2.2.1 Name;

8.6.2.2.2 Address;

8.6.2.2.3 Telephone number; and

8.6.2.2.4 Other information as appropriate (e.g., whether a end user is blind or deaf or has another disability).

8.6.2.3 When BellSouth is responsible for administering the ALI/DMS database in its entirety, ported number NXXs entries for the ported numbers should be maintained unless Frankfort Plant Board requests otherwise and shall be updated if Frankfort Plant Board requests, provided Frankfort Plant Board supplies BellSouth with the updates.

8.6.2.4 When Remote Call Forwarding (RCF) is used to provide number portability to the local end user and a remark or other appropriate field information is available in the database, the shadow or "forwarded-to" number and an indication that the number is ported shall be added to the customer record.

8.6.2.5 If BellSouth is responsible for configuring PSAP features (for cases when the PSAP or BellSouth supports an ISDN interface) it shall ensure that CLASS Automatic Recall (Call Return) is not used to call back to the ported number. Although BellSouth currently does not have ISDN interface, BellSouth agrees to comply with this requirement once ISDN interfaces are in place.

8.6.3 Interface Requirements

The interface between the E911 Switch or Tandem and the ALI/DMS database for Frankfort Plant Board end users shall meet industry standards.

8.7 **Directory Assistance Database**

BellSouth shall make its directory assistance database available to Frankfort Plant Board in order to allow Frankfort Plant Board to provide its end users with the same directory assistance telecommunications services BellSouth provides to BellSouth end users. BellSouth shall provide Frankfort Plant Board with an initial feed via magnetic tape and daily update initially via magnetic tape and subsequently via an electronic gateway to be developed mutually by Frankfort Plant Board and BellSouth of end user address and number changes. Directory Assistance Services

must provide both the ported and Frankfort Plant Board telephone numbers to the extent available in BellSouth's database assigned to an end user. Privacy indicators must be properly identified to assure the non-published numbers are accurately identified.

8.8 Rates

The prices that Frankfort Plant Board shall pay to BellSouth for Network Elements and Other Services are set forth in Exhibit C to this Attachment.

9. Calling Name (CNAM) Database Service

All of the negotiated rates, terms and conditions set forth in this Section pertain to the provision of CNAM.

- 9.1 The Agreement for Calling Name (CNAM) with standard pricing is included as Exhibit B to this Attachment. Frankfort Plant Board must provide to its account manager a written request with a requested activation date to activate this service. If Frankfort Plant Board is interested in requesting CNAM with volume and term pricing, Frankfort Plant Board must contact its account manager to request a separate CNAM volume and term Agreement.
- 9.2 SCPs/Databases shall be equal to or better than all of the requirements for SCPs/Databases set forth in the following technical references:
 - 9.2.1 GR-246-CORE, Bell Communications Research Specification of Signaling System Number 7, ISSUE 1 (Telcordia (formerly BellCore), December 1994);
 - 9.2.2 GR-1432-CORE, CCS Network Interface Specification (CCSNIS) Supporting Signaling Connection Control Part (SCCP) and Transaction Capabilities Application Part (TCAP). (Telcordia (formerly BellCore), March 1994);
 - 9.2.3 GR-954-CORE, CCS Network Interface Specification (CCSNIS) Supporting Line Information Database (LIDB) Service 6, Issue 1, Rev. 1 (Telcordia (formerly BellCore), October 1995);
 - 9.2.4 GR-1149-CORE, OSSGR Section 10: System Interfaces, Issue 1 (Telcordia (formerly BellCore), October 1995) (Replaces TR-NWT-001149);

- 9.2.5 Telcordia (formerly BellCore) GR-1158-CORE, OSSGR Section 22.3: Line Information Database 6, Issue (Telcordia (formerly BellCore), October 1995);
- 9.2.6 Telcordia (formerly BellCore) GR-1428-CORE, CCS Network Interface Specification (CCSNIS) Supporting Toll Free Service (Telcordia (formerly BellCore), May 1995); and
- 9.2.7 BOC Notes on BellSouth Networks, SR-TSV-002275, ISSUE 2, (Telcordia (formerly BellCore), April 1994).

9.3 **Service Creation Environment and Service Management System (SCE/SMS) Advanced Intelligent Network (AIN) Access**

- 9.3.1 BellSouth's Service Creation Environment and Service Management System (SCE/SMS) Advanced Intelligent Network (AIN) Access shall provide Frankfort Plant Board the capability that will allow Frankfort Plant Board and other third parties to create service applications in a BellSouth Service Creation Environment and deploy those applications in a BellSouth SMS to a BellSouth SCP. The third party service applications interact with AIN triggers provisioned on a BellSouth SSP.
- 9.3.2 BellSouth's SCE/SMS AIN Access shall provide access to SCE hardware, software, testing and technical support (e.g., help desk, system administrator) resources available to Frankfort Plant Board. Scheduling procedures shall provide Frankfort Plant Board equivalent priority to these resources.
- 9.3.3 BellSouth SCP shall partition and protect Frankfort Plant Board service logic and data from unauthorized access, execution or other types of compromise.
- 9.3.4 When Frankfort Plant Board selects SCE/SMS AIN Access, BellSouth shall provide training, documentation, and technical support to enable Frankfort Plant Board to use BellSouth's SCE/SMS AIN Access to create and administer applications. Training, documentation, and technical support will address use of SCE and SMS access and administrative functions, but will not include support for the creation of a specific service application.
- 9.3.5 When Frankfort Plant Board selects SCE/SMS AIN Access, BellSouth shall provide for a secure, controlled access environment in association with its internal use of AIN components. Frankfort Plant Board access will be provided via remote data connection (e.g., dial-in, ISDN).

9.3.6 When Frankfort Plant Board selects SCE/SMS AIN Access, BellSouth shall allow Frankfort Plant Board to download data forms and/or tables to BellSouth SCP via BellSouth SMS without intervention from BellSouth (e.g., service customization and end user subscription).

9.4 **Rates**

The prices that Frankfort Plant Board shall pay to BellSouth for Network Elements and Other Services are set forth in Exhibit C to this Attachment.

10. **Basic 911 and E911**

All of the negotiated terms and conditions set forth in this Section pertain to the provision of Basic 911 and E911.

If Frankfort Plant Board orders network elements and other services, then Frankfort Plant Board is also responsible for providing E911 to its end users. BellSouth agrees to offer access to the 911/E911 network pursuant to the following terms and conditions set forth in this Attachment.

10.1 Definition

Basic 911 and E911 is an additional requirement that provides a caller access to the applicable emergency service bureau by dialing a 3-digit universal telephone number (911).

10.2 Requirements

10.2.1 Basic 911 Service Provisioning. For Basic 911 service, BellSouth will provide to Frankfort Plant Board a list consisting of each municipality that subscribes to Basic 911 service. The list will also provide, if known, the E911 conversion date for each municipality and, for network routing purposes, a ten-digit directory number representing the appropriate emergency answering position for each municipality subscribing to 911. Frankfort Plant Board will be required to arrange to accept 911 calls from its end users in municipalities that subscribe to Basic 911 service and translate the 911 call to the appropriate 10-digit directory number as stated on the list provided by BellSouth. Frankfort Plant Board will be required to route that call to BellSouth at the appropriate tandem or end office. When a municipality converts to E911 service, Frankfort Plant Board will be required to discontinue the Basic 911 procedures and begin using E911 procedures.

10.2.2 E911 Service Provisioning. For E911 service, Frankfort Plant Board will be required to install a minimum of two dedicated trunks originating from

the Frankfort Plant Board serving wire center and terminating to the appropriate E911 tandem. The dedicated trunks shall be, at a minimum, DS-0 level trunks configured either as a 2-wire analog interface or as part of a digital (1.544 Mb/s) interface. Either configuration shall use CAMA-type signaling with multifrequency ("MF") pulsing that will deliver automatic number identification ("ANI") with the voice portion of the call. If the user interface is digital, MF pulses, as well as other AC signals, shall be encoded per the u-255 Law convention. Frankfort Plant Board will be required to provide BellSouth daily updates to the E911 database. Frankfort Plant Board will be required to forward 911 calls to the appropriate E911 tandem, along with ANI, based upon the current E911 end office to tandem homing arrangement as provided by BellSouth. If the E911 tandem trunks are not available, Frankfort Plant Board will be required to route the call to a designated 7-digit local number residing in the appropriate Public Service Answering Point ("PSAP"). This call will be transported over BellSouth's interoffice network and will not carry the ANI of the calling party. Frankfort Plant Board shall be responsible for providing BellSouth with complete and accurate data for submission to the 911/E911 database for the purpose of providing 911/E911 to its end users.

- 10.3 Rates Charges for 911/E911 service are borne by the municipality purchasing the service. BellSouth will impose no charge on Frankfort Plant Board beyond applicable charges for BellSouth trunking arrangements.
- 10.4 Basic 911 and E911 functions provided to Frankfort Plant Board shall be at least at parity with the support and services that BellSouth provides to its end users for such similar functionality.
- 10.5 Detailed Practices and Procedures The detailed practices and procedures contained in the E911 Local Exchange Carrier Guide For Facility-Based Providers as amended from time to time during the term of this Agreement will determine the appropriate practices and procedures for BellSouth and Frankfort Plant Board to follow in providing 911/E911 services.

EXHIBIT A

**LINE INFORMATION DATA BASE (LIDB)
STORAGE AGREEMENT**

I. SCOPE

- A. This Agreement sets forth the terms and conditions pursuant to which BellSouth agrees to store in its LIDB certain information at the request of Frankfort Plant Board and pursuant to which BellSouth, its LIDB customers and Frankfort Plant Board shall have access to such information. Frankfort Plant Board understands that BellSouth provides access to information in its LIDB to various telecommunications service providers pursuant to applicable tariffs and agrees that information stored at the request of Frankfort Plant Board, pursuant to this Agreement, shall be available to those telecommunications service providers. The terms and conditions contained in the attached Addendum(s) are hereby made a part of this Agreement as if fully incorporated herein.
- B. LIDB is accessed for the following purposes:
1. Billed Number Screening
 2. Calling Card Validation
 3. Fraud Control
- C. BellSouth will provide seven days per week, 24-hours per day, fraud monitoring on Calling Cards, bill-to-third and collect calls made to numbers in BellSouth's LIDB, provided that such information is included in the LIDB query. BellSouth will establish fraud alert thresholds and will notify Frankfort Plant Board of fraud alerts so that Frankfort Plant Board may take action it deems appropriate. Frankfort Plant Board understands and agrees BellSouth will administer all data stored in the LIDB, including the data provided by Frankfort Plant Board pursuant to this Agreement, in the same manner as BellSouth's data for BellSouth's end user customers. BellSouth shall not be responsible to Frankfort Plant Board for any lost revenue which may result from BellSouth's administration of the LIDB pursuant to its established practices and procedures as they exist and as they may be changed by BellSouth in its sole discretion from time to time.

Frankfort Plant Board understands that BellSouth currently has in effect numerous billing and collection agreements with various interexchange carriers and billing clearing houses. Frankfort Plant Board further understands that these billing and collection customers of BellSouth query BellSouth's LIDB to determine whether to accept various billing options from end users. Additionally, Frankfort Plant Board understands that presently BellSouth has no method to differentiate between BellSouth's own billing and line data in the LIDB and such data which it includes in the LIDB on Frankfort Plant Board's behalf pursuant to this Agreement. Therefore, until such time

as BellSouth can and does implement in its LIDB and its supporting systems the means to differentiate Frankfort Plant Board's data from BellSouth's data and the Parties to this Agreement execute appropriate amendments hereto, the following terms and conditions shall apply:

- (a) Frankfort Plant Board agrees that it will accept responsibility for telecommunications services billed by BellSouth for its billing and collection customers for Frankfort Plant Board's end user accounts which are resident in LIDB pursuant to this Agreement. Frankfort Plant Board authorizes BellSouth to place such charges on Frankfort Plant Board's bill from BellSouth and agrees that it shall pay all such charges. Charges for which Frankfort Plant Board hereby takes responsibility include, but are not limited to, collect and third number calls.
- (b) Charges for such services shall appear on a separate BellSouth bill page identified with the name of the entity for which BellSouth is billing the charge.
- (c) Frankfort Plant Board shall have the responsibility to render a billing statement to its end users for these charges, but Frankfort Plant Board's obligation to pay BellSouth for the charges billed shall be independent of whether Frankfort Plant Board is able or not to collect from Frankfort Plant Board's end users.
- (d) BellSouth shall not become involved in any disputes between Frankfort Plant Board and the entities for which BellSouth performs billing and collection. BellSouth will not issue adjustments for charges billed on behalf of an entity to Frankfort Plant Board. It shall be the responsibility of Frankfort Plant Board and the other entity to negotiate and arrange for any appropriate adjustments.

II. TERM

This Agreement will be effective as of _____, and will continue in effect for one year, and thereafter may be continued until terminated by either Party upon thirty (30) days written notice to the other Party.

III. FEES FOR SERVICE AND TAXES

- A. Frankfort Plant Board will not be charged a fee for storage services provided by BellSouth to Frankfort Plant Board, as described in Section I of this Agreement.
- B. Sales, use and all other taxes (excluding taxes on BellSouth's income) determined by BellSouth or any taxing authority to be due to any federal,

state or local taxing jurisdiction with respect to the provision of the service set forth herein will be paid by Frankfort Plant Board. Frankfort Plant Board shall have the right to have BellSouth contest with the imposing jurisdiction, at Frankfort Plant Board's expense, any such taxes that Frankfort Plant Board deems are improperly levied.

IV. INDEMNIFICATION

To the extent not prohibited by law, each Party will indemnify the other and hold the other harmless against any loss, cost, claim, injury, or liability relating to or arising out of negligence or willful misconduct by the indemnifying Party or its agents or contractors in connection with the indemnifying Party's provision of services, provided, however, that any indemnity for any loss, cost, claim, injury or liability arising out of or relating to errors or omissions in the provision of services under this Agreement shall be limited as otherwise specified in this Agreement. The indemnifying Party under this Section agrees to defend any suit brought against the other Party for any such loss, cost, claim, injury or liability. The indemnified Party agrees to notify the other Party promptly, in writing, of any written claims, lawsuits, or demands for which the other Party is responsible under this Section and to cooperate in every reasonable way to facilitate defense or settlement of claims. The indemnifying Party shall not be liable under this Section for settlement by the indemnified Party of any claim, lawsuit, or demand unless the defense of the claim, lawsuit, or demand has been tendered to it in writing and the indemnifying Party has unreasonably failed to assume such defense.

V. LIMITATION OF LIABILITY

Neither Party shall be liable to the other Party for any lost profits or revenues or for any indirect, incidental or consequential damages incurred by the other Party arising from this Agreement or the services performed or not performed hereunder, regardless of the cause of such loss or damage.

VI. MISCELLANEOUS

- A. It is understood and agreed to by the Parties that BellSouth may provide similar services to other companies.

- B. All terms, conditions and operations under this Agreement shall be performed in accordance with, and subject to, all applicable local, state or federal legal and regulatory tariffs, rulings, and other requirements of the federal courts, the U. S. Department of Justice and state and federal regulatory agencies. Nothing in this Agreement shall be construed to cause either Party to violate any such legal or regulatory requirement and either Party's obligation to perform shall be subject to all such requirements.

- C. Frankfort Plant Board agrees to submit to BellSouth all advertising, sales promotion, press releases, and other publicity matters relating to this Agreement wherein BellSouth's corporate or trade names, logos, trademarks or service marks or those of BellSouth's affiliated companies are mentioned or language from which the connection of said names or trademarks therewith may be inferred or implied; and Frankfort Plant Board further agrees not to publish or use advertising, sales promotions, press releases, or publicity matters without BellSouth's prior written approval.
- D. This Agreement constitutes the entire Agreement between Frankfort Plant Board and BellSouth which supersedes all prior Agreements or contracts, oral or written representations, statements, negotiations, understandings, proposals and undertakings with respect to the subject matter hereof.
- E. Except as expressly provided in this Agreement, if any part of this Agreement is held or construed to be invalid or unenforceable, the validity of any other Section of this Agreement shall remain in full force and effect to the extent permissible or appropriate in furtherance of the intent of this Agreement.
- F. Neither Party shall be held liable for any delay or failure in performance of any part of this Agreement for any cause beyond its control and without its fault or negligence, such as acts of God, acts of civil or military authority, government regulations, embargoes, epidemics, war, terrorist acts, riots, insurrections, fires, explosions, earthquakes, nuclear accidents, floods, strikes, power blackouts, volcanic action, other major environmental disturbances, unusually severe weather conditions, inability to secure products or services of other persons or transportation facilities, or acts or omissions of transportation common carriers.
- G. This Agreement shall be deemed to be a contract made under the laws of the applicable state, and the construction, interpretation and performance of this Agreement and all transactions hereunder shall be governed by the domestic law of such State.

**FACILITIES BASED ADDENDUM
TO LINE INFORMATION DATA BASE (LIDB)
STORAGE AGREEMENT**

This is a Facilities Based Addendum to the Line Information Data Base Storage Agreement dated _____, 2000, between BellSouth Telecommunications, Inc., ("BellSouth"), and _____ ("Frankfort Plant Board"), effective the _____ day of _____, 2000.

I. GENERAL

This Addendum sets forth the terms and conditions for Frankfort Plant Board's provision of billing number information to BellSouth for inclusion in BellSouth's LIDB. BellSouth will store in its LIDB the billing number information provided by Frankfort Plant Board, and BellSouth will provide responses to on-line, call-by-call queries to this information for purposes specified in Section I.B. of the Agreement.

II. DEFINITIONS

- A. Billing number - a number that Frankfort Plant Board creates for the purpose of identifying an account liable for charges. This number may be a line or a special billing number.
- B. Line number - a ten digit number that identifies a telephone line administered by Frankfort Plant Board.
- C. Special billing number - a ten digit number that identifies a billing account established by Frankfort Plant Board.
- D. Calling Card number - a billing number plus PIN number.
- E. PIN number - a four digit security code assigned by Frankfort Plant Board which is added to a billing number to compose a fourteen digit calling card number.
- F. Toll billing exception indicator - associated with a billing number to indicate that it is considered invalid for billing of collect calls or third number calls or both, by Frankfort Plant Board.
- G. Billed Number Screening - refers to the activity of determining whether a toll billing exception indicator is present for a particular billing number.

- H. Calling Card Validation - refers to the activity of determining whether a particular calling card number exists as stated or otherwise provided by a caller.
- I. Billing number information - information about billing number, Calling Card number and toll billing exception indicator provided to BellSouth by Frankfort Plant Board.

III. RESPONSIBILITIES OF PARTIES

- A. Frankfort Plant Board will provide its billing number information to BellSouth's LIDB each business day by a method that has been mutually agreed upon by both Parties.
- B. BellSouth will store in its LIDB the billing number information provided by Frankfort Plant Board. Under normal operating conditions, BellSouth shall include Frankfort Plant Board's billing number information in its LIDB no later than two business days following BellSouth's receipt of such billing number information, provided that BellSouth shall not be held responsible for any delay or failure in performance to the extent such delay or failure is caused by circumstances or conditions beyond BellSouth's reasonable control. BellSouth will store in its LIDB an unlimited volume of Frankfort Plant Board's working telephone numbers.
- C. BellSouth will provide responses to on-line, call-by-call queries to the stored information for the specific purposes listed in the next paragraph.
- D. BellSouth is authorized to use the billing number information provided by Frankfort Plant Board to perform the following functions for authorized users on an on-line basis:
 - 1. Validate a 14 digit Calling Card number where the first 10 digits are a line number or special billing number assigned by Frankfort Plant Board, and where the last four digits (PIN) are a security code assigned by Frankfort Plant Board.
 - 2. Determine whether Frankfort Plant Board or the subscriber has identified the billing number as one which should not be billed for collect or third number calls, or both.
- E. Frankfort Plant Board will provide its own billing number information to BellSouth for storage and to be used for Billed Number Screening and Calling Card Validation. Frankfort Plant Board will arrange and pay for transport of updates to BellSouth.

4. COMPLIANCE

Unless expressly authorized in writing by Frankfort Plant Board, all billing number information provided pursuant to this Addendum shall be used for no purposes other than those set forth in this Addendum.

EXHIBIT B

CALLING NAME DELIVERY (CNAM) DATABASE SERVICES

1. Definitions

For the purpose of this Attachment, the following terms shall be defined as:

CALLING NAME DELIVERY DATABASE SERVICE (CNAM) - The ability to associate a name with the calling party number, allowing the end user subscriber (to which a call is being terminated) to view the calling party's name before the call is answered. This service also provides Frankfort Plant Board the opportunity to load and store its subscriber names in the BellSouth CNAM SCPs.

CALLING PARTY NUMBER (CPN) - The number of the calling party that is delivered to the terminating switch using common channel signaling system 7 (CCS7) technology, and that is contained in the Initial Address Message (IAM) portion of the CCS7 call setup.

COMMON CHANNEL SIGNALING SYSTEM 7 (CCS7) - A network signaling technology in which all signaling information between two or more nodes is transmitted over high-speed data links, rather than over voice circuits.

SERVICE CONTROL POINTs (SCPs) - The real-time data base systems that contain the names to be provided in response to queries received from CNAM SSPs.

SERVICE MANAGEMENT SYSTEM (SMS) - The main operations support system of CNAM DATABASE SERVICE. CNAM records are loaded into the SMS, which in turn downloads into the CNAM SCP.

SERVICE SWITCHING POINTs (SSPs) - Features of computerized switches in the telephone network that determine that a terminating line has subscribed to CNAM service, and then communicate with CNAM SCPs in order to provide the name associated with the calling party number.

SUBSYSTEM NUMBER (SSN) - The address used in the Signaling Connection Control Part (SCCP) layer of the SS7 protocol to designate an application at an end signaling point. A SSN for CNAM at the end office designates the CNAM application within the end office. BellSouth uses the CNAM SSN of 232.

2. Attachment

2.1 This Attachment contains the terms and conditions where BellSouth will provide to Frankfort Plant Board access to the BellSouth CNAM SCP for query or record storage purposes.

2.1 Frankfort Plant Board shall submit to BellSouth a notice of its intent to access and utilize BellSouth CNAM Database Services pursuant to the terms and conditions of this Attachment. Said notice shall be in writing, no less than 60 days prior to Frankfort Plant Board's access to BellSouth's CNAM Database Services and shall be addressed to Frankfort Plant Board's Account Manager.

3. Physical Connection and Compensation

3.1 BellSouth's provision of CNAM Database Services to Frankfort Plant Board requires interconnection from Frankfort Plant Board to BellSouth CNAM Service Control Points (SCPs). Such interconnections shall be established pursuant to Attachment 3 of this Agreement. The appropriate charge for access to and use of the BellSouth CNAM Database service shall be as set forth in this Attachment.

3.2 In order to formulate a CNAM query to be sent to the BellSouth CNAM SCP, Frankfort Plant Board shall provide its own CNAM SSP. Frankfort Plant Board's CNAM SSPs must be compliant with TR-NWT-001188, "CLASS Calling Name Delivery Generic Requirements".

3.3 If Frankfort Plant Board elects to access the BellSouth CNAM SCP via a third party CCS7 transport provider, the third party CCS7 provider shall interconnect with the BellSouth CCS7 network according to BellSouth's Common Channel Signaling Interconnection Guidelines and Telcordia (formerly BellCore)'s CCS Network Interface Specification document, TR-TSV-000905. In addition, the third party provider shall establish CCS7 interconnection at the BellSouth Local Signal Transfer Points (LSTPs) serving the BellSouth CNAM SCPs that Frankfort Plant Board desires to query.

3.4 **Out-Of-Region Customers**
If the customer queries the BellSouth CNAM SCP via a third party national SS7 transport provider, the third party SS7 provider shall interconnect with the BellSouth CCS7 network according to BellSouth's Common Channel Signaling Interconnection Guidelines and Telcordia's (formerly BellCore's) CCS Network Interface Specification document, TR-TSV-000905. In addition, the third party provider shall establish SS7 interconnection at one or more of the BellSouth Gateway Signal Transfer Points (STPs). The payment of all costs associated with the transport of SS7 signals via a third party will be established by mutual agreement of the Parties in writing and shall, by this reference become an integral part of this Agreement.

4. CNAM Record Initial Load and Updates

- 4.1 The mechanism to be used by Frankfort Plant Board for initial CNAM record load and/or updates shall be determined by mutual agreement. The initial load and all updates shall be provided by Frankfort Plant Board in the BellSouth specified format and shall contain records for every working telephone number that can originate phone calls. It is the responsibility of Frankfort Plant Board to provide accurate information to BellSouth on a current basis.
- 4.2 Updates to the SMS shall occur no less than once a week, reflect service order activity affecting either name or telephone number, and involve only record additions, deletions or changes.
- 4.3 Frankfort Plant Board CNAM records provided for storage in the BellSouth CNAM SCP shall be available, on a SCP query basis only, to all Parties querying the BellSouth CNAM SCP. Further, CNAM service shall be provided by each Party consistent with state and/or federal regulation.

BELLSOUTH/FRANKFORT PLANT BOARD RATES
NETWORK ELEMENTS AND OTHER SERVICES

DESCRIPTION	USOC	KY
NIDs		
NID (all types), per month	UNDAX	\$1.80
Installation of 2-Wire/4Wire CLEC NID	UNDAX	
NRC - 1st	UNDAX	NA
NRC - Add'l	UNDAX	NA
NID to NID Cross Connect, 2-Wire or 4-Wire, NRC	UNDC2	NA
NID per 2-Wire Analog VG Loop, Per Month	UNDAX	NA
NRC - 1st	UNDAX	NA
NRC - Add'l	UNDAX	NA
NRC - Disconnect Charge - 1st	UNDAX	NA
NRC - Disconnect Charge - Add'l	UNDAX	NA
NRC - Incremental Charge - Manual Service Order - 1st	SOMAN	NA
NRC - Incremental Charge - Manual Service Order - Add'l	SOMAN	NA
NRC - Incremental Charge - Manual Service Order - Disconnect	SOMAN	NA
NID per 4-Wire Analog VG Loop, Per Month	UNDAX	NA
NRC - 1st	UNDAX	NA
NRC - Add'l	UNDAX	NA
NRC - Disconnect Charge - 1st	UNDAX	NA
NRC - Disconnect Charge - Add'l	UNDAX	NA
NRC - Incremental Charge - Manual Service Order - 1st	SOMAN	NA
NRC - Incremental Charge - Manual Service Order - Add'l	SOMAN	NA
NRC - Incremental Charge - Manual Service Order - Disconnect	SOMAN	NA
NID per 2-Wire ISDN Digital VG Loop, Per Month	UNDAX	NA
NRC - 1st	UNDAX	NA
NRC - Add'l	UNDAX	NA
NRC - Disconnect Charge - 1st	UNDAX	NA
NRC - Disconnect Charge - Add'l	UNDAX	NA
NRC - Incremental Charge - Manual Service Order - 1st	SOMAN	NA
NRC - Incremental Charge - Manual Service Order - Add'l	SOMAN	NA
NRC - Incremental Charge - Manual Service Order - Disconnect	SOMAN	NA
NID per 2-Wire Asymmetrical Dig Subscriber Line (ADSL) Loop, Per Mo.	UNDAX	NA
NRC - 1st	UNDAX	NA
NRC - Add'l	UNDAX	NA
NRC - Disconnect Charge - 1st	UNDAX	NA
NRC - Disconnect Charge - Add'l	UNDAX	NA
NRC - Incremental Charge - Manual Service Order - 1st	SOMAN	NA
NRC - Incremental Charge - Manual Service Order - Add'l	SOMAN	NA
NRC - Incremental Charge - Manual Service Order - Disconnect	SOMAN	NA
NID per 2-Wire High Bit Rate Dig Subscriber Line (HDSL) Loop	UNDAX	NA
NRC - 1st	UNDAX	NA
NRC - Add'l	UNDAX	NA
NRC - Disconnect Charge - 1st	UNDAX	NA
NRC - Disconnect Charge - Add'l	UNDAX	NA
NRC - Incremental Charge - Manual Service Order - 1st	SOMAN	NA
NRC - Incremental Charge - Manual Service Order - Add'l	SOMAN	NA
NRC - Incremental Charge - Manual Service Order - Disconnect	SOMAN	NA
NID per 4-Wire High Bit Rate Dig Subscriber Line (HDSL) Loop	UNDAX	NA
NRC - 1st	UNDAX	NA
NRC - Add'l	UNDAX	NA
NRC - Disconnect Charge - 1st	UNDAX	NA
NRC - Disconnect Charge - Add'l	UNDAX	NA
NRC - Incremental Charge - Manual Service Order - 1st	SOMAN	NA
NRC - Incremental Charge - Manual Service Order - Add'l	SOMAN	NA
NRC - Incremental Charge - Manual Service Order - Disconnect	SOMAN	NA
NID per 4-Wire 56 Kbps Dig Grade Loop	UNDAX	NA
NRC - 1st	UNDAX	NA
NRC - Add'l	UNDAX	NA
NRC - Disconnect Charge - 1st	UNDAX	NA
NRC - Disconnect Charge - Add'l	UNDAX	NA
NRC - Incremental Charge - Manual Service Order - 1st	SOMAN	NA
NRC - Incremental Charge - Manual Service Order - Add'l	SOMAN	NA
NRC - Incremental Charge - Manual Service Order - Disconnect	SOMAN	NA
NID per 4-Wire 64 Kbps Dig Grade Loop	UNDAX	NA
NRC - 1st	UNDAX	NA
NRC - Add'l	UNDAX	NA
NRC - Disconnect Charge - 1st	UNDAX	NA
NRC - Disconnect Charge - Add'l	UNDAX	NA
NRC - Incremental Charge - Manual Svc Ord - 1st	SOMAN	NA
NRC - Incremental Charge - Manual Svc Ord - Add'l	SOMAN	NA
NRC - Incremental Charge - Manual Svc Ord - Disconnect	SOMAN	NA

BELLSOUTH/FRANKFORT PLANT BOARD RATES
NETWORK ELEMENTS AND OTHER SERVICES

DESCRIPTION	USOC	KY
NID per 2-Wire Unbundled Copper Loop, per month	UNDAX	\$1.55
NRC - 1st	UNDAX	\$5.60
NRC - Add'l	UNDAX	\$5.60
NRC - Disconnect Charge - 1st	UNDAX	NA
NRC - Disconnect Charge - Add'l	UNDAX	NA
NRC - Incremental Charge - Manual Svc. Ord - 1st	SOMAN	\$47.00
NRC - Incremental Charge - Manual Svc. Ord - Add'l	SOMAN	\$21.00
NRC - Incremental Charge - Manual Svc. Ord. - Disconnect	SOMAN	NA
Nonrecurring Charge - customer transfer, feature additions, changes (1)		NA
LOOP, EXCLUDING NID		
2-Wire Analog VG Loop (Standard), per month	TBD	\$18.20
NRC - 1st		\$86.08
NRC - Add'l		\$58.57
2-Wire Analog VG Loop (Customized), per month	TBD	\$21.41
NRC - 1st		\$236.75
NRC - Add'l		\$177.10
4-Wire Analog VG Loop (Standard), per month	TBD	\$26.38
NRC - 1st		\$457.14
NRC - Add'l		\$348.83
2-Wire ISDN Digital Grade Loop (Standard), per month	TBD	\$29.65
NRC - 1st		\$541.28
NRC - Add'l		\$431.61
2-Wire ADSL Loop (Standard), per month	TBD	\$10.63
NRC - 1st		\$713.50
NRC - Add'l		\$609.44
2-Wire HDSL Loop (Standard), per month	TBD	\$7.40
NRC - 1st		\$713.50
NRC - Add'l		\$609.44
4-Wire HDSL Loop (Standard), per month	TBD	\$9.70
NRC - 1st		\$748.93
NRC - Add'l		\$646.17
LOOP, INCLUDING NID		
2-Wire Analog VG Loop, per month	UEAL2	NA
NRC - 1st	UEAL2	NA
NRC - Add'l	UEAL2	NA
NRC - Incremental Charge - Order Coordination - Time Specific (per LSR)	OCOSL	NA
2-Wire Analog VG Loop-SL1, per month	UEAL2	NA
NRC - 1st	UEAL2	NA
NRC - Add'l	UEAL2	NA
NRC - Disconnect Charge - 1st	UEAL2	NA
NRC - Disconnect Charge - Add'l	UEAL2	NA
NRC - Incremental Charge - Manual Service Order - 1st	SOMAN	NA
NRC - Incremental Charge - Manual Service Order - Add'l	SOMAN	NA
NRC - Incremental Charge - Manual Service Order - Disconnect	SOMAN	NA
NRC - Loop Make-Up	UEANM	TBD
2-Wire Analog VG Loop-SL2 w/loop or ground start signaling, per month	UEAL2	NA
NRC - 1st	UEAL2	NA
NRC - Add'l	UEAL2	NA
NRC - Disconnect Charge - 1st	UEAL2	NA
NRC - Disconnect Charge - Add'l	UEAL2	NA
NRC - Incremental Charge - Manual Service Order - 1st	SOMAN	NA
NRC - Incremental Charge - Manual Service Order - Add'l	SOMAN	NA
NRC - Incremental Charge - Manual Service Order - Disconnect	SOMAN	NA
NRC - Incremental Charge - Order Coordination - Time Specific (per LSR)	OCOSL	NA
2-Wire Analog VG Loop-SL2 w/ reverse battery signaling, per month	UEAR2	NA
NRC - 1st	UEAR2	NA
NRC - Add'l	UEAR2	NA
NRC - Disconnect Charge - 1st	UEAR2	NA
NRC - Disconnect Charge - Add'l	UEAR2	NA
NRC - Incremental Charge - Manual Service Order - 1st	SOMAN	NA
NRC - Incremental Charge - Manual Service Order - Add'l	SOMAN	NA
NRC - Incremental Charge - Manual Service Order - Disconnect	SOMAN	NA
NRC - Incremental Charge - Order Coordination - Time Specific (per LSR)	OCOCL	NA
2-Wire Analog VG Loop (Standard), per month	UEAL2	\$20.00
NRC - 1st	UEAL2	\$86.08
NRC - Add'l	UEAL2	\$58.57
NRC - Loop Make-up	UEANM	TBD
NRC - Manual Order Coordination	UEAMC	TBD
NRC - Incremental Charge - Order Coordination - Time Specific (per LSR)	OCOSL	\$55.00
2-Wire Analog VG Loop (Customized), w/ loop or ground start signaling, per month	UEAL2	\$23.35
NRC - 1st	UEAL2	\$236.75
NRC - Add'l	UEAL2	\$177.10
NRC - Incremental Charge - Order Coordination - Time Specific (per LSR)	OCOSL	\$55.00

BELLSOUTH/FRANKFORT PLANT BOARD RATES
NETWORK ELEMENTS AND OTHER SERVICES

DESCRIPTION	USOC	KY
2-Wire Analog VG Loop (Customized), w/ reverse battery signaling, per month	UEAR2	\$23.35
NRC - 1st	UEAR2	\$236.75
NRC - Add'l	UEAR2	\$177.10
NRC - Incremental Charge - Order Coordination - Time Specific (per LSR)	OCOSL	\$55.00
4-Wire Analog VG Loop, per month	UEAL4	NA
NRC - 1st	UEAL4	NA
NRC - Add'l	UEAL4	NA
NRC - Disconnect Charge - 1st	UEAL4	NA
NRC - Disconnect Charge - Add'l	UEAL4	NA
NRC - Incremental Charge - Manual Service Order - 1st	SOMAN	NA
NRC - Incremental Charge - Manual Service Order - Add'l	SOMAN	NA
NRC - Incremental Charge - Manual Service Order - Disconnect	SOMAN	NA
NRC - Incremental Charge - Order Coordination - Time Specific (per LSR)	OCOSL	NA
4-Wire Analog VG Loop (Standard), per month	UEAL4	\$28.28
NRC - 1st	UEAL4	\$457.14
NRC - Add'l	UEAL4	\$348.83
NRC - Incremental Charge - Order Coordination - Time Specific (per LSR)	OCOSL	\$55.00
2-Wire ISDN Digital Grade Loop, per month	U1L2X	NA
NRC - 1st	U1L2X	NA
NRC - Add'l	U1L2X	NA
NRC - Disconnect Charge - 1st	U1L2X	NA
NRC - Disconnect Charge - Add'l	U1L2X	NA
NRC - Incremental Charge - Manual Service Order - 1st	SOMAN	NA
NRC - Incremental Charge - Manual Service Order - Add'l	SOMAN	NA
NRC - Incremental Charge - Manual Service Order - Disconnect	SOMAN	NA
NRC - Incremental Charge - Order Coordination - Time Specific (per LSR)	OCOSL	\$55.00
2-Wire ISDN Digital Grade Loop (Standard), per month	U1L2X	\$31.99
NRC - 1st	U1L2X	\$541.28
NRC - Add'l	U1L2X	\$431.61
NRC - Incremental Charge - Order Coordination - Time Specific (per LSR)	OCOSL	\$55.00
2-Wire Asymmetrical Dig Subscriber Line (ADSL) Compatible Loop, per month	UAL2X	NA
NRC - 1st	UAL2X	NA
NRC - Add'l	UAL2X	NA
NRC - Disconnect Charge - 1st	UAL2X	NA
NRC - Disconnect Charge - Add'l	SOMAN	NA
NRC - Incremental Charge - Manual Service Order - 1st	SOMAN	NA
NRC - Incremental Charge - Manual Service Order - Add'l	SOMAN	NA
NRC - Incremental Charge - Manual Service Order - Disconnect	SOMAN	NA
NRC - Incremental Charge - Order Coordination - Time Specific (per LSR)	OCOSL	NA
2-Wire ADSL Loop (Standard), per month	UAL2X	\$11.89
NRC - 1st	UAL2X	\$713.50
NRC - Add'l	UAL2X	\$609.44
NRC - Incremental Charge - Order Coordination - Time Specific (per LSR)	OCOSL	\$55.00
2-Wire High Bit Rate Dig Subscriber Line (HDSL) Compatible Loop, per month	UHL2X	NA
NRC - 1st	UHL2X	NA
NRC - Add'l	UHL2X	NA
NRC - Disconnect Charge - 1st	UHL2X	NA
NRC - Disconnect Charge - Add'l	UHL2X	NA
NRC - Incremental Charge - Manual Service Order - 1st	SOMAN	NA
NRC - Incremental Charge - Manual Service Order - Add'l	SOMAN	NA
NRC - Incremental Charge - Manual Service Order - Disconnect	SOMAN	NA
NRC - Incremental Charge - Order Coordination - Time Specific (per LSR)	OCOSL	NA
2-Wire HDSL Loop (Standard), per month	UHL2X	\$8.51
NRC - 1st	UHL2X	\$713.50
NRC - Add'l	UHL2X	\$609.44
NRC - Incremental Charge - Order Coordination - Time Specific (per LSR)	OCOSL	\$55.00
4-Wire High Bit Rate Dig Subscriber Line (HDSL) Compatible Loop, per month	UHL4X	NA
NRC - 1st	UHL4X	NA
NRC - Add'l	UHL4X	NA
NRC - Disconnect Charge - 1st	UHL4X	NA
NRC - Disconnect Charge - Add'l	UHL4X	NA
NRC - Incremental Charge - Manual Service Order - 1st	SOMAN	NA
NRC - Incremental Charge - Manual Service Order - Add'l	SOMAN	NA
NRC - Incremental Charge - Manual Service Order - Disconnect	SOMAN	NA
NRC - Incremental Charge - Order Coordination - Time Specific (per LSR)	OCOSL	NA
4-Wire HDSL Loop (Standard), per month	UHL4X	\$10.39
NRC - 1st	UHL4X	\$748.93
NRC - Add'l	UHL4X	\$646.17
NRC - Incremental Charge - Order Coordination - Time Specific (per LSR)	OCOSL	\$55.00
4-Wire DS1 Digital Loop, per month	USLXX	\$67.96
NRC - 1st	USLXX	\$849.80
NRC - Add'l	USLXX	\$523.27
NRC - Disconnect Charge - 1st	USLXX	NA

BELLSOUTH/FRANKFORT PLANT BOARD RATES
NETWORK ELEMENTS AND OTHER SERVICES

DESCRIPTION	USOC	KY
NRC - Disconnect Charge - Add'l	USLXX	NA
NRC - Incremental Charge - Manual Service Order - 1st	SOMAN	NA
NRC - Incremental Charge - Manual Service Order - Add'l	SOMAN	NA
NRC - Incremental Charge - Manual Service Order - Disconnect	SOMAN	NA
NRC - Incremental Charge - Order Coordination - Time Specific (per LSR)	OCOSL	\$55.00
4-Wire 56 Kbps Dig Grade Loop, per month	UDL56	NA
NRC - 1st	UDL56	NA
NRC - Add'l	UDL56	NA
NRC - Disconnect Charge - 1st	UDL56	NA
NRC - Disconnect Charge - Add'l	UDL56	NA
NRC - Incremental Charge - Manual Service Order - 1st	SOMAN	NA
NRC - Incremental Charge - Manual Service Order - Add'l	SOMAN	NA
NRC - Incremental Charge - Manual Service Order - Disconnect	SOMAN	NA
NRC - Incremental Charge - Order Coordination - Time Specific (per LSR)	OCOSL	NA
4-Wire 64 Kbps Dig Grade Loop, per month	UDL64	NA
NRC - 1st	UDL64	NA
NRC - Add'l	UDL64	NA
NRC - Disconnect Charge - 1st	UDL64	NA
NRC - Disconnect Charge - Add'l	UDL64	NA
NRC - Incremental Charge - Manual Service Order - 1st	SOMAN	NA
NRC - Incremental Charge - Manual Service Order - Add'l	SOMAN	NA
NRC - Incremental Charge - Manual Service Order - Disconnect	SOMAN	NA
NRC - Incremental Charge - Order Coordination - Time Specific (per LSR)	OCOSL	NA
2-Wire Unbundled Copper Loop, per month	UCLPB	\$23.00
NRC - 1st	UCLPB	\$560.00
NRC - Add'l	UCLPB	\$460.00
NRC - Disconnect Charge - 1st	UCLPB	NA
NRC - Disconnect Charge - Add'l	UCLPB	NA
NRC - Incremental Charge - Manual Service Order - 1st	SOMAN	\$47.00
NRC - Incremental Charge - Manual Service Order - Add'l	SOMAN	\$21.00
NRC - Incremental Charge - Manual Service Order - Disconnect	SOMAN	\$16.00
NRC - Incremental Charge - Manual Order Coordination - per loop	UEAMC	\$16.00
SUB-LOOPS		
Sub-Loop 2-Wire Analog		
Loop Feeder per 2-Wire Analog VG Loop, per month	NA	NA
NRC - 1st	NA	NA
NRC - Add'l	NA	NA
NRC - Disconnect Charge - 1st	NA	NA
NRC - Disconnect Charge - Add'l	NA	NA
NRC - Incremental Charge - Manual Service Order - 1st	NA	NA
NRC - Incremental Charge - Manual Service Order - Add'l	NA	NA
NRC - Incremental Charge - Manual Service Order - Disconnect	NA	NA
NRC - Incremental Charge - Order Coordination - Time Specific (per LSR)	OCOSL	NA
Loop Distribution per 2-Wire Analog VG Loop (Including NID), per month	USBN2	\$10.83
NRC - Set-Up per Cross Box location - CLEC Feeder Facility set-up	TBD	TBD
NRC - Set-Up per Cross Box location - per 25 pair panel set-up	TBD	TBD
NRC - Set-Up per Building Equipment Room - CLEC Feeder Facility set-up	TBD	TBD
NRC - Set-Up per Building Equipment Room - per 25 pair panel set-up	TBD	TBD
NRC - 1st	USBN2	\$459.85
NRC - Add'l	USBN2	\$352.89
NRC - Disconnect Charge - 1st	USBN2	NA
NRC - Disconnect Charge - Add'l	USBN2	NA
NRC - Incremental Charge - Manual Service Order - 1st	SOMAN	NA
NRC - Incremental Charge - Manual Service Order - Add'l	SOMAN	NA
NRC - Incremental Charge - Manual Service Order - Disconnect	SOMAN	NA
NRC - Incremental Charge - Manual Order Coordination - per loop	UEAMC	NA
Loop Distribution per 2-Wire Analog VG Loop (Excluding NID), per month	TBD	\$9.95
NRC - Set-Up per Cross Box location - CLEC Feeder Facility set-up	TBD	\$9.95
NRC - Set-Up per Cross Box location - per 25 pair panel set-up	TBD	\$9.95
NRC - Set-Up per Building Equipment Room - CLEC Feeder Facility set-up	TBD	\$9.95
NRC - Set-Up per Building Equipment Room - per 25 pair panel set-up	TBD	\$9.95
NRC - 1st	TBD	\$459.85
NRC - Add'l	TBD	\$352.89
NRC - Incremental Charge - Manual Order Coordination - per loop	UEAMC	TBN
Loop Distribution per 4-Wire Analog VG Loop (Incl NID), per month	USBN4	TBN
NRC - Set-Up per Cross Box location - CLEC Feeder Facility set-up	TBD	TBN
NRC - Set-Up per Cross Box location - per 25 pair panel set-up	TBD	TBN
NRC - Set-Up per Building Equipment Room - CLEC Feeder Facility set-up	TBD	TBN
NRC - Set-Up per Building Equipment Room - per 25 pair panel set-up	TBD	TBN
NRC - 1st	USBN4	TBN
NRC - Add'l	USBN4	TBN
NRC - Incremental Charge - Manual Order Coordination - per loop	UEAMC	TBN

BELLSOUTH/FRANKFORT PLANT BOARD RATES
NETWORK ELEMENTS AND OTHER SERVICES

DESCRIPTION	USOC	KY
Unbundled Network Terminating Wire		
UNTW Pair, per pair, per month	UENPP	\$1.24
Site Visit Survey, per MDU/MTU Complex, NRC	UENV5	\$225.00
Site Visit Set-Up – Terminal Preparation, per terminal		
NRC - 1st terminal	UENSS	\$98.00
NRC - Add'l terminal	UENSS	\$65.00
Access Terminal Provisioning & 1st 25 pair panel, per terminal, NRC	UEN1T	\$110.00
Existing Access Terminal Provisioning, 2nd 25 pair panel, per terminal, NRC	UEN2T	\$35.00
UNTW Pair Provisioning, per pair, NRC	UENPP	\$9.00
Service Visit for Provisioning, per request, per premises, NRC	UENSV	\$55.00
Manual Service Order, NRC	MOCLA	\$45.00
Sub-Loop Concentration - Channelization Sys (Outside CO)		
NRC - Incremental Charge - Manual Service Order - 1st	SOMAN	TBD
NRC - Incremental Charge - Manual Service Order - Add'l	SOMAN	TBD
TR008 - System A (96 channel capacity - channels 1-96), per month	UCT8A	\$757.00
NRC - 1st	UCT8A	\$633.94
NRC - Add'l	UCT8A	\$311.60
TR008 - System B (96 channel capacity - channels 97-192), per month	UCT8B	\$95.60
NRC - 1st	UCT8B	\$633.94
NRC - Add'l	UCT8B	\$311.60
TR303 - System A (96 channel capacity - channels 1-96), per month	UCT3A	\$799.95
NRC - 1st	UCT3A	\$633.94
NRC - Add'l	UCT3A	\$311.60
TR303 - System B (96 channel capacity - channels 97-192), per month	UCT3B	\$138.55
NRC - 1st	UCT3B	\$633.94
NRC - Add'l	UCT3B	\$311.60
DS1 Feeder Interface, per month	UCTFS	\$77.02
NRC 1st	UCTFS	\$418.13
NRC Add'l	UCTFS	\$198.56
Channel Interface - 2 Wire Voice - Loop Start , per month	TBD	\$2.68
NRC 1st	TBD	\$41.92
NRC Add'l	TBD	\$41.69
Channel Interface - 2 Wire ISDN, per month	ULCC1	\$10.72
NRC 1st	ULCC1	\$41.92
NRC Add'l	ULCC1	\$41.69
Channel Interface - 2 Wire Voice - Ground Start or Reverse Battery, per month	TBD	\$15.94
NRC 1st	TBD	\$41.92
NRC Add'l	TBD	\$41.69
Channel Interface - 4 Wire Voice, per month	ULCC4	\$9.50
NRC 1st	ULCC4	\$41.92
NRC Add'l	ULCC4	\$41.69
Test Circuit, per month	UCTTC	\$46.44
NRC 1st	UCTTC	\$41.92
NRC Add'l	UCTTC	\$41.69
Channel Interface - Digital 56Kbps, per month	ULCC5	\$14.08
NRC 1st	ULCC5	\$41.92
NRC Add'l	ULCC5	\$41.69
Channel Interface - Digital 64Kbps, per month	ULCC6	\$14.08
NRC 1st	ULCC6	\$41.92
NRC Add'l	ULCC6	\$41.69
Loop Concentration System (Inside C.O.)		
NRC - Incremental Charge - Manual Service Order - 1st	SOMAN	TBD
NRC - Incremental Charge - Manual Service Order - Add'l	SOMAN	TBD
TR008 - System A (96 channel capacity - channels 1-96), per month	UCT8A	\$394.00
NRC - 1st	UCT8A	\$1,116.15
NRC - Add'l	UCT8A	NA
TR008 - System B (96 channel capacity - channels 97-192), per month	UCT8B	\$72.21
NRC - 1st	UCT8B	\$465.11
NRC - Add'l	UCT8B	NA
TR303 - System A (96 channel capacity - channels 1-96), per month	UCT3A	\$445.14
NRC - 1st	UCT3A	\$1,116.15
NRC - Add'l	UCT3A	NA
TR303 - System B (96 channel capacity - channels 97-192), per month	UCT3B	\$121.45
NRC - 1st	UCT3B	\$465.11
NRC - Add'l	UCT3B	NA
DS1 Interface, per month	UCTCO	\$403.20
NRC 1st	UCTCO	\$132.18
NRC Add'l	UCTCO	\$132.18
Channel Interface - 2 Wire Voice - Loop Start , per month	TBD	\$2.79
NRC 1st	TBD	\$35.82
NRC Add'l	TBD	\$35.62

BELLSOUTH/FRANKFORT PLANT BOARD RATES
NETWORK ELEMENTS AND OTHER SERVICES

DESCRIPTION	USOC	KY
Channel Interface - 2 Wire ISDN, per month	ULCC1	\$11.18
NRC 1st	ULCC1	\$35.82
NRC Add'l	ULCC1	\$35.62
Channel Interface - 2 Wire Voice - Ground Start or Reverse Battery, per month	TBD	\$16.62
NRC 1st	TBD	\$35.82
NRC Add'l	TBD	\$35.62
Channel Interface - 4 Wire Voice, per month	ULCC4	\$9.91
NRC 1st	ULCC4	\$35.82
NRC Add'l	ULCC4	\$35.62
Test Circuit, per month	UCTTC	\$48.43
NRC 1st	UCTTC	\$35.82
NRC Add'l	UCTTC	\$35.62
Channel Interface - Digital 56Kbps, per month	ULCC5	TBD
NRC 1st	ULCC5	TBD
NRC Add'l	ULCC5	TBD
Channel Interface - Digital 64Kbps, per month	ULCC6	TBD
NRC 1st	ULCC6	TBD
NRC Add'l	ULCC6	TBD
DARK FIBER		
Per four fiber strands, per route mile or fraction thereof, per month	UBNAX	\$64.64
NRC - Per each four-fiber dry fiber arrangement - 1st	UBNAX	\$2,304.00
NRC - Per each four-fiber dry fiber arrangement - Add'l	UBNAX	\$740.93
LOCAL EXCHANGE SWITCHING (PORTS)		
2-Wire Analog Line Port (Res., Bus.), per month	(++) Bus = TNPBL Res = TNPRL	\$2.61
NRC - 1st (Residence)	UEPRL	\$37.78
NRC - Add'l (Residence)	UEPRL	\$37.78
NRC - 1st (Business)	UEPBL	\$37.55
NRC - Add'l (Business)	UEPBL	\$37.55
NRC - Disconnect Charge - 1st	UEPBL	NA
NRC - Disconnect Charge - Add'l	UEPBL	NA
NRC - Incremental Charge - Manual Service Order - 1st	SOMAN	NA
NRC - Incremental Charge - Manual Service Order - Add'l	SOMAN	NA
NRC - Incremental Charge - Manual Service Order - Disconnect - 1st	SOMAN	NA
NRC - Incremental Charge - Manual Service Order - Disconnect - Add'l	SOMAN	NA
2-Wire Analog Line Port (Res., Bus.) including all available features, per month	UEP++	NA
NRC - 1st (all types)	UEP++	NA
NRC - Add'l (all types)	UEP++	NA
NRC - Disconnect Charge - 1st	UEP++	NA
NRC - Disconnect Charge - Add'l	UEP++	NA
NRC - Incremental Charge - Manual Service Order - 1st	SOMAN	NA
NRC - Incremental Charge - Manual Service Order - Add'l	SOMAN	NA
NRC - Incremental Charge - Manual Service Order - Disconnect - 1st	SOMAN	NA
NRC - Incremental Charge - Manual Service Order - Disconnect - Add'l	SOMAN	NA
2-Wire Analog Line Port (Res., Bus.) including three available feature, per month	UEP++	NA
NRC - 1st (all types)	UEP++	NA
NRC - Add'l (all types)	UEP++	NA
NRC - Disconnect Charge - 1st	UEP++	NA
NRC - Disconnect Charge - Add'l	UEP++	NA
NRC - Incremental Charge - Manual Service Order - 1st	SOMAN	NA
NRC - Incremental Charge - Manual Service Order - Add'l	SOMAN	NA
NRC - Incremental Charge - Manual Service Order - Disconnect - 1st	SOMAN	NA
NRC - Incremental Charge - Manual Service Order - Disconnect - Add'l	SOMAN	NA
4-Wire Analog VG Port, per month	UEP4A	NA
NRC - 1st	UEP4A	NA
NRC - Add'l	UEP4A	NA
NRC - Disconnect Charge - 1st	BFR	NA
NRC - Disconnect Charge - Add'l	BFR	NA
NRC - Incremental Charge - Manual Service Order - 1st	SOMAN	NA
NRC - Incremental Charge - Manual Service Order - Add'l	SOMAN	NA
NRC - Incremental Charge - Manual Service Order - Disconnect - 1st	SOMAN	NA
NRC - Incremental Charge - Manual Service Order - Disconnect - Add'l	SOMAN	NA
2-Wire DID Port, per month	UEPP2	NA
NRC - 1st	UEPP2	NA
NRC - Add'l	UEPP2	NA
NRC - Disconnect Charge - 1st	UEPP2	NA
NRC - Disconnect Charge - Add'l	UEPP2	NA
NRC - Incremental Charge - Manual Service Order - 1st	SOMAN	NA
NRC - Incremental Charge - Manual Service Order - Add'l	SOMAN	NA
NRC - Incremental Charge - Manual Service Order - Disconnect - 1st	SOMAN	NA

BELLSOUTH/FRANKFORT PLANT BOARD RATES
NETWORK ELEMENTS AND OTHER SERVICES

DESCRIPTION	USOC	KY
4-Wire DS1 Port w/DID capability, per month	UEPDD	NA
NRC - 1st	UEPDD	NA
NRC - Add'l	UEPDD	NA
NRC - Disconnect Charge - 1st	UEPDD	NA
NRC - Disconnect Charge - Add'l	UEPDD	NA
NRC - Incremental Charge - Manual Service Order - 1st	SOMAN	NA
NRC - Incremental Charge - Manual Service Order - Add'l	SOMAN	NA
NRC - Incremental Charge - Manual Service Order - Disconnect - 1st	SOMAN	NA
2-Wire ISDN Port(2) (3), per month	U1PMA	\$12.33
NRC - 1st	U1PMA	\$90.48
NRC - Add'l	U1PMA	\$84.53
NRC - Disconnect Charge - 1st	U1PMA	NA
NRC - Disconnect Charge - Add'l	U1PMA	NA
NRC - Incremental Charge - Manual Service Order - 1st	SOMAN	NA
NRC - Incremental Charge - Manual Service Order - Add'l	SOMAN	NA
NRC - Incremental Charge - Manual Service Order - Disconnect - 1st	SOMAN	NA
NRC - Incremental Charge - Manual Service Order - Disconnect - Add'l	SOMAN	NA
NRC - User Profile per B Channel (4)	U1UMA	\$5.61
2-Wire ISDN Port(2) (3) including all available features, per month	U1PMA	NA
NRC - 1st	U1PMA	NA
NRC - Add'l	U1PMA	NA
NRC - Incremental Charge - Manual Service Order - 1st	SOMAN	NA
NRC - Incremental Charge - Manual Service Order - Add'l	SOMAN	NA
2-Wire ISDN Port(2) (3) including three available features, per month	U1PMA	NA
NRC - 1st	U1PMA	NA
NRC - Add'l	U1PMA	NA
NRC - Incremental Charge - Manual Service Order - 1st	SOMAN	NA
NRC - Incremental Charge - Manual Service Order - Add'l	SOMAN	NA
4-Wire ISDN DS1 Port, per month	UEPEX	NA
NRC - 1st	UEPEX	NA
NRC - Add'l	UEPEX	NA
NRC - Disconnect Charge - 1st	UEPEX	NA
NRC - Disconnect Charge - Add'l	UEPEX	NA
NRC - Incremental Charge - Manual Service Order - 1st	SOMAN	NA
NRC - Incremental Charge - Manual Service Order - Add'l	SOMAN	NA
NRC - Incremental Charge - Manual Service Order - Disconnect - 1st	SOMAN	NA
NRC - Incremental Charge - Manual Service Order - Disconnect - Add'l	SOMAN	NA
4-Wire ISDN DS1 Port including all available features, per month	UEPEX	\$275.48
NRC - 1st	UEPEX	\$181.27
NRC - Add'l	UEPEX	\$116.42
NRC - Incremental Charge - Manual Service Order - 1st	SOMAN	NA
NRC - Incremental Charge - Manual Service Order - Add'l	SOMAN	NA
2-Wire Analog Line Port (PBX), per month	UEPPC	NA
NRC - 1st	UEPPC	\$36.47
NRC - Add'l	UEPPC	\$36.47
NRC - Disconnect Charge - 1st	UEPPC	NA
NRC - Disconnect Charge - Add'l	UEPPC	NA
NRC - Incremental Charge - Manual Service Order - 1st	SOMAN	NA
NRC - Incremental Charge - Manual Service Order - Add'l	SOMAN	NA
NRC - Incremental Charge - Manual Service Order - Disconnect - 1st	SOMAN	NA
NRC - Incremental Charge - Manual Service Order - Disconnect - Add'l	SOMAN	NA
2-Wire Analog Line Port (PBX) including all available features, per month	UEPPC	NA
NRC - 1st	UEPPC	NA
NRC - Add'l	UEPPC	NA
NRC - Incremental Charge - Manual Service Order - 1st	SOMAN	NA
NRC - Incremental Charge - Manual Service Order - Add'l	SOMAN	NA
2-Wire Analog Line Port (PBX) including three available features, per month	UEPPC	NA
NRC - 1st	UEPPC	NA
NRC - Add'l	UEPPC	NA
NRC - Incremental Charge - Manual Service Order - 1st	SOMAN	NA
NRC - Incremental Charge - Manual Service Order - Add'l	SOMAN	NA
2-Wire Analog Hunting, per line per month	HTGUX	\$0.29
NRC - 1st	HTGUX	\$2.14
NRC - Add'l	HTGUX	\$2.14
Coin Port, per month		\$3.04
NRC - 1st		\$40.71
NRC - Add'l		\$40.71
NRC - Disconnect Charge - 1st		NA
NRC - Disconnect Charge - Add'l		NA
NRC - Incremental Charge - Manual Service Order - 1st	SOMAN	NA
NRC - Incremental Charge - Manual Service Order - Add'l	SOMAN	NA
NRC - Incremental Charge - Manual Service Order - Disconnect - 1st	SOMAN	NA
NRC - Incremental Charge - Manual Service Order - Disconnect - Add'l	SOMAN	NA

BELLSOUTH/FRANKFORT PLANT BOARD RATES
NETWORK ELEMENTS AND OTHER SERVICES

DESCRIPTION	USOC	KY
VERTICAL FEATURES		
Local Switching Features offered with Port, Per month (5)	N/A	No add'l charge
Three-Way Calling, per month		NA
NRC		NA
NRC - Disconnect		NA
Customer Changeable Speed Calling, per month		NA
NRC		NA
NRC - Disconnect		NA
Call Waiting		NA
NRC		NA
NRC - Disconnect		NA
Remote Activation of Call Forwarding, per month		NA
NRC		NA
NRC - Disconnect		NA
Cancel Call Waiting, per month		NA
NRC		NA
NRC - Disconnect		NA
Automatic Callback, per month		NA
NRC		NA
NRC - Disconnect		NA
Automatic Recall, per month		NA
NRC		NA
NRC - Disconnect		NA
Calling Number Delivery, per month		NA
NRC		NA
NRC - Disconnect		NA
Calling Number Delivery Blocking, per month		NA
NRC		NA
NRC - Disconnect		NA
Customer Originated Trace, per month		NA
NRC		NA
NRC - Disconnect		NA
Selective Call Rejection, per month		NA
NRC		NA
NRC - Disconnect		NA
Selective Call Forwarding, per month		NA
NRC		NA
NRC - Disconnect		NA
Selective Call Acceptance, per month		NA
NRC		NA
NRC - Disconnect		NA
Multiline Hunt Service (Rotary) Service per line, (in addition to port) , per month		NA
NRC		NA
NRC - Disconnect		NA
Call Forwarding Variable, per month		NA
NRC		NA
NRC - Disconnect		NA
Call Forwarding Busy Line, per month		NA
NRC		NA
NRC - Disconnect		NA
Call Forwarding Don't Answer All Calls, per month		NA
NRC		NA
NRC - Disconnect		NA
Remote Call Forwarding, per month		NA
NRC		NA
NRC - Disconnect		NA
Call Transfer, per month		NA
NRC		NA
NRC - Disconnect		NA
Call Hold, per month		NA
NRC		NA
NRC - Disconnect		NA
Toll Restricted Service, per month		NA
NRC		NA
NRC - Disconnect		NA
Message Waiting Indicator - Stutter Dial Tone, per month		NA
NRC		NA
NRC - Disconnect		NA
Anonymous Call Rejection, per month		NA
NRC		NA
NRC - Disconnect		NA

BELLSOUTH/FRANKFORT PLANT BOARD RATES
NETWORK ELEMENTS AND OTHER SERVICES

DESCRIPTION	USOC	KY
Shared Call Appearances of a DN, per month		NA
NRC		NA
NRC - Disconnect		NA
Multiple Call Appearances, per month		NA
NRC		NA
NRC - Disconnect		NA
ISDN Bridged Call Exclusion, per month		NA
NRC		NA
NRC - Disconnect		NA
Call by Call Access, per month		NA
NRC		NA
NRC - Disconnect		NA
Privacy Release, per month		NA
NRC		NA
NRC - Disconnect		NA
Multi Appearance Directory Number Calls, per month		NA
NRC		NA
NRC - Disconnect		NA
Make Set Busy, per month		NA
NRC		NA
NRC - Disconnect		NA
Teen Service (Res. Dist. Alerting Service), per month		NA
NRC		NA
NRC - Disconnect		NA
Code Restriction and Diversion, per month		NA
NRC		NA
NRC - Disconnect		NA
Call Park, per month		NA
NRC		NA
NRC - Disconnect		NA
Automatic Line, per month		NA
NRC		NA
NRC - Disconnect		NA
ISDN Message Waiting Indication-Lamp, per month		NA
NRC		NA
NRC - Disconnect		NA
ISDN Feature Function Buttons		NA
NRC		NA
NRC - Disconnect		NA
Subsequent Ordering Charge – (per order, per line)		NA
NRC - Electronic - 1st		NA
NRC - Electronic - Add'l		NA
NRC - Manual - 1st		NA
NRC - Manual - Add'l		NA
NRC - Disconnect		NA
End Office Switching (Port Usage)		
End Office Switching Function, per mou	N/A	\$0.002562
End Office Switching Function, add'l mou (6)	N/A	NA
End Office Interoffice Trunk Port—Shared, per mou	N/A	NA
Tandem Switching (Port Usage) (Local or Access Tandem)		
Tandem Switching Function per mou	N/A	\$0.001096
Tandem Interoffice Trunk Port - Shared per mou	N/A	NA
INTEROFFICE TRANSPORT		
Common (Shared) Transport		
Common (Shared) Transport per mile per mou	N/A	\$0.0000049
Common (Shared) Transport Facilities Termination per mou	N/A	\$0.000426
Interoffice Transport - Dedicated - VG		
Interoffice Transport - Dedicated - 2-Wire VG - per mile	1L5XX	\$0.03
Interoffice Transport - Dedicated - 2-Wire VG - facilities termination per month	1L5XX	\$27.66
NRC - 1st	1L5XX	\$142.31
NRC - Add'l	1L5XX	\$56.21
NRC - Incremental Charge - Manual Service Order - 1st	SOMAC	\$37.21
NRC - Incremental Charge - Manual Service Order - Add'l	SOMAC	\$37.21
Interoffice Transport - Dedicated - DS0 - 56/64 KBPS		
Interoffice Transport - Dedicated - DS0 - per mile per month	1L5XX	\$0.03
Interoffice Transport - Dedicated - DS0 - facilities termination per month	1L5XX	\$26.95
NRC - 1st	1L5XX	\$142.31
NRC - Add'l	1L5XX	\$56.21
NRC - Incremental Charge - Manual Service Order - 1st	SOMAC	\$37.21
NRC - Incremental Charge - Manual Service Order - Add'l	SOMAC	\$37.21
Interoffice Transport - Dedicated - DS1		
Interoffice Transport - Dedicated - DS1 - per mile per month	1L5XX	\$0.45
Interoffice Transport - Dedicated - DS1 - facilities termination per month	U1TF1	\$55.05

BELLSOUTH/FRANKFORT PLANT BOARD RATES
NETWORK ELEMENTS AND OTHER SERVICES

DESCRIPTION	USOC	KY
NRC - 1st	U1TF1	\$298.18
NRC - Add'l	U1TF1	\$231.23
NRC - Incremental Charge - Manual Service Order - 1st	SOMAC	NA
NRC - Incremental Charge - Manual Service Order - Add'l	SOMAC	NA
Interoffice Transport - Dedicated - DS3		
Interoffice Transport - Dedicated - DS3 - per mile per month	1L5XX	\$12.06
Interoffice Transport - Dedicated - DS3 - facilities termination per month	U1TF3	\$1,112.02
NRC - 1st	U1TF3	\$858.75
NRC - Add'l	U1TF3	\$524.95
NRC - Incremental Charge - Manual Service Order - 1st	SOMAC	\$94.57
NRC - Incremental Charge - Manual Service Order - Add'l	SOMAC	\$94.57
Local Channel - Dedicated		
Local Channel - Dedicated - 2-Wire VG		
Monthly Recurring	N/A	\$22.26
NRC - 1st	N/A	\$597.14
NRC - Add'l	N/A	\$110.52
NRC - Incremental Charge - Manual Service Order - 1st	SOMAC	\$41.46
NRC - Incremental Charge - Manual Service Order - Add'l	SOMAC	NA
Local Channel - Dedicated - 4-Wire VG		
Monthly Recurring	N/A	\$23.38
NRC - 1st	N/A	\$585.15
NRC - Add'l	N/A	\$98.53
NRC - Incremental Charge - Manual Service Order - 1st	SOMAC	\$98.53
NRC - Incremental Charge - Manual Service Order - Add'l	SOMAC	\$11.99
Local Channel - Dedicated - DS1		
Monthly Recurring	TMECS	\$43.80
NRC - 1st	TMECS	\$538.95
NRC - Add'l	TMECS	\$464.94
NRC - Incremental Charge - Manual Service Order - 1st	SOMAC	\$87.71
NRC - Incremental Charge - Manual Service Order - Add'l	SOMAC	NA
Local Channel - Dedicated - DS3		
Monthly Recurring	TMECS	NA
NRC - 1st	TMECS	NA
NRC - Add'l	TMECS	NA
NRC - Incremental Charge - Manual Service Order - 1st	SOMAC	NA
NRC - Incremental Charge - Manual Service Order - Add'l	SOMAC	NA
DARK FIBER		
Per four fiber strands, per route mile or fraction thereof, per month		
NRC - Per each four-fiber dry fiber arrangement - 1st	UBNAX	\$64.64
NRC - Per each four-fiber dry fiber arrangement - Add'l	UBNAX	\$2,304.00
NRC - Per each four-fiber dry fiber arrangement - Add'l	UBNAX	\$740.93
SWA 8XX Toll Free Dialing Ten Digit Screening Service (7)		
8XX Access Ten Digit Screening (all types), per call (8)		
	N/A	NA
8XX Access Ten Digit Screening Svc. W/8XX No. Delivery		
per query	N/A	\$0.0010
for 8XX Numbers, with Optional Complex Features, per query	N/A	\$0.0011
8XX Access Ten Digit Screening Svc. W/POTS No. Delivery		
per query	N/A	\$0.0010
with Optional Complex Features, per query	N/A	\$0.0011
8XX Access Ten Digit Screening Svc. W/800 No. Delivery		
per message	N/A	NA
for 8XX Numbers, w/Optional Complex Features, per message	N/A	NA
8XX Access Ten Digit Screening Svc. W/POTS No. Delivery		
per message	N/A	NA
with Optional Complex Features, per message	N/A	NA
Reservation Charge per 8XX number reserved		
NRC - 1st	N8R1X	\$10.05
NRC - Add'l	N8R1X	\$1.19
NRC - Incremental Charge - Manual Service Order - 1st	SOMAN	NA
NRC - Incremental Charge - Manual Service Order - Add'l	SOMAN	NA
Per 8XX # Established w/o POTS (w/8XX No.) Translations		
NRC - 1st	N/A	\$30.59
NRC - Add'l	N/A	\$3.22
NRC - Disconnect Charge - 1st	N/A	NA
NRC - Disconnect Charge - Add'l	N/A	NA
NRC - Incremental Charge - Manual Service Order - 1st	SOMAN	NA
NRC - Incremental Charge - Manual Service Order - Add'l	SOMAN	NA
NRC - Incremental Charge - Manual Service Order - Disconnect	SOMAN	NA

BELLSOUTH/FRANKFORT PLANT BOARD RATES
NETWORK ELEMENTS AND OTHER SERVICES

DESCRIPTION	USOC	KY
Per 8XX # Established with POTS Translations		
NRC - 1st	N8FTX	\$30.59
NRC - Add'l	N8FTX	\$3.22
NRC - Disconnect Charge - 1st	N8FTX	NA
NRC - Disconnect Charge - Add'l	N8FTX	NA
NRC - Incremental Charge - Manual Service Order - 1st	SOMAN	NA
NRC - Incremental Charge - Manual Service Order - Add'l	SOMAN	NA
NRC - Incremental Charge - Manual Service Order - Disconnect	SOMAN	NA
Customized Area of Service per 8XX Number		
NRC - 1st	N8FCX	\$6.97
NRC - Add'l	N8FCX	\$3.49
NRC - Incremental Charge - Manual Service Order - 1st	SOMAN	NA
NRC - Incremental Charge - Manual Service Order - Add'l	SOMAN	NA
Multiple Inter LATA Carrier Routing per Carrier Requested per 8XX #		
NRC - 1st	N8FMX	\$8.16
NRC - Add'l	N8FMX	\$4.67
NRC - Incremental Charge - Manual Service Order - 1st	SOMAN	NA
NRC - Incremental Charge - Manual Service Order - Add'l	SOMAN	NA
Change Charge per request		
NRC - 1st	N8FAX	\$11.24
NRC - Add'l	N8FAX	\$1.19
NRC - Incremental Charge - Manual Service Order - 1st	SOMAN	NA
NRC - Incremental Charge - Manual Service Order - Add'l	SOMAN	NA
Call Handling and Destination Features		
NRC - 1st	N8FDX	\$6.97
NRC - Add'l	N8FDX	\$6.97
LINE INFORMATION DATABASE ACCESS (LIDB)		
LIDB Common Transport per query		
	OQT	\$0.00006
LIDB Validation per query		
	OQU	\$0.00938
LIDB Originating Point Code Establishment or Change - NRC		
	N/A	\$107.60
NRC - Incremental Charge - Manual Service Order - 1st	SOMAN	NA
NRC - Incremental Charge - Manual Service Order - Add'l	SOMAN	NA
CCS7 SIGNALING TRANSPORT SERVICE		
CCS7 Signaling Connection, per link (A link) per month		
		\$16.31
NRC		\$354.95
NRC - Disconnect		NA
NRC - Incremental Charge - Manual Service Order	SOMAN	NA
NRC - Incremental Charge - Manual Service Order - Disconnect	SOMAN	NA
CCS7 Signaling Connection, per link (B link) (also known as D link) per month		
		\$16.31
NRC		\$354.95
NRC - Disconnect		NA
NRC - Incremental Charge - Manual Service Order	SOMAN	NA
NRC - Incremental Charge - Manual Service Order - Disconnect	SOMAN	NA
CCS7 Signaling Termination, per STP port per month		
		\$174.08
CCS7 Signaling Usage, per ISUP message		
		\$0.000037893
(applicable when measurement and billing capability exists.)		
CCS7 Signaling Usage, per TCAP message		
		\$0.000102042
(applicable when measurement and billing capability exists.)		
CCS7 Signaling Usage Surrogate, per link per LATA per mo (9)		
		\$329.98
CCS7 Signaling Point Code, Establishment or Change, per STP affected		
NRC		\$62.00
OPERATOR CALL PROCESSING		
Operator Provided Call Handling per min - Using BST LIDB		
Call Completion Access Termination Charge per call attempt	N/A	\$1.6016
	N/A	NA
Operator Provided Call Handling per min - Using Foreign LIDB		
Call Completion Access Termination Charge per call attempt	N/A	\$1.6249
	N/A	NA
Operator Provided Call Handling, per call		
Fully Automated Call Handling per call - Using BST LIDB	N/A	NA
Fully Automated Call Handling per call - Using Foreign LIDB	N/A	\$0.0856
	N/A	\$0.1071
Professional recording of name (OCP alone)		
	USOD1	\$4,500.00
Professional recording of name (DA and OCP alone)		
	USOD1	\$4,500.00
DRAM or front-end loading, per TOPS switch		
	USOD2	\$250.00
AABS or back-end loading, per IVS		
	USOD2	\$225.00
EBAS or 0- automation loading, per NAV shelf		
	USOD2	\$270.00
Recording Charge per Branded Announcement – Disconnect – Initial		
	N/A	NA
Recording Charge per Branded Announcement – Disconnect – Subsequent		
	N/A	NA
INWARD OPERATOR SERVICES		
Verification, per minute		
	N/A	NA
Verification and Emergency Interrupt, per minute		
	N/A	NA
Verification, per call		
	VIL	\$1.00
Verification and Emergency Interrupt, per call		
	N/A	\$1.111

BELLSOUTH/FRANKFORT PLANT BOARD RATES
NETWORK ELEMENTS AND OTHER SERVICES

DESCRIPTION	USOC	KY
DIRECTORY ASSISTANCE SERVICES		
Directory Assist Call Completion Access Svc (DACC), per call attempt	N/A	\$0.058
Call Completion Access Term charge per completed call	N/A	NA
Number Services Intercept per query	N/A	\$0.0086
Number Services Intercept per Intercept Query Update	N/A	\$0.0055
Directory Assistance Access Service Calls, per call		\$0.3136
Professional recording of name (DA alone)		\$2,500.00
Professional recording of name (DA and OCP alone)		\$4,500.00
DRAM or front-end loading, per TOPS switch		\$250.00
AABS or back-end loading, per IVS		\$225.00
EBAS or 0- automation loading, per NAV shelf		\$270.00
Recording Charge per Branded Announcement – Disconnect – Initial	N/A	NA
Recording Charge per Branded Announcement – Disconnect – Subsequent	N/A	NA
Directory Transport		
Directory Transport - Local Channel DS1, per month	N/A	\$36.32
NRC - 1st	N/A	\$637.46
NRC - Add'l	N/A	\$546.94
NRC - Disconnect Charge - 1st	N/A	NA
NRC - Disconnect Charge - Add'l	N/A	NA
NRC - Incremental Charge-Manual Svc Order - NRC	SOMAN	NA
NRC - Incremental Charge-Manual Svc Order - NRC-Disconnect	SOMAN	NA
Directory Transport - Dedicated DS1 Level Interoffice per mile per mo	N/A	\$0.45
Directory Transport - Dedicated DS1 Level Interoffice per facility termination per mo	N/A	\$55.05
NRC - 1st	N/A	\$298.18
NRC - Add'l	N/A	\$231.18
NRC - Disconnect Charge - 1st	N/A	NA
NRC - Disconnect Charge - Add'l	N/A	NA
NRC - Incremental Charge - Manual Service Order - 1st	SOMAN	NA
NRC - Incremental Charge - Manual Service Order - Add'l	SOMAN	NA
NRC - Incremental Charge - Manual Service Order - Disconnect - 1st	SOMAN	NA
NRC - Incremental Charge - Manual Service Order - Disconnect - Add'l	SOMAN	NA
Switched Common Transport per DA Access Service per call	N/A	\$0.00175
Switched Common Transport per DA Access Service per call per mile	N/A	\$0.000004
Access Tandem Switching per DA Access Service per call	N/A	\$0.000783
DA Interconnection, per DA Access Service Call	N/A	NA
Directory Transport-Installation NRC, per trunk or signaling connection	N/A	
NRC - 1st	N/A	\$501.98
NRC - Add'l	N/A	\$13.32
NRC - Disconnect Charge - 1st	N/A	NA
NRC - Disconnect Charge - Add'l	N/A	NA
NRC - Incremental Charge - Manual Service Order - 1st	SOMAN	NA
NRC - Incremental Charge - Manual Service Order - Add'l	SOMAN	NA
Directory Assistance Database Service (DADS)		
Directory Assistance Database Service charge per listing	N/A	\$0.0193
Directory Assistance Database Service, per month	DBSOF	\$120.76
Direct Access to Directory Assistance Service (DADAS)		
Direct Access to Directory Assistance Service, per month	DBSDS	\$7,235.01
Direct Access to Directory Assistance Service, per query	DBSDA	\$0.0052
Direct Access to Directory Assistance Service, svc estab charge	DBSDE	
NRC	DBSDE	\$1,186.94
NRC - Disconnect	DBSDE	NA
NRC - Incremental Charge Manual Service Order - 1st	SOMAN	NA
AIN		
AIN, per message	CAM	NA
AIN - BellSouth AIN SMS Access Service	CAM	
Service Establishment Charge, per state, initial set-up		
NRC	CAMSE	NA
NRC - Disconnect	CAMSE	NA
Port Connection - Dial/Shared Access		
NRC	CAMDP	NA
NRC - Disconnect	CAMDP	NA
Port Connection - ISDN Access		
NRC	CAM1P	NA
NRC - Disconnect	CAM1P	NA
User ID Codes - per User ID Code		
NRC	CAMAU	NA
NRC - Disconnect	CAMAU	NA
Security Card per User ID Code, initial or replacement		
NRC	CAMRC	NA
NRC - Disconnect	CAMRC	NA
Storage, per unit (100Kb)	N/A	NA
Session per minute	N/A	NA
C0. Performed Session, per minute	N/A	NA

BELLSOUTH/FRANKFORT PLANT BOARD RATES
NETWORK ELEMENTS AND OTHER SERVICES

DESCRIPTION	USOC	KY
AIN - BellSouth AIN Toolkit Service		
AIN, Service Creation Tools	CAMPB	NA
Service Establishment Charge, per state, initial set-up		
NRC	BAPSC	NA
NRC - Disconnect	BAPSC	NA
Training Session, per customer		
NRC	BAPVX	NA
NRC - Disconnect	BAPVX	NA
Trigger Access Charge, per trigger, per DN, Term. Attempt		
NRC	BAPTT	NA
NRC - Disconnect	BAPTT	NA
Trigger Access Charge, per trigger per DN, Off-Hook Delay		
NRC	BAPTD	NA
NRC - Disconnect	BAPTD	NA
Trigger Access Charge, per trigger, per DN, Off-Hook Immediate		
NRC	BAPTM	NA
NRC - Disconnect	BAPTM	NA
Trigger Access Charge, per trigger, per DN, 10-Digit PODP		
NRC	BAPTO	NA
NRC - Disconnect	BAPTO	NA
Trigger Access Charge, per trigger, per DN, CDP		
NRC	BAPTC	NA
NRC - Disconnect	BAPTC	NA
Trigger Access Charge, per trigger, per DN, Feature Code		
NRC	BAPTF	NA
NRC - Disconnect	BAPTF	NA
Query Charge, per query	N/A	NA
Type 1 Node Charge, per AIN Toolkit Subscription, per node, per query	N/A	NA
SCP Storage Charge, per SMS Access Acct, per 100 Kb	N/A	NA
Monthly Report - per AIN Toolkit Service Subscription	BAPMS	NA
NRC	BAPMS	NA
NRC - Disconnect	BAPMS	NA
Special Study - per AIN Toolkit Service Subscription	BAPLS	NA
NRC	BAPLS	NA
NRC - Disconnect	BAPLS	NA
Call Event Report - per AIN Toolkit Service Subscription	BAPDS	NA
NRC	BAPDS	NA
NRC - Disconnect	BAPDS	NA
Call Event special Study - per AIN Toolkit Service Subscription	BAPES	NA
NRC	BAPES	NA
NRC - Disconnect	BAPES	NA
CALLING NAME (CNAM) QUERY SERVICE		
CNAM (Database Owner), Per Query	N/A	\$0.016
CNAM (Non-Database Owner), Per Query *	N/A	\$0.01
NRC, applicable when Frankfort Plant Board uses the Character Based User Interface (CHUI) method to transmit the names to the BellSouth CNAM database	N/A	\$595.00
* Volume and term arrangements are also available.		
SELECTIVE ROUTING		
Per Line or PBX Trunk, each		\$10.00 (Interim Rate)
NRC		NA
Customized routing per unique line class code, per request, per switch		
NRC	USRCR	\$229.65
NRC - Incremental Charge - Manual Service Order		NA
VIRTUAL COLLOCATION		
2-wire Cross-Connect		
RC	UEAC2	\$0.31
NRC - 1st	UEAC2	\$54.21
NRC - Add'l	UEAC2	\$51.07
NRC - Disconnect - 1st	UEAC2	NA
NRC - Disconnect - Add'l	UEAC2	NA
4-wire Cross-Connect		
RC	UEAC4	\$0.62
NRC - 1st	UEAC4	\$54.23
NRC - Add'l	UEAC4	\$50.96
NRC - Disconnect - 1st	UEAC4	NA
NRC - Disconnect - Add'l	UEAC4	NA
2-fiber Cross-Connect		
RC	CNC2F	\$15.64
NRC - 1st	CNC2F	\$41.56
NRC - Add'l	CNC2F	\$29.82
NRC - Disconnect - 1st	CNC2F	NA

**BELLSOUTH/FRANKFORT PLANT BOARD RATES
 NETWORK ELEMENTS AND OTHER SERVICES**

DESCRIPTION		USOC	KY
	NRC - Disconnect - Add'l	CNC2F	NA
4-fiber Cross-Connect			
	RC	CNC4F	\$28.11
	NRC - 1st	CNC4F	\$50.53
	NRC - Add'l	CNC4F	\$38.78
	NRC - Disconnect - 1st	CNC4F	NA
	NRC - Disconnect - Add'l	CNC4F	NA
NOTES:			
If no rate is identified in the contract, the rate for the specific service or function will be as set forth in applicable BellSouth tariff or as negotiated by the parties upon request by either party.			
1	In states where a specific NRC for customer transfer, feature additions and changes is not stated, the applicable NRC from the appropriate tariff applies.		
2	Transmission/usage charges associated with POTS circuit switched usage will also apply to circuit switched voice and/or circuit switched data transmission by B-Channels associated with 2-wire ISDN ports.		
3	Access to B Channel or D Channel Packet capabilities will be available only through BFR/NBR Process. Rates for the packet capabilities will be determined via the BFR/NBR Process.		
4	This rate element is for those states which have a specific rate for User Profile per B channel		
5	When CLEC buys the switch at the network element rate it will receive vertical services at no additional charge, but when it buys combinations of elements to produce a BellSouth retail service, and thus comes under the resale pricing provisions, it must also pay the wholesale rate for vertical services, if those services are in the retail tariff on the effective date of the agreement. Vertical services which are not in the retail tariff but which can be provided by the switch will be available at no additional charges. (NC)		
6	This rate element is for use in those states with a different rate for additional minutes of use.		
7	BellSouth and CLEC shall negotiate rates for this offering. If agreement is not reached within sixty (60) days of the Effective Date, either party may petition the Florida PSC to settle the disputed charge or charges. (FL)		
8	This rate element is for states w/o separate rates for 800 calls with 800 No. Delivery vs POTS No. Delivery and calls with Optnl Complex Features vs w/o Optnl Complex Features.		
9	This charge is only applicable where signaling usage measurement or billing capability does not exist.		

Attachment 3

Network Interconnection

Network Interconnection: Call Transport and Termination

The Parties shall provide interconnection with each other's networks for the transmission and routing of telephone exchange service (local) and exchange access (intraLATA toll and switched access) on the following terms:

1. Network Interconnection

All negotiated rates, terms and conditions set forth in this Attachment pertain to the provision of network interconnection.

- 1.1 Interconnection is available to both Parties through: (1) delivery of a Party's facilities to a collocation arrangement or Fiber Meet arrangement as defined in this Agreement; or (2) interconnection via purchase of facilities from the other Party. Interconnection may be provided by the Parties at any other technically feasible point. Requests to BellSouth for interconnection at other points may be made through the Bona Fide Request/New Business Request process set out in General Terms and Conditions.
- 1.2 Frankfort Plant Board must establish, at a minimum, a single Point of Presence, Interface, and Interconnection with BellSouth within the LATA for the delivery of Frankfort Plant Board's originated local, intraLATA toll and transit traffic. If Frankfort Plant Board chooses to interconnect at a single Point of Interconnection within a LATA, the interconnection must be at a BellSouth Access Tandem. Furthermore, Frankfort Plant Board must establish Points of Interconnection at all BellSouth access and local tandems where Frankfort Plant Board NXXs are "homed." A "Homing" arrangement is defined by a "Final" Trunk Group between the BellSouth Tandem and Frankfort Plant Board End Office switch. A "Final" Trunk Group is the last choice telecommunications path between the Tandem and End Office switch. It is Frankfort Plant Board's responsibility to enter its own NPA/NXX access and/or local tandem "homing" arrangements into the national Local Exchange Routing Guide (LERG).
- 1.2.1 In order for Frankfort Plant Board to home its NPA/NXX(s) on a BellSouth Tandem, Frankfort Plant Board's NPA/NXX(s) must be assigned to an Exchange Rate Center Area served by that BellSouth Tandem and as specified by BellSouth. The specified association between BellSouth Tandems and Exchange Rate Center Areas is defined in the *BellSouth Call Transport & Termination Service For Facility Based CLECs section of the Facility Based CLEC Activation Requirements Customer Guide* as it is revised from time to time.

- 1.3 A **Point of Presence (POP)** is the physical location (a structure where the environmental, power, air conditioning, etc. specifications for a Party's terminating equipment can be met) at which a Party establishes itself for obtaining access to the other Party's network. The POP is the physical location within which the Point of Interfaces occur.
- 1.4 A **Point of Interface** is the physical telecommunications interface between BellSouth and Frankfort Plant Board's interconnection functions. It establishes the technical interface and point of operational responsibility. The primary function of the Point of Interface is to serve as the terminus for the interconnection service. The Point of Interface has the following main characteristics:
1. It is a cross-connect point to allow connection, disconnection, transfer or restoration of service.
 2. It is a point where BellSouth and Frankfort Plant Board can verify and maintain specific performance objectives.
 3. It is specified according to the interface offered in the tariff or local interconnection agreement (for example: for DS1 service the FCC No. 1 tariff specifies that the interface meets the technical specifications detailed in Generic Requirements GR-342-CORE, Issue 1, December 1995.)
 4. The Parties provide their own equipment (CPE) to interface with the DS0, DS1, DS3, STS1 and/or OCn circuits on the customer premises.
- 1.5 The **Point of Interconnection** is the point at which the originating Party delivers its originated traffic to the terminating Party's first point of switching on the terminating Party's common (shared) network for call transport and termination. Points of Interconnection are available at either Access Tandems, Local Tandems, or End Offices as described in this Agreement. Frankfort Plant Board's requested Point of Interconnection will also be used for the receipt and delivery of transit traffic at BellSouth Access and Local Tandems. Points of Interconnection established at the BellSouth Local Tandem apply only to Frankfort Plant Board-originated local and local originating and terminating transit traffic.
- 1.6 Frankfort Plant Board, at its option, shall establish Points of Presence and Points of Interface for the delivery of its originated local and intraLATA toll traffic to BellSouth. The Point of Interface may not necessarily be established at the Point of Interconnection.
- 1.7 BellSouth, at its option, shall designate the Points of Presence and Points of Interface for the delivery of its originated local and intraLATA toll traffic to Frankfort Plant Board for call transport and termination by Frankfort Plant Board. The Point of Interface may not necessarily be established

at the Point of Interconnection. BellSouth may designate a Point of Interface in each BellSouth flat rated local calling area.

1.8 Interconnection via Purchase of Facilities

- 1.8.1 The originating Party may purchase Local Channel facilities from the terminating Party from the originating Party's specified Point of Interface to its serving wire center. The Parties agree that charges for such Local Channel facilities are as set forth in Exhibit A to this Attachment. If a nonrecurring or recurring rate is not identified in Exhibit A for a Local Channel, the rate shall be as set forth in the appropriate BellSouth intrastate or interstate tariff for switched access services.
- 1.8.2 Additionally, either Party may purchase Dedicated Transport facilities from its designated serving wire center to the other Party's first point of switching. The Parties agree that charges for such Dedicated Transport facilities are as set forth in Exhibit A to this Attachment. If a nonrecurring or recurring rate is not identified in Exhibit A for Dedicated Transport, the rate shall be as set forth in the appropriate BellSouth intrastate or interstate tariff for switched access services.
- 1.8.3 For the purposes of this Attachment, Local Channel is defined as a switch transport facility between a Party's Point of Presence and its designated serving wire center.
- 1.8.4 For the purposes of this Attachment, Serving Wire Center is defined as the wire center owned by one Party from which the other Party would normally obtain dial tone for its Point of Presence.
- 1.8.5 For the purposes of this Attachment, Dedicated Transport is defined as a switch transport facility between a Party's designated serving wire center and the first point of switching on the other Party's common (shared) network.
- 1.9 BellSouth **Multiple Tandem Access (MTA)** provides for LATA wide BellSouth transport and termination of Frankfort Plant Board-originated intraLATA toll and local traffic, that is transported by BellSouth, by establishing a Point of Interconnection at a BellSouth access tandem with routing through multiple BellSouth access tandems as required. However, Frankfort Plant Board must still establish Points of Interconnection at all BellSouth access tandems where Frankfort Plant Board NXXs are "homed". If Frankfort Plant Board does not have NXXs homed at a BellSouth access tandem within a LATA and elects not to establish Points of Interconnection at such BellSouth access tandem, Frankfort Plant Board can order MTA in each BellSouth access tandem within the LATA where it does have a Point of Interconnection and BellSouth will terminate traffic to end-users served through those BellSouth access tandems

where Frankfort Plant Board does not have a Point of Interconnection. MTA shall be provisioned in accordance with BellSouth's Ordering Guidelines.

- 1.9.1 MTA does not include switched access traffic that transits the BellSouth network to an Interexchange Carrier (IXC). Switched Access traffic will be delivered to and by IXCs based on Frankfort Plant Board's NXX Access Tandem homing arrangement as specified by Frankfort Plant Board in the national LERG.
- 1.9.2 For Frankfort Plant Board-originated local and intraLATA toll traffic that BellSouth transports but is destined for termination by a third Party network (transit traffic), BellSouth MTA is required if multiple BellSouth access tandems are necessary to deliver the call to the third Party network.
- 1.9.3 The Parties agree that compensation for the BellSouth transport and/or termination of Frankfort Plant Board's local and intraLATA toll traffic will be billed on a statewide basis at the applicable rates specified in Exhibit A to this Attachment for local traffic and at the BellSouth intrastate switched access tariff rates for intraLATA toll traffic.
- 1.9.4 To the extent Frankfort Plant Board does not purchase MTA in a calling area that has multiple access tandems serving the calling area as defined by BellSouth, Frankfort Plant Board must establish Points of Interconnection to every access tandem in the calling area in order to serve the entire calling area. To the extent Frankfort Plant Board does not purchase MTA and provides intraLATA toll service to its customers, it may be necessary for it to establish a Point of Interconnection to additional BellSouth access tandems that serve end offices outside the local calling area. To the extent Frankfort Plant Board routes its traffic in such a way that utilizes BellSouth's MTA service without properly ordering MTA service, Frankfort Plant Board agrees to pay BellSouth the associated transport and termination charges.

1.10 Local Tandem Interconnection.

- 1.10.1 This interconnection arrangement allows Frankfort Plant Board to establish a Point of Interconnection at BellSouth local tandems for: (1) the delivery of Frankfort Plant Board-originated local traffic transported and terminated by BellSouth to BellSouth end offices within the local calling area as defined in BellSouth's GSST, section A3 served by those BellSouth local tandems, and (2) for local transit traffic transported by BellSouth for third party network providers who have also established Points of Interconnection at those BellSouth local tandems.
- 1.10.2 When a specified local calling area is served by more than one BellSouth local tandem, Frankfort Plant Board must designate a "home" local

tandem for each of its assigned NPA/NXXs and establish trunk connections to such local tandems. Additionally, Frankfort Plant Board may choose to establish a Point of Interconnection at the BellSouth local tandems where it has no codes homing but is not required to do so. Frankfort Plant Board may deliver local traffic to a "home" BellSouth local tandem that is destined for other BellSouth or third party network provider end offices subtending other BellSouth local tandems in the same local calling area where Frankfort Plant Board does not choose to establish a Point of Interconnection. It is Frankfort Plant Board's responsibility to enter its own NPA/NXX local tandem homing arrangements into the (LERG) either directly or via a vendor in order for other third party network providers to determine appropriate traffic routing to Frankfort Plant Board's codes. Likewise, Frankfort Plant Board shall obtain its routing information from the LERG.

- 1.10.3 Notwithstanding establishing Points of Interconnection to BellSouth's local tandems, Frankfort Plant Board must also establish Points of Interconnection to BellSouth access tandems within the LATA on which Frankfort Plant Board has NPA/NXX's homed for the delivery of Interexchange Carrier Switched Access (SWA) and toll traffic, and traffic to Type 2A CMRS connections located at the access tandems. BellSouth cannot switch SWA traffic through more than one BellSouth access tandem. SWA, Type 2A CMRS or toll traffic routed to the local tandem in error will not be backhauled to the BellSouth access tandem for completion. (Type 2A CMRS interconnection is defined in BellSouth's A35 General Subscriber Services Tariff.)
- 1.10.4 BellSouth's provisioning of local tandem interconnection assumes that Frankfort Plant Board has executed the necessary local interconnection agreements with the other third party network providers subtending those local tandems as required by the Act.
- 1.11 Fiber Meet
- 1.11.1 "Fiber-Meet" is an interconnection arrangement whereby the Parties physically interconnect their networks via an optical fiber interface (as opposed to an electrical interface) at which one Party's facilities, provisioning, and maintenance responsibility begins and the other Party's responsibility ends (i.e. Point Of Interface).
- 1.11.2 If Frankfort Plant Board elects to interconnect with BellSouth pursuant to a Fiber Meet, Frankfort Plant Board and BellSouth shall jointly engineer and operate a Synchronous Optical Network ("SONET") transmission system by which they shall interconnect their transmission and routing of local traffic via a Local Channel facility at either the DS0, DS1, or DS3 level. The Parties shall work jointly to determine the specific transmission system. However, Frankfort Plant Board's SONET transmission must be

compatible with BellSouth's equipment in the BellSouth Interconnection Wire Center ("BIWC"). The same vendor's equipment and software version must be used, and the Data Communications Channel (DCC) must be turned off.

- 1.11.3 BellSouth shall, wholly at its own expense, procure, install and maintain the agreed upon SONET equipment in the BIWC.
- 1.11.4 Frankfort Plant Board shall, wholly at its own expense, procure, install and maintain the agreed upon SONET equipment in the Frankfort Plant Board Interconnection Wire Center ("Frankfort Plant Board Wire Center").
- 1.11.5 BellSouth shall designate a Point of Interface outside the BIWC as a Fiber Meet point, and shall make all necessary preparations to receive, and to allow and enable Frankfort Plant Board to deliver, fiber optic facilities into the Point of Interface with sufficient spare length to reach the fusion splice point at the Point of Interface. BellSouth shall, wholly at its own expense, procure, install, and maintain the fusion splicing point in the Point of Interface. A Common Language Location Identification ("CLLI") code will be established for each Point of Interface. The code established must be a building type code. All orders shall originate from the Point of Interface (i.e., Point of Interface to Frankfort Plant Board, Point of Interface to BellSouth).
- 1.11.6 Frankfort Plant Board shall deliver and maintain such strands wholly at its own expense. Upon verbal request by Frankfort Plant Board, BellSouth shall allow Frankfort Plant Board access to the Fiber Meet entry point for maintenance purposes as promptly as possible.
- 1.11.7 The Parties shall jointly coordinate and undertake maintenance of the SONET transmission system. Each Party shall be responsible for maintaining the components of their own SONET transmission system.
- 1.11.8 Each Party will be responsible for (i) providing its own transport facilities to the Fiber Meet, and (ii) the cost to build-out its facilities to such Fiber Meet.
- 1.11.9 Neither Party shall charge the other for its portion of the Fiber Meet facility used exclusively for non-transit local traffic (i.e. the Local Channel). Charges incurred for other services including dedicated transport facilities to the Point of Interconnection if applicable will apply. Charges for Switched and Special Access Services shall be billed in accordance with the applicable Access Service tariff (i.e. the BellSouth Interstate or Intrastate Access Services Tariff).

2. Interconnection Trunking and Routing

- 2.1 BellSouth and Frankfort Plant Board shall establish interconnecting trunk groups and trunking configurations between networks including the establishment of one-way or two-way trunks in accordance with the *BellSouth Call Transport & Termination Service For Facility Based CLECs section of the Facility Based CLEC Activation Requirements Customer Guide* as it is revised from time to time.
- 2.2 Any Frankfort Plant Board interconnection request that deviates from the standard trunking configurations as described in the *BellSouth Call Transport & Termination Service For Facility Based CLECs section of the Facility Based CLEC Activation Requirements Customer Guide* that affects traffic delivered to Frankfort Plant Board from a BellSouth switch that requires special BellSouth switch translations and other network modifications will require Frankfort Plant Board to submit a Bona Fide Request/New Business Request set forth in General Terms and Conditions.
- 2.3 All terms and conditions, as well as charges, both non-recurring and recurring, associated with interconnecting trunk groups between BellSouth and Frankfort Plant Board not addressed in Exhibit A shall be as set forth in the appropriate BellSouth intrastate or interstate tariff for switched access services. For two-way trunking that carries the Parties' local and intraLATA toll traffic, excluding transit traffic, the Parties shall be compensated for the nonrecurring and recurring charges for trunks and DS1 facilities at 50% of the applicable contractual or tariff rates for the services provided by each Party. Frankfort Plant Board shall be responsible for ordering and paying for any two-way trunks carrying transit traffic.
- 2.4 The Parties shall utilize direct end office trunking under the following conditions:
- (1) Tandem Exhaust - If a tandem through which the Parties are interconnected is unable to, or is forecasted to be unable to support additional traffic loads for any period of time, the Parties will mutually agree on an end office trunking plan that will alleviate the tandem capacity shortage and ensure completion of traffic between Frankfort Plant Board and BellSouth's subscribers.
- (2) Traffic Volume –To the extent either Party has the capability to measure the amount of traffic between a Frankfort Plant Board switching center and a BellSouth end office, either Party shall install and retain direct end office trunking sufficient to handle actual or reasonably forecasted traffic volumes, whichever is greater, between a Frankfort Plant Board switching center and a BellSouth end office where the traffic exceeds or is forecasted to exceed a single DS1 of local traffic per month. Either Party will install additional capacity between such points when

overflow traffic between Frankfort Plant Board's switching center and BellSouth's end office exceeds or is forecasted to exceed a single DS1 of local traffic per month. In the case of one way trunking, additional trunking shall only be required by the Party whose trunking has achieved the preceding usage threshold.

- 2.4.1 Mutual Agreement - The Parties may install direct end office trunking upon mutual agreement in the absence of the conditions (1) or (2) above and agreement will not unreasonably be withheld.
- 2.5 Switched Access traffic will be delivered to and by IXCs based on Frankfort Plant Board's NXX Access Tandem homing arrangement as specified by Frankfort Plant Board in the national LERG.
- 2.6 All trunk groups will be provisioned as Signaling System 7 (SS7) capable where technically feasible.

3. Network Design and Management for Interconnection

- 3.1 Network Management and Changes. Both Parties will work cooperatively with each other to install and maintain the most effective and reliable interconnected telecommunications networks, including but not limited to, the exchange of toll-free maintenance contact numbers and escalation procedures. Both Parties agree to provide public notice of changes in the information necessary for the transmission and routing of services using its local exchange facilities or networks, as well as of any other changes that would affect the interoperability of those facilities and networks.
- 3.2 Interconnection Technical Standards. The interconnection of all networks will be based upon accepted industry/national guidelines for transmission standards and traffic blocking criteria. Interconnecting facilities shall conform, at a minimum, to the telecommunications industry standard of DS-1 pursuant to Bellcore Standard No. TR-NWT-00499. Signal transfer point, Signaling System 7 ("SS7") connectivity is required at each interconnection point. BellSouth will provide out-of-band signaling using Common Channel Signaling Access Capability where technically and economically feasible, in accordance with the technical specifications set forth in the BellSouth Guidelines to Technical Publication, TR-TSV-000905. Facilities of each Party shall provide the necessary on-hook, off-hook answer and disconnect supervision and shall hand off calling number ID (Calling Party Number) when technically feasible.
- 3.3 Quality of Interconnection. The local interconnection for the transmission and routing of telephone exchange service and exchange access that each Party provides to each other will be at least equal in quality to what it provides to itself and any subsidiary or affiliate, where technically feasible, or to any other Party to which each party provides local interconnection.

- 3.4 Network Management Controls. Both parties will work cooperatively with each other to apply sound network management principles by invoking appropriate network management controls, e.g., call gapping, to alleviate or prevent network congestion.
- 3.5 Common Channel Signaling. Both parties will provide LEC-to-LEC Common Channel Signaling (“CCS”) to each other, where available, in conjunction with all traffic in order to enable full interoperability of CLASS features and functions except for call return. All CCS signaling parameters will be provided, including automatic number identification (“ANI”), originating line information (“OLI”) calling company category, charge number, etc. All privacy indicators will be honored, and each Party will cooperate with each other on the exchange of Transactional Capabilities Application Part (“TCAP”) messages to facilitate full interoperability of CCS-based features between the respective networks.
- 3.6 Forecasting Requirements. The Parties shall exchange technical descriptions and forecasts of their interconnection and traffic requirements in sufficient detail necessary to establish the interconnections required to assure traffic completion to and from all customers in their respective designated service areas. In order for BellSouth to provide as accurate reciprocal trunking forecasts as possible to Frankfort Plant Board, Frankfort Plant Board must timely inform BellSouth of any known or anticipated events that may affect BellSouth reciprocal trunking requirements. If Frankfort Plant Board refuses to provide such information, BellSouth shall provide reciprocal trunking forecasts based only on existing trunk group growth and BellSouth’s annual estimated percentage of BellSouth subscriber line growth.
- 3.6.1 Both parties shall meet every six months or at otherwise mutually agreeable intervals for the purpose of exchanging non-binding forecast of its traffic and volume requirements for the interconnection and network elements provided under this Agreement, in the form and in such detail as agreed by the Parties. The Parties agree that each forecast provided under this Section shall be deemed “Confidential Information” in the General Terms and Conditions – Part A of this Agreement.
- 3.6.2 The trunk forecast should include trunk requirements for all of the interconnecting trunk groups for the current year plus the next two future years. The forecast meeting between the two companies may be a face-to-face meeting, video conference or audio conference. It may be held regionally or geographically. Ideally, these forecast meetings should be held at least semi-annually, or more often if the forecast is no longer usable. Updates to a forecast or portions thereof should be made whenever the Party providing the forecast deems that the latest trunk requirements exceed the original quantities by 24 trunks or 10%,

whichever is greater. Either Party should notify the other Party if they have measurements indicating that a trunk group is exceeding its designed call carrying capacity and is impacting other trunk groups in the network. Also, either Party should notify the other Party if they know of situations in which the traffic load is expected to increase significantly and thus affect the interconnecting trunk requirements as well as the trunk requirements within the other Party's network.

3.6.3 For a non-binding trunk forecast, agreement between the two Parties on the trunk quantities and the timeframe of those trunks does not imply any liability for failure to perform if the trunks are not available for use at the required time.

3.7 Signaling Call Information. BellSouth and Frankfort Plant Board will send and receive 10 digits for local traffic. Additionally, BellSouth and Frankfort Plant Board will exchange the proper call information, i.e. originated call company number and destination call company number, CIC, and OZZ, including all proper translations for routing between networks and any information necessary for billing.

4. Parity in Ordering and Provisioning

Each Party shall provide interconnection ordering and provisioning services to the other Party that are equal to the ordering and provisioning services the Parties provide themselves. Detailed procedures for ordering and provisioning BellSouth interconnection services are set forth in the *BellSouth Call Transport & Termination Service For Facility Based CLECs section of the Facility Based CLEC Activation Requirements Customer Guide*.

5. Local Dialing Parity

Each party shall provide local dialing parity, meaning that each Party's customers will not have to dial any greater number of digits than the other Party's customers to complete the same call. In addition, under equivalent interconnection arrangements, Frankfort Plant Board local service customers will experience at least the same quality as BellSouth local service customers regarding post-dial delay, call completion rate and transmission quality.

6. Interconnection Compensation

6.1 Compensation for Call Transportation and Termination for Local Traffic

6.1.1 Local Traffic. Until the Commission, the FCC or a court of competent jurisdiction determines, in a final and non-appealable order ("Order"), whether Enhanced Service Provider ("ESP") and Information Service

Provider ("ISP") traffic is within the definition of Local Traffic, such traffic will be held for payment until the jurisdiction of such traffic is determined. The Parties will maintain billing records identifying all such ESP and ISP traffic as stated in General Terms and Conditions of this Agreement.

- 6.1.2 The Parties shall provide for the mutual and reciprocal recovery of the costs for the elemental functions performed in transporting and terminating local traffic on each other's networks. The Parties agree that charges for transport and termination of calls on its respective networks are as set forth in Exhibit A to this Attachment.
- 6.1.3 For the purposes of this Attachment, Common (Shared) Transport is defined as the transport of one Party's traffic by the other Party over the other Party's common (shared) facilities between the other Party's tandem switch and end office switch and/or between the other Party's tandem switches.
- 6.1.4 For the purposes of this Attachment, Tandem Switching is defined as the function that establishes a communications path between two switching offices through a third switching office (the Tandem switch).
- 6.1.5 For the purposes of this Attachment, End Office Switching is defined as the function that establishes a communications path between the trunk side and line side of the End Office switch.
- 6.1.6 If Frankfort Plant Board utilizes a switch outside the LATA and BellSouth chooses to purchase dedicated or common (shared) transport from Frankfort Plant Board for transport and termination of BellSouth originated traffic, BellSouth will pay Frankfort Plant Board no more than the airline miles between the V & H coordinates of the Point of Interface within the LATA where Frankfort Plant Board receives the BellSouth-originated traffic and the V & H coordinates of the BellSouth Exchange Rate Center Area that the Frankfort Plant Board terminating NPA/NXX is associated in the same LATA. For these situations, BellSouth will compensate Frankfort Plant Board at either dedicated or common (shared) transport rates specified in Exhibit A and based upon the functions provided by Frankfort Plant Board as defined in this Attachment.
- 6.1.7 Neither Party shall represent access services traffic (e.g. Internet Protocol (IP) Telephony, FGA, FGB, etc.) as Local Traffic for purposes of payment of reciprocal compensation.
- 6.2 Unidentifiable traffic. Frankfort Plant Board shall utilize its NPA/NXXs in such a way and will provide the necessary information so that BellSouth shall be able to distinguish Local from IntraLATA Toll traffic for BellSouth originated traffic. Frankfort Plant Board end users' assigned NPA/NXX line numbers shall be physically located in the BellSouth rate center with which the NPA/NXX has been associated. Whenever BellSouth delivers

traffic to Frankfort Plant Board for termination on the Frankfort Plant Board's network, if BellSouth cannot determine, because of the manner in which Frankfort Plant Board has utilized its NXX codes whether the traffic is local or toll, BellSouth will charge the applicable rates for originating intrastate network access service as reflected in BellSouth's Intrastate Access Service Tariff. BellSouth will make appropriate billing adjustments if Frankfort Plant Board can provide sufficient information for BellSouth to determine whether said traffic is local or toll.

- 6.3 Percent Local Use. Each Party will report to the other a Percentage Local Usage ("PLU"). The application of the PLU will determine the amount of local minutes to be billed to the other Party. For purposes of developing the PLU, each Party shall consider every local call and every long distance call, excluding intermediary traffic. By the first of January, April, July and October of each year, BellSouth and Frankfort Plant Board shall provide a positive report updating the PLU. Detailed requirements associated with PLU reporting shall be as set forth in BellSouth's Standard Percent Local Use Reporting Platform for Interconnection Purchasers, as it is amended from time to time during this Agreement. Notwithstanding the foregoing, where the terminating Party has message recording technology that identifies the jurisdiction of traffic terminated as defined in this Agreement, such information, in lieu of the PLU factor, shall at the terminating Party's option be utilized to determine the appropriate local usage compensation to be paid.
- 6.4 Percentage Interstate Usage. For combined interstate and intrastate Frankfort Plant Board traffic terminated by BellSouth over the same facilities, Frankfort Plant Board will be required to provide a projected Percentage Interstate Usage ("PIU") to BellSouth. All jurisdictional report requirements, rules and regulations for Interexchange Carriers specified in BellSouth's Intrastate Access Services Tariff will apply to Frankfort Plant Board. After interstate and intrastate traffic percentages have been determined by use of PIU procedures, the PLU factor will be used for application and billing of local interconnection. Notwithstanding the foregoing, where the terminating Party has message recording technology that identifies the jurisdiction of traffic terminated as defined in this Agreement, such information, in lieu of the PIU and PLU factor, shall at the terminating Party's option be utilized to determine the appropriate local usage compensation to be paid.
- 6.5 Audits. On thirty (30) days written notice, each Party must provide the other the ability and opportunity to conduct an annual audit to ensure the proper billing of traffic. BellSouth and Frankfort Plant Board shall retain records of call detail for a minimum of nine months from which a PLU and/or PIU can be ascertained. The audit shall be accomplished during normal business hours at an office designated by the Party being audited. Audit requests shall not be submitted more frequently than one (1) time per calendar year. Audits shall be performed by a mutually acceptable

independent auditory paid for by the Party requesting the audit. The PLU and/or PIU shall be adjusted based upon the audit results and shall apply to the usage for the quarter the audit was completed, to the usage for the quarter prior to the completion of the audit, and to the usage for the two quarters following the completion of the audit. If, as a result of an audit, either Party is found to have overstated the PLU and/or PIU by twenty percentage points (20%) or more, that Party shall reimburse the auditing Party for the cost of the audit.

6.6 Compensation for IntraLATA Toll Traffic

6.6.1 IntraLATA Toll Traffic. IntraLATA Toll Traffic is defined as any telephone call that is not local or switched access per this Agreement.

6.6.2 Compensation for intraLATA toll traffic. For terminating its intraLATA toll traffic on the other company's network, the originating Party will pay the terminating Party BellSouth's current intrastate or interstate, whichever is appropriate, terminating switched access tariff rates as set forth in BellSouth's Intrastate or Interstate Access Services Tariff. The appropriate charges will be determined by the routing of the call. If Frankfort Plant Board is the BellSouth end user's presubscribed interexchange carrier or if the BellSouth end user uses Frankfort Plant Board as an interexchange carrier on a 101XXXX basis, BellSouth will charge Frankfort Plant Board the appropriate BellSouth tariff charges for originating switched access services.

6.6.3 Compensation for 8XX Traffic. Each Party shall compensate the other pursuant to the appropriate switched access charges, including the database query charge as set forth in the BellSouth intrastate or interstate switched access tariffs.

6.6.4 Records for 8XX Billing. Each Party will provide to the other the appropriate records necessary for billing intraLATA 8XX customers. The records provided will be in a standard EMI format for a fee of \$0.013 per record.

6.6.5 8XX Access Screening. BellSouth's provision of 8XX TFD to Frankfort Plant Board requires interconnection from Frankfort Plant Board to BellSouth 8XX SCP. Such interconnections shall be established pursuant to BellSouth's Common Channel Signaling Interconnection Guidelines and Bellcore's CCS Network Interface Specification document, TR-TSV-000905. Frankfort Plant Board shall establish CCS7 interconnection at the BellSouth Local Signal Transfer Points serving the BellSouth 8XX SCPs that Frankfort Plant Board desires to query. The terms and conditions for 8XX TFD are set out in BellSouth's Intrastate Access Services Tariff as amended.

6.7 Mutual Provision of Switched Access Service

- 6.7.1 Switched Access Traffic. Switched Access Traffic is as defined in the BellSouth Access Tariff. Additionally, IP Telephony traffic will be considered switched access traffic.
- 6.7.2 When BellSouth and Frankfort Plant Board provide an access service connection between an interexchange carrier (“IXC”) and each other, each Party will provide its own access services to the IXC on a multi-bill, multi-tariff meet-point basis. Each Party will bill its own access services rates to the IXC with the exception of the interconnection charge. The interconnection charge will be billed by the Party providing the end office function. Each party will use the Multiple Exchange Carrier Access Billing (MECAB) system to establish meet point billing for all applicable traffic. Thirty (30)-day billing periods will be employed for these arrangements. The recording Party agrees to provide to the Initial Billing Party (IBP), at no charge, the switched access detailed usage data within no more than sixty (60) days after the recording date. The IBP will provide the switched access summary usage data to all subsequent billing Parties within 10 days of rendering the initial bill to the IXC. Each Party will notify the other when it is not feasible to meet these requirements so that the customers may be notified for any necessary revenue accrual associated with the significantly delayed recording or billing. As business requirements change data reporting requirements may be modified as necessary.
- 6.7.3 Where either Party has been notified that the other Party has a Billing Guarantee Practice, each Party so notified (the IBP or the recording Party) will be held liable for any access revenues which it has caused to be determined unbillable under the guidelines of such Billing Guarantee Practice of the other Party. Each Party will provide complete documentation to the other to substantiate any claim of unbillable access revenues. A negotiated settlement will be agreed upon between the Parties.
- 6.7.4 Each Party will retain for a minimum period of sixty (60) days, access message detail sufficient to recreate any data which is lost or damaged by their company or any third party involved in processing or transporting data.
- 6.7.5 Each Party agrees to recreate the lost or damaged data within forty-eight (48) hours of notification by the other or by an authorized third party handling the data.
- 6.7.6 Each Party also agrees to process the recreated data within forty-eight (48) hours of receipt at its data processing center.
- 6.7.7 All claims should be filed with the other Party within 120 days of the receipt of the date of the unbillable usage.

- 6.7.8 The IBP shall keep records of its billing activities relating to jointly-provided Intrastate and Interstate access services in sufficient detail to permit the Subsequent Billing Party to, by formal or informal review or audit, to verify the accuracy and reasonableness of the jointly-provided access billing data provided by the IBP. Each Party agrees to cooperate in such formal or informal reviews or audits and further agrees to jointly review the findings of such reviews or audits in order to resolve any differences concerning the findings thereof.
- 6.8 Transit Traffic Service. Each Party shall provide tandem switching and transport services for the other's transit traffic. Transit traffic is traffic originating on one Party's network that is switched and transported by the other Party and delivered to a third party's network. Rates for local transit traffic shall be the applicable call transport and termination charges as set forth in Exhibit A to this Attachment. Rates for intraLATA toll and Switched Access transit traffic shall be the applicable call transport and termination charges as set forth in BellSouth Interstate or Intrastate Switched Access tariffs. Billing associated with all transit traffic shall be pursuant to MECAB procedures. Wireless Type 1 traffic shall not be treated as transit traffic from a routing or billing perspective. Wireless Type 2A traffic shall not be treated as transit traffic from a routing or billing perspective until BellSouth and the Wireless carrier have the capability to properly meet-point-bill in accordance with MECAB guidelines.
- 6.8.1 The delivery of traffic which transits the BellSouth network and is transported to another carrier's network is excluded from any BellSouth billing guarantees and will be delivered at the rates stipulated in this Agreement to a terminating carrier. BellSouth agrees to deliver this traffic to the terminating carrier; provided, however, that Frankfort Plant Board is solely responsible for negotiating and executing any appropriate contractual agreements with the terminating carrier for the receipt of this traffic through the BellSouth network. BellSouth will not be liable for any compensation to the terminating carrier or to Frankfort Plant Board. Frankfort Plant Board agrees to compensate BellSouth for any charges or costs for the delivery of transit traffic to a connecting carrier on behalf of Frankfort Plant Board. Additionally, the Parties agree that any billing to a third party or other telecommunications carrier under this section shall be pursuant to MECAB procedures.
- 6.9 Interconnection with Enhanced Service Providers (ESPs)/Information Service Providers (ISPs). Traffic originated to and terminated by ESPs/ISPs shall not be included in the local interconnection compensation arrangements of this Agreement unless and until a Commission or the FCC determines, in a final and non-appealable Order, that such traffic shall be included in local interconnection compensation arrangements, whereupon either Party may request renegotiation of the affected provisions of this Agreement under Section 15 of the General Terms and Conditions.

7. FRAME RELAY SERVICE

- 7.1 In addition to the Local Interconnection services set forth above, BellSouth will offer a network to network Interconnection arrangement between BellSouth's and Frankfort Plant Board's frame relay switches as set forth below. The following provisions will apply only to Frame Relay Service and Exchange Access Frame Relay Service in those states in which Frankfort Plant Board is certified and providing Frame Relay Service as a Local Exchange Carrier and where traffic is being exchanged between Frankfort Plant Board and BellSouth Frame Relay Switches in the same LATA.
- 7.2 The Parties agree to establish two-way Frame Relay facilities between their respective Frame Relay Switches to the mutually agreed upon Frame Relay Service point(s) of interconnection ("POI(s)") within the LATA. All POIs shall be within the same Frame Relay Network Serving Areas as defined in Section A40 of BellSouth's General Subscriber Service Tariff except as set forth in this Attachment.
- 7.3 Upon the request of either Party, such interconnection will be established where BellSouth and Frankfort Plant Board have Frame Relay Switches in the same LATA. Where there are multiple Frame Relay switches in one central office, an interconnection with any one of the switches will be considered an interconnection with all of the switches at that central office for purposes of routing packet traffic.
- 7.4 The Parties agree to provision local and IntraLATA Frame Relay Service and Exchange Access Frame Relay Service (both intrastate and interstate) over Frame Relay interconnection facilities between the respective Frame Relay switches and the POIs.
- 7.5 The Parties agree to assess each other reciprocal charges for the facilities that each provides to the other according to the Percent Local Circuit Use Factor (PLCU), determined as follows:
- 7.5.1 If the data packets originate and terminate in locations in the same LATA, and consistent with the local definitions of the Agreement, the traffic is considered local. Frame Relay framed packet data is transported within Virtual Circuits (VC). For the purposes of this Agreement, if all the data packets transported within a VC remain within the LATA, then consistent with the local definitions in this Agreement, the traffic on that VC is local ("Local VC").
- 7.5.2 If the originating and terminating locations of the two way packet data traffic are not in the same LATA, the traffic on that VC is interLATA ("InterLATA VC").

- 7.5.3 The PLCU is determined by dividing the total number of Local VCs, by the total number of VCs on each Frame Relay facility. To facilitate implementation, Frankfort Plant Board may determine its PLCU in aggregate, by dividing the total number of Local VCs in a given LATA by the total number VCs in that LATA. The Parties agree to renegotiate the method for determining PLCU, at BellSouth's request, and within 90 days, if BellSouth notifies Frankfort Plant Board that it has found that this method does not adequately represent the PLCU.
- 7.5.4 If there are no VCs on a facility when it is billed, the PLCU will be zero.
- 7.5.5 BellSouth will provide the circuit between the Parties' respective Frame Relay Switches. The Parties will be compensated as follows: BellSouth will invoice, and Frankfort Plant Board will pay, the total non-recurring and recurring charges for the circuit based upon the rates set forth in BellSouth's Interstate Access Tariff, FCC No. 1. Frankfort Plant Board will then invoice, and BellSouth will pay, an amount calculated by multiplying the BellSouth billed charges for the circuit by one-half of Frankfort Plant Board's PLCU.
- 7.6 The Parties agree to compensate each other for Frame Relay network-to-network interface (NNI) ports based upon the NNI rates set forth in BellSouth's Interstate Access Tariff, FCC No. 1. Compensation for each pair of NNI ports will be calculated as follows: BellSouth will invoice, and Frankfort Plant Board will pay, the total non-recurring and recurring charges for the NNI port. Frankfort Plant Board will then invoice, and BellSouth will pay, an amount calculated by multiplying the BellSouth billed non-recurring and recurring charges for the NNI port by Frankfort Plant Board's PLCU.
- 7.7 Each Party agrees that there will be no charges to the other Party for its own subscriber's Permanent Virtual Circuit (PVC) rate elements for the local PVC segment from its Frame Relay switch to its own subscriber's premises. PVC rate elements include the Data Link Connection Identifier (DLCI) and Committed Information Rate (CIR).
- 7.8 For the PVC segment between the Frankfort Plant Board and BellSouth Frame Relay switches, compensation for the PVC charges is based upon the rates in BellSouth's Interstate Access Tariff, FCC No. 1.
- 7.9 Compensation for PVC rate elements will be calculated as follows:
- 7.9.1 If Frankfort Plant Board orders a VC connection between a BellSouth subscriber's PVC segment and a PVC segment from the BellSouth Frame Relay switch to the Frankfort Plant Board Frame Relay switch, BellSouth will invoice, and Frankfort Plant Board will pay, the total non-recurring and recurring PVC charges for the PVC segment between the BellSouth and

Frankfort Plant Board Frame Relay switches. If the VC is a Local VC, Frankfort Plant Board will then invoice and BellSouth will pay, the total nonrecurring and recurring PVC charges billed for that segment. If the VC is not local, no compensation will be paid to Frankfort Plant Board for the PVC segment.

- 7.9.2 If BellSouth orders a Local VC connection between a Frankfort Plant Board subscriber's PVC segment and a PVC segment from the Frankfort Plant Board Frame Relay switch to the BellSouth Frame Relay switch, BellSouth will invoice, and Frankfort Plant Board will pay, the total non-recurring and recurring PVC and CIR charges for the PVC segment between the BellSouth and Frankfort Plant Board Frame Relay switches. If the VC is a Local VC, Frankfort Plant Board will then invoice and BellSouth will pay the total non-recurring and recurring PVC and CIR charges billed for that segment. If the VC is not local, no compensation will be paid to Frankfort Plant Board for the PVC segment.
- 7.9.3 The Parties agree to compensate each other for requests to change a PVC segment or PVC service order record, according to the Feature Change charge as set forth in the BellSouth access tariff BellSouth Tariff FCC No. 1.
- 7.9.4 If Frankfort Plant Board requests a change, BellSouth will invoice and Frankfort Plant Board will pay a Feature Change charge for each affected PVC segment.
- 7.9.4.1 If BellSouth requests a change to a Local VC, Frankfort Plant Board will invoice and BellSouth will pay a Feature Change charge for each affected PVC segment.
- 7.9.5 The Parties agree to limit the sum of the CIR for the VCs on a DS1 NNI port to not more than three times the port speed, or not more than six times the port speed on a DS3 NNI port.
- 7.9.6 Except as expressly provided herein, this Agreement does not address or alter in any way either Party's provision of Exchange Access Frame Relay Service or interLATA Frame Relay Service. All charges by each Party to the other for carriage of Exchange Access Frame Relay Service or interLATA Frame Relay Service are included in the BellSouth access tariff BellSouth Tariff FCC No. 1.
- 7.10 Frankfort Plant Board will identify and report quarterly to BellSouth the PLCU of the Frame Relay facilities it uses, per section 7.5.3 above.
- 7.11 Either Party may request a review or audit of the various service components, consistent with the provisions of section E2 of the BellSouth State Access Services tariffs or Section 2 of the BellSouth FCC No.1 Tariff.

7.12 If during the term of this Agreement, BellSouth obtains authority to provide interLATA Frame Relay in any State, the Parties agree to renegotiate this arrangement for the exchange of Frame Relay Service Traffic within one hundred eighty (180) days of the date BellSouth receives interLATA authority. In the event the Parties fail to renegotiate this Section 7 within the one hundred eighty day period, they will submit this matter to the appropriate State commission(s) for resolution.

8. Operational Support Systems (OSS) Rates

BellSouth has developed and made available the following mechanized systems by which Frankfort Plant Board may submit LSRs electronically.

LENS	Local Exchange Navigation System
EDI	Electronic Data Interface
EDI-PC	Electronic Data Interface – Personal Computer
TAG	Telecommunications Access Gateway

LSRs submitted by means of one of these interactive interfaces will incur an OSS electronic ordering charge as specified in the table below. An individual LSR will be identified for billing purposes by its Purchase Order Number (PON). LSRs submitted by means other than one of these interactive interfaces (mail, fax, courier, etc.) will incur a manual order charge as specified in the table below:

OPERATIONAL SUPPORT SYSTEMS		KY
OSS LSR charge, per LSR received from the CLEC by one of the OSS interactive interfaces		\$3.50 SOMEK
Incremental charge per LSR received from the CLEC by means other than one of the OSS interactive interfaces		\$19.99 SOMAN

Note: In addition to the OSS charges, applicable discounted service order and related discounted charges apply per the tariff.

8.1 Denial/Restoral OSS Charge

In the event Frankfort Plant Board provides a list of customers to be denied and restored, rather than an LSR, each location on the list will require a separate PON and, therefore will be billed as one LSR per location.

8.2 Cancellation OSS Charge

Frankfort Plant Board will incur an OSS charge for an accepted LSR that is later canceled by Frankfort Plant Board.

Note: Supplements or clarifications to a previously billed LSR will not incur another OSS charge.

8.3 Threshold Billing Plan

The Parties agree that Frankfort Plant Board will incur the electronic rate for all LSRs, both electronic and manual, if the percentage of electronic LSRs to total LSRs **meets or** exceeds the threshold percentages shown below:

Year	Ratio: Electronic/Total LSRs
2000	80%
2001	90%

The threshold plan will be discontinued in 2002.

BellSouth will track the total LSR volume for each CLEC for each quarter. At the end of that time period, a Percent Electronic LSR calculation will be made for that quarter based on the LSR data tracked in the LCSC. If this percentage exceeds the threshold volume, all of that CLEC's future manual LSRs will be billed at the electronic LSR rate. To allow time for obtaining and analyzing the data and updating the billing system, this billing change will take place on the first day of the second month following the end of the quarter (e.g. May 1 for 1Q, Aug 1 for 2Q, etc.). There will be no adjustments to the amount billed for previously billed LSRs.

BELLSOUTH/FRANKFORT PLANT BOARD
RATES
LOCAL INTERCONNECTION

DESCRIPTION	USOC	KY
LOCAL INTERCONNECTION (CALL TRANSPORT AND TERMINATION)		
End Office Switching, per mou	N/A	\$0.002562
Direct Local Interconnection, per mou		NA
Tandem Switching, per mou	N/A	\$0.001096
Tandem Switching (assumes 5 miles of transport per mou)	N/A	NA
Tandem Local Interconnection, per mou (includes end office switching element)		NA
Multiple Tandem Switching, per mou (applies to initial tandem only), effective 10/99		NA
Local Intermediary, per mou (applies to transit only)		NA
All terms and conditions, as well as charges, both non-recurring and recurring, associated with interconnecting trunk groups between BellSouth and Frankfort Plant Board shall be as set forth in Section E.6 of the appropriate BellSouth intrastate access tariff.		BST State Access Tariff Rates
Tandem Intermediary Charge, per mou*	N/A	\$0.001096
*(This charge is applicable only to intermediary traffic and is applied in addition to applicable switching and/or interconnection charges.)		
INTEROFFICE TRANSPORT		
Common (Shared) Transport		
Common (Shared) Transport per mile per mou	N/A	\$0.000049
Common (Shared) Transport Facilities Termination per mou	N/A	\$0.000426
Interoffice Transport - Dedicated - VG		
Interoffice Transport - Dedicated - 2-Wire VG - per mile	1L5XX	\$0.03
Interoffice Transport - Dedicated - 2-Wire VG - facilities termination per month	1L5XX	\$27.66
NRC - 1st	1L5XX	\$142.31
NRC - Add'l	1L5XX	\$56.21
NRC - Incremental Charge - Manual Service Order - 1st	SOMAC	\$37.21
NRC - Incremental Charge - Manual Service Order - Add'l	SOMAC	\$37.21
Interoffice Transport - Dedicated - DS0 - 56/64 KBPS		
Interoffice Transport - Dedicated - DS0 - per mile per month	1L5XX	\$0.03
Interoffice Transport - Dedicated - DS0 - facilities termination per month	1L5XX	\$26.95
NRC - 1st	1L5XX	\$142.31
NRC - Add'l	1L5XX	\$56.21
NRC - Incremental Charge - Manual Service Order - 1st	SOMAC	\$37.21
NRC - Incremental Charge - Manual Service Order - Add'l	SOMAC	\$37.21
Interoffice Transport - Dedicated - DS1		
Interoffice Transport - Dedicated - DS1 - per mile per month	1L5XX	\$0.45
Interoffice Transport - Dedicated - DS1 - facilities termination per month	U1TF1	\$55.05
NRC - 1st	U1TF1	\$298.18
NRC - Add'l	U1TF1	\$231.23
NRC - Incremental Charge - Manual Service Order - 1st	SOMAC	NA
NRC - Incremental Charge - Manual Service Order - Add'l	SOMAC	NA
Interoffice Transport - Dedicated - DS3		
Interoffice Transport - Dedicated - DS3 - per mile per month	1L5XX	\$12.62
Interoffice Transport - Dedicated - DS3 - facilities termination per month	U1TF3	\$1,204.00
NRC - 1st	U1TF3	\$946.23
NRC - Add'l	U1TF3	\$516.89
NRC - Incremental Charge - Manual Service Order - 1st	SOMAC	\$93.12
NRC - Incremental Charge - Manual Service Order - Add'l	SOMAC	\$93.12
Local Channel - Dedicated		
Local Channel - Dedicated - 2-Wire VG		
Monthly Recurring	N/A	\$22.26
NRC - 1st	N/A	\$597.14
NRC - Add'l	N/A	\$110.52
NRC - Incremental Charge - Manual Service Order - 1st	SOMAC	\$41.46
NRC - Incremental Charge - Manual Service Order - Add'l	SOMAC	NA
Local Channel - Dedicated - 4-Wire VG		
Monthly Recurring	N/A	\$23.38
NRC - 1st	N/A	\$585.15
NRC - Add'l	N/A	\$98.53
NRC - Incremental Charge - Manual Service Order - 1st	SOMAC	\$98.53
NRC - Incremental Charge - Manual Service Order - Add'l	SOMAC	\$11.99
Local Channel - Dedicated - DS1		
Monthly Recurring	TMECS	\$43.80
NRC - 1st	TMECS	\$538.95
NRC - Add'l	TMECS	\$464.94
NRC - Incremental Charge - Manual Service Order - 1st	SOMAC	\$87.71
NRC - Incremental Charge - Manual Service Order - Add'l	SOMAC	NA
Local Channel - Dedicated - DS3		
Monthly Recurring	TMECS	NA
NRC - 1st	TMECS	NA
NRC - Add'l	TMECS	NA
NRC - Incremental Charge - Manual Service Order - 1st	SOMAC	NA
NRC - Incremental Charge - Manual Service Order - Add'l	SOMAC	NA
NOTES:		
If no rate is identified in the contract, the rate for the specific service or function will be as set forth in applicable BellSouth tariff or as negotiated by the parties upon request by either party.		

Attachment 4
Physical Collocation

BELLSOUTH PHYSICAL COLLOCATION

1. SCOPE OF ATTACHMENT

1.1 Scope of Attachment. The rates, terms, and conditions contained within this Attachment shall only apply when Frankfort Plant Board is occupying the collocation space as a sole occupant or as a Host pursuant to Section 4.

All the negotiated rates, terms and conditions set forth in this Attachment pertain to collocation and the provisioning of Collocation Space.

1.2 Right to occupy. Subject to Section 4 of this Attachment, BellSouth hereby grants to Frankfort Plant Board a right to occupy that certain area designated by BellSouth within a BellSouth central office premises, of a size which is specified by Frankfort Plant Board and agreed to by BellSouth (hereinafter "Collocation Space"). Notwithstanding the foregoing, BellSouth shall consider in its designation for cageless collocation any unused space within the BellSouth central office premises. The size specified by Frankfort Plant Board may contemplate a request for space sufficient to accommodate Frankfort Plant Board's growth within a two year period unless otherwise agreed to by the Parties.

1.2.1 Space Reclamation. In the event of space exhaust within a central office premises, Frankfort Plant Board may be required to release space to BellSouth to be allocated to other physical collocation applicants when a minimum of fifty percent of the total amount of space in Frankfort Plant Board's collocation arrangement is not being utilized within the first year of operation, or 100% of the total amount of space by the end of the second year of operation.

1.3 Use of Space. Frankfort Plant Board shall use the Collocation Space for the purposes of installing, maintaining and operating Frankfort Plant Board's equipment (to include testing and monitoring equipment) used or useful primarily to interconnect with BellSouth services and facilities, including access to unbundled network elements, for the provision of telecommunications services. Pursuant to Section 5 following, Frankfort Plant Board may at its option, place Frankfort Plant Board-owned fiber entrance facilities to the Collocation Space. In addition to, and not in lieu of, interconnection to BellSouth services and facilities, Frankfort Plant Board may connect to other interconnectors within the designated BellSouth Central Office (including to its other virtual or physical collocated arrangements) through co-carrier cross connect facilities designated by Frankfort Plant Board pursuant to section 5.6 following. The Collocation Space may be used for no other purposes except as specifically described herein or authorized in writing by BellSouth.

1.4 Rates and charges. Frankfort Plant Board agrees to pay the rates and charges identified at Exhibit A attached hereto.

2. SPACE NOTIFICATION

2.1 Availability of Space. Upon submission of an application pursuant to Section 6, BellSouth will permit Frankfort Plant Board to physically collocate, pursuant to the terms of this Attachment, at any BellSouth central office premises, unless BellSouth has determined that there is no space available due to space limitations or no space available due to technical infeasibility. BellSouth will respond to an application within ten (10) business days as to whether space is available or not available within a BellSouth central office premises.

2.2 Reporting. Upon request from Frankfort Plant Board, BellSouth will provide a written report specifying the amount of collocation space available at the central office premises requested, the number of collocators present at the central office premises, any modifications in the use of the space since the last report or the central office premises requested and the measures BellSouth is taking to make additional space available for collocation arrangements.

2.2.1 The request from Frankfort Plant Board must be written and must include the central office premises and Common Language Location Identification (CLLI) code of the central office premises. Such information regarding central office premises and CLLI code is located in the National Exchange Carriers Association (NECA) FCC No. 4.

2.2.2 BellSouth will respond to a request for a particular Central Office location within ten (10) business days of receipt of such request. BellSouth will make best efforts to respond in ten (10) business days to such a request when the request includes up to and including five (5) Central Office locations within the same state. The response time for requests of more than five (5) shall be negotiated between the Parties. If BellSouth cannot meet the ten business day response time, BellSouth shall notify Frankfort Plant Board and inform Frankfort Plant Board of the time frame under which it can respond.

2.3 Denial of Application. After notifying Frankfort Plant Board that BellSouth has no available space in the requested Central Office ("Denial of Application"), BellSouth will allow Frankfort Plant Board, upon request, to tour the entire Central Office within ten (10) business days of such Denial of Application. In order to schedule said tour within ten (10) business days, the request for a tour of the Central Office must be received by BellSouth within five (5) business days of the Denial of Application.

2.4 Filing of Petition for Waiver. Upon Denial of Application BellSouth will timely file a petition with the Commission pursuant to 47 USC § 251(c)(6).

2.5 Waiting List. On a first come first served basis, BellSouth will maintain a waiting list of requesting carriers who have either received a Denial of Application or, where it is publicly known that the central office premises is out of space, have submitted a Letter of Intent to collocate. BellSouth will notify the telecommunications carriers on the waiting list when space becomes available according to how much space becomes available and the position of telecommunications carrier on said waiting list. Upon request BellSouth will advise Frankfort Plant Board as to its position on the list.

2.6 Public Notification. BellSouth will maintain on its Interconnection Services web site a notification document that will indicate all central office premises that are without available space. BellSouth shall update such document within ten (10) business days of the Denial of Application date. BellSouth will also post a document on its Interconnection Services web site

that contains a general notice where space has become available in a Central Office previously on the space exhaust list. BellSouth shall allocate said available space pursuant to the waiting list referenced in Section 2.5.

2.7 State Agency Procedures. Notwithstanding the foregoing, should any state regulatory agency impose a procedure different than procedures set forth in this section, that procedure shall supersede the requirements set forth herein.

3. COLLOCATION OPTIONS

3.1 Cageless. Except where local building code does not allow cageless collocation, BellSouth shall allow Frankfort Plant Board to collocate Frankfort Plant Board's equipment and facilities without requiring the construction of a cage or similar structure and without requiring the creation of a separate entrance to the Collocation Space. BellSouth shall allow Frankfort Plant Board to have direct access to its equipment and facilities but may require Frankfort Plant Board to use a central entrance to the BellSouth Central Office. BellSouth shall make cageless collocation available in single bay increments pursuant to Section 7. Except where Frankfort Plant Board's equipment requires special technical considerations (e.g., special cable racking, isolated ground plane), BellSouth shall assign cageless Collocation Space in conventional equipment rack lineups where feasible. For equipment requiring special technical considerations, Frankfort Plant Board must provide the equipment layout, including spatial dimensions for such equipment pursuant to generic requirements contained in BellCore (Telcordia) GR-63-Core and shall be responsible for constructing all special technical requirements associated with such equipment pursuant to Section 6.5 following.

3.2 Cages and Adjacent Arrangement Enclosures. BellSouth shall authorize the enclosure of Frankfort Plant Board's equipment and facilities at Frankfort Plant Board's option or if required by local building code. Frankfort Plant Board must arrange with a BellSouth certified contractor to construct a collocation arrangement enclosure in accordance with BellSouth's guidelines and specifications and at its sole expense. BellSouth will provide guidelines and specifications upon request. Where local building codes require enclosure specifications more stringent than BellSouth's standard enclosure specification, Frankfort Plant Board and Frankfort Plant Board's BellSouth certified contractor must comply with local building code requirements. Frankfort Plant Board's BellSouth certified contractor shall be responsible for filing and receiving any and all necessary permits and/or licenses for such construction. The Certified Vendor shall bill Frankfort Plant Board directly for all work performed for Frankfort Plant Board pursuant to this Attachment and BellSouth shall have no liability for nor responsibility to pay such charges imposed by the Certified Vendor. Frankfort Plant Board must provide the local BellSouth building contact with two Access Keys used to enter the locked enclosure. Except in case of emergency, BellSouth will not access Frankfort Plant Board's locked enclosure prior to notifying Frankfort Plant Board.

3.2.1 BellSouth has the right to review Frankfort Plant Board's plans and specifications prior to allowing construction to start. BellSouth has the right to inspect the enclosure after construction to make sure it is designed and constructed according to BellSouth's guidelines and specifications and to require Frankfort Plant Board to remove or correct at Frankfort Plant Board's cost any structure that does not meet these standards.

3.3 Shared (Subleased) Caged Collocation. Frankfort Plant Board may allow other telecommunications carriers to share Frankfort Plant Board's caged collocation arrangement pursuant to terms and conditions agreed to by Frankfort Plant Board ("Host") and other telecommunications carriers ("Guests") and pursuant to this section with the following exceptions: (1) where local building code does not allow Shared (Subleased) Caged Collocation and (2) where the BellSouth central office premises is located within a leased space and BellSouth is prohibited by said lease from offering such an option. The terms and conditions of the agreement between the Host and its Guests shall be written and a copy provided to the BellSouth contact specified in Section 15 within ten (10) business days of its execution and prior to any Firm Order. Further, said agreement shall incorporate by reference the rates, terms, and conditions of this Attachment between BellSouth and Frankfort Plant Board.

3.3.1 Frankfort Plant Board shall be the sole interface and responsible party to BellSouth for the purpose of submitting applications for initial and additional equipment placements of Guest; for assessment of rates and charges contained within this Attachment; and for the purposes of ensuring that the safety and security requirements of this Attachment are fully complied with by the Guest, its employees and agents. The initial Guest application shall require the assessment of an Application Fee, as set forth in Exhibit A. Notwithstanding the foregoing, Guest may arrange directly with BellSouth for the provision of the interconnecting facilities between BellSouth and Guest and for the provisions of the services and access to unbundled network elements.

3.3.2 Frankfort Plant Board shall indemnify and hold harmless BellSouth from any and all claims, actions, causes of action, of whatever kind or nature arising out of the presence of Frankfort Plant Board's Guests in the Collocation Space.

3.4 Adjacent Collocation. BellSouth will provide adjacent collocation arrangements ("Adjacent Arrangement") where space within the Central Office is legitimately exhausted, subject to technical feasibility, where the Adjacent Arrangement does not interfere with access to existing or planned structures or facilities on the Central Office property and where permitted by zoning and other applicable state and local regulations. The Adjacent Arrangement shall be constructed or procured by Frankfort Plant Board and in conformance with BellSouth's design and construction specifications. Further, Frankfort Plant Board shall construct, procure, maintain and operate said Adjacent Arrangement(s) pursuant to all of the terms and conditions set forth in this Attachment. Rates shall be negotiated at the time of the request for Adjacent Collocation.

3.4.1 Should Frankfort Plant Board elect such option, Frankfort Plant Board must arrange with a BellSouth certified contractor to construct an Adjacent Arrangement structure in accordance with BellSouth's guidelines and specifications. BellSouth will provide guidelines and specifications upon request. Where local building codes require enclosure specifications more stringent than BellSouth's standard specification, Frankfort Plant Board and Frankfort Plant Board's contractor must comply with local building code requirements. Frankfort Plant Board's contractor shall be responsible for filing and receiving any and all necessary zoning, permits and/or licenses for such construction. Frankfort Plant Board's BellSouth Certified Vendor shall bill Frankfort Plant Board directly for all work performed for Frankfort Plant Board pursuant to this Attachment and BellSouth shall have no liability for nor responsibility to pay such charges imposed by the Certified Vendor. Frankfort Plant Board must provide the local BellSouth building contact with two cards, keys or other access device used to

enter the locked enclosure. Except in cases of emergency, BellSouth shall not access Frankfort Plant Board's locked enclosure prior to notifying Frankfort Plant Board.

3.4.2 BellSouth maintains the right to review Frankfort Plant Board's plans and specifications prior to construction of an Adjacent Arrangement(s). BellSouth may inspect the Adjacent Arrangement(s) following construction and prior to commencement, as defined in Section 4.1 following, to ensure the design and construction comply with BellSouth's guidelines and specifications. BellSouth may require Frankfort Plant Board, at Frankfort Plant Board's sole cost, to correct any deviations from BellSouth's guidelines and specifications found during such inspection(s), up to and including removal of the Adjacent Arrangement, within five (5) business days of BellSouth's inspection, unless the Parties mutually agree to an alternative time frame.

3.4.3 Frankfort Plant Board shall provide a concrete pad, the structure housing the arrangement, HVAC, lighting, and all facilities that connect the structure (i.e. racking, conduits, etc.) to the BellSouth point of interconnection. At Frankfort Plant Board's option, BellSouth shall provide an AC power source and access to physical collocation services and facilities subject to the same nondiscriminatory requirements as applicable to any other physical collocation arrangement.

3.4.4 BellSouth shall allow Shared (Subleased) Caged Collocation within an Adjacent Arrangement pursuant to the terms and conditions set forth in Section 3.3 preceding.

4. OCCUPANCY

4.1 Commencement Date. The "Commencement Date" shall be the day Frankfort Plant Board's equipment becomes operational as described in Article 4.2, following.

4.2 Occupancy. BellSouth will notify Frankfort Plant Board in writing that the Collocation Space is ready for occupancy. Frankfort Plant Board must place operational telecommunications equipment in the Collocation Space and connect with BellSouth's network within one hundred eighty (180) days after receipt of such notice. Frankfort Plant Board must notify BellSouth in writing that collocation equipment installation is complete and is operational with BellSouth's network. BellSouth may, at its option, not accept orders for interconnected service until receipt of such notice. If Frankfort Plant Board fails to place operational telecommunications equipment in the Collocation Space within 180 calendar days and such failure continues for a period of thirty (30) days after receipt of written notice from BellSouth, then and in that event Frankfort Plant Board's right to occupy the Collocation Space terminates and BellSouth shall have no further obligations to Frankfort Plant Board with respect to said Collocation Space. Termination of Frankfort Plant Board's rights to the Collocation Space pursuant to this paragraph shall not operate to release Frankfort Plant Board from its obligation to reimburse BellSouth for all costs reasonably incurred by BellSouth in preparing the Collocation Space, but rather such obligation shall survive this Attachment. For purposes of this paragraph, Frankfort Plant Board's telecommunications equipment will be deemed operational when cross-connected to BellSouth's network for the purpose of service provision.

4.3 Termination. Except where otherwise agreed to by the Parties, Frankfort Plant Board may terminate occupancy in a particular Collocation Space upon thirty (30) days prior written notice to BellSouth. Upon termination of such occupancy, Frankfort Plant Board at its

expense shall remove its equipment and other property from the Collocation Space. Frankfort Plant Board shall have thirty (30) days from the termination date to complete such removal, including the removal of all equipment and facilities of Frankfort Plant Board's Guests; provided, however, that Frankfort Plant Board shall continue payment of monthly fees to BellSouth until such date as Frankfort Plant Board has fully vacated the Collocation Space. Should Frankfort Plant Board fail to vacate the Collocation Space within thirty (30) days from the termination date, BellSouth shall have the right to remove the equipment and other property of Frankfort Plant Board at Frankfort Plant Board's expense and with no liability for damage or injury to Frankfort Plant Board's property unless caused by the gross negligence or intentional misconduct of BellSouth. Upon expiration of this Attachment, Frankfort Plant Board shall surrender the Collocation Space to BellSouth in the same condition as when first occupied by the Frankfort Plant Board except for ordinary wear and tear. Frankfort Plant Board shall be responsible for the cost of removing any enclosure, together with all support structures (e.g., racking, conduits), of an Adjacent Collocation arrangement at the termination of occupancy and restoring the grounds to their original condition.

5. USE OF COLLOCATION SPACE

5.1 Equipment Type. BellSouth permits the collocation of any type of equipment used or useful for interconnection to BellSouth's network or for access to unbundled network elements in the provision of telecommunications services. Such equipment used or useful for interconnection and access to unbundled network elements includes, but is not limited to transmission equipment including, but not limited to, optical terminating equipment and multiplexers, and digital subscriber line access multiplexers, routers, asynchronous transfer mode multiplexers, and remote switching modules. Nothing in this section requires BellSouth to permit collocation of equipment used solely for switching or solely to provide enhanced services; provided, however, that BellSouth may not place any limitations on the ability of requesting carriers to use all the features, functions, and capabilities of equipment collocated pursuant to this section, including, but not limited to, switching and routing features and functions and enhanced services functionalities.

5.1.1 Such equipment must at a minimum meet the following BellCore (Telcordia) Network Equipment Building Systems (NEBS) General Equipment Requirements: Criteria Level 1 requirements as outlined in the BellCore (Telcordia) Special Report SR-3580, Issue 1; equipment design spatial requirements per GR-63-CORE, Section 2; thermal heat dissipation per GR-063-CORE, Section 4, Criteria 77-79; acoustic noise per GR-063-CORE, Section 4, Criterion 128, and National Electric Code standards.

5.1.2 Frankfort Plant Board shall not use the Collocation Space for marketing purposes nor shall it place any identifying signs or markings in the area surrounding the Collocation Space or on the grounds of the central office premises.

5.1.3 Frankfort Plant Board shall place a plaque or other identification affixed to Frankfort Plant Board's equipment necessary to identify Frankfort Plant Board's equipment, including a list of emergency contacts with telephone numbers.

5.2 Entrance Facilities. Frankfort Plant Board may elect to place Frankfort Plant Board-owned or Frankfort Plant Board-leased fiber entrance facilities into the Collocation Space. BellSouth will designate the point of interconnection in close proximity to the Central

Office building housing the Collocation Space, such as an entrance manhole or a cable vault which are physically accessible by both parties. Frankfort Plant Board will provide and place fiber cable at the point of interconnection of sufficient length to be pulled through conduit and into the splice location. Frankfort Plant Board will provide and install a sufficient length of fire retardant riser cable, to which the entrance cable will be spliced, which will extend from the splice location to the Frankfort Plant Board's equipment in the Collocation Space. In the event Frankfort Plant Board utilizes a non-metallic, riser-type entrance facility, a splice will not be required. Frankfort Plant Board must contact BellSouth for instructions prior to placing the entrance facility cable in the manhole. Frankfort Plant Board is responsible for maintenance of the entrance facilities. At Frankfort Plant Board's option BellSouth will accommodate where technically feasible a microwave entrance facility pursuant to separately negotiated terms and conditions.

5.2.1 Dual Entrance. BellSouth will provide at least two interconnection points at each central office premises where there are at least two such interconnection points available and where capacity exists. Upon receipt of a request for physical collocation under this Attachment, BellSouth shall provide Frankfort Plant Board with information regarding BellSouth's capacity to accommodate dual entrance facilities. If conduit in the serving manhole(s) is available and is not reserved for another purpose for utilization within 12 months of the receipt of an application for collocation, BellSouth will make the requested conduit space available for installing a second entrance facility to Frankfort Plant Board's arrangement. The location of the serving manhole(s) will be determined at the sole discretion of BellSouth. Where dual entrance is not available due to lack of capacity, BellSouth will so state in the Application Response.

5.2.2 Shared Use. Frankfort Plant Board may utilize spare capacity on an existing Interconnector entrance facility for the purpose of providing an entrance facility to another Frankfort Plant Board collocation arrangement within the same BellSouth Central Office. Frankfort Plant Board must arrange with BellSouth for BellSouth to splice the utilized entrance facility capacity to Frankfort Plant Board-provided riser cable.

5.3 Splicing in the Entrance Manhole. Although not generally permitted, should Frankfort Plant Board request a splice to occur in the entrance manhole(s), BellSouth, at its sole discretion, may grant such a request, provided that BellSouth will not unreasonably withhold approval of requests to make such a splice. When the request for a splice is granted to Frankfort Plant Board by BellSouth, Frankfort Plant Board shall ensure its employees or agents entering and/or performing work in the entrance manhole(s) are trained and comply with BellSouth procedures and OSHA requirements regarding access to manholes and that BellSouth personnel are notified and present for all entrances and work performed in the entrance manhole(s). Manhole covers shall be properly closed and secured at the conclusion of entry and/or work. Advance notification to BellSouth shall occur at a minimum of 48 hours prior to desired entry for normal work activities and at a minimum of 2 hours prior to desired entry in an out of service condition.

5.4 Demarcation Point. BellSouth will designate the point(s) of interconnection between Frankfort Plant Board's equipment and/or network and BellSouth's network. Each party will be responsible for maintenance and operation of all equipment/facilities on its side of the demarcation point. For 2-wire and 4-wire connections to BellSouth's network, the demarcation point shall be a common block on the BellSouth designated conventional distributing frame. Frankfort Plant Board shall be responsible for providing, and Frankfort Plant

Board's BellSouth Certified Vendor shall be responsible for installing and properly labeling/stenciling, the common block, and necessary cabling pursuant to Section 6.4. For all other terminations BellSouth shall designate a demarcation point on a per arrangement basis. Frankfort Plant Board or its agent must perform all required maintenance to equipment/facilities on its side of the demarcation point, pursuant to subsection 5.5, following, and may self-provision cross-connects that may be required within the collocation space to activate service requests. At Frankfort Plant Board's option, a Point of Termination (POT) bay or frame may be placed in the Collocation Space.

5.5 Frankfort Plant Board's Equipment and Facilities. Frankfort Plant Board, or if required by this Attachment, Frankfort Plant Board's BellSouth certified vendor, is solely responsible for the design, engineering, installation, testing, provisioning, performance, monitoring, maintenance and repair of the equipment and facilities used by Frankfort Plant Board. Such equipment and facilities may include but are not limited to cable(s); equipment; and point of termination connections.

5.6 Co-Carrier Cross-connect. In addition to, and not in lieu of, obtaining interconnection with, or access to, BellSouth telecommunications services, unbundled network elements, and facilities, Frankfort Plant Board may directly connect to other Interconnectors within the designated BellSouth Central Office (including to its other virtual or physical collocated arrangements) through facilities owned by Frankfort Plant Board or through BellSouth facilities designated by Frankfort Plant Board, at Frankfort Plant Board's option. Such connections to other carriers may be made using either optical or electrical facilities. Frankfort Plant Board may deploy such optical or electrical connections directly between its own facilities and the facilities of other Interconnector(s) without being routed through BellSouth equipment.

5.6.1 If Frankfort Plant Board requests a co-Carrier cross-connect after the initial installation, Frankfort Plant Board must submit an application with a Subsequent Application Fee. Frankfort Plant Board must use a Certified Vendor to place the co-Carrier cross connect, except in cases where the Frankfort Plant Board equipment and the equipment of the other Interconnector are located within contiguous collocation spaces. In cases where Frankfort Plant Board's equipment and the equipment of the other Interconnector are located in contiguous collocation spaces, Frankfort Plant Board will have the option to deploy the co-Carrier cross connects between the sets of equipment. Where cable support structure exists for such connection there will be a recurring charge per linear foot of support structure used. When cable support structures do not exist and must be constructed a non-recurring charge for the individual case will be assessed.

5.7 Easement Space. From time to time BellSouth may require access to the Collocation Space. BellSouth retains the right to access such space for the purpose of making BellSouth equipment and building modifications (e.g., running, altering or removing racking, ducts, electrical wiring, HVAC, and cables). BellSouth will give reasonable notice to Frankfort Plant Board when access to the Collocation Space is required. Frankfort Plant Board may elect to be present whenever BellSouth performs work in the Collocation Space. The Parties agree that Frankfort Plant Board will not bear any of the expense associated with this work.

5.8 Access. Pursuant to Section 11, Frankfort Plant Board shall have access to the Collocation Space twenty-four (24) hours a day, seven (7) days a week. Frankfort Plant Board agrees to provide the name, social security number, and date of birth of each employee,

contractor, or agents provided with Access Keys or cards ("Access Keys") prior to the issuance of said Access Keys. Access Keys shall not be duplicated under any circumstances. Frankfort Plant Board agrees to be responsible for all Access Keys and for the return of all said Access Keys in the possession of Frankfort Plant Board employees, contractors, Guests, or agents after termination of the employment relationship, contractual obligation with Frankfort Plant Board or upon the termination of this Attachment or the termination of occupancy of an individual collocation arrangement.

5.8.1 Lost or Stolen Access Keys. Frankfort Plant Board shall notify BellSouth in writing immediately in the case of lost or stolen Access Keys. Frankfort Plant Board will pay BellSouth \$250.00 per Access Key(s) lost or stolen. Should it become necessary for BellSouth to re-key buildings as a result of a lost Access Key(s) or for failure to return an Access Key(s), Frankfort Plant Board shall pay for all reasonable costs associated with the re-keying.

5.9 Interference or Impairment. Notwithstanding any other provisions of this Attachment, equipment and facilities placed in the Collocation Space shall not interfere with or impair service provided by BellSouth or by any other Interconnector located in the Central Office; shall not endanger or damage the facilities of BellSouth or of any other Interconnector, the Collocation Space, or the Central Office; shall not compromise the privacy of any communications carried in, from, or through the Central Office; and shall not create an unreasonable risk of injury or death to any individual or to the public. If BellSouth reasonably determines that any equipment or facilities of Frankfort Plant Board violates the provisions of this paragraph, BellSouth shall give written notice to Frankfort Plant Board, which notice shall direct Frankfort Plant Board to cure the violation within forty-eight (48) hours of Frankfort Plant Board's actual receipt of written notice or, at a minimum, to commence curative measures within 24 hours and to exercise reasonable diligence to complete such measures as soon as possible thereafter. After receipt of the notice, the parties agree to consult immediately and, if necessary, to inspect the arrangement. If Frankfort Plant Board fails to take curative action within 48 hours or if the violation is of a character which poses an immediate and substantial threat of damage to property, injury or death to any person, or interference/impairment of the services provided by BellSouth or any other interconnector, then and only in that event BellSouth may take such action as it deems appropriate to correct the violation, including without limitation the interruption of electrical power to Frankfort Plant Board's equipment. BellSouth will endeavor, but is not required, to provide notice to Frankfort Plant Board prior to taking such action and shall have no liability to Frankfort Plant Board for any damages arising from such action, except to the extent that such action by BellSouth constitutes willful misconduct.

5.10 Personalty and its Removal. Subject to requirements of this Attachment, Frankfort Plant Board may place or install in or on the Collocation Space such facilities and equipment, including storage for and spare equipment, as it deems desirable for the conduct of business, provided that such equipment is telecommunications equipment, does not violate floor loading requirements, imposes or could impose or contains or could contain environmental conditions or hazards. Personal property, facilities and equipment placed by Frankfort Plant Board in the Collocation Space shall not become a part of the Collocation Space, even if nailed, screwed or otherwise fastened to the Collocation Space, but shall retain their status as personalty and may be removed by Frankfort Plant Board at any time. Any damage caused to the Collocation Space by Frankfort Plant Board's employees, agents or representatives during the removal of such property shall be promptly repaired by Frankfort Plant Board at its expense.

5.11 Alterations. In no case shall Frankfort Plant Board or any person acting on behalf of Frankfort Plant Board make any rearrangement, modification, improvement, addition, repair, or other alteration to the Collocation Space or the BellSouth Central Office without the written consent of BellSouth, which consent shall not be unreasonably withheld. The cost of any such specialized alterations shall be paid by Frankfort Plant Board.

5.12 Janitorial Service. Frankfort Plant Board shall be responsible for the general upkeep and cleaning of the Caged Collocation Space and shall arrange directly with a BellSouth certified contractor for janitorial services. BellSouth shall provide a list of such contractors on a site-specific basis upon request.

6. ORDERING AND PREPARATION OF COLLOCATION SPACE

6.1 Application for Space. Frankfort Plant Board shall submit an application document when Frankfort Plant Board or Frankfort Plant Board's Guest(s), as defined in Section 3.3, desires to request or modify the use of the Collocation Space.

6.1.1 Initial Application. For Frankfort Plant Board or Frankfort Plant Board's Guest(s) initial equipment placement, Frankfort Plant Board shall submit to BellSouth a complete and accurate Application and Inquiry document (Bona Fide Application), together with payment of the Application Fee as stated in Exhibit A. The Bona Fide Application shall contain a detailed description and schematic drawing of the equipment to be placed in Frankfort Plant Board's Collocation Space(s) and an estimate of the amount of square footage required.

6.1.2 Subsequent Application Fee. In the event Frankfort Plant Board or Frankfort Plant Board's Guest(s) desire to modify the use of the Collocation Space, Frankfort Plant Board shall complete an Application document detailing all information regarding the modification to the Collocation Space together with payment of the minimum Subsequent Application Fee as stated in Exhibit A. Said minimum Subsequent Application Fee shall be considered a partial payment of the applicable Subsequent Application Fee which shall be calculated as set forth below. BellSouth shall determine what modifications, if any, to the Central Office premises are required to accommodate the change requested by Frankfort Plant Board in the Application. Such necessary modifications to the Central Office premises may include but are not limited to, floor loading changes, changes necessary to meet HVAC requirements, changes to power plant requirements, and equipment additions. The fee paid by Frankfort Plant Board for its request to modify the use of the Collocation Space shall be dependent upon the modification requested. Where the subsequent application does not require provisioning or construction work by BellSouth, no Subsequent Application Fee will be required and the pre-paid fee shall be refunded to Frankfort Plant Board. The fee for an application where the modification requested has limited effect (e.g., does not require capital expenditure by BellSouth) shall be the Subsequent Application Fee as set forth in Exhibit A. All other modifications shall require a Subsequent Application Fee assessed at the applicable application fee. In the event such modifications require the assessment of a full Application Fee as set forth in Exhibit A, the outstanding balance shall be due by Frankfort Plant Board within 30 calendar days following Frankfort Plant Board's receipt of a bill or invoice from BellSouth.

6.2 Application Response. In addition to the notice of space availability pursuant to Section 2.1, BellSouth will respond within ten (10) business days of receipt of an Application whether the Application is Bona Fide, and if it is not Bona Fide, the items necessary to cause the Application to become Bona Fide. When space has been determined to be available, BellSouth will provide a comprehensive written response within thirty (30) business days of receipt of a complete application. When multiple applications are submitted within a fifteen business day window, BellSouth will respond to the applications as soon as possible, but no later than the following: within thirty (30) business days for applications 1-5; within thirty-six (36) business days for applications 6-10; within forty-two (42) business days for applications 11-15. Response intervals for multiple applications submitted within the same timeframe for the same state in excess of 15 must be negotiated. All negotiations shall consider the total volume from all requests from telecommunications companies for collocation. The Application Response will detail whether the amount of space requested is available or if the amount of space requested is not available, the amount of space that is available. The response will also include the configuration of the space. When BellSouth's response includes an amount of space less than that requested by Frankfort Plant Board or differently configured, Frankfort Plant Board must amend its application to reflect the actual space available prior to submitting a Bona Fide Firm Order.

6.3 Bona Fide Firm Order. Frankfort Plant Board shall indicate its intent to proceed with equipment installation in a BellSouth Central Office by submitting a Bona Fide Firm Order to BellSouth. A Bona Fide Firm Order requires Frankfort Plant Board to complete the Application/Inquiry process described in Subsection 6.1, preceding, and submit the Expanded Interconnection Bona Fide Firm Order document (BSTEI-1P-F) indicating acceptance of the written application response provided by BellSouth ("Bona Fide Firm Order") and all appropriate fees. The Bona Fide Firm Order must be received by BellSouth no later than thirty (30) calendar days after BellSouth's response to Frankfort Plant Board's Application/Inquiry. If Frankfort Plant Board makes changes to its application in light of BellSouth's written Application Response, BellSouth will be required to re-evaluate and respond to the change(s). In this event, BellSouth's provisioning interval will not start until the re-evaluation and response to the change(s) is complete and the Bona Fide Firm Order is received by BellSouth and all appropriate fees and duties have been executed. If BellSouth needs to reevaluate Frankfort Plant Board's application as a result of changes requested by Frankfort Plant Board to Frankfort Plant Board's original application, then BellSouth will charge Frankfort Plant Board a fee based upon the additional engineering hours required to do the reassessment. Major changes such as requesting additional space or adding additional equipment may require Frankfort Plant Board to resubmit the application with an application fee.

6.3.1 BellSouth will establish a firm order date, per request, based upon the date BellSouth is in receipt of a Bona Fide Firm Order. BellSouth will acknowledge the receipt of Frankfort Plant Board's Bona Fide Firm Order within five (5) business days of receipt indicating that the Bona Fide Firm Order has been received. A BellSouth response to a Bona Fide Firm Order will include a Firm Order Confirmation containing the firm order date.

6.3.2 BellSouth will permit one accompanied site visit to Frankfort Plant Board's designated collocation arrangement location after receipt of the Bona Fide Firm Order without charge to Frankfort Plant Board.

6.3.3 Space preparation for the Collocation Space will not begin until BellSouth receives the Bona Fide Firm Order and all applicable fees.

6.3.4 Frankfort Plant Board must submit to BellSouth the completed Access Control Request Form (RF-2906-A) for all employees or agents requiring access to the BellSouth Central Office a minimum of 30 calendar days prior to the date Frankfort Plant Board desires access to the Collocation Space.

6.4 Construction and Provisioning Interval. BellSouth will negotiate construction and provisioning intervals per request on an individual case basis. Excluding the time interval required to secure the appropriate government licenses and permits, BellSouth will use best efforts to complete construction for collocation arrangements under ordinary conditions as soon as possible and within a maximum of 90 business days from receipt of a complete and accurate Bona Fide Firm Order. Ordinary conditions are defined as space available with only minor changes to support systems required, such as but not limited to, HVAC, cabling and the power plant(s). Excluding the time interval required to secure the appropriate government licenses and permits, BellSouth will use best efforts to complete construction of all other collocation space ("extraordinary conditions") within 130 business days of the receipt of a complete and accurate Bona Fide Firm Order. Extraordinary conditions are defined to include but are not limited to major BellSouth equipment rearrangement or addition; power plant addition or upgrade; major mechanical addition or upgrade; major upgrade for ADA compliance; environmental hazard or hazardous materials abatement.

6.4.1 Joint Planning Meeting. Unless otherwise agreed to by the Parties, a joint planning meeting or other method of joint planning between BellSouth and Frankfort Plant Board will commence within a maximum of 15 business days from BellSouth's receipt of a Bona Fide Firm Order and the payment of agreed upon fees. At such meeting, the Parties will agree to the preliminary design of the Collocation Space and the equipment configuration requirements as reflected in the Application and affirmed in the Bona Fide Firm Order. The Collocation Space Completion time period will be provided to Frankfort Plant Board during the joint planning meeting or as soon as possible thereafter. BellSouth will complete all design work following the joint planning meeting.

6.4.2 Permits. Each Party or its agents will diligently pursue filing for the permits required for the scope of work to be performed by that Party or its agents within 7 business days of the completion of finalized construction designs and specifications.

6.4.3 Acceptance Walk Through. Frankfort Plant Board and BellSouth will complete an acceptance walk through of each Collocation Space requested from BellSouth by Frankfort Plant Board. BellSouth will correct any deviations to Frankfort Plant Board's original or jointly amended requirements within five (5) business days after the walk through, unless the Parties jointly agree upon a different time frame.

6.5 Use of Certified Vendor. Frankfort Plant Board shall select a vendor which has been approved as a BellSouth Certified Vendor to perform all engineering and installation work required in the Collocation Space. In some cases, Frankfort Plant Board must select separate BellSouth Certified Vendors for transmission equipment, switching equipment and power equipment. BellSouth shall provide Frankfort Plant Board with a list of Certified Vendors upon request. The Certified Vendor(s) shall be responsible for installing Frankfort Plant Board's equipment and components, installing co-carrier cross connects, extending power cabling to the BellSouth power distribution frame, performing operational tests after installation is complete, and notifying BellSouth's equipment engineers and Frankfort Plant Board upon successful

completion of installation. The Certified Vendor shall bill Frankfort Plant Board directly for all work performed for Frankfort Plant Board pursuant to this Attachment and BellSouth shall have no liability for nor responsibility to pay such charges imposed by the Certified Vendor. BellSouth shall consider certifying Frankfort Plant Board or any vendor proposed by Frankfort Plant Board.

6.6 Alarm and Monitoring. BellSouth shall place environmental alarms in the Central Office for the protection of BellSouth equipment and facilities. Frankfort Plant Board shall be responsible for placement, monitoring and removal of environmental and equipment alarms used to service Frankfort Plant Board's Collocation Space. Upon request, BellSouth will provide Frankfort Plant Board with applicable tariffed service(s) to facilitate remote monitoring of collocated equipment by Frankfort Plant Board. Both parties shall use best efforts to notify the other of any verified environmental hazard known to that party. The parties agree to utilize and adhere to the Environmental Hazard Guidelines identified as Exhibit B attached hereto.

6.7 Basic Telephone Service. Upon request of Frankfort Plant Board, BellSouth will provide basic telephone service to the Collocation Space under the rates, terms and conditions of the current tariff offering for the service requested.

6.8 Space Preparation. BellSouth shall pro rate the costs of any renovation or upgrade to Central Office space or support mechanisms which is required to accommodate physical collocation. Frankfort Plant Board's pro rated share will be calculated by multiplying such cost by a percentage equal to the amount of square footage occupied by Frankfort Plant Board divided by the total Central Office square footage receiving renovation or upgrade. For this section, support mechanisms provided by BellSouth may include, but not be limited to heating/ventilation/air conditioning (HVAC) equipment, HVAC duct work, cable support structure, fire wall(s), mechanical upgrade, asbestos abatement, or ground plane addition. Such renovation or upgrade will be evaluated and the charges assessed on a per Central Office basis. BellSouth will reimburse Frankfort Plant Board in an amount equal to Frankfort Plant Board reasonable, demonstrative and mitigated expenditures incurred as a direct result of delays to the completion and turnover dates caused by BellSouth.

6.9 Virtual Collocation Transition. BellSouth offers Virtual Collocation pursuant to the rates, terms and conditions set forth in its FCC No. 1. For the interconnection to BellSouth's network and access to BellSouth unbundled network elements, Frankfort Plant Board may purchase 2-wire and 4-wire Cross-Connects as set forth in Exhibit A, and Frankfort Plant Board may place within its Virtual Collocation arrangements the telecommunications equipment set forth in Section 5.1. In the event physical collocation space was previously denied at a location due to technical reasons or space limitations, and that physical collocation space has subsequently become available, Frankfort Plant Board may transition its virtual collocation arrangements to physical collocation arrangements and pay the appropriate non-recurring fees for physical collocation and for the rearrangement or reconfiguration of services terminated in the virtual collocation arrangement. In the event that BellSouth knows when additional space for physical collocation may become available at the location requested by Frankfort Plant Board, such information will be provided to Frankfort Plant Board in BellSouth's written denial of physical collocation. To the extent that (i) physical collocation space becomes available to Frankfort Plant Board within 180 days of BellSouth's written denial of Frankfort Plant Board's request for physical collocation, and (ii) Frankfort Plant Board was not informed in the written denial that physical collocation space would become available within such 180 days, then Frankfort Plant Board may transition its virtual collocation arrangement to a physical

collocation arrangement and will receive a credit for any nonrecurring charges previously paid for such virtual collocation. Frankfort Plant Board must arrange with a BellSouth certified vendor for the relocation of equipment from its virtual collocation space to its physical collocation space and will bear the cost of such relocation.

6.10 Cancellation. If, at anytime, Frankfort Plant Board cancels its order for the Collocation Space(s), Frankfort Plant Board will reimburse BellSouth for any expenses incurred up to the date that written notice of the cancellation is received. In no event will the level of reimbursement under this paragraph exceed the maximum amount Frankfort Plant Board would have otherwise paid for work undertaken by BellSouth if no cancellation of the order had occurred.

6.11 Licenses. Frankfort Plant Board, at its own expense, will be solely responsible for obtaining from governmental authorities, and any other appropriate agency, entity, or person, all rights, privileges, and licenses necessary or required to operate as a provider of telecommunications services to the public or to occupy the Collocation Space.

7. RATES AND CHARGES

7.1 Non-recurring Fees. In addition to the Application Fee referenced in Section 6, preceding, Frankfort Plant Board shall remit payment of a Cable Installation Fee and one-half (1/2) of the estimated Space Preparation Fee, as applicable, coincident with submission of a Bona Fide Firm Order. The outstanding balance of the actual Space Preparation Fee shall be due thirty (30) calendar days following Frankfort Plant Board's receipt of a bill or invoice from BellSouth. Once the installation of the initial equipment arrangement is complete, a subsequent application fee may apply (as described in Subsection 7.4, when Frankfort Plant Board requests a modification to the arrangement.

7.2 Documentation. BellSouth shall provide documentation to establish the actual Space Preparation Fee. The Space Preparation Fee will be pro rated as prescribed in Section 6, preceding.

7.3 Cable Installation. Cable Installation Fee(s) are assessed per entrance fiber placed.

7.4 Floor Space. The floor space charge includes reasonable charges for lighting, heat, air conditioning, ventilation and other allocated expenses associated with maintenance of the Central Office but does not include amperage necessary to power Frankfort Plant Board's equipment. When the Collocation Space is enclosed, Frankfort Plant Board shall pay floor space charges based upon the number of square feet so enclosed. When the Collocation Space is not enclosed, Frankfort Plant Board shall pay floor space charges based upon the following floor space calculation: [(depth of the equipment lineup in which the rack is placed) + (0.5 x maintenance aisle depth) + (0.5 x wiring aisle depth)] X (width of rack and spacers). For purposes of this calculation, the depth of the equipment lineup shall consider the footprint of equipment racks plus any equipment overhang. BellSouth will assign unenclosed Collocation Space in conventional equipment rack lineups where feasible. In the event Frankfort Plant Board's collocated equipment requires special cable racking, isolated grounding or other treatment which prevents placement within conventional equipment rack lineups, Frankfort Plant Board shall be required to request an amount of floor space sufficient to accommodate

the total equipment arrangement. Floor space charges are due beginning with the date on which BellSouth releases the Collocation Space for occupancy or on the date Frankfort Plant Board first occupies the Collocation Space, whichever is sooner.

7.5 Power. BellSouth shall supply -48 Volt (-48V) DC power for Frankfort Plant Board's Collocation Space within the central office premises and shall make available AC power at Frankfort Plant Board's option for Adjacent Arrangement collocation.

7.5.1 Charges for -48V DC power will be assessed per ampere per month based upon the certified vendor engineered and installed power feed fused ampere capacity. Rates include redundant feeder fuse positions (A&B) and cable rack to Frankfort Plant Board's equipment or space enclosure. When obtaining power from a BellSouth Battery Distribution Fuse Bay, fuses and power cables (A&B) must be engineered (sized), and installed by Frankfort Plant Board's certified vendor. When obtaining power from a BellSouth Power Board, power cables (A&B) must be engineered (sized), and installed by Frankfort Plant Board's certified power vendor. Frankfort Plant Board's certified vendor must also provide a copy of the engineering power specification prior to the Commencement Date. In the event BellSouth shall be required to construct additional DC power plant or upgrade the existing DC power plant in a Central Office as a result of Frankfort Plant Board's request to collocate in that Central Office ("Power Plant Construction"), Frankfort Plant Board shall pay its pro-rata share of costs associated with the Power Plant Construction. The determination of whether Power Plant Construction is necessary shall be within BellSouth's sole, but reasonable, discretion. BellSouth shall comply with all BellCore (Telcordia) and ANSI Standards regarding power cabling, including BellCore (Telcordia) Network Equipment Building System (NEBS) Standard GR-63-CORE. BellSouth will notify Frankfort Plant Board of the need for the Power Plant Construction and will estimate the costs associated with the Power Plant Construction if BellSouth were to perform the Power Plant Construction. The costs of power plant construction shall be pro-rated and shared among all who benefit from that construction. Frankfort Plant Board shall pay BellSouth one-half of its pro rata share of the estimated Power Plant Construction costs prior to commencement of the work. Frankfort Plant Board shall pay BellSouth the balance due (actual cost less one-half of the estimated cost) within thirty (30) days of completion of the Power Plant Construction. Frankfort Plant Board has the option to perform the Power Plant Construction itself; provided, however, that such work shall be performed by a BellSouth certified contractor and such contractor shall comply with BellSouth's guidelines and specifications. Where the Power Plant Construction results in construction of a new power plant room, upon termination of this Attachment Frankfort Plant Board shall have the right to remove its equipment from the power plant room, but shall otherwise leave the room intact. Where the Power Plant Construction results in an upgrade to BellSouth's existing power plant, upon termination of this Attachment, such upgrades shall become the property of BellSouth.

7.5.2 Charges for AC power will be assessed per breaker ampere per month based upon the certified vendor engineered and installed power feed fused ampere capacity. Rates include the provision of commercial and standby AC power. When obtaining power from a BellSouth Service Panel, fuses and power cables must be engineered (sized), and installed by Frankfort Plant Board's certified vendor. Frankfort Plant Board's certified vendor must also provide a copy of the engineering power specification prior to the Commencement Date. Charges for AC power shall be assessed pursuant to the rates specified in Exhibit A. AC power voltage and phase ratings shall be determined on a per location basis.

7.6 Security Escort. A security escort will be required whenever Frankfort Plant Board or its approved agent desires access to the entrance manhole or must have access to the Central Office Premises after the one accompanied site visit allowed pursuant to subsection 6.3.2 prior to completing BellSouth's Security Training requirements and/or prior to Space Acceptance. Rates for a security escort are assessed in one-half (1/2) hour increments according to the schedule appended hereto as Exhibit A.

7.7 Rate "True-Up." The Parties agree that the prices reflected as interim herein shall be "trued-up" (up or down) based on final prices either determined by further agreement or by final order, including any appeals, in a proceeding involving BellSouth before the regulatory authority for the state in which the services are being performed or any other body having jurisdiction over this agreement (hereinafter "Commission"). Under the "true-up" process, the interim price for each service shall be multiplied by the volume of that service purchased to arrive at the total interim amount paid for that service ("Total Interim Price"). The final price for that service shall be multiplied by the volume purchased to arrive at the total final amount due ("Total Final Price"). The Total Interim Price shall be compared with the Total Final Price. If the Total Final Price is more than the Total Interim Price, Frankfort Plant Board shall pay the difference to BellSouth. If the Total Final Price is less than the Total Interim Price, BellSouth shall pay the difference to Frankfort Plant Board. Each party shall keep its own records upon which a "true-up" can be based and any final payment from one party to the other shall be in an amount agreed upon by the Parties based on such records. In the event of any disagreement as between the records or the Parties regarding the amount of such "true-up," the Parties agree that the Commission shall be called upon to resolve such differences.

7.8 Other. If no rate is identified in the contract, the rate for the specific service or function will be negotiated by the parties upon request by either party. Payment of all other charges under this Attachment shall be due thirty (30) days after receipt of the bill (payment due date). Frankfort Plant Board will pay a late payment charge of one and one-half percent (1-1/2%) assessed monthly on any balance which remains unpaid after the payment due date.

8. INSURANCE

8.1 Frankfort Plant Board shall, at its sole cost and expense, procure, maintain, and keep in force insurance as specified in this Article and underwritten by insurance companies licensed to do business in the states applicable under this Attachment and having a BEST Insurance Rating of B ++ X (B ++ ten).

8.2 Frankfort Plant Board shall maintain the following specific coverage:

8.2.1 Commercial General Liability coverage in the amount of ten million dollars (\$10,000,000.00) or a combination of Commercial General Liability and Excess/Umbrella coverage totaling not less than ten million dollars (\$10,000,000.00). BellSouth shall be named as an ADDITIONAL INSURED on ALL applicable policies as specified herein.

8.2.2 Statutory Workers Compensation coverage and Employers Liability coverage in the amount of one hundred thousand dollars (\$100,000.00) each accident, one hundred thousand dollars (\$100,000.00) each employee by disease, and five hundred thousand dollars (\$500,000.00) policy limit by disease.

8.2.3 Frankfort Plant Board may elect to purchase business interruption and contingent business interruption insurance, having been advised that BellSouth assumes no liability for loss of profit or revenues should an interruption of service occur.

8.3 The limits set forth in Subsection 8.2 above may be increased by BellSouth from time to time during the term of this Attachment upon thirty (30) days notice to Frankfort Plant Board to at least such minimum limits as shall then be customary with respect to comparable occupancy of BellSouth structures.

8.4 All policies purchased by Frankfort Plant Board shall be deemed to be primary and not contributing to or in excess of any similar coverage purchased by BellSouth. All insurance must be in effect on or before the date equipment is delivered to BellSouth's Central Office and shall remain in effect for the term of this Attachment or until all Frankfort Plant Board's property has been removed from BellSouth's Central Office, whichever period is longer. If Frankfort Plant Board fails to maintain required coverage, BellSouth may pay the premiums thereon and seek reimbursement of same from Frankfort Plant Board.

8.5 Frankfort Plant Board shall submit certificates of insurance reflecting the coverage required pursuant to this Section a minimum of ten (10) days prior to the commencement of any work in the Collocation Space. Failure to meet this interval may result in construction and equipment installation delays. Frankfort Plant Board shall arrange for BellSouth to receive thirty (30) days advance notice of cancellation from Frankfort Plant Board's insurance company. Frankfort Plant Board shall forward a certificate of insurance and notice of cancellation to BellSouth at the following address:

BellSouth Telecommunications, Inc.
Attn.: Risk Management Coordinator
600 N. 19th Street, 18B3
Birmingham, Alabama 35203

8.6 Frankfort Plant Board must conform to recommendations made by BellSouth's fire insurance company to the extent BellSouth has agreed to, or shall hereafter agree to, such recommendations.

8.7 Failure to comply with the provisions of this Section will be deemed a material breach of this Attachment.

9. MECHANICS LIENS

9.1 If any mechanics lien or other liens shall be filed against property of either party (BellSouth or Frankfort Plant Board), or any improvement thereon by reason of or arising out of any labor or materials furnished or alleged to have been furnished or to be furnished to or for the other party or by reason of any changes, or additions to said property made at the request or under the direction of the other party, the other party directing or requesting those changes shall, within thirty (30) days after receipt of written notice from the party against whose property said lien has been filed, either pay such lien or cause the same to be bonded off the affected property in the manner provided by law. The party causing said lien to be placed against the property of the other shall also defend, at its sole cost and expense, on behalf of the other, any

action, suit or proceeding which may be brought for the enforcement of such liens and shall pay any damage and discharge any judgment entered thereon.

10. INSPECTIONS

10.1 BellSouth shall conduct an inspection of Frankfort Plant Board's equipment and facilities in the Collocation Space(s) prior to the activation of facilities between Frankfort Plant Board's equipment and equipment of BellSouth. BellSouth may conduct an inspection if Frankfort Plant Board adds equipment and may otherwise conduct routine inspections at reasonable intervals mutually agreed upon by the Parties. BellSouth shall provide Frankfort Plant Board with a minimum of forty-eight (48) hours or two (2) business days, whichever is greater, advance notice of all such inspections. All costs of such inspection shall be borne by BellSouth.

11. SECURITY AND SAFETY REQUIREMENTS

11.1 The security and safety requirements set forth in this section are as stringent as the security requirements BellSouth maintains at its own premises either for their own employees or for authorized contractors. Only BellSouth employees, BellSouth certified vendors and authorized employees, authorized Guests, pursuant to Section 3.3 preceding, or authorized agents of Frankfort Plant Board will be permitted in the BellSouth Central Office. Frankfort Plant Board shall provide its employees and agents with picture identification which must be worn and visible at all times while in the Collocation Space or other areas in or around the Central Office. The photo Identification card shall bear, at a minimum, the employee's name and photo, and the Frankfort Plant Board name. BellSouth reserves the right to remove from its premises any employee of Frankfort Plant Board not possessing identification issued by Frankfort Plant Board. Frankfort Plant Board shall hold BellSouth harmless for any damages resulting from such removal of its personnel from BellSouth premises. Frankfort Plant Board shall be solely responsible for ensuring that any Guest of Frankfort Plant Board is in compliance with all subsections of this Section 11.

11.1.1 Frankfort Plant Board will be required, at its own expense, to conduct a statewide investigation of criminal history records for each Frankfort Plant Board employee being considered for work on the BellSouth Central Office, for the states/counties where the Frankfort Plant Board employee has worked and lived for the past five years. Where state law does not permit statewide collection or reporting, an investigation of the applicable counties is acceptable.

11.1.2 Frankfort Plant Board will be required to administer to their personnel assigned to the BellSouth Central Office security training either provided by BellSouth, or meeting criteria defined by BellSouth.

11.1.3 Frankfort Plant Board shall not assign to the BellSouth Central Office any personnel with records of felony criminal convictions. Frankfort Plant Board shall not assign to the BellSouth Central Office any personnel with records of misdemeanor convictions, without advising BellSouth of the nature and gravity of the offense(s). BellSouth reserves the right to refuse building access to any Frankfort Plant Board personnel who have been identified to have misdemeanor criminal convictions.

11.1.4 For each Frankfort Plant Board employee requiring access to a BellSouth Central Office pursuant to this agreement, Frankfort Plant Board shall furnish BellSouth, prior to an employee gaining such access, a notarized affidavit certifying that the aforementioned background check and security training were completed. The affidavit will contain a statement certifying no felony convictions were found and certifying that the security training was completed by the employee. If the employee's criminal history includes misdemeanor convictions, Frankfort Plant Board will disclose the nature of the convictions to BellSouth at that time.

11.1.5 At BellSouth's request, Frankfort Plant Board shall promptly remove from the BellSouth premises any employee of Frankfort Plant Board BellSouth does not wish to grant access to its premises pursuant to any investigation conducted by BellSouth.

11.2 Notification to BellSouth. BST reserves the right to interview Frankfort Plant Board's employees, agents, or contractors. Frankfort Plant Board and its contractors shall cooperate fully with BellSouth's investigation into allegations of wrongdoing or criminal conduct committed by or involving Frankfort Plant Board's employees, agents, or contractors. Additionally, BellSouth reserves the right to bill Frankfort Plant Board for all costs associated with investigations involving its employees, agents, or contractors if it can be reasonably established that Frankfort Plant Board's employees, agents, or contractors are responsible for the alleged act. BellSouth shall bill Frankfort Plant Board for BellSouth property which is stolen or damaged where an investigation determines the culpability of Frankfort Plant Board's employees, agents, or contractors. Frankfort Plant Board shall notify BellSouth in writing immediately in the event that the CLEC discovers one of its employees already working on the BellSouth premises is a possible security risk. BellSouth reserves the right to permanently remove from its premises any employee of Frankfort Plant Board identified as posing a security risk to BellSouth or any other CLEC, or having violated BellSouth policies set forth in the BellSouth CLEC Security Training. Frankfort Plant Board shall hold BellSouth harmless for any damages resulting from such removal of its personnel from BellSouth premises.

11.3 Use of BellSouth Supplies by Frankfort Plant Board Employees. Use of any BellSouth supplies by a Frankfort Plant Board employee, whether or not used routinely to provide telephone service (e.g. plug-in cards,) will be considered theft and will be handled accordingly. Costs associated with such unauthorized use of BellSouth property may be charged to Frankfort Plant Board as may be all associated investigative costs. At BellSouth's request, Frankfort Plant Board shall promptly and permanently remove from BellSouth's Central Office any employee of Frankfort Plant Board found to be in violation of this rule.

11.4 Use of Official Lines by Frankfort Plant Board Employees. Except for local calls necessary in the performance of their work, Frankfort Plant Board employees shall not use the telephones in the BellSouth Central Office. Charges for unauthorized telephone calls made by Frankfort Plant Board's employees may be charged to Frankfort Plant Board as may be all associated investigative costs. At BellSouth's request, Frankfort Plant Board shall promptly and permanently remove from BellSouth's premises any employee of Frankfort Plant Board found to be in violation of this rule.

11.5 Accountability. Full compliance with the Security requirements of this section shall in no way limit the accountability of any CLEC for the improper actions of its employees.

12. DESTRUCTION OF COLLOCATION SPACE

12.1 In the event a Collocation Space is wholly or partially damaged by fire, windstorm, tornado, flood or by similar causes to such an extent as to be rendered wholly unsuitable for Frankfort Plant Board's permitted use hereunder, then either party may elect within ten (10) days after such damage, to terminate this Attachment, and if either party shall so elect, by giving the other written notice of termination, both parties shall stand released of and from further liability under the terms hereof. If the Collocation Space shall suffer only minor damage and shall not be rendered wholly unsuitable for Frankfort Plant Board's permitted use, or is damaged and the option to terminate is not exercised by either party, BellSouth covenants and agrees to proceed promptly without expense to Frankfort Plant Board, except for improvements not the property of BellSouth, to repair the damage. BellSouth shall have a reasonable time within which to rebuild or make any repairs, and such rebuilding and repairing shall be subject to delays caused by storms, shortages of labor and materials, government regulations, strikes, walkouts, and causes beyond the control of BellSouth, which causes shall not be construed as limiting factors, but as exemplary only. Frankfort Plant Board may, at its own expense, accelerate the rebuild of its collocated space and equipment provided however that a certified vendor is used and the necessary space preparation has been completed. Rebuild of equipment must be performed by a BellSouth Certified Vendor. If Frankfort Plant Board's acceleration of the project increases the cost of the project, then those additional charges will be incurred by Frankfort Plant Board. Where allowed and where practical, Frankfort Plant Board may erect a temporary facility while BellSouth rebuilds or makes repairs. In all cases where the Collocation Space shall be rebuilt or repaired, Frankfort Plant Board shall be entitled to an equitable abatement of rent and other charges, depending upon the unsuitability of the Collocation Space for Frankfort Plant Board's permitted use, until such Collocation Space is fully repaired and restored and Frankfort Plant Board's equipment installed therein (but in no event later than thirty (30) days after the Collocation Space is fully repaired and restored). Where Frankfort Plant Board has placed an Adjacent Arrangement pursuant to section 3.4, Frankfort Plant Board shall have the sole responsibility to repair or replace said Adjacent Arrangement provided herein. Pursuant to this section, BellSouth will restore the associated services to the Adjacent Arrangement.

13. EMINENT DOMAIN

13.1 If the whole of a Collocation Space or Adjacent Arrangement shall be taken by any public authority under the power of eminent domain, then this Attachment shall terminate as of the day possession shall be taken by such public authority and rent and other charges for the Collocation Space or Adjacent Arrangement shall be paid up to that day with proportionate refund by BellSouth of such rent and charges as may have been paid in advance for a period subsequent to the date of the taking. If any part of the Collocation Space or Adjacent Arrangement shall be taken under eminent domain, BellSouth and Frankfort Plant Board shall each have the right to terminate this Attachment and declare the same null and void, by written notice of such intention to the other party within ten (10) days after such taking.

14. NONEXCLUSIVITY

12.1 Frankfort Plant Board understands that this Attachment is not exclusive and that BellSouth may enter into similar agreements with other parties. Assignment of space pursuant

to all such agreements shall be determined by space availability and made on a first come, first served basis.

**EXHIBIT A: BELLSOUTH/Frankfort Plant Board RATES - KENTUCKY
PHYSICAL COLLOCATION**

Rates marked with an asterisk (*) are interim and are subject to true-up.

USOC	Rate Element Description	Unit	Recurring Rate (RC)	Non-Recurring Rate (NRC)
PE1BA	Application Fee	Per Request	NA	\$9,926.72
PE1CA	Subsequent Application Fee (Note 1)	Per Request	NA	\$1600.00 Minimum
PE1BB	Space Preparation Fee (Note 2)			
	Mechanical / HVAC*	Per ton (one ton minimum)		\$2,400.00
	Ground Bar*	Per Connection		\$720.00
	Project Management*	Per arrangement		\$1,675.00
	Cable Racking/Fiber Duct	Per arrangement, per square foot		ICB
	Frame / Aisle lighting	Per arrangement, per square foot		ICB
	Framework Ground Conductors	Per arrangement		ICB
	Extraordinary Modifications	Per arrangement		ICB
PE1BW PE1CW	Space Enclosure (Note 3) <i>Prior to 6/1/99</i>			
	Welded Wire-mesh	Per first 100 sq. ft.	\$201.02	NA
	Welded Wire-mesh	Per add'l 50 sq. ft.	\$20.42	NA
PE1PJ	Floor Space	Per square foot	\$5.00	NA
PE1BD	Cable Installation	Per Cable	NA	\$2,327.08
PE1PM	Cable Support Structure	Per entrance cable	\$24.23	NA
PE1PL	Power			
	-48V DC Power	Per amp	\$7.68	ICB
PE1FB	120V AC Power single phase*	Per breaker amp	\$5.50	ICB
PE1FD	240V AC Power single phase*	Per breaker amp	\$11.00	ICB
PE1FE	120V AC Power three phase*	Per breaker amp	\$16.50	ICB
PE1FG	277V AC Power three phase*	Per breaker amp	\$38.20	ICB

**EXHIBIT A: BELLSOUTH/Frankfort Plant Board RATES - KENTUCKY
PHYSICAL COLLOCATION (cont.)**

USOC	Rate Element Description	Unit	Recurring Rate (RC)	Non-Recurring Rate (NRC)
PE1P2	Cross Connects 2-wire	Per Cross Connect	\$.31	First / Additional \$54.21/\$51.07
PE1P4	4-wire		\$.62	\$54.23/\$50.96
PE1P1	DS-1		\$1.92	\$99.23/\$69.15
PE1P3	DS-3		\$39.94	\$97.48/\$66.90
PE1F2	2-fiber		\$13.28	\$73.00/\$52.00
PE1F4	4-fiber		\$23.87	\$88.00/\$67.00
	Co-Carrier Cross-Connect (Note 5)			
PE1ES Fiber	Fiber Arrangement Cable Support Structure	Per linear foot (existing)	\$0.06	NA
PE1DS Copper	Copper or Coaxial Arrangement	Per linear foot (existing)	\$0.03	NA
TBD	Cable Support Structure Construction	Per new construction	NA	ICB
PE1A1	Security Access System Security system	Per Central Office	\$52.00	
PE1AA	New Access Card Activation Administrative change, existing card	Per Card Per Card		\$55.00 \$35.00
PE1AR	Replace lost or stolen card	Per Card		\$250.00
PE1SR	Space Availability Report	Per Central Office Requested	NA	\$550.00
	POT Bay Arrangements Prior to 6/1/99	Per Cross Connect		
PE1PE	2 Wire Cross-Connect		\$0.06	NA
PE1PF	4 Wire Cross-Connect		\$0.15	NA
PE1PG	DS1 Cross-Connect		\$0.58	NA
PE1PH	DS3 Cross-Connect		\$4.51	NA
PE1B2	2 Fiber Cross-Connect		\$32.94	NA
PE1B4	4 Fiber Cross-Connect		\$44.42	NA
PE1BT	Security Escort Basic Time	Per 1/2 hour	NA	\$56.09/\$31.99
PE1OT	Overtime	hour/Additional	NA	\$67.75/\$39.00
PE1PT	Premium Time	Half-hour	NA	\$79.41/\$46.01

**EXHIBIT A: BELLSOUTH/Frankfort Plant Board RATES - KENTUCKY
PHYSICAL COLLOCATION (cont.)**

USOC	Rate Element Description	Unit	Recurring Rate (RC)	Non-Recurring Rate (NRC)
AEH	Additional Engineering Fee (Note 5)	Per request, First half hour/Add'l Half hour		First /Add'l Basic Time - \$31.00/\$22.00 Overtime - \$37.00/\$26.00

Note(s):

N/A refers to rate elements which do not have a negotiated rate.

- (1) **Subsequent Application Fee:** BellSouth requires the submission of an Application Fee for modifications to an existing arrangement. However, when the modifications do not require BellSouth to expend capital, BellSouth will assess the Subsequent Application Fee in lieu of the Application Fee. Proposed modifications that could result in assessment of a Subsequent Application Fee would cause BellSouth to analyze the following but are not limited to: floor loading changes, changes to HVAC requirements, power requirement changes which may result in a power plant upgrade, environmental or safety requirements, or equipment relocation. Should the Subsequent Application Fee not be included as part of this Attachment, Frankfort Plant Board will be assessed the full Application Fee for all subsequent activity for completed arrangements.
- (2) **Space Preparation Fee:** The Space Preparation Fee is a one-time fee, assessed per arrangement, per location. It recovers the costs associated with the shared physical collocation area within a Central Office, which include survey, engineering, design and modification costs for network, building and support systems. In the event Frankfort Plant Board opts for non-enclosed space, the space preparation fee will be assessed based on the total floor space dedicated to Frankfort Plant Board as prescribed in Section 7 of the Collocation Attachment.
- (3) **Space Enclosure Fee:** For cages requested prior to June 1, 1999, the Space Enclosure Construction Fee is a one-time fee, assessed per enclosure, per location with a one-hundred (100) square foot minimum enclosure. It recovers costs associated with providing an optional equipment arrangement enclosure, which include architectural and engineering fees, materials, and installation costs. The cost for additional square feet is applicable only when ordered with the first 100 square feet and must be requested in fifty (50) square foot increments. Frankfort Plant Board may, at its option, arrange with a BellSouth certified contractor to construct the space enclosure in accordance with BellSouth's guidelines and specifications. In this event, the contractor shall directly bill Frankfort Plant Board for the space enclosure, and this fee shall not be applicable.
- (4) **Co-Carrier Cross-Connect.** As stated in Section 5 of the Collocation Attachment, Frankfort Plant Board may connect to other CLECs within the designated Central Office in addition to, and not in lieu of, interconnection to BellSouth services and facilities. Where BellSouth must construct a cable rack structure to house the co-Carrier cross-connection, construction charges will be applied on an individual case basis. BellSouth shall provide an estimate of these charges in the Application Response. Where an existing cable rack structure is in place and has sufficient capacity to accommodate the co-Carrier cross-connection requested, the recurring charges as stated in this Exhibit A shall apply.
- (5) **Additional Engineering Fee:** BellSouth's additional engineering, and other labor costs associated with handling Frankfort Plant Board-requested modifications to requests in progress or augmentations to existing arrangements shall be recovered as Additional Engineering charges, under provisions in BellSouth's FCC No. 1, Sections 13.1 and 13.2. Should Additional Engineering rates not be included, Frankfort Plant Board agrees not to make changes to collocation arrangement after a Bona Fide Firm Order is submitted.

ENVIRONMENTAL AND SAFETY PRINCIPLES

The following principles provide basic guidance on environmental and safety issues when applying for and establishing Physical Collocation arrangements.

1. GENERAL PRINCIPLES

1.1 Compliance with Applicable Law. BellSouth and Frankfort Plant Board agree to comply with applicable federal, state, and local environmental and safety laws and regulations including U.S. Environmental Protection Agency (USEPA) regulations issued under the Clean Air Act (CAA), Clean Water Act (CWA), Resource Conservation and Recovery Act (RCRA), Comprehensive Environmental Response, Compensation and Liability Act (CERCLA), Superfund Amendments and Reauthorization Act (SARA), the Toxic Substances Control Act (TSCA), and OSHA regulations issued under the Occupational Safety and Health Act of 1970, as amended and NFPA and National Electrical Codes (NEC) and the NESC ("Applicable Laws"). Each party shall notify the other if compliance inspections are conducted by regulatory agencies and/or citations are issued that relate to any aspect of this agreement.

1.2 Notice. BellSouth and Frankfort Plant Board shall provide notice to the other, including Material Safety Data Sheets (MSDSs), of known and recognized physical hazards or Hazardous Chemicals existing on site or brought on site. Each party is required to provide specific notice for known potential Imminent Danger conditions. Frankfort Plant Board should contact 1-800-743-6737 for BellSouth MSDS sheets.

1.3 Practices/Procedures. BellSouth may make available additional environmental control procedures for Frankfort Plant Board to follow when working at a BellSouth Premises (See Section 2, below). These practices/procedures will represent the regular work practices required to be followed by the employees and contractors of BellSouth for environmental protection. Frankfort Plant Board will require its contractors, agents and others accessing the BellSouth Premises to comply with these practices. Section 2 lists the Environmental categories where BellSouth practices should be followed by Frankfort Plant Board when operating in the BellSouth Premises.

1.4 Environmental and Safety Inspections. BellSouth reserves the right to inspect the Frankfort Plant Board space with proper notification. BellSouth reserves the right to stop any Frankfort Plant Board work operation that imposes Imminent Danger to the environment, employees or other persons in the area or Facility.

1.5 Hazardous Materials Brought On Site. Any hazardous materials brought into, used, stored or abandoned at the BellSouth Premises by Frankfort Plant Board are owned by Frankfort Plant Board. Frankfort Plant Board will indemnify BellSouth for claims, lawsuits or damages to persons or property caused by these materials. Without prior written BellSouth approval, no substantial new safety or environmental hazards can be created by Frankfort Plant Board or different hazardous materials used by Frankfort Plant Board at BellSouth Facility. Frankfort Plant Board must demonstrate adequate emergency response capabilities for its materials used or remaining at the BellSouth Facility.

1.6 Spills and Releases. When contamination is discovered at a BellSouth Premises, the party discovering the condition must notify BellSouth. All Spills or Releases of regulated materials will immediately be reported by Frankfort Plant Board to BellSouth.

1.7 Coordinated Environmental Plans and Permits. BellSouth and Frankfort Plant Board will coordinate plans, permits or information required to be submitted to government agencies, such as emergency response plans, spill prevention control and countermeasures (SPCC) plans and community reporting. If fees are associated with filing, BellSouth and Frankfort Plant Board will develop a cost sharing procedure. If BellSouth's permit or EPA identification number must be used, Frankfort Plant Board must comply with all of BellSouth's permit conditions and environmental processes, including environmental "best management practices (BMP)" (see Section 2, below) and/or selection of BellSouth disposition vendors and disposal sites.

1.8 Environmental and Safety Indemnification. BellSouth and Frankfort Plant Board shall indemnify, defend and hold harmless the other party from and against any claims (including, without limitation, third-party claims for personal injury or death or real or personal property damage), judgments, damages, (including direct and indirect damages, and punitive damages), penalties, fines, forfeitures, costs, liabilities, interest and losses arising in connection with the violation or alleged violation of any Applicable Law or contractual obligation or the presence or alleged presence of contamination arising out of the acts or omissions of the indemnifying party, its agents, contractors, or employees concerning its operations at the Facility.

2. CATEGORIES FOR CONSIDERATION OF ENVIRONMENTAL ISSUES

When performing functions that fall under the following Environmental categories on BellSouth's Premises, Frankfort Plant Board agrees to comply with the applicable sections of the current issue of BellSouth's Environmental and Safety Methods and Procedures (M&Ps), incorporated herein by this reference. Frankfort Plant Board further agrees to cooperate with BellSouth to ensure that Frankfort Plant Board's employees, agents, and/or subcontractors are knowledgeable of and satisfy those provisions of BellSouth's Environmental M&Ps which apply to the specific Environmental function being performed by Frankfort Plant Board, its employees, agents and/or subcontractors.

The most current version of reference documentation must be requested from BellSouth.

2. Categories for Consideration of Environmental Issues (cont.)

ENVIRONMENTAL CATEGORIES	ENVIRONMENTAL ISSUES	ADDRESSED BY THE FOLLOWING DOCUMENTATION
Disposal of hazardous material or other regulated material (e.g., batteries, fluorescent tubes, solvents & cleaning materials)	Pollution liability insurance EVET approval of contractor	Std T&C 450 GU-BTEN-001BT, Chapter 4 Std T&C 660-3 GU-BTEN-001BT, Chapter 10
Emergency response	Hazmat/waste release/spill firesafety emergency	GU-BTEN-001BT, Chapter Building Emergency Operations Plan (EOP) (specific to Premises)
Contract labor/outsourcing for services with environmental implications to be performed on BellSouth Premises (e.g., disposition of hazardous material/waste; maintenance of storage tanks)	Performance of services in accordance with BST's environmental M&Ps Insurance	Std T&C 450 Std T&C 450-B (Contact E/S or your DEC/LDEC for copy of appropriate E/S M&Ps.) Std T&C 660
Transportation of hazardous material	Pollution liability insurance EVET approval of contractor	Std T&C 450 GU-BTEN-001BT, Chapter 4 Std T&C 660-3 GU-BTEN-001BT, Chapter 10
Maintenance/operations work which may produce a waste Other maintenance work	Protection of BST employees and equipment	Std T&C 450 GU-BTEN-001BT, Chapter 10 29CFR 1910.147 29CFR 1910 Subpart O
Janitorial services	All waste removal and disposal must conform to all applicable federal, state and local regulations All HazMat & Waste Asbestos notification protection of BST employees and equipment	P&SM Manager - Procurement GU-BTEN-001BT, Chapter 4, GU-BTEN-001BT, Chapter 3 BSP 010-170-001BS (Hazcom)
Manhole cleaning	Pollution liability insurance Manhole entry requirements EVET approval of contractor	Std T&C 450 Std T&C 660-3 BSP 620-145-011PR Issue A, August 1996 GU-BTEN-001BT, Chapter 10 RL9706008BT
Removing or disturbing building materials that may contain asbestos	Asbestos work practices	GU-BTEN-001BT, Chapter 3

3. **DEFINITIONS**

Generator. Under RCRA, the person whose act produces a Hazardous Waste, as defined in 40 CFR 261, or whose act first causes a Hazardous Waste to become subject to regulation. The Generator is legally responsible for the proper management and disposal of Hazardous Wastes in accordance with regulations.

Hazardous Chemical. As defined in the U.S. Occupational Safety and Health (OSHA) hazard communication standard (29 CFR 1910.1200), any chemical which is a health hazard or physical hazard.

Hazardous Waste. As defined in section 1004 of RCRA.

Imminent Danger. Any conditions or practices at a facility which are such that a danger exists which could reasonably be expected to cause immediate death or serious harm to people or immediate significant damage to the environment or natural resources.

Spill or Release. As defined in Section 101 of CERCLA.

4. **ACRONYMS**

DEC/LDEC - Department Environmental Coordinator/Local Department Environmental Coordinator

GU-BTEN-001BT - BellSouth Environmental Methods and Procedures

EVET - Environmental Vendor Evaluation Team

P&SM - Property & Services Management

Std. T&C - Standard Terms & Conditions

NESC - National Electrical Safety Codes

Attachment 5

Access to Numbers And Number Portability

ACCESS TO NUMBERS and NUMBER PORTABILITY

1. Non-Discriminatory Access to Telephone Numbers

All the negotiated rates, terms and conditions set forth in this Attachment pertain to the provisioning of local number portability.

During the term of this Agreement, Frankfort Plant Board shall contact the North American Numbering Plan Administrator for the assignment of numbering resources. In order to be assigned a Central Office Code, Frankfort Plant Board will be required to complete the Central Office Code (NXX) Assignment Request and Confirmation Form (Code Request Form) in accordance with Industry Numbering Committee's Central Office Code (NXX) Assignment Guidelines (INC 95-0407-008).

For the purposes of the resale of BellSouth's telecommunications services by Frankfort Plant Board, BellSouth will provide Frankfort Plant Board with on line access to telephone numbers for reservation on a first come first served basis. Such reservations of telephone numbers, on a pre-ordering basis shall be for a period of nine (9) days. Frankfort Plant Board acknowledges that there may be instances where there is a shortage of telephone numbers in a particular CLLIC and in such instances BellSouth may request that Frankfort Plant Board cancel its reservations of numbers. Frankfort Plant Board shall comply with such request.

Further, upon Frankfort Plant Board request and for the purposes of the resale of BellSouth's telecommunications services by Frankfort Plant Board, BellSouth will reserve up to 100 telephone numbers per Common Language Location Identifier Code (CLLIC), for Frankfort Plant Board's sole use. Such telephone number reservations shall be transmitted to Frankfort Plant Board via electronic file transfer. Such reservations shall be valid for ninety (90) days from the reservation date. Frankfort Plant Board acknowledges that there may be instances where there is a shortage of telephone numbers in a particular CLLIC and in such instances BellSouth shall use its best efforts to reserve for a ninety (90) day period a sufficient quantity for Frankfort Plant Board's reasonable need in that particular CLLIC.

2. Number Portability Permanent Solution

The FCC, the Commissions, and industry forums have developed and BellSouth is implementing a permanent approach to providing service provider number portability. Both Parties will implement a permanent approach as developed and approved by the Commission, the FCC and industry forums. Consistent with the requirements to move to Permanent Number Portability (PNP) as set forth in Section 5 of the Attachment,

Interim Service Provider Number Portability may be available only until such permanent solution is implemented.

- 2.1 End User Line Charge. Recovery of charges associated with implementing PNP through a monthly charge assessed to end users has been authorized by the FCC. This end user line charge will be as filed in FCC No. 1 and will be billed to Frankfort Plant Board where Frankfort Plant Board is a subscriber to local switching or where Frankfort Plant Board is a reseller of BellSouth telecommunications services. This charge will not be discounted.

3. Service Provider Number Portability

- 3.1 Definition. Until the industry-wide permanent solution is implemented in an end office, BellSouth shall provide Service Provider Number Portability ("SPNP"). SPNP is an interim service arrangement whereby an end user who switches subscription of his local exchange service from BellSouth to a CLEC, or vice versa, is permitted to retain the use of his existing assigned telephone number, provided that the end user remains at the same location for his local exchange service or changes locations and service providers but stays within the same serving wire center of his existing number.

- 3.2 Methods of Providing Number Portability. SPNP is available through either remote call forwarding or direct inward dialing trunks, at the election of Frankfort Plant Board. Remote call forwarding (SPNP-RCF) is an existing switch-based BellSouth service that redirects calls within the telephone network. Direct inward dialing trunks (SPNP-DID) allow calls to be routed over a dedicated facility to the Frankfort Plant Board switch that serves the subscriber.

- 3.3 Signaling Requirements. SS7 Signaling is required for the provision of SPNP services. SPNP-DID is available from BellSouth on a per DS0, DS1, or DS3 basis. Where SPNP-DID is technically feasible and is provided on a DS1 or a DS3 basis, the applicable channelization rates are those specified in Section E6 in BellSouth's Intrastate Access Tariffs, incorporated herein by this reference. SPNP is available only for basic local exchange service.

- 3.4 Rates. Rates for SPNP are set out in Exhibit A to this Attachment. If no rate is identified in the contract, the rate for the specific service or function will be as set forth in applicable BellSouth tariff or as negotiated by the Parties upon request by either Party.

4. SPNP Implementation

- 4.1 SPNP is available only where a CLEC or BellSouth is currently providing, or will begin providing concurrent with provision of SPNP, basic local exchange service to the affected end user. SPNP for a particular telephone number is available only from the central office originally providing local exchange service to the end user. SPNP for a particular assigned telephone number will be disconnected when any end user, Commission, BellSouth, or CLEC initiated activity (e.g., a change in exchange boundaries) would normally result in a telephone number change had the end user retained his initial local exchange service.
- 4.2 SPNP-RCF, as contemplated by this Agreement, is a telecommunications service whereby a call dialed to an SPNP-RCF equipped telephone number is automatically forwarded to an assigned seven- or ten- digit telephone number within the local calling area as defined in BellSouth's General Subscriber Services Tariff. The forwarded-to number shall be specified by the CLEC or BellSouth, as appropriate. The forwarding Party will provide identification of the originating telephone number, via SS7 signaling, to the receiving Party. Identification of the originating telephone number to the SPNP-RCF end user cannot be guaranteed, however. SPNP-RCF provides a single call path for the forwarding of no more than one simultaneous call to the receiving Party's specified forwarded-to number.
- 4.3 SPNP-DID service, as contemplated by this Agreement, provides trunk side access to end office switches for direct inward dialing to the other Party's premises equipment from the telecommunications network to lines associated with the other Party's switching equipment and must be provided on all trunks in a group arranged for inward service. A SPNP-DID trunk termination charge, provided with SS7 Signaling only, applies for each trunk voice grade equivalent. In addition, direct facilities are required from the end office where a ported number resides to the end office serving the ported end user customer. The rates for a switched local channel and switched dedicated transport apply as contained in BellSouth's Intrastate Access Services tariff, as said tariff is amended from time to time. Transport mileage will be calculated as the airline distance between the end office where the number is ported and the Point of Interface ("POI") using the V&H coordinate method. SPNP-DID must be established with a minimum configuration of two channels and one unassigned telephone number per switch, per arrangement for control purposes. Transport facilities arranged for SPNP-DID may not be mixed with any other type of trunk group, with no outgoing calls placed over said facilities. SPNP-DID will be provided only where such facilities are available and where the switching equipment of the ordering Party is properly equipped. Where SPNP-DID service is required from more than one wire center or from separate trunk groups within the same wire center, such service provided from each wire center or each trunk group within the same wire center shall be considered a separate service. Only

customer-dialed sent-paid calls will be completed to the first number of a SPNP-DID number group; however, there are no restrictions on calls completed to other numbers of a SPNP-DID number group. Interface group arrangements provided for terminating the switched transport at the Party's terminal location are as set forth in of BellSouth's Intrastate Access Services Tariff, § E6.1.3.A as amended from time to time.

- 4.3.1 SPNP-DID Service requires ordering consecutive telephone numbers in blocks of twenty. To order non-consecutive telephone numbers or telephone numbers in less than blocks of twenty, the NBR process must be used. SS7 Signaling is required for the provision of either of these services.
- 4.4 The calling Party shall be responsible for payment of the applicable charges for sent-paid calls to the SPNP number. For collect, third-party, or other operator-assisted non-sent paid calls to the ported telephone number, BellSouth or the CLEC shall be responsible for the payment of charges under the same terms and conditions for which the end user would have been liable for those charges. Either Party may request that the other block collect and third party non-sent paid calls to the SPNP-assigned telephone number. If a Party does not request blocking, the other Party will provide itemized local usage detail for the billing of non-sent paid calls on the monthly bill of usage charges provided at the individual end user account level. The detail will include itemization of all billable usage. Each Party shall have the option of receiving this usage data on a daily basis via a data file transfer arrangement. This arrangement will utilize the existing industry uniform standard, known as EMR standards, for exchange of billing data. Files of usage data will be created daily for the optional service. Usage originated and recorded in the sending BellSouth RAO will be provided in unrated or rated format, depending on processing system. CLEC usage originated elsewhere and delivered via CMDS to the sending BellSouth RAO shall be provided in rated format.
- 4.5 Each Party shall be responsible for obtaining authorization from the end user for the handling of the disconnection of the end user's service, the provision of new local service and the provision of SPNP services. Each Party shall be responsible for coordinating the provision of service with the other to assure that its switch is capable of accepting SPNP ported traffic. Each Party shall be responsible for providing equipment and facilities that are compatible with the other's service parameters, interfaces, equipment and facilities and shall be required to provide sufficient terminating facilities and services at the terminating end of an SPNP call to adequately handle all traffic to that location and shall be solely responsible to ensure that its facilities, equipment and services do not interfere with or impair any facility, equipment, or service of the other Party or any of its end users. In the event that either Party determines in its reasonable judgment that the other Party will likely impair or is impairing, or interfering

with any equipment, facility or service or any of its end users, that Party may either refuse to provide SPNP service or may terminate SPNP service to the other Party after providing appropriate notice.

- 4.6 Each Party shall be responsible for providing an appropriate intercept announcement service for any telephone numbers subscribed to SPNP services for which it is not presently providing local exchange service or terminating to an end user. Where either Party chooses to disconnect or terminate any SPNP service, that Party shall be responsible for designating the preferred standard type of announcement to be provided.
- 4.7 Each Party shall be the other Party's single point of contact for all repair calls on behalf of each Party's end user. Each Party reserves the right to contact the other Party's customers if deemed necessary for maintenance purposes.
- 4.8 Neither Party shall be responsible for adverse effects on any service, facility or equipment from the use of SPNP services. End-to-end transmission characteristics may vary depending on the distance and routing necessary to complete calls over SPNP facilities and the fact that another carrier is involved in the provisioning of service. Therefore, end-to-end transmission characteristics cannot be specified by either Party for such calls. Neither Party shall be responsible to the other if any necessary change in protection criteria or in any of the facilities, operation, or procedures of either renders any facilities provided by the other Party obsolete or renders necessary modification of the other Party's equipment.
- 4.9 For terminating IXC traffic ported to either Party which requires use of either Party's tandem switching, the tandem provider will bill the IXC tandem switching, the interconnection charge, and a portion of the transport, and the other Party will bill the IXC local switching, the carrier common line and a portion of the transport. If the tandem provider is unable to provide the necessary access records to permit the other Party to bill the IXC directly for terminating access to ported numbers, then the tandem provider will bill the IXC full terminating switched access charges at the tandem provider's rate and will compensate the other Party at the tandem Party's tariff rates via a process used by BellSouth to estimate the amount of ported switched access revenues due the other Party. If an intraLATA toll call is delivered, the delivering Party will pay terminating access rates to the other Party. This subsection does not apply in cases where SPNP-DID is utilized for number portability.

5. Transition to Permanent Number Portability

- 5.1 Once PNP is implemented in an end office both Parties must withdraw their SPNP offerings. The transition from existing SPNP arrangements to

PNP shall occur within one hundred twenty (120) days from the date PNP is implemented in the end office. Neither Party shall charge the other Party for conversion from SPNP to PNP. The Parties shall comply with any SPNP/PNP transition processes established by the FCC and State commissions and appropriate industry number portability work groups.

Notwithstanding the foregoing, the Parties acknowledge that the FCC has determined once LNP has been deployed pursuant to the FCC's orders, rules and regulations, that all local exchange carriers (LECs) have the duty to provide LNP. Therefore, either Party, at any time, may seek appropriate legal or regulatory relief concerning the transition from INP to LNP or other related issues.

6. Operational Support System (OSS) Rates

BellSouth has developed and made available the following mechanized systems by which Frankfort Plant Board may submit LSRs electronically.

LENS	Local Exchange Navigation System
EDI	Electronic Data Interface
EDI-PC	Electronic Data Interface – Personal Computer
TAG	Telecommunications Access Gateway

LSRs submitted by means of one of these interactive interfaces will incur an OSS electronic ordering charge as specified in the table below. An individual LSR will be identified for billing purposes by its Purchase Order Number (PON). LSRs submitted by means other than one of these interactive interfaces (mail, fax, courier, etc.) will incur a manual order charge as specified in the table below:

OPERATIONAL SUPPORT SYSTEMS	KY
OSS LSR charge, per LSR received from the CLEC by one of the OSS interactive interfaces	\$3.50 SOMEK
Incremental charge per LSR received from the CLEC by means other than one of the OSS interactive interfaces	\$19.99 SOMAN

Note: In addition to the OSS charges, applicable discounted service order and related discounted charges apply per the tariff.

Threshold Billing Plan

The Parties agree that Frankfort Plant Board will incur the electronic rate for all LSRs, both electronic and manual, if the percentage of electronic

LSRs to total LSRs meets or exceeds the threshold percentages shown below:

Year	Ratio: Electronic/Total LSRs
2000	80%
2001	90%

The threshold plan will be discontinued in 2002.

BellSouth will track the total LSR volume for each CLEC for each quarter. At the end of that time period, a Percent Electronic LSR calculation will be made for that quarter based on the LSR data tracked in the LCSC. If this percentage exceeds the threshold volume, all of that CLEC's future manual LSRs will be billed at the mechanized LSR rate. To allow time for obtaining and analyzing the data and updating the billing system, this billing change will take place on the first day of the second month following the end of the quarter (e.g. May 1 for 1Q, Aug 1 for 2Q, etc.). There will be no adjustments to the amount billed for previously billed LSRs.

BELLSOUTH/Frankfort Plant Board RATES
 SERVICE PROVIDER
 NUMBER PORTABILITY

DESCRIPTION	USOC	KY
INTERIM SERVICE PROVIDER NUMBER PORTABILITY - RCF (1)		
RCF, per number ported (Business Line), 10 paths	TNPBL	NA
RCF, per number ported (Residence Line), 6 paths	TNPRL	NA
RCF, per number ported (Business Line)	TNPBL	NA
NRC	TNPBL	NA
NRC - Disconnect Charge	TNPBL	NA
RCF, per number ported (Residence Line)	TNPRL	NA
NRC	TNPRL	NA
NRC - Disconnect Charge	TNPRL	NA
RCF, add'l capacity for simultaneous call forwarding, per additional path	N/A	NA
RCF, per service order, per location	(++) Bus = TNPBD Res = TNPRD	
NRC - 1st	TNP++	NA
NRC - Add'l	TNP++	NA
NRC - Disconnect - 1st	TNP++	NA
NRC - Disconnect - Add'l	TNP++	NA
NRC - Incremental Charge - Manual Service Order - 1st	SOMAN	NA
NRC - Incremental Charge - Manual Service Order - Add'l	SOMAN	NA
NRC - Incremental Charge - Manual Service Order - Disconnect - 1st	SOMAN	NA
NRC - Incremental Charge - Manual Service Order - Disconnect - Add'l	SOMAN	NA
INTERIM SERVICE PROVIDER NUMBER PORTABILITY - DID		
DID per number ported, Residence - NRC	TNPDR	NA
DID per number ported, Residence - NRC - Disconnect	TNPDR	NA
DID per number ported, Business - NRC	TNPDB	NA
DID per number ported, Business - NRC - Disconnect	TNPDB	NA
DID per service order, per location		
NRC - 1st	TNPRD	NA
NRC - Add'l	TNPRD	NA
NRC - Disconnect - 1st	TNPRD	NA
NRC - Disconnect - Add'l	TNPRD	NA
NRC - Incremental Charge - Manual Service Order - 1st	SOMAN	NA
NRC - Incremental Charge - Manual Service Order - Add'l	SOMAN	NA
NRC - Incremental Charge - Manual Service Order - Disconnect - 1st	SOMAN	NA
NRC - Incremental Charge - Manual Service Order - Disconnect - Add'l	SOMAN	NA
DID, per trunk termination, Initial	TNPT2	NA
DID, per trunk termination, Initial - NRC	TNPT2	NA
DID, per trunk termination, Initial - Disconnect	TNPT2	NA
DID, per trunk termination, Subsequent	TNPT2	NA
DID, per trunk termination, Subsequent - NRC	TNPT2	NA
DID, per trunk termination, Subsequent - Disconnect	TNPT2	NA
NOTES:		
If no rate is identified in the contract, the rate for the specific service or function will be as set forth in applicable BellSouth tariff or as negotiated by the parties upon request by either party.		
BellSouth and CLEC will each bear their own costs of providing remote call forwarding as an interim		
1 number portability option. (KY)		

Attachment 6

Ordering and Provisioning

ORDERING AND PROVISIONING

1. Quality of Ordering and Provisioning

All the negotiated terms and conditions set forth in this Attachment pertain to ordering and provisioning.

1.1 BellSouth shall provide ordering and provisioning services to Frankfort Plant Board that are equal to the ordering and provisioning services BellSouth provides to itself or any other CLEC, where technically feasible. Detailed guidelines for ordering and provisioning are set forth in BellSouth's Local Interconnection and Facility Based Ordering Guide and Resale Ordering Guide, as appropriate, and as they are amended from time to time during this Agreement.

1.2 BellSouth will perform provisioning services during the following normal hours of operation:

Monday - Friday: 8:00AM - 5:00PM location time (excluding holidays)
(Resale/Network Element non coordinated,
coordinated orders and order coordinated -
Time Specific)

Saturday: 8:00AM - 5:00PM location time (excluding holidays)
(Resale/Network Element non coordinated orders)

Times are either Eastern or Central time based on the location of the work being performed.

1.3 All other Frankfort Plant Board requests for provisioning and installation services are considered outside of the normal hours of operation and may be performed subject to the application of overtime billing charges.

2. Access to Operational Support Systems

2.1 BellSouth shall provide Frankfort Plant Board access to several operations support systems. Access to these support systems is available through a variety of means, including electronic interfaces. BellSouth also provides the option of placing orders manually (e.g., via facsimile) through the Local Carrier Service Center. The operations support systems available are:

2.2 Pre-Ordering. BellSouth provides electronic access to the following pre-ordering functions: service address validation, telephone number selection, service and feature availability, due date information, and upon Commission approval of confidentiality protections, to customer record

information. Access is provided through the Local Exchange Navigation System (LENS) and the Telecommunications Access Gateway (TAG). Customer record information includes Customer Record Information includes but is not limited to, customer specific information in CRIS and RSAG. In addition, Frankfort Plant Board shall provide to BellSouth access to customer record information including electronic access where available. Otherwise, Frankfort Plant Board shall provide paper copies of customer record information within a reasonable period of time upon request by BellSouth. Customer Record Information is equivalent to but not limited to the type of customer specific information contained in CRIS and RSAG. The parties agree not to view, copy, or otherwise obtain access to the customer record information of any customer without that customer's permission and further agrees that Frankfort Plant Board and BellSouth will obtain access to customer record information only in strict compliance with applicable laws, rules, or regulations of the state in which the service is provided.

- 2.3 Service Ordering and Provisioning. BellSouth provides electronic options for the exchange of ordering and provisioning information. BellSouth provides an Electronic Data Interchange (EDI) arrangement for resale requests and certain network elements and other services. The EDI interface can be integrated with the TAG pre-ordering interface by Frankfort Plant Board. As an alternative to the EDI arrangement, BellSouth also provides ordering and provisioning capability through TAG that can be integrated with the TAG preordering capability by Frankfort Plant Board. Also, as an alternative, BellSouth provides integrated pre-ordering, ordering and provisioning capability through the LENS interface.
- 2.4 Service Trouble Reporting and Repair. Service trouble reporting and repair allows Frankfort Plant Board to report and monitor service troubles and obtain repair services. BellSouth shall offer Frankfort Plant Board service trouble reporting in a non-discriminatory manner that provides Frankfort Plant Board the equivalent ability to report and monitor service troubles that BellSouth provides to itself. BellSouth also provides Frankfort Plant Board an estimated time to repair, an appointment time or a commitment time, as appropriate, on trouble reports. BellSouth provides two options for electronic trouble reporting. For exchange services, BellSouth offers Frankfort Plant Board access to the Trouble Analysis Facilitation Interface (TAFI). For individually designed services, BellSouth provides electronic trouble reporting through an electronic communications gateway. If Frankfort Plant Board requests BellSouth to repair a trouble after normal working hours, Frankfort Plant Board will be billed the appropriate overtime charges associated with this request pursuant to BellSouth's tariffs.
- 2.5 Migration of Frankfort Plant Board to New BellSouth Software Releases for Industry Standard Machine-to-Machine Electronic Interfaces. BellSouth will issue new software releases for new industry standards for

machine-to-machine electronic interfaces as needed to improve operations and meet standards and regulatory requirements. When a new release of industry standards is implemented, BellSouth will continue to support both the new release (N) and the prior release (N-1). When BellSouth makes the next release (N+1), BellSouth will eliminate support for the (N-1) release and support the two newest releases (N and N+1). Thus, BellSouth will always support the two most current releases. BellSouth will issue documents to Frankfort Plant Board with sufficient notice to allow Frankfort Plant Board to make the necessary changes to their systems and operations to migrate to the newest release in a timely fashion.

- 2.6 Rates. All costs incurred by BellSouth to develop and implement operational interfaces shall be recovered from the carriers who utilize the services. Charge for use of Operational Support Systems shall be as set forth in Attachments 1 and 2 of this Agreement.

3. Miscellaneous Ordering and Provisioning Guidelines

- 3.1 Pending Orders. To ensure the most efficient use of facilities and resources, orders placed in the hold or pending status by Frankfort Plant Board will be held for a maximum of thirty (30) days from the date the order is placed on hold. After such time, if Frankfort Plant Board wishes to reinstate an order, Frankfort Plant Board may be required to submit a new service order.

- 3.2 Single Point of Contact. Frankfort Plant Board will be the single point of contact with BellSouth for ordering activity for network elements and other services used by Frankfort Plant Board to provide services to its end users, except that BellSouth may accept an order directly from another CLEC, or BellSouth, acting with authorization of the affected end user. Frankfort Plant Board and BellSouth shall each execute a blanket letter of authorization with respect to customer orders. The Parties shall each be entitled to adopt their own internal processes for verification of customer authorization for orders, provided, however, that such processes shall comply with applicable state and federal law including, until superseded, the FCC guidelines and orders applicable to Presubscribed Interexchange Carrier (PIC) changes including Un-PIC. Pursuant to such an order, BellSouth may disconnect any network element associated with the service to be disconnected and being used by Frankfort Plant Board to provide service to that end user and reuse such network elements or facilities to enable such other LEC to provide service to the end user. BellSouth will notify Frankfort Plant Board that such an order has been processed, but will not be required to notify Frankfort Plant Board in advance of such processing.

- 3.3 Use of Facilities. When a customer of a CLEC elects to discontinue service and transfer service to another local exchange carrier, including BellSouth, BellSouth shall have the right to reuse the facilities provided to CLEC by BellSouth for retail or resale service, loop and/or port for that customer. In addition, BellSouth may disconnect and reuse facilities when the facility is in a denied state and BellSouth has received an order to establish new service or transfer of service from a customer or a customer's CLEC at the same address served by the denied facility.
- 3.3.1 Upon receipt of a service order, BellSouth will do the following:
- 3.3.1.1 Process disconnect and reconnect orders to provision the service which shall be due dated using current interval guidelines.
- 3.3.1.2 Reuse the serving facility for the retail, resale service, or network element at the same location.
- 3.3.1.3 Notify Frankfort Plant Board subsequent to the disconnect order being completed.
- 3.4 Contact Numbers. The Parties agree to provide one another with toll-free contact numbers for the purpose of ordering, provisioning and maintenance of services.
- 3.5 Subscription Functions. In cases where BellSouth performs subscription functions for an inter-exchange carrier (i.e. PIC and LPIC changes via Customer Account Record Exchange (CARE)), BellSouth will provide the affected inter-exchange carriers with the Operating Company Number (OCN) of the local provider for the purpose of obtaining end user billing account and other end user information required under subscription requirements.
- 3.6 Cancellation Charges. If Frankfort Plant Board cancels an order for network elements or other services, any costs incurred by BellSouth in conjunction with the provisioning of that order will be recovered in accordance with FCC No. 1, Section 5.4.

Attachment 7

Billing and Billing Accuracy Certification

BILLING AND BILLING ACCURACY CERTIFICATION

1. Payment and Billing Arrangements

All negotiated rates, terms and conditions set forth in this Attachment pertain to billing and billing accuracy certifications.

- 1.1 Billing. BellSouth agrees to provide billing through the Carrier Access Billing System (CABS) and through the Customer Records Information System (CRIS) depending on the particular service(s) that Frankfort Plant Board requests. BellSouth will bill and record in accordance with this Agreement those charges Frankfort Plant Board incurs as a result of Frankfort Plant Board purchasing from BellSouth Network Elements and Other Services as set forth in this Agreement. BellSouth will format all bills in CBOS Standard or CLUB/EDI format, depending on the type of service ordered. For those services where standards have not yet been developed, BellSouth's billing format will change as necessary when standards are finalized by the industry forum.
- 1.1.1 For any service(s) BellSouth orders from Frankfort Plant Board, Frankfort Plant Board shall bill BellSouth in CABS format.
- 1.1.2 If either Party requests multiple billing media or additional copies of bills, the Billing Party will provide these at a reasonable cost.
- 1.2 Master Account. Upon the filing of this Agreement, and, if applicable, after receiving certification as a local exchange company from the appropriate regulatory agency, Frankfort Plant Board will provide the appropriate BellSouth account manager the necessary documentation to enable BellSouth to establish a master account for Local Interconnection, Network Elements and Other Services, and/or resold services. Such documentation shall include the Application for Master Account, proof of authority to provide telecommunications services, an Operating Company Number ("OCN") assigned by the National Exchange Carriers Association ("NECA"), Carrier Identification Code (CIC), Group Access Code (GAC), Access Customer Name and Address (ACNA) and a tax exemption certificate, if applicable.
- 1.3 Payment Responsibility. Payment of all charges will be the responsibility of Frankfort Plant Board. Frankfort Plant Board shall make payment to BellSouth for all services billed. BellSouth is not responsible for payments not received by Frankfort Plant Board from Frankfort Plant Board's customer. BellSouth will not become involved in billing disputes that may arise between Frankfort Plant Board and its customer. Payments made to

BellSouth as payment on account will be credited to an accounts receivable master account and not to an end user's account.

- 1.4 Payment Due. The payment will be due by the next bill date (i.e., same date in the following month as the bill date) and is payable in immediately available funds. Payment is considered to have been made when received by BellSouth.

If the payment due date falls on a Sunday or on a Holiday which is observed on a Monday, the payment due date shall be the first non-Holiday day following such Sunday or Holiday. If the payment due date falls on a Saturday or on a Holiday which is observed on Tuesday, Wednesday, Thursday, or Friday, the payment due date shall be the last non-Holiday day preceding such Saturday or Holiday. If payment is not received by the payment due date, a late payment penalty, as set forth in Section 1.6, below, shall apply.

- 1.5 Tax Exemption. Upon proof of tax exempt certification from Frankfort Plant Board, the total amount billed to Frankfort Plant Board will not include those taxes or fees for which the CLEC is exempt. Frankfort Plant Board will be solely responsible for the computation, tracking, reporting and payment of all taxes and like fees associated with the services provided to the end user of Frankfort Plant Board.

- 1.6 Late Payment. If any portion of the payment is received by BellSouth after the payment due date as set forth preceding, or if any portion of the payment is received by BellSouth in funds that are not immediately available to BellSouth, then a late payment penalty shall be due to BellSouth. The late payment penalty shall be the portion of the payment not received by the payment due date times a late factor and will be applied on a per bill basis. The late factor shall be as set forth in Section A2 of the General Subscriber Services Tariff (GSST), Section B2 of the Private Line Service Tariff or Section E2 of the Intrastate Access Tariff, whichever BellSouth determines is appropriate. Frankfort Plant Board will be charged a fee for all returned checks as set forth in Section A2 of the GSST or in applicable state law.

- 1.7 Discontinuing Service to Frankfort Plant Board. The procedures for discontinuing service to Frankfort Plant Board are as follows:

- 1.7.1 BellSouth reserves the right to suspend or terminate service for nonpayment or in the event of prohibited, unlawful or improper use of BellSouth facilities or service or any other violation or noncompliance by Frankfort Plant Board of the rules and regulations contained in BellSouth's tariffs.

- 1.7.2 If payment of account is not received by the bill day in the month after the original bill day, BellSouth may provide written notice to Frankfort Plant Board that additional applications for service will be refused and that any pending orders for service will not be completed if payment is not received by the fifteenth day following the date of the notice. In addition, BellSouth may, at the same time, give thirty days notice to Frankfort Plant Board at the billing address to discontinue the provision of existing services to Frankfort Plant Board at any time thereafter.
- 1.7.3 In the case of such discontinuance, all billed charges, as well as applicable termination charges, shall become due.
- 1.7.4 If BellSouth does not discontinue the provision of the services involved on the date specified in the thirty days notice and Frankfort Plant Board's noncompliance continues, nothing contained herein shall preclude BellSouth's right to discontinue the provision of the services to Frankfort Plant Board without further notice.
- 1.7.5 If payment is not received or satisfactory arrangements made for payment by the date given in the written notification, Frankfort Plant Board's services will be discontinued. Upon discontinuance of service on Frankfort Plant Board's account, service to Frankfort Plant Board's end users will be denied. BellSouth will reestablish service at the request of the end user or Frankfort Plant Board for BellSouth to reestablish service upon payment of the appropriate connection fee and subject to BellSouth's normal application procedures. Frankfort Plant Board is solely responsible for notifying the end user of the proposed service disconnection. If within fifteen days after an end user's service has been denied and no arrangements to reestablish service have been made consistent with this subsection, the end user's service will be disconnected.
- 1.8 Deposit Policy. When purchasing services from BellSouth, Frankfort Plant Board will be required to complete the BellSouth Credit Profile and provide information regarding credit worthiness. Based on the results of the credit analysis, the Company reserves the right to secure the account with a suitable form of security deposit. Such security deposit shall take the form of cash, an Irrevocable Letter of Credit (BellSouth form), Surety Bond (BellSouth form) or in its sole discretion some other form of security. Any such security deposit shall in no way release the customer from his obligation to make complete and timely payments of his bill. Such security shall be required prior to the inauguration of service. If, in the sole opinion of the Company, circumstances so warrant and/or gross monthly billing has increased beyond the level initially used to determine the level of security, the Company reserves the right to request additional security and/or file a Uniform Commercial Code (UCC1) security interest in

Frankfort Plant Board's "accounts receivables and proceeds." Interest on a security deposit, if provided in cash, shall accrue and be paid in accordance with the terms in the appropriate BellSouth tariff.

- 1.9 Rates. Rates for Optional Daily Usage File (ODUF), Enhanced Optional Daily Usage File (EODUF), Access Daily Usage File (ADUF), and Centralized Message Distribution Service (CMD5) are set out in Exhibit A to this Attachment. If no rate is identified in the Attachment, the rate for the specific service or function will be as set forth in applicable BellSouth tariff or as negotiated by the Parties upon request by either Party.

2. Billing and Billing Accuracy Certification

- 2.1 Upon request, BellSouth and Frankfort Plant Board will agree upon a billing quality assurance program for all billing elements covered in this Agreement that will eliminate the need for post-billing reconciliation. Appropriate terms for access to any BellSouth documents, systems, records, and procedures for the recording and billing of charges will be part of that program.

- 2.2 As part of the billing quality assurance program, BellSouth and Frankfort Plant Board will develop standards, measurements, and performance requirements for a local billing measurements process. On a regular basis BellSouth will provide Frankfort Plant Board with mutually agreed upon performance measurement data that substantiates the accuracy, reliability, and integrity of the billing process for local billing. In return, Frankfort Plant Board will pay all bills received from BellSouth in full by the payment due date.

- 2.3 Local billing discrepancies will be addressed in an orderly manner via a mutually agreed upon billing exemption process.

- 2.3.1 Each Party agrees to notify the other Party upon identifying a billing discrepancy. The Parties shall endeavor to resolve any billing discrepancy within sixty (60) calendar days of the notification date. A mutually agreed upon escalation process will be established for resolving local billing discrepancies as part of the billing quality assurance program.

- 2.3.2 Closure of a specific billing period will occur by joint agreement of the Parties whereby the Parties agree that such billing period is closed to any further analysis and financial transactions except those resulting from regulatory mandates. Closure will take place within a mutually agreed upon time interval from the Bill Date. The month being closed represents those charges that were billed or should have been billed by the designated Bill Date.

3. Billing Disputes

- 3.1 Where the Parties have not agreed upon a billing quality assurance program, billing disputes shall be handled pursuant to the terms of this section.
- 3.1.1 Each Party agrees to notify the other Party in writing upon the discovery of a billing dispute. In the event of a billing dispute, the Parties will endeavor to resolve the dispute within sixty (60) calendar days of the notification date.
- 3.2 If a Party disputes a charge and does not pay such charge by the payment due date, or if a payment or any portion of a payment is received by either Party after the payment due date, or if a payment or any portion of a payment is received in funds which are not immediately available to the other Party, then a late payment penalty shall be assessed. For bills rendered by either Party for payment, the late payment charge for both Parties shall be calculated based on the portion of the payment not received by the payment due date times the late factor as set forth in the following BellSouth tariffs: for services purchased from the GSST for purposes of resale and for ports and non-designed loops, Section A2 of the GSST; for services purchased from the Private Line Tariff for purposes of resale, Section B2 of the Private Line Service Tariff; and for network elements and other services and local interconnection charges, Section E2 of the Access Service Tariff. In no event, however, shall interest be assessed by either Party on any previously assessed late payment charges. The Parties shall assess interest on previously assessed late payment charges only in a state where it has the authority pursuant to its tariffs.

4. RAO Hosting

- 4.1 RAO Hosting, Calling Card and Third Number Settlement System (CATS) and Non-Intercompany Settlement System (NICS) services provided to Frankfort Plant Board by BellSouth will be in accordance with the methods and practices regularly adopted and applied by BellSouth to its own operations during the term of this Agreement, including such revisions as may be made from time to time by BellSouth.
- 4.2 Frankfort Plant Board shall furnish all relevant information required by BellSouth for the provision of RAO Hosting, CATS and NICS.
- 4.3 Compensation amounts, if applicable, will be billed by BellSouth to Frankfort Plant Board on a monthly basis in arrears. Amounts due from one Party to the other (excluding adjustments) are payable within thirty (30) days of receipt of the billing statement.

- 4.4 Frankfort Plant Board must have its own unique hosted RAO code. Requests for establishment of RAO status where BellSouth is the selected Centralized Message Distribution System (CMDS) interfacing host, require written notification from Frankfort Plant Board to the BellSouth RAO Hosting coordinator at least eight (8) weeks prior to the proposed effective date. The proposed effective date will be mutually agreed upon between the Parties with consideration given to time necessary for the completion of required Telcordia (formerly BellCore) functions. BellSouth will request the assignment of an RAO code from its connecting contractor, currently Telcordia (formerly BellCore), on behalf of Frankfort Plant Board and will coordinate all associated conversion activities.
- 4.5 BellSouth will receive messages from Frankfort Plant Board that are to be processed by BellSouth, another LEC or CLEC in the BellSouth region or a LEC outside the BellSouth region.
- 4.6 BellSouth will perform invoice sequence checking, standard EMI format editing, and balancing of message data with the EMI trailer record counts on all data received from Frankfort Plant Board.
- 4.7 All data received from Frankfort Plant Board that is to be processed or billed by another LEC or CLEC within the BellSouth region will be distributed to that LEC or CLEC in accordance with the Agreement(s) which may be in effect between BellSouth and the involved LEC or CLEC.
- 4.8 All data received from Frankfort Plant Board that is to be placed on the CMDS network for distribution outside the BellSouth region will be handled in accordance with the agreement(s) which may be in effect between BellSouth and its connecting contractor (currently Telcordia (formerly BellCore)).
- 4.9 BellSouth will receive messages from the CMDS network that are destined to be processed by Frankfort Plant Board and will forward them to Frankfort Plant Board on a daily basis.
- 4.10 Transmission of message data between BellSouth and Frankfort Plant Board will be via CONNECT: Direct.
- 4.11 All messages and related data exchanged between BellSouth and Frankfort Plant Board will be formatted in accordance with accepted industry standards for EMI formatted records and packed between appropriate EMI header and trailer records, also in accordance with accepted industry standards.

- 4.12 Frankfort Plant Board will ensure that the recorded message detail necessary to recreate files provided to BellSouth will be maintained for back-up purposes for a period of three (3) calendar months beyond the related message dates.
- 4.13 Should it become necessary for Frankfort Plant Board to send data to BellSouth more than sixty (60) days past the message date(s), Frankfort Plant Board will notify BellSouth in advance of the transmission of the data. If there will be impacts outside the BellSouth region, BellSouth will work with its connecting contractor and Frankfort Plant Board to notify all affected Parties.
- 4.14 In the event that data to be exchanged between the two Parties should become lost or destroyed, both Parties will work together to determine the source of the problem. Once the cause of the problem has been jointly determined and the responsible Party (BellSouth or Frankfort Plant Board) identified and agreed to, the company responsible for creating the data (BellSouth or Frankfort Plant Board) will make every effort to have the affected data restored and retransmitted. If the data cannot be retrieved, the responsible Party will be liable to the other Party for any resulting lost revenue. Lost revenue may be a combination of revenues that could not be billed to the end users and associated access revenues. Both Parties will work together to estimate the revenue amount based upon historical data through a method mutually agreed upon. The resulting estimated revenue loss will be paid by the responsible Party to the other Party within three (3) calendar months of the date of problem resolution, or as mutually agreed upon by the Parties.
- 4.15 Should an error be detected by the EMI format edits performed by BellSouth on data received from Frankfort Plant Board, the entire pack containing the affected data will not be processed by BellSouth. BellSouth will notify Frankfort Plant Board of the error condition. Frankfort Plant Board will correct the error(s) and will resend the entire pack to BellSouth for processing. In the event that an out-of-sequence condition occurs on subsequent packs, Frankfort Plant Board will resend these packs to BellSouth after the pack containing the error has been successfully reprocessed by BellSouth.
- 4.16 In association with message distribution service, BellSouth will provide Frankfort Plant Board with associated intercompany settlements reports (CATS and NICS) as appropriate.
- 4.17 In no case shall either Party be liable to the other for any direct or consequential damages incurred as a result of the obligations set out in this Agreement.

4.18 RAO Compensation

4.18.1 Rates for message distribution service provided by BellSouth for Frankfort Plant Board are as set forth in Exhibit A to this Attachment.

4.18.2 Rates for data transmission associated with message distribution service are as set forth in Exhibit A to this Attachment.

4.18.3 Data circuits (private line or dial-up) will be required between BellSouth and Frankfort Plant Board for the purpose of data transmission. Where a dedicated line is required, Frankfort Plant Board will be responsible for ordering the circuit, overseeing its installation and coordinating the installation with BellSouth. Frankfort Plant Board will also be responsible for any charges associated with this line. Equipment required on the BellSouth end to attach the line to the mainframe computer and to transmit successfully ongoing will be negotiated on a case by case basis. Where a dial-up facility is required, dial circuits will be installed in the BellSouth data center by BellSouth and the associated charges assessed to Frankfort Plant Board. Additionally, all message toll charges associated with the use of the dial circuit by Frankfort Plant Board will be the responsibility of Frankfort Plant Board. Associated equipment on the BellSouth end, including a modem, will be negotiated on a case by case basis between the Parties.

4.18.4 All equipment, including modems and software, that is required on the Frankfort Plant Board end for the purpose of data transmission will be the responsibility of Frankfort Plant Board.

4.19 Intercompany Settlements Messages

4.19.1 This Section addresses the settlement of revenues associated with traffic originated from or billed by Frankfort Plant Board as a facilities based provider of local exchange telecommunications services outside the BellSouth region. Only traffic that originates in one Bell operating territory and bills in another Bell operating territory is included. Traffic that originates and bills within the same Bell operating territory will be settled on a local basis between Frankfort Plant Board and the involved company(ies), unless that company is participating in NICS.

4.19.2 Both traffic that originates outside the BellSouth region by Frankfort Plant Board and is billed within the BellSouth region, and traffic that originates within the BellSouth region and is billed outside the BellSouth region by Frankfort Plant Board, is covered by this Agreement (CATS). Also covered is traffic that either is originated by or billed by Frankfort Plant Board, involves a company other than Frankfort Plant Board, qualifies for

inclusion in the CATS settlement, and is not originated or billed within the BellSouth region (NICS).

- 4.19.3 Once Frankfort Plant Board is operating within the BellSouth territory, revenues associated with calls originated and billed within the BellSouth region will be settled via Telcordia (formerly BellCore)'s, its successor or assign, NICS system.
- 4.19.4 BellSouth will receive the monthly NICS reports from Telcordia (formerly BellCore), its successor or assign, on behalf of Frankfort Plant Board. BellSouth will distribute copies of these reports to Frankfort Plant Board on a monthly basis.
- 4.19.5 BellSouth will receive the monthly Calling Card and Third Number Settlement System (CATS) reports from Telcordia (formerly BellCore), its successor or assign, on behalf of Frankfort Plant Board. BellSouth will distribute copies of these reports to Frankfort Plant Board on a monthly basis.
- 4.19.6 BellSouth will collect the revenue earned by Frankfort Plant Board from the Bell operating company in whose territory the messages are billed (CATS), less a per message billing and collection fee of five cents (\$0.05), on behalf of Frankfort Plant Board. BellSouth will remit the revenue billed by Frankfort Plant Board to the Bell operating company in whose territory the messages originated, less a per message billing and collection fee of five cents (\$0.05), on behalf of Frankfort Plant Board. These two amounts will be netted together by BellSouth and the resulting charge or credit issued to Frankfort Plant Board via a monthly CABS miscellaneous bill.
- 4.19.7 BellSouth will collect the revenue earned by Frankfort Plant Board within the BellSouth territory from another CLEC also within the BellSouth territory (NICS) where the messages are billed, less a per message billing and collection fee of five cents (\$0.05), on behalf of Frankfort Plant Board. BellSouth will remit the revenue billed by Frankfort Plant Board within the BellSouth region to the CLEC also within the BellSouth region, where the messages originated, less a per message billing and collection fee of five cents (\$0.05). These two amounts will be netted together by BellSouth and the resulting charge or credit issued to Frankfort Plant Board via a monthly CABS miscellaneous bill.

BellSouth and Frankfort Plant Board agree that monthly netted amounts of less than fifty dollars (\$50.00) will not be settled.

5. Optional Daily Usage File

5.1 Upon written request from Frankfort Plant Board, BellSouth will provide the Optional Daily Usage File (ODUF) service to Frankfort Plant Board pursuant to the terms and conditions set forth in this section.

5.2 Frankfort Plant Board shall furnish all relevant information required by BellSouth for the provision of ODUF.

5.3 The Optional Daily Usage Feed will contain billable messages that were carried over the BellSouth Network and processed in the BellSouth Billing System, but billed to a Frankfort Plant Board customer.

Charges for delivery of the ODUF will appear on Frankfort Plant Board's monthly bills. The charges are as set forth in Exhibit A to this Attachment.

5.4 The Optional Daily Usage Feed will contain both rated and unrated messages. All messages will be in the standard Alliance for Telecommunications Industry Solutions (ATIS) EMI record format.

5.5 Messages that error in the billing system of Frankfort Plant Board will be the responsibility of Frankfort Plant Board. If, however, Frankfort Plant Board should encounter significant volumes of errored messages that prevent processing by Frankfort Plant Board within its systems, BellSouth will work with Frankfort Plant Board to determine the source of the errors and the appropriate resolution.

5.6 The following specifications shall apply to the Optional Daily Usage Feed.

5.6.1 USAGE TO BE TRANSMITTED

5.6.1.1 The following messages recorded by BellSouth will be transmitted to Frankfort Plant Board:

- Message recording for per use/per activation type services (examples: Three Way Calling, Verify, Interrupt, Call Return, etc.)
- Measured billable Local
- Directory Assistance messages
- IntraLATA Toll
- WATS & 800 Service
- N11
- Information Service Provider Messages
- Operator Services Messages
- Operator Services Message Attempted Calls (Network Element only)
- Credit/Cancel Records
- Usage for Voice Mail Message Service

- 5.6.1.2 Rated Incollects (originated in BellSouth and from other companies) can also be on Optional Daily Usage File. Rated Incollects will be intermingled with BellSouth recorded rated and unrated usage. Rated Incollects will not be packed separately.
- 5.6.1.3 BellSouth will perform duplicate record checks on records processed to ODUF. Any duplicate messages detected will be deleted and not sent to Frankfort Plant Board.
- 5.6.1.4 In the event that Frankfort Plant Board detects a duplicate on ODUF they receive from BellSouth, Frankfort Plant Board will drop the duplicate message (Frankfort Plant Board will not return the duplicate to BellSouth).
- 5.6.2 PHYSICAL FILE CHARACTERISTICS
 - 5.6.2.1 The ODUF will be distributed to Frankfort Plant Board via an agreed medium with CONNECT: Direct being the preferred transport method. The Daily Usage Feed will be a variable block format (2476) with an LRECL of 2472. The data on the Daily Usage Feed will be in a non-compacted EMI format (175 byte format plus modules). It will be created on a daily basis (Monday through Friday except holidays). Details such as data set name and delivery schedule will be addressed during negotiations of the distribution medium. There will be a maximum of one data set per workday per OCN.
 - 5.6.2.2 Data circuits (private line or dial-up) may be required between BellSouth and Frankfort Plant Board for the purpose of data transmission. Where a dedicated line is required, Frankfort Plant Board will be responsible for ordering the circuit, overseeing its installation and coordinating the installation with BellSouth. Frankfort Plant Board will also be responsible for any charges associated with this line. Equipment required on the BellSouth end to attach the line to the mainframe computer and to transmit successfully ongoing will be negotiated on a case by case basis. Where a dial-up facility is required, dial circuits will be installed in the BellSouth data center by BellSouth and the associated charges assessed to Frankfort Plant Board. Additionally, all message toll charges associated with the use of the dial circuit by Frankfort Plant Board will be the responsibility of Frankfort Plant Board. Associated equipment on the BellSouth end, including a modem, will be negotiated on a case by case basis between the Parties. All equipment, including modems and software, that is required on Frankfort Plant Board's end for the purpose of data transmission will be the responsibility of Frankfort Plant Board.

5.6.3 PACKING SPECIFICATIONS

5.6.3.1 A pack will contain a minimum of one message record or a maximum of 99,999 message records plus a pack header record and a pack trailer record. One transmission can contain a maximum of 99 packs and a minimum of one pack.

5.6.3.2 The OCN, From RAO, and Invoice Number will control the invoice sequencing. The From RAO will be used to identify to Frankfort Plant Board which BellSouth RAO that is sending the message. BellSouth and Frankfort Plant Board will use the invoice sequencing to control data exchange. BellSouth will be notified of sequence failures identified by Frankfort Plant Board and resend the data as appropriate.

The data will be packed using ATIS EMI records.

5.6.4 PACK REJECTION

5.6.4.1 Frankfort Plant Board will notify BellSouth within one business day of rejected packs (via the mutually agreed medium). Packs could be rejected because of pack sequencing discrepancies or a critical edit failure on the Pack Header or Pack Trailer records (i.e. out-of-balance condition on grand totals, invalid data populated). Standard ATIS EMI Error Codes will be used. Frankfort Plant Board will not be required to return the actual rejected data to BellSouth. Rejected packs will be corrected and retransmitted to Frankfort Plant Board by BellSouth.

5.6.5 CONTROL DATA

Frankfort Plant Board will send one confirmation record per pack that is received from BellSouth. This confirmation record will indicate Frankfort Plant Board received the pack and the acceptance or rejection of the pack. Pack Status Code(s) will be populated using standard ATIS EMI error codes for packs that were rejected by Frankfort Plant Board for reasons stated in the above section.

5.6.6 TESTING

5.6.6.1 Upon request from Frankfort Plant Board, BellSouth shall send test files to Frankfort Plant Board for ODUF. The Parties agree to review and discuss the file's content and/or format. For testing of usage results, BellSouth shall request that Frankfort Plant Board set up a production (LIVE) file. The live test may consist of Frankfort Plant Board's employees making test calls for the types of services Frankfort Plant Board requests on ODUF. These test calls are logged by Frankfort Plant Board, and the logs are provided to BellSouth. These logs will be used to verify the files.

Testing will be completed within 30 calendar days from the date on which the initial test file was sent.

6. Access Daily Usage File

6.1. Upon written request from Frankfort Plant Board, BellSouth will provide the Access Daily Usage File (ADUF) service to Frankfort Plant Board pursuant to the terms and conditions set forth in this section.

6.2 Frankfort Plant Board shall furnish all relevant information required by BellSouth for the provision of the ADUF.

6.3 The Access Daily Usage Feed will contain access messages associated with a port that Frankfort Plant Board has purchased from BellSouth.

6.4 Charges for delivery of the ADUF will appear on Frankfort Plant Board's monthly bills. The charges are as set forth in Exhibit A to this Attachment. All messages will be in the standard Alliance for Telecommunications Industry Solutions (ATIS) EMI record format.

6.5 Messages that error in the billing system of Frankfort Plant Board will be the responsibility of Frankfort Plant Board. If, however, Frankfort Plant Board should encounter significant volumes of errored messages that prevent processing by Frankfort Plant Board within its systems, BellSouth will work with Frankfort Plant Board to determine the source of the errors and the appropriate resolution.

6.6 USAGE TO BE TRANSMITTED

The following messages recorded by BellSouth will be transmitted to Frankfort Plant Board:

- Interstate and intrastate access records associated with a port.

- Undetermined jurisdiction access records associated with a port.

6.6.1 When Frankfort Plant Board purchases Network Element ports from BellSouth and calls are made using these ports, BellSouth will handle the calls as follows:

Originating from Network Element and carried by Interexchange Carrier:

BellSouth will bill network element to CLEC and send access record to the CLEC via ADUF

Originating from network element and carried by BellSouth (Frankfort Plant Board is BellSouth's toll customer):

BellSouth will bill resale toll rates to Frankfort Plant Board and send toll record for the end user toll billing purposes via ODUF. Access record will be sent to Frankfort Plant Board via ADUF.

Terminating on network element and carried by Interexchange Carrier:

BellSouth will bill network element to Frankfort Plant Board and send access record to Frankfort Plant Board.

Terminating on network element and carried by BellSouth:

BellSouth will bill network element to Frankfort Plant Board and send access record to Frankfort Plant Board.

6.6.3 BellSouth will perform duplicate record checks on records processed to the ADUF. Any duplicate messages detected will be dropped and not sent to Frankfort Plant Board.

6.6.4 In the event that Frankfort Plant Board detects a duplicate on the ADUF they receive from BellSouth, Frankfort Plant Board will drop the duplicate message (Frankfort Plant Board will not return the duplicate to BellSouth).

6.6.5 Physical File Characteristics

6.6.5.1 The ADUF will be distributed to Frankfort Plant Board via an agreed medium with CONNECT: Direct being the preferred transport method. The Access Daily Usage Feed will be a fixed block format (2476) with an LRECL of 2472. The data on the Access Daily Usage Feed will be in a non-compacted EMI format (210 byte format plus modules). It will be created on a daily basis (Monday through Friday except holidays). Details such as data set name and delivery schedule will be addressed during negotiations of the distribution medium. There will be a maximum of one data set per workday per OCN.

6.6.5.2 Data circuits (private line or dial-up) may be required between BellSouth and Frankfort Plant Board for the purpose of data transmission. Where a dedicated line is required, Frankfort Plant Board will be responsible for ordering the circuit, overseeing its installation and coordinating the installation with BellSouth. Frankfort Plant Board will also be responsible for any charges associated with this line. Equipment required on the BellSouth end to attach the line to the mainframe computer and to

transmit successfully ongoing will be negotiated on a case by case basis. Where a dial-up facility is required, dial circuits will be installed in the BellSouth data center by BellSouth and the associated charges assessed to Frankfort Plant Board. Additionally, all message toll charges associated with the use of the dial circuit by Frankfort Plant Board will be the responsibility of Frankfort Plant Board. Associated equipment on the BellSouth end, including a modem, will be negotiated on a case by case basis between the Parties. All equipment, including modems and software, that is required on Frankfort Plant Board's end for the purpose of data transmission will be the responsibility of Frankfort Plant Board.

6.6.6 PACKING SPECIFICATIONS

6.6.6.1 A pack will contain a minimum of one message record or a maximum of 99,999 message records plus a pack header record and a pack trailer record. One transmission can contain a maximum of 99 packs and a minimum of one pack.

6.6.6.2 The OCN, From RAO, and Invoice Number will control the invoice sequencing. The From RAO will be used to identify to Frankfort Plant Board which BellSouth RAO that is sending the message. BellSouth and Frankfort Plant Board will use the invoice sequencing to control data exchange. BellSouth will be notified of sequence failures identified by Frankfort Plant Board and resend the data as appropriate.

The data will be packed using ATIS EMI records.

6.6.7 PACK REJECTION

6.6.7.1 Frankfort Plant Board will notify BellSouth within one business day of rejected packs (via the mutually agreed medium). Packs could be rejected because of pack sequencing discrepancies or a critical edit failure on the Pack Header or Pack Trailer records (i.e. out-of-balance condition on grand totals, invalid data populated). Standard ATIS EMI Error Codes will be used. Frankfort Plant Board will not be required to return the actual rejected data to BellSouth. Rejected packs will be corrected and retransmitted to Frankfort Plant Board by BellSouth.

6.6.8 CONTROL DATA

Frankfort Plant Board will send one confirmation record per pack that is received from BellSouth. This confirmation record will indicate Frankfort Plant Board received the pack and the acceptance or rejection of the pack. Pack Status Code(s) will be populated using standard ATIS EMI error codes for packs that were rejected by Frankfort Plant Board for reasons stated in the above section.

6.6.9 TESTING

6.6.9.1 Upon request from Frankfort Plant Board, BellSouth shall send test files to Frankfort Plant Board for ADUF. Testing shall consist of actual calls made from live accounts. A call log shall be supplied along with test request information. The Parties agree to review and discuss the file's content and/or format.

7. Enhanced Optional Daily Usage File

7.1 Upon written request from Frankfort Plant Board, BellSouth will provide the Enhanced Optional Daily Usage File (EODUF) service to Frankfort Plant Board pursuant to the terms and conditions set forth in this section. EODUF will only be sent to existing ODUF subscribers who request the EODUF option.

7.2 Frankfort Plant Board shall furnish all relevant information required by BellSouth for the provision of EODUF.

7.3 EODUF will provide usage data for local calls originating from resold Flat Rate Business and Residential Lines.

Charges for delivery of EODUF will appear on Frankfort Plant Board's monthly bills. The charges are as set forth in Exhibit A to this Attachment.

7.4 All messages will be in the standard Alliance for Telecommunications Industry Solutions (ATIS) EMI record format.

7.5 Messages that error in the billing system of Frankfort Plant Board will be the responsibility of Frankfort Plant Board. If, however, Frankfort Plant Board should encounter significant volumes of errored messages that prevent processing by Frankfort Plant Board within its systems, BellSouth will work with Frankfort Plant Board to determine the source of the errors and the appropriate resolution.

7.6 The following specifications shall apply to the Enhanced Optional Daily Usage Feed.

7.6.1 USAGE TO BE TRANSMITTED

7.6.1.1 The following messages recorded by BellSouth will be transmitted to Frankfort Plant Board:

Customer usage data for flat rated local call originating from CLEC end user lines (1FB or 1FR). The EODUF record for flat rate messages will include:

- Date of Call
- From Number
- To Number
- Connect Time
- Conversation Time
- Method of Recording
- From RAO
- Rate Class
- Message Type
- Billing Indicators
- Bill to Number

7.6.1.2 BellSouth will perform duplicate record checks on EODUF records processed to Optional Daily Usage File. Any duplicate messages detected will be deleted and not sent to Frankfort Plant Board.

7.6.1.3 In the event that Frankfort Plant Board detects a duplicate on EODUF they receive from BellSouth, Frankfort Plant Board will drop the duplicate message (Frankfort Plant Board will not return the duplicate to BellSouth).

7.6.2 PHYSICAL FILE CHARACTERISTICS

7.6.2.1 The Enhanced Optional Daily Usage Feed will be distributed to Frankfort Plant Board over their existing ODUF feed. EODUF messages will be intermingled among Frankfort Plant Board's ODUF messages. The EODUF will be a variable block format (2476) with an LRECL of 2472. The data on the EODUF will be in a non-compacted EMI format (175 byte format plus modules). It will be created on a daily basis (Monday through Friday except holidays).

7.6.2.2 Data circuits (private line or dial-up) may be required between BellSouth and Frankfort Plant Board for the purpose of data transmission. Where a dedicated line is required, Frankfort Plant Board will be responsible for ordering the circuit, overseeing its installation and coordinating the installation with BellSouth. Frankfort Plant Board will also be responsible for any charges associated with this line. Equipment required on the BellSouth end to attach the line to the mainframe computer and to transmit successfully ongoing will be negotiated on a case by case basis. Where a dial-up facility is required, dial circuits will be installed in the BellSouth data center by BellSouth and the associated charges assessed to Frankfort Plant Board. Additionally, all message toll charges associated with the use of the dial circuit by Frankfort Plant Board will be the

responsibility of Frankfort Plant Board. Associated equipment on the BellSouth end, including a modem, will be negotiated on a case by case basis between the Parties. All equipment, including modems and software, that is required on Frankfort Plant Board's end for the purpose of data transmission will be the responsibility of Frankfort Plant Board.

7.6.3 PACKING SPECIFICATIONS

7.6.3.1 A pack will contain a minimum of one message record or a maximum of 99,999 message records plus a pack header record and a pack trailer record. One transmission can contain a maximum of 99 packs and a minimum of one pack.

7.6.3.2 The Operating Company Number (OCN), From Revenue Accounting Office (RAO), and Invoice Number will control the invoice sequencing. The From RAO will be used to identify to Frankfort Plant Board which BellSouth RAO that is sending the message. BellSouth and Frankfort Plant Board will use the invoice sequencing to control data exchange. BellSouth will be notified of sequence failures identified by Frankfort Plant Board and resend the data as appropriate. The data will be packed using ATIS EMI records.

BELLSOUTH/FRANKFORT PLANT BOARD
 RATES
 ODUF/EODUF/ADUF/CMDS

DESCRIPTION	USOC	KY
ODUF/EODUF/ADUF/CMDS		
ODUF: Recording, per message	N/A	\$0.0008611
ODUF: Message Processing, per message	N/A	\$0.0032357
EODUF: Message Processing, per message	N/A	\$0.004
ADUF: Message Processing, per message	N/A	\$0.004
CMDS: Message Processing, per message	N/A	\$0.004
ODUF: Message Processing, per magnetic tape provisioned	N/A	\$55.68
EODUF: Message Processing, per magnetic tape provisioned	N/A	\$47.30
ADUF: Message Processing, per magnetic tape provisioned	N/A	\$54.95
ODUF: Data Transmission (CONNECT:DIRECT), per message	N/A	\$0.0000365
EODUF: Data Transmission (CONNECT:DIRECT), per message	N/A	\$0.0000364
ADUF: Data Transmission (CONNECT:DIRECT), per message	N/A	\$0.001
CMDS: Data Transmission (CONNECT:DIRECT), per message	N/A	\$0.001
NOTES: If no rate is identified in the contract, the rate for the specific service or function will be as set forth in applicable BellSouth tariff or as negotiated by the parties upon request by either party.		

Attachment 8

Rights-of-Way, Conduits and Pole Attachments

Rights-of-Way, Conduits and
Pole Attachments

BellSouth will provide nondiscriminatory access to any pole, duct, conduit, or right-of-way owned or controlled by BellSouth pursuant to 47 USC § 224, as amended by the Act, pursuant to terms and conditions of a license agreement subsequently negotiated with BellSouth's Competitive Structure Provisioning Center.

Attachment 9
Performance Measurements

TABLE OF CONTENTS

Pre-Ordering - OSS.....3

Ordering.....6

Provisioning18

Maintenance & Repair.....32

Billing.....45

Operator Services And Directory Assistance.....51

E91155

Trunk Group Performance.....58

Collocation60

Appendix A: Reporting Scope*63

Appendix B: Glossary Of Acronyms And Terms65

Appendix C: Bellsouth’s Audit Policy70

PRE-ORDERING - OSS

Report/Measurement :	
Average OSS Response Time and Response Interval	
Definition:	
Average response time and response intervals are the average times and number of requests responded to within certain intervals for accessing legacy data associated with appointment scheduling, service & feature availability, address verification, request for Telephone Numbers (TNs), and Customer Service Records (CSRs).	
Exclusions:	
None	
Business Rules:	
The average response time for retrieving pre-order/order information from a given legacy system is determined by summing the response times for all requests submitted to the legacy during the reporting period and dividing by the total number of legacy requests for that day X 100. The response interval starts when the client application (LENS or TAG for CLECs and RNS for BST) submits a request to the legacy system and ends when the appropriate response is returned to the client application. The number of legacy accesses during the reporting period, which take less than 2.3 seconds and the number, which take more than 6 seconds are also captured.	
Level of Disaggregation:	
RSAG – Address (Regional Street Address Guide- Address) - stores street address information used to validate customer addresses RSAG – TN (Regional Street Address Guide- Telephone Number) – contains information about facilities available and telephone numbers working at a given address. ATLAS (Application for Telephone Number Load Administration and Selection) - acts as a warehouse for storing telephone numbers that are available for assignment by the system. It enables CLECs and BST service reps to select and reserve telephone numbers. COFFI (Central Office Feature File Interface) - stores information about product and service offerings and availability. DSAP (DOE Support Application) – provides due date information. HAL (Hands-Off Assignment Logic) – a system used to access the Business Office Customer Record Information System (BOCRIS). It allows BST servers, including LENS, access to legacy systems. P/SIMS (Product/Services Inventory Management System) – provides information on capacity, tariffs, inventory and service availability. OASIS (Obtain Available Services Information Systems) - Information on feature and rate availability.	
Calculation:	
$\Sigma[(\text{Date \& Time of Legacy Response}) - (\text{Date \& Time of Request to Legacy})] / (\text{Number of Legacy Requests During the Reporting Period}) \times 100$	
Report Structure:	
Not CLEC Specific Not product/service specific Regional Level	
Data Retained Relating to CLEC Experience:	Data Retained Relating to BST Performance:
Report Month	Report Month
Legacy Contract (per reporting dimension)	Legacy Contract (per reporting dimension)
Response Interval	Response Interval
Regional Scope	Regional Scope
Retail Analog/Benchmark	
CLEC Average Response Intervals is comparable to BST Average Response Interval	

LEGACY SYSTEM ACCESS TIMES FOR RNS

System	Contract	Data	< 2.3 sec	> 6 sec	Avg. Sec	# of Calls
RSAG	RSAG-TEN	Address	x	x	x	x
RSAG	RSAG-ADDR	Address	x	x	x	x
ATLAS	ATLAS-TN	TN	x	x	x	x
DSAP	DSAPDDI	Schedule	x	x	x	x
CRIS	CRSACCTS	CSR	x	x	x	x
OASIS	OASISBSN	Feature/Service	x	x	x	x
OASIS	OASISCAR	Feature/Service	x	x	x	x
OASIS	OASISLPC	Feature/Service	x	x	x	x
OASIS	OASISMTN	Feature/Service	x	x	x	x
OASIS	OASISBIG	Feature/Service	x	x	x	x

LEGACY SYSTEM ACCESS TIMES FOR LENS

System	Contract	Data	< 2.3 sec	> 6 sec	Avg. Sec	# of Calls
RSAG	RSAG-TN	Address	x	x	x	x
RSAG	RSAG-ADDR	Address	x	x	x	x
ATLAS	ATLAS-TN	TN	x	x	x	x
DSAP	DSAPDDI	Schedule	x	x	x	x
HAL	HAL/CRIS	CSR	x	x	x	x
COFFI	COFFI/USOC	Feature/Service	x	x	x	x
P/SIMS	PSIMS/ORB	Feature/Service	x	x	x	x

LEGACY SYSTEM ACCESS TIMES FOR TAG

System	Contract	Data	< 2.3 sec	> 6 sec	Avg. Sec	# of Calls
RSAG	RSAG-TN	Address	x	x	x	x
RSAG	RSAG-ADDR	Address	x	x	x	x
ATLAS	ATLASTN	TN	x	x	x	x
DSAP	DSAPDDI	Schedule	x	x	x	x
HAL	HAL/CRIS	CSR	x	x	x	x
CRIS	CRSEINIT	CSR	x	x	x	x
CRIS	CRSECSR	CSR	x	x	x	x

PRE-ORDERING - OSS

Report/Measurement:	
OSS Interface Availability	
Definition:	
Percent of time OSS interface is functionally available compared to scheduled availability. Availability percentages for CLEC interface systems and for all Legacy systems accessed by them are captured	
Exclusions:	
None	
Business Rules:	
This measurement captures the availability percentages for the BST systems, which are used by CLECs during Pre-Ordering functions. Comparison to BST results allow conclusions as to whether an equal opportunity exists for the CLEC to deliver a comparable customer experience.	
Level of Disaggregation:	
Regional Level	
Calculation:	
$(\text{Functional Availability}) / (\text{Scheduled Availability}) \times 100$	
Report Structure:	
Not CLEC Specific Not product/service specific Regional Level	
Data Retained Relating to CLEC Experience	Data Retained Relating to BST Experience
Report Month	Report Month
Legacy contract type (per reporting dimension)	Legacy contract type (per reporting dimension)
Regional Scope	Regional Scope
Retail Analog/Benchmark:	
CLEC OSS Interface Availability is comparable to BST OSS Interface Availability	

OSS Interface Availability

OSS Interface	% Availability
LENS	x
LEO Mainframe	x
LEO UNIX	x
LESOG	x
EDI	x
HAL	x
BOCRIS	x
ATLAS/COFFI	x
RSAG/DSAP	x
SOCS	x
TAG	x

ORDERING

Report/Measurement:
Percent Flow Through Service Requests (Summary)
Definition:
The percentage of Local Service Requests (LSR) submitted electronically via the CLEC mechanized ordering process that flow through to SOCS without manual intervention
Exclusions:
Fatal Rejects Auto Clarification Manual Fallout CLEC System Fallout Supplements (subsequent versions) to cancel LSRs that are not LESOG eligible (Under development)
Business Rules:
The CLEC mechanized ordering process includes all LSRs, including supplements (subsequent versions) which are submitted through one of the three gateway interfaces (TAG, EDI, and LENS), and flow through to SOCS without manual intervention. These LSRs can be divided into two classes of service; Business and Residence, and three types of service; Resale and Unbundled Network Elements (UNE), and specials. The CLEC mechanized ordering process does not include LSRs, which are, submitted manually (e.g., fax, and courier), or are not designed to flow through, i.e., Manual Fallout.
Definitions:
<u>Fatal Rejects</u> : Errors that prevent an LSR, submitted by the CLEC, from being processed further. When an LSR is submitted by a CLEC, LEO will perform edit checks to ensure the data received is correctly formatted and complete. For example, if the PON field contains an invalid character, LEO will reject the LSR and the CLEC will receive a Fatal Reject.
<u>Auto-Clarification</u> : errors that occur due to invalid data within the LSR. LESOG will perform data validity checks to ensure the data within the LSR is correct and valid. For example, if the address on the LSR is not valid according to RSAG, the CLEC will receive an Auto-Clarification.
<u>Manual Fallout</u> : errors that occur by design. Certain LSRs are designed to fallout of the Mechanized Order Process due to their complexity. These LSRs are manually processed by the LCSC. When a CLEC submits an LSR, LESOG will determine if the LSR should be forwarded to LCSC for manual handling. Following are the categories for Manual Fallout.
Complex services*
Expedites (requested by the CLEC)
Special pricing plans
Denials-restore and conversion, or disconnect and conversion orders
Partial migrations
Class of service invalid in certain states with some types of service
New telephone number not yet posted to BOCRIS
Low volume such as activity type "T" (move)
Pending order review required
More than 25 business lines
Restore or suspend for UNE combos
Transfer of calls option for the CLEC's end users
CSR inaccuracies such as invalid or missing CSR data in CRIS
 * Attached is a list of services, including complex services, and whether LSRs issued for the services are eligible to flow through.
 <u>Total System Fallout</u> : Errors that require manual review by the LCSC to determine if the error is caused by the CLEC, or is due to system functionality. If it is determined the error is caused by the CLEC, the LSR will be sent back to the CLEC as clarification. If it is determined the error is BST caused, the LCSC representative will correct the error.

ORDERING – (Percent Flow Through Service Requests (Summary) – Continued)

Calculation:	
<p>Percent Flow Through Service Requests = $\Sigma[(\text{Total number of valid service requests that flow-through to SOCS}) / (\text{Total number of valid service requests delivered to SOCS}) \times 100]$</p> <p>Description: Percent Flow Through = $(\text{The total number of LSRs that flow through LESOG to the SOCS}) / (\text{the number of LSRs passed from LEO to LESOG}) - \Sigma[(\text{the number of LSRs that fall out for manual processing}) + (\text{the number of LSRs that are returned to the CLEC for clarification}) + (\text{the number of LSRs that contain errors made by CLECs})] \times 100.$</p>	
Report Structure:	
<ul style="list-style-type: none"> • CLEC Aggregate <ul style="list-style-type: none"> ➢ Region 	
Level of Disaggregation:	
<ul style="list-style-type: none"> • Geography <ul style="list-style-type: none"> ➢ Region • Product (Under Development) <ul style="list-style-type: none"> ➢ Residence ➢ Business ➢ UNE ➢ Special 	
<u>DATA RETAINED RELATING TO CLEC EXPERIENCE</u>	<u>DATA RETAINED RELATING TO BST EXPERIENCE</u>
<p>Report month</p> <ul style="list-style-type: none"> • Total number of LSRs received, by interface, by CLEC: <ul style="list-style-type: none"> ➢ TAG ➢ EDI ➢ LENS • Total number of errors by type, by CLEC: <ul style="list-style-type: none"> ➢ Fatal rejects ➢ Total fallout for manual processing ➢ Auto clarification ➢ CLEC caused system fallout • Total number of errors by error code 	<p>Report month</p> <ul style="list-style-type: none"> • Total number of errors by type: <ul style="list-style-type: none"> ➢ BST system error
Retail Analog/Benchmark:	
CLEC Flow Through/benchmark comparison (Under Development)	

ORDERING

Report/Measurement:
Percent Flow Through Service Requests (Detail)
Definition:
A detailed list by CLEC of the percentage of Local Service Requests (LSR) submitted electronically via the CLEC mechanized ordering process that flow through to SOCS without manual or human intervention.
Exclusions:
<ul style="list-style-type: none"> • Fatal Rejects • Auto Clarification • Manual Fallout • CLEC System Fallout • Supplements (subsequent versions) to cancel LSRs that are not LESOG eligible (Under development)
Business Rules:
<p>The CLEC mechanized ordering process includes all LSRs, including supplements (subsequent versions) which are submitted through one of the three gateway interfaces (TAG, EDI, and LENS), and flow through to SOCS without manual intervention. These LSRs can be divided into two classes of service; Business and Residence, and two types of service; Resale and Unbundled Network Elements (UNE) and specials. The CLEC mechanized ordering process does not include LSRs, which are, submitted manually (e.g., fax, and courier), or are not designed to flow through, i.e., Manual Fallout.</p> <p>Definitions:</p> <p>Fatal Rejects: Errors that prevent an LSR, submitted by the CLEC, from being processed further. When an LSR is submitted by a CLEC, LEO will perform edit checks to ensure the data received is correctly formatted and complete. For example, if the PON field contains an invalid character, LEO will reject the LSR and the CLEC will receive a Fatal Reject.</p> <p>Auto-Clarification: errors that occur due to invalid data within the LSR. LESOG will perform data validity checks to ensure the data within the LSR is correct and valid. For example, if the address on the LSR is not valid according to RSAG, the CLEC will receive an Auto-Clarification.</p> <p>Manual Fallout: errors that occur by design. Certain LSRs are designed to fallout of the Mechanized Order Process due to their complexity. These LSRs are manually processed by the LCSC. When a CLEC submits an LSR, LESOG will determine if the LSR should be forwarded to LCSC for manual handling. Following are the categories for Manual Fallout:</p> <ol style="list-style-type: none"> 1. Complex services* 2. Expedites (requested by the CLEC) 3. Special pricing plans 4. Denials-restore and conversion, or disconnect and conversion orders 5. Partial migrations 6. Class of service invalid in certain states with some types of service 7. New telephone number not yet posted to BOCRIS 8. Low volume such as activity type "T" (move) 9. Pending order review required 10. More than 25 business lines 11. Restore or suspend for UNE combos 12. Transfer of calls option for the CLEC's end users 13. CSR inaccuracies such as invalid or missing CSR data in CRIS <p>*Attached is a list of services, including complex services, and whether LSRs issued for the services are eligible to flow through.</p> <p>Total System Fallout: Errors that require manual review by the LCSC to determine if the error is caused by the CLEC, or is due to system functionality. If it is determined the error is caused by the CLEC, the LSR will be sent back to the CLEC as clarification. If it is determined the error is BST caused, the LCSC representative will correct the error.</p>

ORDERING – (Percent Flow Through Service Requests (Detail) – Continued)

Calculation:	
Percent Flow Through Service Requests = (Total number of valid service requests that flow-through to SOCS) / (Total number of valid service requests delivered to SOCS) X 100	
Description:	
Percent Flow Through = The total number of LSRs that flow through LESOG to SOCS / (the number of LSRs passed from LEO to LESOG) – Σ[(the number of LSRs that fall out for manual processing + the number of LSRs that are returned to the CLEC for clarification + the number of LSRs that contain errors made by CLECs)] X 100.	
Report Structure:	
<ul style="list-style-type: none"> • Provides the flow through percentage for each CLEC (by alias designation) submitting LSRs through the CLEC mechanized ordering process. The report provides the following: <ul style="list-style-type: none"> ➢ CLEC (by alias designation) ➢ Number of fatal rejects ➢ Mechanized interface used ➢ Total mechanized LSRs ➢ Total manual fallout ➢ Number of auto clarifications returned to CLEC ➢ Number of validated LSRs ➢ Number of BST caused fallout ➢ Number of CLEC caused fallout ➢ Number of Service Orders Issued ➢ Base calculation ➢ CLEC error excluded calculation 	
Level of Disaggregation:	
<ul style="list-style-type: none"> • CLEC Specific (by alias designation to protect CLEC specific proprietary data) • Geographic: <ul style="list-style-type: none"> ➢ Region • Product (Under development) <ul style="list-style-type: none"> ➢ Residence ➢ Business ➢ UNE ➢ Special 	
<u>DATA RETAINED RELATING TO CLEC EXPERIENCE</u>	<u>DATA RETAINED RELATING TO BST EXPERIENCE</u>
REPORT MONTH	REPORT MONTH
<ul style="list-style-type: none"> • Total number of LSRs received, by interface, by CLEC <ul style="list-style-type: none"> ➢ TAG ➢ EDI ➢ LENS • Total number of errors by type, by CLEC <ul style="list-style-type: none"> ➢ Fatal rejects ➢ Total fallout for manual processing ➢ Auto clarification ➢ CLEC errors • Total number of errors by error code 	<ul style="list-style-type: none"> • Total number of errors by type: <ul style="list-style-type: none"> ➢ BST system error
Retail Analog/Benchmark:	
CLEC Flow Through/benchmark comparison (Under development)	

ORDERING

Report/Measurement:	
Flow Through Error Analysis	
Definition:	
An analysis of each error type (by error code) that was experienced by the LSRs that did not flow through to SOCS.	
Exclusions:	
Each Error Analysis is error code specific; therefore exclusions are not applicable.	
Business Rules:	
The CLEC mechanized ordering process includes all LSRs, including supplements (subsequent versions) which are submitted through one of the three gateway interfaces (TAG, EDI, and LENS), and flow through to provisioning SOCS without manual intervention. These LSRs can be divided into two classes of service; Business and Residence, and two types of service; Resale and Unbundled Network Elements (UNE). This measurement captures the total number of errors by type. The CLEC mechanized ordering process does not include LSRs, which are, submitted manually (e.g., fax, and courier).	
Calculation:	
Σ Of errors by type.	
Report Structure:	
<ul style="list-style-type: none"> • Provides an analysis of each error type (by error code). The report is in descending order by count of each error code and provides the following: <ul style="list-style-type: none"> ➢ Error Type (by error code) ➢ Count of each error type ➢ Percent of each error type ➢ Cumulative percent ➢ Error Description ➢ CLEC Caused Count of each error code ➢ Percent of aggregate by CLEC caused count ➢ Percent of CLEC by CLEC caused count ➢ BST Caused Count of each error code ➢ Percent of aggregate by BST caused count ➢ Percent of BST by BST caused count 	
Level of Disaggregation:	
Region	
<u>DATA RETAINED RELATING TO CLEC EXPERIENCE</u>	<u>DATA RETAINED RELATING TO BST EXPERIENCE</u>
REPORT MONTH <ul style="list-style-type: none"> • Total number of LSRs received • Total number of errors by type (by error code) <ul style="list-style-type: none"> ➢ CLEC caused error 	REPORT MONTH <ul style="list-style-type: none"> • Total number of errors by type (by error code) <ul style="list-style-type: none"> ➢ BST system error
Retail Analog/Benchmark:	
Not Applicable	

**Attachment
BellSouth Flow-through Analysis
For CLECs LSRs placed via EDI or TAG**

	BellSouth Service Offered to CLEC via resale or UNE	Flow-through if no BST or CLEC Errors (Yes/No)	Complex Service (Yes/No)	Complex Order (Yes/No)	Design Service (Yes/No)	Can ordering this service cause fall out for a reason other than errors or complex? If so, what reason?
1	Flat Rate/Residence	Yes	No	No	no	
2	Flat Rate/Business	Yes	No	No	no	
3	Pay Phone Provider	No	No	No	no	
4	Measured Rate/Res.	Yes	No	No	no	
5	Measured Rate/Bus.	Yes	No	No	no	
6	Area Plus	Yes	No	No	no	
7	Package/Complete Choice and area plus	Yes	No	No	no	
8	Optional Calling Plan	Yes	No	No	no	
9	Ga. Community Calling	Yes	No	No	no	
10	Call Waiting Deluxe	Yes	No	No	no	
11	Call Waiting	Yes	No	No	no	
12	Caller ID	Yes	No	No	no	
13	Speed Calling	Yes	No	No	no	
14	3 Way Calling	Yes	No	No	no	
15	Call Forwarding-Variable	Yes	No	No	no	
16	Remote Access to CF	Yes	No	No	no	
17	Enhanced Caller ID	Yes	No	No	no	
18	Memory Call	Yes	No	No	no	
19	Memory Call Ans. Svc.	Yes	No	No	no	
20	MTS	Yes	No	No	no	
21	RCF	Yes	No	No	no	
22	Ringmaster	Yes	No	No	no	
23	Call Tracing	Yes	No	No	no	
24	Call Block	Yes	No	No	no	
25	Repeat Dialing	Yes	No	No	no	
26	Call Selector	Yes	No	No	no	
27	Call Return	Yes	No	No	no	
28	Preferred Call Forward	Yes	No	No	no	
29	Touchtone	Yes	No	No	no	
30	Visual Director	Yes	No	No	no	
31	INP (all types?)	Yes	UNE	No	no	
32	Unbundled Loop-Analog 2W, SL1, SL2	Yes	UNE	No	Yes-designed, no-non-designed	
33	2 wire analog port	Yes	UNE	No	no	
34	Local Number Portability (always?)	Yes	UNE	No	no	
35	Accupulse	No	Yes	Yes	yes	See note at bottom of matrix.
36	Basic Rate ISDN	No	Yes	Yes	yes	LSR electronically submitted; no flow through

	BellSouth Service Offered to CLEC via resale or UNE	Flow-through if no BST or CLEC Errors (Yes/No)	Complex Service (Yes/No)	Complex Order (Yes/No)	Design Service (Yes/No)	Can ordering this service cause fall out for a reason other than errors or complex? If so, what reason?
37	DID	No*	Yes	Yes	Yes	* yes with OSS'99
38	Frame Relay	No	Yes	Yes	yes	
39	Megalink	No	Yes	Yes	yes	
40	Megalink-T1	No	Yes	Yes	yes	
41	Native Mode LAN Interconnection (NMLI)	No	Yes	Yes	yes	
42	Pathlink Primary Rate ISDN	No	Yes	Yes	yes	
43	Synchronet	No	Yes	Yes	yes	LSR electronically submitted; no flow through
44	PBX Trunks	No	Yes	Yes	Yes	LSR electronically submitted; no flow through
45	LightGate	No	Yes	Yes	yes	
46	Smartpath	No	Yes	Yes	yes	
47	Hunting	No	Yes	no	no	LSR electronically submitted; no flow through
48	CENTREX	No	Yes	Yes	no	
49	FLEXSERV	No	Yes	Yes	yes	
50	Multiserv	No	Yes	Yes	yes	
51	Off-Prem Stations	No	Yes	Yes	yes	
52	SmartRING	No	Yes	Yes	yes	
53	FX	No	Yes	Yes	yes	
54	Tie Lines	No	Yes	Yes	Yes	
55	WATS	No	Yes	Yes	yes	
56	4 wire analog voice grade loop	No	UNE	Yes	yes-designed, no-non-designed	
57	4 wire DS1 & PRI digital loop	No	UNE	Yes	yes	
58	2 wire ISDN digital loop	No	UNE	Yes	yes	
59	4 wire DS1 & PRI digital loop	No	UNE	Yes	yes	
60	ADSL	No*	UNE	Yes	yes	* yes as of OSS'99?
61	HDSL	No	UNE	Yes	yes	
62	2 wire analog DID trunk port	No	UNE	Yes	Yes	
63	2 wire ISDN digital line side port	No	UNE	Yes	yes	
64	4 wire ISDN DSI digital trunk ports	No	UNE	Yes	yes	
65	UNE Combinations	y-loop+port	UNE	Yes	yes	
66	Directory Listings (simple)	No*	UNE	Yes	no	* yes as of OSS'99

	BellSouth Service Offered to CLEC via resale or UNE	Flow-through if no BST or CLEC Errors (Yes/No)	Complex Service (Yes/No)	Complex Order (Yes/No)	Design Service (Yes/No)	Can ordering this service cause fall out for a reason other than errors or complex? If so, what reason?
67	Directory Listings (complex)	No*	UNE	yes	no	* yes as of OSS'99, captions and indentions
68	ESSX	No	Yes	Yes	no	

Note for last column: For all services that indicate 'No' for flow-through, the following reasons, in addition to errors or complex services, also prompt manual handling: Expedites from CLECs, special pricing plans, for denials – restore and conversion or disconnect and conversion both required, partial migrations (although conversions-as-is flow through), class of service invalid in certain states with some TOS – e.g. gov't, or cannot be changed when changing main TN on C activity, low volume – e.g. activity type T=move, pending order review required, more than 25 business lines, restore or suspend for UNE combos, transfer of calls option for CLEC end user – fixed with release 6.0, new TN not yet posted to BOCRIS. All but the last one are unique to the CLEC environment.

ORDERING

Report/Measurement:	
Percent Rejected Service Requests	
Definition:	
Percent Rejected Service Request is the percent of total Local Service Requests (LSRs) received which are rejected due to error or omission. An LSR is considered valid when it is electronically submitted by the CLEC and passes LEO edit checks to insure the data received is correctly formatted and complete.	
Exclusions:	
Service Requests canceled by the CLEC prior to being rejected/clarified.	
Business Rules:	
<p>Fully Mechanized: An LSR is considered “rejected” when it is submitted electronically but does not pass LEO edit checks in the ordering systems (EDI, TAG, LEO, LESOG) and is returned to the CLEC. There are two types of “Rejects” in the Mechanized category:</p> <ul style="list-style-type: none"> • A Fatal Reject occurs when a CLEC attempts to electronically submit an LSR but required fields are not populated correctly and the request is returned to the CLEC before it is considered an LSR. • An Auto Clarification is a valid LSR, which is electronically submitted but rejected from LESOG because it does not pass further edit checks for order accuracy. <p>Partially Mechanized: A valid LSR, which is electronically submitted (via EDI or TAG), but cannot be processed electronically and “falls out” for manual handling. It is then put into “clarification” and (rejected) sent back to the CLEC.</p> <p>Total Mechnized: Combination of Fully Mechnized and Partially Mechanized LSRs.</p> <p>Non Mechanized: An LSR which is faxed or mailed to the LCSC for processing and is “clarified” (rejected) back to the CLEC by the BST service representative.</p> <p>LNP: Under Development</p>	
Calculation	
Percent Rejected Service Requests = (Total Number of Rejected Service Requests) / (Total Number of Service Requests Received) X 100 during the month.	
Report Structure:	
<ul style="list-style-type: none"> • Fully Mechanized, Partially Mechanized, Total Mechanized, Non-Mechanized • State and Region • CLEC Specific • CLEC Aggregate 	
Level of Disaggregation:	
<ul style="list-style-type: none"> • Resale Residence • Resale Business • Resale Specials • UNE • UNE Loop with NP • Other • Trunks 	
<u>DATA RETAINED RELATING TO CLEC EXPERIENCE:</u>	<u>DATA RETAINED RELATING TO BST PERFORMANCE:</u>
<ul style="list-style-type: none"> • Report Month • Total number of LSRs • Total number of Rejects • Total Number of Errors • State and Region 	<ul style="list-style-type: none"> • Report Month • Total number of LSRs • Total number of Errors • Adjusted Error Volume • State and Region
<u>RETAIL ANALOG/BENCHMARK:</u>	
<u>BENCHMARK IS UNDER DEVELOPMENT. RETAIL ANALOG ALSO UNDER DEVELOPMENT.</u>	

ORDERING

Report/Measurement:	
Reject Interval	
Definition:	
Reject Interval is the average reject time from receipt of an LSR to the distribution of a Reject. An LSR is considered valid when it is electronically submitted by the CLEC and passes LEO edit checks to insure the data received is correctly formatted and complete.	
Exclusions:	
Service Requests canceled by CLEC prior to being rejected/clarified	
Business Rules:	
<ul style="list-style-type: none"> • Fully Mechanized: The elapsed time from receipt of a valid LSR (date and time stamp in EDI, TAG) until the LSR is rejected (date and time stamp of reject in LEO). Fatal Rejects and Auto Clarifications are considered in the Fully Mechanized category. • Partially Mechanized: The elapsed time from receipt of a valid LSR (date and time stamp in EDI, TAG) until it falls out for manual handling. The stop time on partially mechanized LSRs is when the LCSC Service Representative clarifies the LSR back to the CLEC via LEO. • Total Mechanized Combination of Fully Mechanized and Partially Mechanized LSRs. • Non-Mechanized: The elapsed time from receipt of a valid LSR (date and time stamp from FAX stamp) until notice of the reject is returned to the CLEC via LON. • LNP: Under development. 	
Calculation:	
Reject Interval = $\frac{\sum[(\text{Date and Time of Service Request Rejection}) - (\text{Date and Time of Service Request Receipt})]}{(\text{Number of Service Requests Rejected in Reporting Period})}$	
Report Structure:	
<ul style="list-style-type: none"> • CLEC Specific • CLEC Aggregate • Fully Mechanized, Partially Mechanized, Total Mechanized, Non-Mechanized, Trunks 	
Level of Disaggregation:	
<ul style="list-style-type: none"> • Product Reporting Levels <ul style="list-style-type: none"> ➢ Interconnection Trunks ➢ Resale – Residence ➢ Resale – Business ➢ Resale – Design ➢ UNE Design ➢ UNE Non- Design ➢ UNE Loop with and w/o NP • Geographic Scope <ul style="list-style-type: none"> ➢ State, Region and further geographic disaggregation as required by State Commission Order • Mechanized: 0-4 minutes, 4-8 minutes, 8-12 minutes, 12-60 minutes, 0-1 hour 1-8 hours, 8-24 hours, >24 hours. • Non-mechanized: 0-1 hour, 1-4 hours, 4-8 hours, 8-12 hours, 12-16 hours, 16-20 hours, 20-24 hours >24 hours • Average Interval in Days. • Trunks 	
<u>DATA RETAINED RELATING TO CLEC EXPERIENCE:</u>	<u>DATA RETAINED RELATING TO BST PERFORMANCE:</u>
<ul style="list-style-type: none"> • Report Month • Reject Interval • Total Number of LSRs • Total number of Errors • State and Region 	<ul style="list-style-type: none"> • Report Month • Reject Interval • Total number of LSRs • Total number of Errors • State and Region
Retail Analog/Benchmark:	
Benchmark is under development. Retail Analog also under development.	

ORDERING

Report/Measurement:	
Firm Order Confirmation Timeliness	
Definition:	
Interval for Return of a Firm Order Confirmation (FOC Interval) is the average response time from receipt of valid LSR to distribution of a firm order confirmation.	
Exclusions:	
<ul style="list-style-type: none"> • Rejected LSRs • Partially Mechanized or Non-Mechanized LSRs received and/or FOCd outside of normal business hours. 	
Business Rules:	
<ul style="list-style-type: none"> • Mechanized - The elapsed time from receipt of a valid electronically submitted LSR (date and time stamp in LENS, EDI, TAG) until the LSR is processed and appropriate service orders are generated in SOCS. • Partially Mechanized – The elapsed time from receipt of a valid electronically submitted LSR which falls out for manual handling by the LCSC personnel until appropriate service orders are issued by a BST service representative via Direct Order Entry (DOE) or Service Order Negotiation Generation System (SONGS) to SOCS. • Total Mechanized - Combination of Fully Mechanized and Partially Mechanized LSRs • Non-Mechanized - The elapsed time from receipt of a valid LSR (fax receive date and time stamp) until appropriate service orders are issued by BST service representative via Direct Order Entry (DOE) or Service Order Negotiation Generation System (SONGS) to SOCS. • LNP – Under development. 	
Calculation:	
Firm Order Confirmation Timeliness = $\Sigma[(\text{Date and Time of Firm Order Confirmation}) - (\text{Date and Time of Service Request Receipt})] / (\text{Number of Service Requests Confirmed in Reporting Period})$	
Report Structure:	
<ul style="list-style-type: none"> • Fully Mechanized, Partially Mechanized, Total Mechanized, Non-Mechanized • CLEC Specific • CLEC Aggregate 	
Level of Disaggregation:	
<ul style="list-style-type: none"> • Product Reporting Levels <ul style="list-style-type: none"> ➢ Interconnection Trunks ➢ Resale – Residence ➢ Resale – Business ➢ Resale – Design ➢ UNE Design ➢ UNE Non- Design ➢ UNE Loop with and w/o NP ➢ Trunks • Geographic Scope <ul style="list-style-type: none"> ➢ State, Region and further geographic disaggregation (MSA) as required by State Commission Order • Mechanized: 0-15 minutes, 15-30 minutes, 30-45 minutes, 45-60 minutes, 60-90 minutes, 90-120 minutes, 120-240 minutes, 4-8 hours, 8-12 hours, 12-16 hours 16-20 hours, 20-24 hours, 24-48 hours, > 48 hours. • Non-mechanized: 0-4 hours, 4-8 hours, 8-12 hours, 12-16 hours, 16-20 hours, 20-24 hours, 24-48 hours, > 48 hours. • Trunks: 0-5 days, 6-8 days, 9-11 days, 12-14 days, 15-17 days, 18-20 days, > 20 days • < 10 and > 10 Circuits/Lines • Average Interval in Days. 	
<u>DATA RETAINED RELATING TO CLEC EXPERIENCE:</u>	<u>DATA RETAINED RELATING TO BST PERFORMANCE:</u>
<ul style="list-style-type: none"> • Report Month • Interval for FOC • Total number of LSRs • State and Region 	<ul style="list-style-type: none"> • Report Month • Interval for FOC • Total Number of LSRs • State and Region
Retail Analog/Benchmark:	
Benchmark is under development. Retail Analog also under development.	

ORDERING

Report/Measurement:	
Speed of Answer in Ordering Center	
Definition:	
Measures the average time a customer is in queue.	
Exclusions:	
None	
Business Rules:	
The clock starts when the appropriate option is selected (i.e. 1 for Resale Consumer, 2 for Resale Multiline, and 3 for UNE-LNP, etc.) and the call enters the queue for that particular group in the LCSC. The clock stops when a BST service representative in the LCSC answers the call. The speed of answer is determined by measuring and accumulating the elapsed time from the entry of a CLEC call into the BellSouth automatic call distributor (ACD) until the a service representative in BSTs Local Carrier Service Center (LCSC) answers the CLEC call.	
Calculation:	
$(\text{Total time in seconds to reach the LCSC}) / (\text{Total Number of Calls})$ in the Reporting Period.	
Report Structure:	
<ul style="list-style-type: none"> • CLEC Aggregate • BST Aggregate (Combination of Residence Service Center and Business Service Center data under development.) 	
Level of Disaggregation:	
<ul style="list-style-type: none"> • CLEC Aggregate • BST Aggregate (Combination of Residence Service Center and Business Service Center data under development.) 	
<u>DATA RETAINED RELATING TO CLEC EXPERIENCE:</u>	<u>DATA RETAINED RELATING TO BST PERFORMANCE:</u>
<ul style="list-style-type: none"> • Mechanized tracking through LCSC Automatic Call Distributor 	<ul style="list-style-type: none"> • Mechanized tracking through BST Retail center support systems
Retail Analog/Benchmark:	
For CLEC, Speed of Answer in Ordering Center (LCSC) is comparable to Speed of Answer in BST Business Offices.	

PROVISIONING

Report/Measurement:
Mean Held Order Interval & Distribution Intervals
Definition:
When delays occur in completing CLEC orders, the average period that CLEC orders are held for BST reasons, pending a delayed completion, should be no worse for the CLEC when compared to BST delayed orders.
Exclusions:
<ul style="list-style-type: none"> • Any order canceled by the CLEC will be excluded from this measurement. • Order Activities of BST associated with internal or administrative use of local services.
Business Rules:
<p>Mean Held Order Interval: This metric is computed at the close of each report period. The held order interval is established by first identifying all orders, at the close of the reporting interval, that both have not been reported as completed in SOCS and have passed the currently committed due date for the order. For each such order, the number of calendar days between the committed due date and the close of the reporting period is established and represents the held order interval for that particular order. The held order interval is accumulated by the standard groupings, unless otherwise noted, and the reason for the order being held. The total number of days accumulated in a category is then divided by the number of held orders within the same category to produce the mean held order interval. CLEC Specific reporting is by type of held order (facilities, equipment, other), total number of orders held, and the total and average days.</p> <p>Held Order Distribution Interval: This measure provides data to report total days held and identifies these in categories of >15 days and > 90 days. (orders counted in >90 days are also included in >15 days).</p>
Calculation:
<p>Mean Held Order Interval: $\frac{\sum (\text{Reporting Period Close Date} - \text{Committed Order Due Date})}{(\text{Number of Orders Pending and Past The Committed Due Date})}$ for all orders pending and past the committed due date.</p> <p>Held Order Distribution Interval: $\frac{(\# \text{ of Orders Held for } 90 \text{ days})}{(\text{Total } \# \text{ of Orders Pending But Not Completed})} \times 100$ $\frac{(\# \text{ of Orders Held for } 15 \text{ days})}{(\text{Total } \# \text{ of Orders Pending But Not Completed})} \times 100$</p>
Report Structure:
<ul style="list-style-type: none"> • CLEC Specific • CLEC Aggregate • BST Aggregate
Level of Disaggregation:
<ul style="list-style-type: none"> • Product Reporting Levels <ul style="list-style-type: none"> ➢ POTS – Residence ➢ POTS – Business ➢ DESIGN ➢ PBX ➢ CENTREX ➢ ISDN ➢ UNE 2 Wire Loop with NP (Design and Non-Design) ➢ UNE 2 Wire Loop without NP (Design and Non-Design) ➢ UNE Loop Other with NP (Design and Non-Design) ➢ UNE Loop Other without NP (Design and Non-Design) ➢ UNE Other (Design and Non-Design) ➢ Switching (Under development) ➢ Local Transport (Under development) ➢ Combos (Under development) ➢ NP (Under development as separate category) ➢ Local Interconnection Trunks • Geographic Scope <ul style="list-style-type: none"> ➢ State, Region, and further geographic disaggregation (MSA) as required by State Commission Order

PROVISIONING – (Mean Held Order Interval & Distribution Intervals – Continued)

<u>DATA RETAINED RELATING TO CLEC EXPERIENCE</u>	<u>DATA RETAINED RELATING TO BST EXPERIENCE</u>
<ul style="list-style-type: none"> • Report Month • CLEC Order Number and PON (PON) • Order Submission Date (TICKET_ID) • Committed Due Date (DD) • Service Type(CLASS_SVC_DESC) • Hold Reason • Total line/circuit count (under development) • Geographic Scope <p>NOTE: Code in parentheses is the corresponding header found in the raw data file.</p>	<ul style="list-style-type: none"> • Report Month • BST Order Number • Order Submission Date • Committed Due Date • Service Type • Hold Reason • Geographic Scope
<p>Retail Analog/Benchmark:</p> <ul style="list-style-type: none"> CLEC Residence Resale / BST Residence Retail CLEC Business Resale / BST Business Retail CLEC Design / BST Design CLEC PBX, CENTREX, ISDN/ BST PBX, CENTREX, ISDN Interconnection Trunks-CLEC / Interconnection Trunks –BST UNEs-Retail Analog (under development at this time) 	

PROVISIONING

Report/Measurement:	
Average Jeopardy Notice Interval & Percentage of Orders Given Jeopardy Notice	
Definition:	
When BST can determine in advance that a committed due date is in jeopardy, it will provide advance notice to the CLEC.	
Exclusions:	
<ul style="list-style-type: none"> • Any order canceled by the CLEC will be excluded from this measurement • Orders held for CLEC end user reasons • Orders submitted to BST through non-mechanized methods 	
Business Rules:	
When BST can determine in advance that a committed due date is in jeopardy it will provide advance notice to the CLEC. The number of committed orders in a report period is the number of orders that have a due date in the reporting period.	
Calculation:	
<p>Average Jeopardy Interval = $\sum [(Date\ and\ Time\ of\ Scheduled\ Due\ Date\ on\ Service\ Order) - (Date\ and\ Time\ of\ Jeopardy\ Notice)] / [Number\ of\ Orders\ Notified\ of\ Jeopardy\ in\ Reporting\ Period].$</p> <p>Percent of Orders Given Jeopardy Notice = $\sum [(Number\ of\ Orders\ Given\ Jeopardy\ Notices\ in\ Reporting\ Period) / (Number\ of\ Orders\ Confirmed\ (due)\ in\ Reporting\ Period)$</p>	
Report Structure:	
<ul style="list-style-type: none"> • CLEC Specific and CLEC Aggregate • BST Aggregate (under development with estimated release date of 8/15/99 for June reporting) 	
Level of Disaggregation:	
<ul style="list-style-type: none"> • Product Reporting Levels <ul style="list-style-type: none"> ➢ POTS – Residence ➢ POTS – Business ➢ DESIGN ➢ PBX ➢ CENTREX ➢ ISDN ➢ UNE 2 Wire Loop with NP (Design and Non-Design) ➢ UNE 2 Wire Loop without NP (Design and Non-Design) ➢ UNE Loop Other with NP (Design and Non-Design) ➢ UNE Loop Other without NP (Design and Non-Design) ➢ UNE Other (Design and Non-Design) ➢ Switching (Under development) ➢ Local Transport (Under development) ➢ Combos (Under development) ➢ NP (Under development as separate category) ➢ Local Interconnection Trunks ➢ Geographic Scope ➢ State, Region, and further geographic disaggregation (MSA) as required by State Commission Order 	
<p><u>DATA RETAINED RELATING TO CLEC EXPERIENCE</u></p> <ul style="list-style-type: none"> • Report Month • CLEC Order Number and PON • Date and Time Jeopardy Notice sent • Committed Due Date • Service Type <p>NOTE: Code in parentheses is the corresponding header found in the raw data file.</p>	<p><u>DATA RETAINED RELATING TO BST EXPERIENCE</u></p> <ul style="list-style-type: none"> • Report Month • CLEC Order Number and PON • Date and Time Jeopardy Notice sent • Committed Due Date • Service Type <p>NOTE: Code in parentheses is the corresponding header found in the raw data file.</p>
Retail Analog/Benchmark:	
Retail Analog	

PROVISIONING

Report/Measurement:
Percent Missed Installation Appointments
Definition:
“Percent missed installation appointments” monitors the reliability of BST commitments with respect to committed due dates to assure that CLECs can reliably quote expected due dates to their retail customer as compared to BST.
Exclusions:
<ul style="list-style-type: none"> • Canceled Service Orders • Order Activities of BST or the CLEC associated with internal or administrative use of local services (Record Orders, Test Orders, etc.) • Disconnect (D) & From (F) orders
Business Rules:
Percent Missed Installation Appointments (MA) is the percentage of total orders processed for which BST is unable to complete the service orders on the committed due dates. Missed Appointments caused by end-user reasons will be included and reported separately. A business day is any time period within the same date frame, which means there cannot be a cutoff time for commitments as certain types of orders are requested to be worked after standard business hours. Also, during Daylight Savings Time, field technicians are scheduled until 9PM in some areas and the customer is offered a greater range of intervals from which to select.
Calculation:
Percent Missed Installation Appointments = $\frac{\sum (\text{Number of Orders Not Complete by Committed Due Date in Reporting Period})}{(\text{Number of Orders Completed in Reporting Period})} \times 100$
Report Structure:
<ul style="list-style-type: none"> • CLEC Specific • CLEC Aggregate • BST Aggregate
Report explanation: The difference between End User MA and Total MA is the result of BST caused misses. Here, Total MA is the total % of orders missed either by BST or CLEC end user and End User MA represents the percentage of orders missed by the end user.
Level of Disaggregation:
<ul style="list-style-type: none"> • Reported in categories of <10 line/circuits; > 10 line/circuits • Dispatch / No Dispatch • Product Reporting Levels <ul style="list-style-type: none"> ➢ POTS – Residence ➢ POTS – Business ➢ DESIGN ➢ PBX ➢ CENTREX ➢ ISDN ➢ UNE 2 Wire Loop with NP (Design and Non-Design) ➢ UNE 2 Wire Loop without NP (Design and Non-Design) ➢ UNE Loop Other with NP (Design and Non-Design) ➢ UNE Loop Other without NP (Design and Non-Design) ➢ UNE Other (Design and Non-Design) ➢ Switching (Under development) ➢ Local Transport (Under development) ➢ Combos (Under development) ➢ NP (Under development as separate category) ➢ Local Interconnection Trunks ➢ Geographic Scope ➢ State, Region, and further geographic disaggregation (MSA) as required by State Commission Order

PROVISIONING (Percent Missed Installation Appointments – Continued)

<u>DATA RETAINED RELATING TO CLEC EXPERIENCE</u>	<u>DATA RETAINED RELATING TO BST EXPERIENCE</u>
<ul style="list-style-type: none"> • Report Month • CLEC Order Number and PON (PON) • Committed Due Date (DD) • Completion Date (CMPLTN DD) • Status Type • Status Notice Date • Standard Order Activity • Geographic Scope <p>NOTE: Code in parentheses is the corresponding header found in the raw data file.</p>	<ul style="list-style-type: none"> • Report Month • BST Order Number • Committed Due Date • Completion Date • Status Type • Status Notice Date • Standard Order Activity • Geographic Scope
<p>Retail Analog/Benchmark:</p> <ul style="list-style-type: none"> CLEC Residence Resale / BST Residence Retail CLEC Business Resale / BST Business Retail CLEC Design / BST Design CLEC PBX, CENTREX, ISDN/ BST PBX, CENTREX, ISDN Interconnection Trunks-CLEC / Interconnection Trunks –BST UNEs-Retail Analog (under development at this time) 	

PROVISIONING

Report/Measurement :
Average Completion Interval (OCI) & Order Completion Interval Distribution
Definition:
The “average completion interval” measure monitors the interval of time it takes BST to provide service for the CLEC or its’ own customers. The “Order Completion Interval Distribution” provides the percentage of orders completed within certain time periods.
Exclusions:
<ul style="list-style-type: none"> • Canceled Service Orders • Order Activities of BST or the CLEC associated with internal or administrative use of local services (Record Orders, Test Orders, etc.) • D (Disconnect) and F (From) orders. (From is disconnect side of a move order when the customer moves to a new address). • “L” Appointment coded orders (where the customer has requested a later than offered interval)
Business Rules:
The actual completion interval is determined for each order processed during the reporting period. The Completion interval is the elapsed time from when the order is electronically entered into SOCS after the FOC on a CLEC order, or the date time stamp receipt into SOCS by BST on retail orders to the order completion date. The clock starts when a valid order number is assigned by SOCS and stops when the technician or system completes the order in SOCS. Elapsed time for each order is accumulated for each reporting dimension. The accumulated time for each reporting dimension is then divided by the associated total number of orders completed
Calculation :
Average Completion Interval: $\frac{\sum [(\text{Completion Date \& Time}) - (\text{Order Issue Date \& Time})]}{\sum (\text{Count of Orders Completed in Reporting Period})}$
Order Completion Interval Distribution: $\frac{\sum (\text{Service Orders Completed in “X” days})}{(\text{Total Service Orders Completed in Reporting Period})} \times 100$
Report Structure:
<ul style="list-style-type: none"> • CLEC Specific • CLEC Aggregate • BST Aggregate
Level of Disaggregation:
<ul style="list-style-type: none"> • Dispatch/No Dispatch categories applicable to all levels except trunks. • Residence & Business reported in day intervals = 0,1,2,3,4, 5, 5+ • UNE and Design reported in day intervals = 0-5, 5-10, 10-15, 15-20, 20-25, 25-30, 30+ • All Levels are reported <10 line/circuits; >10 line/circuits • Product Reporting Levels <ul style="list-style-type: none"> ➢ POTS – Residence ➢ POTS – Business ➢ DESIGN ➢ PBX ➢ CENTREX ➢ ISDN ➢ UNE 2 Wire Loop with NP (Design and Non-Design) ➢ UNE 2 Wire Loop without NP (Design and Non-Design) ➢ UNE Loop Other with NP (Design and Non-Design) ➢ UNE Loop Other without NP (Design and Non-Design) ➢ UNE Other (Design and Non-Design) ➢ Switching (Under development) ➢ Local Transport (Under development) ➢ Combos (Under development) ➢ NP (Under development as separate category) ➢ Local Interconnection Trunks ➤ Geographic Scope <ul style="list-style-type: none"> ➢ State, Region, and further geographic disaggregation (MSA) as required by State Commission Order

PROVISIONING –
(Average Completion Interval (OCI) & Order Completion Interval Distribution - Continued)

<u>DATA RETAINED RELATING TO CLEC EXPERIENCE</u>	<u>DATA RETAINED RELATING TO BST EXPERIENCE</u>
<ul style="list-style-type: none"> • Report Month • CLEC Company Name • Order Number (PON) • Submission Date & Time (TICKET_ID) • Completion Date (CMPLTN_DT) • Service Type (CLASS_SVC_DESC) • Geographic Scope <p>NOTE: Code in parentheses is the corresponding header found in the raw data file.</p>	<ul style="list-style-type: none"> • Report Month • CLEC Order Number • Order Submission Date & Time • Order Completion Date & Time • Service Type • Geographic Scope
<p><u>RETAIL ANALOG/BENCHMARK</u></p> <p>CLEC Residence Resale / BST Residence Retail CLEC Business Resale / BST Business Retail CLEC Non-UNE Design / BST Design CLEC PBX, CENTREX, ISDN/ BST PBX, CENTREX, ISDN Interconnection Trunks-CLEC / Interconnection Trunks-BST UNEs-Retail Analog (under development at this time)</p>	

PROVISIONING

Report/Measurement:
Average Completion Notice Interval
Definition:
The Completion Notice Interval is the elapsed time between the BST reported completion of work and the issuance of a valid completion notice to the CLEC.
Exclusions:
<ul style="list-style-type: none"> • Non-mechanized Orders • Cancelled Service Orders • Order Activities of BST associated with internal or administrative use of local services • D & F orders
Business Rules:
Measurement of interval of completion date and time by a field technician on dispatched orders, and 5PM on the due date for non-dispatched orders; to the release of a notice to the CLEC/BST of the completion status. The field technician notifies the CLEC by telephone the work was complete and then he enters the completion information and completion time in his computer. This information switches through to the SOCS systems either completing the order or rejecting the order to the Work Management Center (WMC). If the completion is rejected, it is manually corrected and then completed by the WMC. The notice is returned on each individual order submitted and as the notice is sent electronically, it can only be switched to those orders that were submitted by the CLEC electronically.
Calculation:
Σ (Date and Time of Notice of Completion) – (Date and Time of Work Completion) / (Number of Orders Completed in Reporting Period)
Report Structure:
<ul style="list-style-type: none"> • CLEC Specific • CLEC Aggregate • BST Aggregate (in development-expected release date 08/15/99 reporting)
Level of Disaggregation:
<ul style="list-style-type: none"> • Reporting intervals in Hours: 0-1, 1-2, 2-4, 4-8, 8-12, 12-24, > 24, plus Overall Average Hour Interval • Reported in categories of <10 line/circuits; > 10 line/circuits • Product Reporting Levels <ul style="list-style-type: none"> ➢ POTS – Residence ➢ POTS – Business ➢ DESIGN ➢ PBX ➢ CENTREX ➢ ISDN ➢ UNE 2 Wire Loop with NP (Design and Non-Design) ➢ UNE 2 Wire Loop without NP (Design and Non-Design) ➢ UNE Loop Other with NP (Design and Non-Design) ➢ UNE Loop Other without NP (Design and Non-Design) ➢ UNE Other (Design and Non-Design) ➢ Switching (Under development) ➢ Local Transport (Under development) ➢ Combos (Under development) ➢ NP (Under development as separate category) ➢ Local Interconnection Trunks ➢ Geographic Scope <ul style="list-style-type: none"> ➢ State, Region, and further geographic disaggregation (MSA) as required by State Commission Order

PROVISIONING – (Average Completion Notice Interval- Continued)

<u>DATA RETAINED RELATING TO CLEC EXPERIENCE</u>	<u>DATA RETAINED RELATING TO BST EXPERIENCE</u>
<ul style="list-style-type: none"> • Report Month • CLEC Order Number • Work Completion Date • Work Completion Time • Completion Notice Availability Date • Completion Notice Availability Time • Service Type • Activity Type • Geographic Scope <p>NOTE: Code in parentheses is the corresponding header found in the raw data file.</p>	<ul style="list-style-type: none"> • • Report Month • Service Order Number • Work Completion Date • Work Completion Time • Completion Notice Availability Date • Completion Notice Availability Time • Service Type • Activity Type • Geographic Scope <p>NOTE: Code in parentheses is the corresponding header found in the raw data file.</p>
<p>Retail Analog/Benchmark: Retail Analog</p>	

PROVISIONING

Report/Measurement:	
Coordinated Customer Conversions	
Definition:	
This category measures the average time it takes BST to disconnect an unbundled loop from the BST switch and cross connect it to a CLEC's equipment. This measurement applies to service orders with and without NP, and where the CLEC has requested BST to provide a coordinated cutover.	
Exclusions:	
<ul style="list-style-type: none"> • Any order canceled by the CLEC will be excluded from this measurement. • Delays due to CLEC following disconnection of the unbundled loop • Unbundled Loops where there is no existing subscriber loop 	
Business Rules:	
Where the service order includes NP, the interval includes the total time for the cutover including the translation time to place the line back in service on the ported line. The interval is calculated for the entire cutover time for the service order and then divided by items worked in that time to give the average per item interval for each service order.	
Calculation:	
$\frac{\sum [(Completion\ Date\ and\ Time\ for\ Cross\ Connection\ of\ an\ Unbundled\ Loop) - (Disconnection\ Date\ and\ Time\ of\ an\ Unbundled\ Loop)]}{Total\ Number\ of\ Unbundled\ Loop\ Items\ for\ the\ reporting\ period.}$	
Report Structure:	
<ul style="list-style-type: none"> • CLEC Specific • CLEC Aggregate • 	
Level of Disaggregation:	
<ul style="list-style-type: none"> • Reported in intervals <=5 minutes; >5,<15 minutes; >15 minutes, plus Overall Average interval • Product Reporting Levels <ul style="list-style-type: none"> ➢ UNE Loops without NP ➢ UNE Loops with NP ➢ Geographic Scope <ul style="list-style-type: none"> ➢ State, Region, and further geographic disaggregation as required by State Commission Order 	
<u>DATA RETAINED RELATING TO CLEC EXPERIENCE</u>	<u>DATA RETAINED RELATING TO BST EXPERIENCE</u>
<ul style="list-style-type: none"> • Report Month • CLEC Order Number • Committed Due Date (DD) • Service Type (CLASS_SVC_DESC) • Cutover Start Time • Cutover Completion time • Portability start and completion times (NP Orders) • Total Items <p>NOTE: Code in parentheses is the corresponding header found in the raw data file.</p>	<ul style="list-style-type: none"> • No BST Analog Exists
Retail Analog/Benchmark:	
There is no retail analog for this measurement because it measures cutting loops to the CLEC. Benchmark under development.	

PROVISIONING

Report/Measurement:
% Provisioning Troubles within 30 days of Service Order Activity
Definition:
Percent Provisioning Troubles within 30 days of Installation measures the quality and accuracy of installation activities.
Exclusions:
<ul style="list-style-type: none"> • Canceled Service Orders • Order Activities of BST or the CLEC associated with internal or administrative use of local services (R Orders, Test Orders, etc.) • D & F orders
Business Rules:
Measures the quality and accuracy of completed orders. The first trouble report from a service order after completion is counted in this measure. Subsequent trouble reports are measured in Repeat Report Rate. Reports are calculated searching in the prior report period for completed service orders and following 30 days after completion for a trouble report. D & F orders are excluded as there is no subsequent activity following a disconnect.
Calculation:
$\% \text{ Provisioning Troubles within 30 days of Service Order Activity} = \frac{\sum (\text{Trouble reports on all completed orders 30 days following service order(s) completion})}{(\text{All Service Orders completed in the calendar month})} \times 100$
Report Structure:
<ul style="list-style-type: none"> • CLEC Specific • CLEC Aggregate • BST Aggregate
Level of Disaggregation:
<ul style="list-style-type: none"> • Reported in categories of <10 line/circuits; > 10 line/circuits • Dispatch / No Dispatch • Product Reporting Levels <ul style="list-style-type: none"> ➢ POTS – Residence ➢ POTS – Business ➢ DESIGN ➢ PBX ➢ CENTREX ➢ ISDN ➢ UNE 2 Wire Loop with NP (Design and Non-Design) ➢ UNE 2 Wire Loop without NP (Design and Non-Design) ➢ UNE Loop Other with NP (Design and Non-Design) ➢ UNE Loop Other without NP (Design and Non-Design) ➢ UNE Other (Design and Non-Design) ➢ Switching (Under development) ➢ Local Transport (Under development) ➢ Combos (Under development) ➢ NP (Under development as separate category) ➢ Local Interconnection Trunks ➢ Geographic Scope <ul style="list-style-type: none"> ➢ State, Region, and further geographic disaggregation (MSA) as required by State Commission Order

PROVISIONING – (% Provisioning Troubles within 30 days of Service Order Activity – Continued)

<u>DATA RETAINED RELATING TO CLEC EXPERIENCE</u>	<u>DATA RETAINED RELATING TO BST EXPERIENCE</u>
<ul style="list-style-type: none"> • Report Month • CLEC Order Number and PON • Order Submission Date(TICKET_ID) • Order Submission Time (TICKET_ID) • Status Type • Status Notice Date • Standard Order Activity • Geographic Scope <p>NOTE: Code in parentheses is the corresponding header found in the raw data file.</p>	<ul style="list-style-type: none"> • Report Month • BST Order Number • Order Submission Date • Order Submission Time • Status Type • Status Notice Date • Standard Order Activity • Geographic Scope
<p>Retail Analog/Benchmark:</p> <ul style="list-style-type: none"> CLEC Residence Resale / BST Residence Retail CLEC Business Resale / BST Business Retail CLEC Design / BST Design CLEC PBX, CENTREX, ISDN/ BST PBX, CENTREX, ISDN Interconnection Trunks-CLEC / Interconnection Trunks –BST UNEs-Retail Analog (Under Development at this time) 	

PROVISIONING

Report/Measurement :
Total Service Order Cycle Time (TSOCT) (under development 3Q99)
Definition:
This is a new measurement under development to measure the total service order cycle time from receipt of a valid service order request to the completion of the service order.
Exclusions:
<ul style="list-style-type: none"> • Canceled Service Orders • Order Activities of BST or the CLEC associated with internal or administrative use of local services (Record Orders, Test Orders, etc.) • D (Disconnect) and F (From) orders. (From is disconnect side of a move order when the customer moves to a new address). • “L” Appointment coded orders (where the customer has requested a later than offered interval) • Orders with CLEC/Subscriber caused delays or CLEC/Subscriber requested due date changes.
Business Rules:
<p>The interval is determined for each order processed during the reporting period. This measurement combines two reports: FOC (Firm Order Confirmation) with Average Order Completion Interval.</p> <p>This interval starts with the receipt of a valid service order request and stops when the technician or system completes the order in SOCS. Elapsed time for each order is accumulated for each reporting dimension. The accumulated time for each reporting dimension is then divided by the associated total number of orders completed</p>
Calculation :
Total Service Order Cycle Time (under development)
Report Structure:
<ul style="list-style-type: none"> • CLEC Specific • CLEC Aggregate • BST Aggregate
Level of Disaggregation:
<ul style="list-style-type: none"> • ISDN Orders included in Non Design - GA Only • Dispatch/No Dispatch categories applicable to all levels except trunks. • Intervals under development • Product Reporting Levels <ul style="list-style-type: none"> ➢ Interconnection Trunks ➢ POTS – Residence ➢ POTS – Business ➢ DESIGN ➢ PBX ➢ CENTREX ➢ ISDN ➢ UNE 2 Wire Loop with NP (Design and Non-Design) ➢ UNE 2 Wire Loop without NP (Design and Non-Design) ➢ UNE Loop Other with NP (Design and Non-Design) ➢ UNE Loop Other without NP (Design and Non-Design) ➢ UNE Other (Design and Non-Design) ➢ Switching (Under development) ➢ Local Transport (Under development) ➢ Combos (Under development) ➢ NP (Under development as separate category) ➢ Local Interconnection Trunks ➤ Geographic Scope <ul style="list-style-type: none"> ➢ State, Region and further geographic disaggregation as required by State Commission Order

PROVISIONING – (Total Service Order Cycle Time (TSOCT) – Continued

<u>DATA RETAINED RELATING TO CLEC EXPERIENCE</u>	<u>DATA RETAINED RELATING TO BST EXPERIENCE</u>
<ul style="list-style-type: none"> • Report Month • Interval for FOC • CLEC Company Name • Order Number (PON) • Submission Date & Time (TICKET_ID) • Completion Date (CMPLTN_DT) • Service Type (CLASS_SVC_DESC) • Geographic Scope <p>NOTE: Code in parentheses is the corresponding header found in the raw data file.</p>	<ul style="list-style-type: none"> • Report Month • CLEC Order Number • Order Submission Date & Time • Order Completion Date & Time • -Service Type • Geographic Scope
<p>Retail Analog/Benchmark</p>	
<p>Under development (BST retail analog available at this time would be Average Completion Interval)</p>	

MAINTENANCE & REPAIR

Report/Measurement:	
Missed Repair Appointments	
Definition:	
The percent of trouble reports not cleared by the committed date and time.	
Exclusions:	
<ul style="list-style-type: none"> • Trouble tickets canceled at the CLEC request. • BST trouble reports associated with internal or administrative service. • Customer Provided Equipment (CPE) troubles or CLEC Equipment Trouble. 	
Business Rules:	
<p>The negotiated commitment date and time is established when the repair report is received. The cleared time is the date and time that BST personnel clear the trouble and closes the trouble report in his Computer Access Terminal (CAT) or workstation. If this is after the Commitment time, the report is flagged as a “Missed Commitment” or a missed repair appointment. When the data for this measure is collected for BST and a CLEC, it can be used to compare the percentage of the time repair appointments are missed due to BST reasons. Note: Appointment intervals vary with force availability in the POTS environment. Specials and Trunk intervals are standard interval appointments of no greater than 24 hours.</p>	
Calculation:	
$\text{Percentage of Missed Repair Appointments} = \frac{\Sigma (\text{Count of Customer Troubles Not Cleared by the Quoted Commitment Date and Time})}{\Sigma (\text{Total Trouble reports closed in Reporting Period})} \times 100$	
Report Structure:	
<ul style="list-style-type: none"> • CLEC Specific • CLEC Aggregate • BST Aggregate 	
Level of Disaggregation:	
<p>ISDN Troubles included in Non-Design – GA ONLY</p> <ul style="list-style-type: none"> • Product Reporting Levels <ul style="list-style-type: none"> ➢ POTS – Residence, Business ➢ Design ➢ PBX, CENTREX and ISDN ➢ UNE 2 Wire Loop (Design and Non – Design) ➢ UNE Loop Other (Design and Non Design) ➢ UNE Other (Design and Non – Design) ➢ Switching, Local Transport and Combos (under development) ➢ Local Interconnection Trunks • Dispatch/No Dispatch categories applicable to all product levels • Geographic Scope <ul style="list-style-type: none"> ➢ State, Region and further geographic disaggregation as required by State Commission Order (e.g. Metropolitan Service Area - MSA) 	
<u>DATA RETAINED RELATING TO CLEC EXPERIENCE</u>	<u>DATA RETAINED RELATING TO BST EXPERIENCE</u>
<ul style="list-style-type: none"> • Report Month • CLEC Company Name • Submission Date & Time (TICKET_ID) • Completion Date (CMPLTN_DT) • Service Type (CLASS_SVC_DESC) • Disposition and Cause (CAUSE_CD & CAUSE_DESC) • Geographic Scope 	<ul style="list-style-type: none"> • Report Month • BST Company Code • Submission Date & Time • Completion Date • Service Type • Disposition and Cause (Non-Design / Non-Special Only) • Trouble Code (Design and Trunking Services) • Geographic Scope
<p>NOTE: Code in parentheses is the corresponding header found in the raw data file.</p>	

MAINTENANCE & REPAIR – (Missed Repair Appointments – Continued)

Retail Analog/Benchmark
CLEC Residence-Resale / BST Residence-Retail CLEC Business-Resale / BST Business-Retail CLEC Design-Resale / BST Design-Retail CLEC PBX, Centrex, and ISDN Resale/ BST PBX, Centrex, and ISDN Retail CLEC Trunking-Resale / BST Trunking-Retail UNEs - Retail Analog (under development at this time.)

MAINTENANCE & REPAIR

Report/Measurement:	
Customer Trouble Report Rate	
Definition:	
Initial and repeated customer direct or referred troubles reported within a calendar month per 100 lines/ circuits in service.	
Exclusions:	
<ul style="list-style-type: none"> • Trouble tickets canceled at the CLEC request. • BST trouble reports associated with administrative service. • Customer provided Equipment (CPE) troubles or CLEC equipment troubles. 	
Business Rules:	
Customer Trouble Report Rate is computed by accumulating the number of maintenance initial and repeated trouble reports during the reporting period. The resulting number of trouble reports are divided by the total “number of service” lines, ports or combination of existing for the CLEC’s and BST respectively at the end of the report month.	
Calculation:	
Customer Trouble Report Rate = (Count of Initial and Repeated Trouble Reports in the Current Period) / (Number of Service Access Lines in service at End of the Report Period) X 100	
Report Structure:	
<ul style="list-style-type: none"> • CLEC Specific • CLEC Aggregate • BST Aggregate. 	
Level of Disaggregation:	
<p>ISDN Troubles included in Non Design – GA Only</p> <ul style="list-style-type: none"> • Product Reporting Levels <ul style="list-style-type: none"> ➢ POTS Residence and Business ➢ Design ➢ PBX, CENTREX, and ISDN ➢ UNE 2 Wire Loop (Design and Non – Design) ➢ UNE Loop Other (Design and Non – Design) ➢ UNE Other (Design and Non – Design) ➢ Switching , Local Transport, and Combos (under development) ➢ Local Interconnection Trunks • Dispatch/No Dispatch categories applicable to all product levels • Geographic Scope <ul style="list-style-type: none"> ➢ State, Region and further geographic disaggregation as required by State Commission Order (e.g. Metropolitan Service Area - MSA) 	
<u>DATA RETAINED RELATING TO CLEC EXPERIENCE</u>	<u>DATA RETAINED RELATING TO BST EXPERIENCE</u>
<ul style="list-style-type: none"> • Report Month • CLEC Company Name • Ticket Submission Date & Time (TICKET_ID) • Ticket Completion Date (CMPLTN_DT) • Service Type (CLASS_SVC_DESC) • Disposition and Cause (CAUSE_CD & CAUSE_DESC) • # Service Access Lines in Service at the end of period • Geographic Scope 	<ul style="list-style-type: none"> • Report Month • BST Company Code • Ticket Submission Date & Time • Ticket Completion Date • Service Type • Disposition and Cause (Non-Design / Non-Special Only) • Trouble Code (Design and Trunking Services) • # Service Access Lines in Service at the end of period • Geographic Scope
NOTE: Code in parentheses is the corresponding header found in the raw data file.	

MAINTENANCE & REPAIR – (Customer Trouble Report Rate – Continued)

Retail Analog/Benchmark:

CLEC Residence-Resale / BST Residence -Retail
CLEC Business-Resale / BST Business-Retail
CLEC Design-Resale / BST Design-Retail
CLEC PBX, Centrex and ISDN Resale/ BST PBX, Centrex, and ISDN Retail
CLEC Trunking-Resale / BST Trunking-Retail
UNEs - Retail Analog (under development at this time)

MAINTENANCE & REPAIR

Report/Measurement:
Maintenance Average Duration
Definition:
The Average duration of Customer Trouble Reports from the receipt of the Customer Trouble Report to the time the trouble report is cleared.
Exclusions:
<ul style="list-style-type: none"> • Trouble reports canceled at the CLEC request • BST trouble reports associated with administrative service • Customer Provided Equipment (CPE) troubles or CLEC Equipment Troubles. • Trouble reports greater than 10 days
Business Rules:
For Average Duration the clock starts on the date and time of the receipt of a correct repair request. The clock stops on the date and time the service is restored (when the technician completes the trouble ticket on his/her CAT or work system).
Calculation:
Maintenance Average Duration = $\Sigma(\text{Date and Time of Service Restoration}) - (\text{Date and Time Trouble Ticket was Opened}) / \Sigma(\text{Total Closed Troubles in the reporting period})$
Report Structure:
<ul style="list-style-type: none"> • CLEC Specific • BST Aggregate • CLEC Aggregate
Level of Disaggregation:
<p>ISDN Troubles included in Non Design – GA Only</p> <ul style="list-style-type: none"> • Product Reporting Levels <ul style="list-style-type: none"> ➢ POTS– Residence and Business ➢ Design ➢ PBX, CENTREX, and ISDN ➢ UNE 2 Wire Loop (Design Non – Design) ➢ UNE Loop Other (Design Non – Design) ➢ UNE Other (Design Non – Design) ➢ Switching, Local Transport and Combos (under development) ➢ Local Interconnection Trunks • Dispatch/No Dispatch categories applicable to all product levels • Geographic Scope <ul style="list-style-type: none"> ➢ State, Region and further geographic disaggregation as required by State Commission Order (e.g. Metropolitan Service Area – MSA)

MAINTENANCE & REPAIR – (Maintenance Average Duration – Continued)

<u>DATA RETAINED RELATING TO CLEC EXPERIENCE</u>	<u>DATA RETAINED RELATING TO BST EXPERIENCE</u>
<ul style="list-style-type: none"> • Report Month • Total Tickets (LINE_NBR) • CLEC Company Name • Ticket Submission Date & Time (TIME_ID) • Ticket Completion Date (CMPLTN_DT) • Service Type (CLASS_SVC_DESC) • Disposition and Cause (CAUSE_CD & CAUSE_DESC) • Geographic Scope <p>NOTE: Code in parentheses is the corresponding header found in the raw data file.</p>	<ul style="list-style-type: none"> • Report Month • Total Tickets • BST Company Code • Ticket Submission Date • Ticket submission Time • Ticket completion Date • Ticket Completion Time • Total Duration Time • Service Type • Disposition and Cause (Non – Design / Non-Special Only) • Trouble Code (Design and Trunking Services) • Geographic Scope
<p>Retail Analog/Benchmark: CLEC Residence-Resale / BST Residence-Resale CLEC Business-Resale / BST Business-Retail CLEC Design-Resale / BST Design-Retail CLEC PBX, Centrex and ISDN Resale / BST PBX, Centrex and ISDN Retail CLEC Trunking-Resale /BST Trunking-Retail UNEs - Retail Analog (under development at this time)</p>	

MAINTENANCE & REPAIR

Report/Measurement:	
Percent Repeat Troubles within 30 Days	
Definition:	
Trouble reports on the same line/circuit as a previous trouble report received within 30 calendar days as a percent of total troubles reported.	
Exclusions:	
<ul style="list-style-type: none"> • Trouble Reports canceled at the CLEC request • BST Trouble Reports associated with administrative service • Customer Provided Equipment (CPE) Troubles or CLEC Equipment Troubles. 	
Business Rules:	
Includes Customer trouble reports received within 30 days of an original Customer trouble report.	
Calculation:	
Percentage of Missed Repair Appointments = (Count of Customer Troubles where more than one trouble report was logged for the same service line within a continuous 30 days) / (Total Trouble Reports Closed in Reporting Period) X 100	
Report Structure:	
<ul style="list-style-type: none"> • CLEC Specific • CLEC Aggregate • BST Aggregate 	
Level of Disaggregation:	
<p>ISDN Troubles included in Non Design – GA Only</p> <ul style="list-style-type: none"> • Product Reporting Levels <ul style="list-style-type: none"> ➢ POTS Residence and Business ➢ Design ➢ PBX, CENTREX and ISDN ➢ UNE 2 Wire Loop (Design and Non – Design) ➢ UNE Loop Other (Design and Non – Design) ➢ UNE Other (Design Non – Design) ➢ Switching, Local Transport and Combos (under development) ➢ Local Interconnection Trunks • Dispatch/No Dispatch categories applicable to all product levels • Geographic Scope <ul style="list-style-type: none"> ➢ State, Region and further geographic disaggregation as required by State Commission Order (e.g. Metropolitan Service Area - MSA) 	
<u>DATA RETAINED RELATING TO CLEC EXPERIENCE</u>	<u>DATA RETAINED RELATING TO BST EXPERIENCE</u>
<ul style="list-style-type: none"> • Report Month • Total Tickets (LINE_NBR) • CLEC Company Name • Ticket Submission Date & Time (TICKET_ID) • Ticket Completion Date (CMPLTN_DT) • Total and Percent Repeat Trouble Reports within 30 Days (TOT_REPEAT) • Service Type • Disposition and Cause (CAUSE_CD & CAUSE_DESC) • Geographic Scope <p>NOTE: Code parentheses is the corresponding header format found in the raw data file.</p>	<ul style="list-style-type: none"> • Report Month • Total Tickets • BST Company Code • Ticket Submission Date • Ticket Submission Time • Ticket Completion Date • Ticket Completion Time • Total and Percent Repeat Trouble Reports within 30 Days • Service Type • Disposition and Cause (Non – Design/ Non-Special only) • Trouble Code (Design and Trunking Services) • Geographic Scope

MAINTENANCE & REPAIR – (Percent Repeat Troubles within 30 Days - Continued)

Retail Analog/Benchmark:

CLEC Residence-Resale / BST Residence-Retail
CLEC Business- Resale / BST Business-Retail
CLEC Design-Resale / BST Design-Retail
CLEC PBX, Centrex and ISDN Resale / BST PBX, Centrex and ISDN Retail
CLEC Trunking-Resale / BST Trunking-Retail
UNEs - Retail Analog (under development at this time)

MANTENANCE & REPAIR

Report/Measurement:	
Out of Service (OOS) > 24 Hours	
Definition:	
For Out of Service Troubles (no dial tone, cannot be called or cannot call out) the percentage of troubles cleared in excess of 24 hours. (All design services are considered to be out of service.)	
Exclusions:	
<ul style="list-style-type: none"> • Trouble Reports canceled at the CLEC request • BST Trouble Reports associated with administrative service • Customer Provided Equipment (CPE) Troubles or CLEC Equipment Troubles. 	
Business Rules:	
Customer Trouble reports that are out of service and cleared in excess of 24 hours. The clock begins when the trouble report is created in LMOS and the trouble is counted if the time exceeds 24 hours.	
Calculation:	
Out of Service (OOS) > 24 hours = (Total Troubles OOS > 24 Hours) / Total OOS Troubles in Reporting Period) X 100	
Report Structure:	
<ul style="list-style-type: none"> • CLEC Specific • BST Aggregate • CLEC Aggregate. 	
Level of Disaggregation:	
<p>ISDN Troubles included in Non Design – GA Only</p> <ul style="list-style-type: none"> • Product Reporting Levels <ul style="list-style-type: none"> ➢ POTS Residence and Business ➢ Design ➢ PBX and CENTREX and ISDN ➢ UNE 2 Wire Loop (Design and Non – Design) ➢ UNE Loop Other (Design and Non – Design) ➢ UNE Other (Design and Non – Design) ➢ Switching, Local Transport and Combos (under development) ➢ Local Interconnection Trunks • Dispatch/No Dispatch categories applicable to all product levels • Geographic Scope <ul style="list-style-type: none"> ➢ State, Region and further geographic disaggregation as required by State Commission Order (e.g. Metropolitan Service Area - MSA) 	
<u>DATA RETAINED RELATING TO CLEC EXPERIENCE</u>	<u>DATA RETAINED RELATING TO BST EXPERIENCE</u>
<ul style="list-style-type: none"> • Report Month • Total Tickets • CLEC Company Name • Ticket Submission Date & Time (TICKET_ID) • Ticket Completion Date (CMPLTN_DT) • Percentage of Customer Troubles out of Service > 24 Hours (OOS>24_FLAG) • Service type (CLASS_SVC_DESC) • Disposition and Cause (CAUSE_CD & CAUSE-DESC) • Geographic Scope 	<ul style="list-style-type: none"> • Report Month • Total Tickets • BST Company Code • Ticket Submission Date • Ticket Submission time • Ticket Completion Date • Ticket Completion Time • Percent of Customer Troubles out of Service > 24 Hours • Service type • Disposition and Cause (Non – Design/ Non-Special only) • Trouble Code (Design and Trunking Services) • Geographic Scope
NOTE: Code in parentheses is the corresponding header found in the raw data file.	

MANTENANCE & REPAIR – (Out of Service (OOS) > 24 Hours – Continued)

Retail Analog/Benchmark:

- CLEC Residence-Resale / BST Residence- Retail
- CLEC Business- Resale / BST Business-Retail
- CLEC Design-Resale / BST Design-Retail
- CLEC PBX, Centrex and ISDN Resale / BST PBX, Centrex and ISDN Retail
- CLEC Trunking-Resale /BST Trunking- Retail
- UNEs Retail Analog (under development at this time.)

MAINTENANCE & REPAIR

Report/Measurement:	
OSS Interface Availability	
Definition:	
The percentage of time the OSS Interface is functionally available compared to scheduled availability. Availability percentage for the CLEC and BST interface systems and for the legacy systems accessed by them are captured.	
Exclusions:	
None	
Business Rules:	
This measure is designed to compare the OSS availability versus scheduled availability of BST's legacy systems.	
Calculation:	
OSS Interface Availability = (Actual System Functional Availability) / (Actual planned System Availability) X 100	
Report Structure:	
<ul style="list-style-type: none"> • CLEC Aggregate • BST Aggregate • BST/CLEC 	
Level of Disaggregation:	
Region	
<u>DATA RETAINED RELATING TO CLEC EXPERIENCE</u>	<u>DATA RETAINED RELATING TO BST EXPERIENCE</u>
<ul style="list-style-type: none"> • Availability of CLEC TAFI • Availability of LMOS HOST, MARCH and SOCS • CRIS, PREDICTOR, LNP, and OSPCM (under development at this time) 	<ul style="list-style-type: none"> • Availability of BST TAFI • Availability of LMOS HOST, MARCH and SOCS
Retail Analog/Benchmark:	
Parity by design; Retail Analog	

MAINTENANCE & REPAIR

Report/Measurement:	
OSS Response Interval and Percentages	
Definition:	
The response intervals are determined by subtracting the time a request is received on the BST side of the interface until the response is received from the legacy system. Percentages of requests falling into each interval category are reported, along with the actual number of requests falling into those categories.	
Exclusions:	
Queries received during scheduled system maintenance time.	
Business Rules:	
This measure is designed to monitor the time required for the CLEC and BST interface system to obtain from BST's legacy systems the information required to handle maintenance and repair functions. The clock starts on the date and time when the request is received and the clock stops when the response has been transmitted through that same point to the requester.	
Calculation:	
OSS Response Interval = (Query Response Date and Time for Category "X") - (Query Request Date and Time for Category "X") / (Number of Queries Submitted in the Reporting Period) where, "X" is 0-4, ≥ 4 to 10, ≥ 10 , ≥ 30 seconds.	
Report Structure:	
<ul style="list-style-type: none"> • CLEC • BST Residence • BST Business (BST Total is under development at this time) by interface for each legacy system and function as appropriate. 	
Level of Disaggregation:	
Region	
<u>DATA RETAINED RELATING TO CLEC EXPERIENCE</u>	<u>DATA RETAINED RELATING TO BST EXPERIENCE</u>
<ul style="list-style-type: none"> • CLEC Transaction Intervals 	<ul style="list-style-type: none"> • BST Business and Residence transaction Intervals
Retail Analog/Benchmark:	
Retail Analog Audit Verification	

MAINTENANCE & REPAIR

Report/Measurement:	
Average Answer Time – Repair Centers	
Definition:	
This measure demonstrates an average response time for the CLEC representative to contact a BST representative. The average time a CLEC Rep is in queue waiting for the LCSC or UNE Center Rep to answer.	
Exclusions:	
None	
Business Rules:	
This measure is designed to measure the time required for CLEC & BST from the time of the ACD choice to the time of being answered. The clock starts when the CLEC Rep makes a choice to be put in queue for the next repair attendant and the clock stops when the repair attendant answers the call.	
Level of Disaggregation:	
Region. CLEC/BST Service Centers and BST Repair Centers are regional.	
Calculation:	
Average Answer Time for BST’s Repair Centers = (Time BST Repair Attendant Answers Call) – (Time of entry into queue until ACD Selection) / (Total number of calls by reporting period)	
Report Structure:	
<ul style="list-style-type: none"> CLEC Aggregate BST/CLEC Aggregate 	
<u>DATA RETAINED RELATING TO CLEC EXPERIENCE</u>	<u>DATA RETAINED RELATING TO BST EXPERIENCE</u>
<ul style="list-style-type: none"> CLEC Average Answer Time 	<ul style="list-style-type: none"> BST Average Answer Time
Retail Analog/Benchmark:	
Retail Analog Audit Verification	

BILLING

Report/Measurement:	
Invoice Accuracy	
Definition:	
This measure provides the percentage accuracy of the billing invoices rendered to CLECs during the current month.	
Exclusions:	
<ul style="list-style-type: none"> Adjustments not related to billing errors (e.g., credits for service outage, special promotion credits, adjustments to satisfy the customer). 	
Business Rules:	
The accuracy of billing invoices delivered by BST to the CLEC must enable them to provide a degree of billing accuracy comparative to BST bills rendered to retail customers. BST CLECs request adjustments on bills determined to be incorrect. The BellSouth Billing verification process includes manually analyzing a sample of local bills from each bill period. This bill verification process draws from a mix of different customer billing options and types of service. An end-to-end process is performed for new products and services. Internal measurements and controls are maintained on all billing processes.	
Calculation:	
$\text{Invoice Accuracy} = \frac{(\text{Total Billed Revenues during current month}) - (\text{Billing Related Adjustments during current month})}{\text{Total Billed Revenues during current month}} \times 100$	
Report Structure:	
<ul style="list-style-type: none"> CLEC Specific CLEC Aggregate BST Aggregate 	
Level of Disaggregation :	
<ul style="list-style-type: none"> Product / Invoice Type <ul style="list-style-type: none"> ➤ Resale ➤ UNE ➤ Interconnection Geographic Scope <ul style="list-style-type: none"> ➤ Region 	
<u>DATA RETAINED RELATING TO CLEC EXPERIENCE:</u>	<u>DATA RETAINED RELATING TO BST PERFORMANCE:</u>
<ul style="list-style-type: none"> Report Month Invoice Type <ul style="list-style-type: none"> ➤ Total Billed Revenue Billing Related Adjustments 	<ul style="list-style-type: none"> Report Month Invoice Type <ul style="list-style-type: none"> ➤ CRIS ➤ CABS Total Billed Revenue Billing Related Adjustments
Retail Analog/Benchmark	
Retail Analog	

BILLING

Report/Measurement:	
Mean Time to Deliver Invoices	
Definition:	
This measure provides the mean interval for billing invoices	
Exclusions:	
Any invoices rejected due to formatting or content errors.	
Business Rules:	
Measures the mean interval for timeliness of billing records delivered to CLECs in an agreed upon format. CRIS-based invoices are measured in business days, and CABS-based invoices in calendar days.	
Calculation:	
$\text{Mean Time To Deliver Invoices} = \frac{\sum [(\text{Invoice Transmission Date}) - (\text{Close Date of Scheduled Bill Cycle})]}{(\text{Count of Invoices Transmitted in Reporting Period})}$	
Report Structure:	
<ul style="list-style-type: none"> • CLEC Specific • CLEC Aggregate • BST Aggregate 	
Level of Disaggregation:	
<ul style="list-style-type: none"> • Product / Invoice Type <ul style="list-style-type: none"> ➢ Resale ➢ UNE ➢ Interconnection • Geographic Scope <ul style="list-style-type: none"> ➢ Region 	
<u>DATA RETAINED RELATING TO CLEC EXPERIENCE:</u>	<u>DATA RETAINED RELATING TO BST PERFORMANCE:</u>
<ul style="list-style-type: none"> • Report Month • Invoice Type <ul style="list-style-type: none"> ➢ • Invoice Transmission Count • Date of Scheduled Bill Close 	<ul style="list-style-type: none"> • Report Month • Invoice Type <ul style="list-style-type: none"> ➢ CRIS ➢ CABS • Invoice Transmission Count • Date of Scheduled Bill Close
Retail Analog/Benchmark:	
<p>CRIS-based invoices will be released for delivery within six (6) business days CABS-based invoices will be released for delivery within eight (8) calendar days.</p>	

BILLING

Report/Measurement:	
Usage Data Delivery Accuracy	
Definition:	
This measurement captures the percentage of recorded usage and recorded usage data packets transmitted error free and in an agreed upon format to the appropriate CLEC, as well as a parity measurement against BST Data Packet Transmission.	
Exclusions:	
None	
Business Rules:	
The accuracy of usage records delivered by BST to the CLEC must provide CLECs with the opportunity to deliver bills at least as accurate as those delivered by BST.	
Calculations:	
Usage Data Delivery Accuracy = $\Sigma [(Total\ number\ of\ usage\ data\ packs\ sent\ during\ current\ month) - (Total\ number\ of\ usage\ data\ packs\ requiring\ retransmission\ during\ current\ month)] / (Total\ number\ of\ usage\ data\ packs\ sent\ during\ current\ month) \times 100$	
Report Structure:	
<ul style="list-style-type: none"> • CLEC Specific • CLEC Aggregate • BST Aggregate 	
Level of Disaggregation:	
<ul style="list-style-type: none"> • Product / Invoice Type <ul style="list-style-type: none"> ➢ Resale ➢ UNE ➢ Interconnection • Geographic Scope <ul style="list-style-type: none"> ➢ Region 	
<u>DATA RETAINED RELATING TO CLEC EXPERIENCE:</u>	<u>DATA RETAINED RELATING TO BST PERFORMANCE:</u>
<ul style="list-style-type: none"> • Report Month • Record Type <ul style="list-style-type: none"> ➢ BellSouth Recorded ➢ Non BellSouth Recorded 	<ul style="list-style-type: none"> • Report Month • Record Type
Retail Analog/Benchmark:	
Retail Analog	

BILLING

Report/Measurement:	
Usage Data Delivery Completeness	
Definition:	
<p>This measurement provides percentage of complete and accurately recorded usage data (usage recorded by BellSouth and usage recorded by other companies and sent to BST for billing) that is processed and transmitted to the CLEC within thirty (30) days of the message recording date. A parity measure is also provided showing completeness of BST messages processed and transmitted via CMDS. BellSouth delivers its own retail usage from recording location to billing location via CMDS as well as delivering billing data to other companies. Timeliness, Completeness and Mean Time to Deliver Usage measures are reported on the same report.</p>	
Exclusions:	
None	
Business Rules:	
<p>The purpose of these measurements is to demonstrate the level of quality of usage data delivered to the appropriate CLEC. Method of delivery is at the option of the CLEC.</p>	
Calculation:	
<p>Usage Data Delivery Completeness = $\frac{\Sigma(\text{Total number of Recorded usage records delivered during the current month that are within thirty (30) days of the message recording date})}{\Sigma(\text{Total number of Recorded usage records delivered during the current month})} \times 100$</p>	
<u>REPORT STRUCTURE</u>	
<ul style="list-style-type: none"> • CLEC Specific • CLEC Aggregate • BST Aggregate 	
Level of Disaggregation:	
<ul style="list-style-type: none"> ➤ • Geographic Scope <ul style="list-style-type: none"> ➤ Region 	
<u>DATA RETAINED RELATING TO CLEC EXPERIENCE:</u>	<u>DATA RETAINED RELATING TO BST PERFORMANCE:</u>
<ul style="list-style-type: none"> • Report Month • Record Type <ul style="list-style-type: none"> ➤ BellSouth Recorded ➤ Non BellSouth Recorded 	<ul style="list-style-type: none"> • Report Monthly • Record Type
Retail Analog/Benchmark:	
Retail Analog	

BILLING

Report/Measurement:	
Usage Data Delivery Timeliness	
Definition:	
This measurement provides percentage of recorded usage data (usage recorded by BST and usage recorded by other companies and sent to BST for billing) that is delivered to the appropriate CLEC within six (6) calendar days from the receipt of the initial recording. A parity measure is also provided showing timeliness of BST messages processed and transmitted via CMDS. Timeliness, Completeness and Mean Time to Deliver Usage measures are reported on the same report.	
Exclusions:	
None	
Business Rules:	
The purpose of this measurement is to demonstrate the level of timeliness for processing and transmission of usage data delivered to the appropriate CLEC. The usage data will be mechanically transmitted or mailed to the CLEC data processing center once daily. The Timeliness interval of usage recorded by other companies is measured from the date BST receives the records to the date BST distributes to the CLEC. Method of delivery is at the option of the CLEC.	
Calculation:	
Usage Data Delivery Timeliness = $\frac{\Sigma (\text{Total number of usage records sent within six (6) calendar days from initial recording/receipt})}{\Sigma (\text{Total number of usage records sent})} \times 100$	
Report Structure:	
<ul style="list-style-type: none"> • CLEC Aggregate • CLEC Specific • BST Aggregate 	
Level of Disaggregation:	
<ul style="list-style-type: none"> • • Geographic Scope <ul style="list-style-type: none"> ➤ Region 	
<u>DATA RETAINED RELATING TO CLEC EXPERIENCE:</u>	<u>DATA RETAINED RELATING TO BST PERFORMANCE:</u>
<ul style="list-style-type: none"> • Report Month • Record Type <ul style="list-style-type: none"> ➤ BellSouth Recorded ➤ Non-BellSouth Recorded 	<ul style="list-style-type: none"> • Report Monthly • Record Type
Retail Analog/Benchmark:	
Retail Analog	

BILLING

Report/Measurement:	
Mean Time to Deliver Usage	
Definition:	
This measurement provides the average time it takes to deliver Usage Records to a CLEC. A parity measure is also provided showing timeliness of BST messages processed and transmitted via CMDS. Timeliness, Completeness and Mean Time to Deliver Usage measures are reported on the same report.	
Exclusions:	
None	
Business Rules:	
The purpose of this measurement is to demonstrate the average number of days it takes to deliver Usage data to the appropriate CLEC. Usage data is mechanically transmitted or mailed to the CLEC data processing center once daily. Method of delivery is at the option of the CLEC.	
Calculation:	
Mean Time to Deliver Usage = Σ (Record volume X estimated number of days to deliver the Usage Record) / total record volume	
Report Structure:	
<ul style="list-style-type: none"> • CLEC Aggregate • CLEC Specific • BST Aggregate 	
Level of Disaggregation:	
<ul style="list-style-type: none"> • • Geographic Scope <ul style="list-style-type: none"> ➤ Region 	
<u>DATA RETAINED RELATING TO CLEC EXPERIENCE:</u>	<u>DATA RETAINED RELATING TO BST PERFORMANCE:</u>
<ul style="list-style-type: none"> • Report Month • Record Type <ul style="list-style-type: none"> ➤ BellSouth Recorded ➤ Non-BellSouth Recorded 	<ul style="list-style-type: none"> • Report Monthly • Record Type
Retail Analog/Benchmark:	
Retail Analog	

OPERATOR SERVICES AND DIRECTORY ASSISTANCE

Report/Measurement:
Speed to Answer Performance/Average Speed to Answer – Toll
Definition:
Measurement of the average time in seconds calls wait before answered by a toll operator.
Exclusions:
Calls abandoned by customers are not reflected in the average speed to answer but are reflected in the conversion tables where the percent answered within “X” seconds is determined.
Business Rules:
The call waiting measurement scan starts when the customer enters the queue and ends when a BST representative answers the call. The average speed to answer is determined by measuring and accumulating the seconds of wait time from the entry of a customer into the BST call management system queue until the customer is transferred to a BST representative. No distinction is made between CLEC customers and BST customers.
Calculation:
The Average Speed to Answer for toll is calculated by using data from monthly system measurement reports taken from the centralized call routing switches. The “total call waiting seconds” is a sub-component of this measure which BST systems calculate by monitoring the number of calls in queue throughout the day multiplied by the time (in seconds) between monitoring events. The “total calls served” is the other sub-component of this measure, which BST systems record as the total number of calls handled by Operator Services toll centers. Since calls abandoned are not reflected in the calculation, the percent answered within the required timeframe is determined by using conversion tables with input for the abandonment rate.
Report Structure:
Reported for the aggregate of BST and CLECs <ul style="list-style-type: none"> • State
Level of Disaggregation:
None
<u>DATA RETAINED (ON AGGREGATE BASIS)</u>
For the items below, BST’s Performance Measurement Analysis Platform (PMAP) receives a final computation; therefore, no raw data file is available in PMAP. <ul style="list-style-type: none"> • Month • Call Type (Toll) • Average Speed of Answer
Retail Analog/Benchmark
Parity by Design

OPERATOR SERVICES AND DIRECTORY ASSISTANCE

Report/Measurement:
Speed to Answer Performance/Percent Answered within “X” Seconds – Toll
Definition:
Measurement of the percent of toll calls that are answered in less than “X” seconds. The number of seconds represented by “X” is thirty, except where a different regulatory benchmark has been set against the Average Speed to Answer by a State Commission.
Exclusions:
Calls abandoned by customers are not reflected in the average speed to answer but are reflected in the conversion tables where the percent answered within “X” seconds is determined.
Business Rules:
The call waiting measurement scan starts when the customer enters the queue and ends when a BST representative answers the call. The average speed to answer is determined by measuring and accumulating the seconds of wait time from the entry of a customer into the BST call management system queue until the customer is transferred to a BST representative. No distinction is made between CLEC customers and BST customers.
Calculation:
The Percent Answered within “X” Seconds measurement for toll is derived by using the BellCore Statistical Answer Conversion Tables, to convert the Average Speed to Answer measure into a percent of calls answered within “X” seconds. The BellCore Conversion Tables are specific to the defined parameters of work time, number of operators, max queue size and call abandonment rates.
Report Structure:
Reported for the aggregate of BST and CLECs
<ul style="list-style-type: none"> • State
Level of Disaggregation:
None
<u>DATA RETAINED (ON AGGREGATE BASIS)</u>
For the items below, BST’s Performance Measurement Analysis Platform (PMAP) receives a final computation; therefore, no raw data file is available in PMAP.
<ul style="list-style-type: none"> • Month • Call Type (Toll) • Average Speed of Answer
Retail Analog/Benchmark
Parity by Design

OPERATOR SERVICES AND DIRECTORY ASSISTANCE

Report/Measurement:
Speed to Answer Performance/Average Speed to Answer – Directory Assistance (DA)
Definition:
Measurement of the average time in seconds calls wait before answer by a DA operator.
Exclusions:
Calls abandoned by customers are not reflected in the average speed to answer but are reflected in the conversion tables where the percent answered within “X” seconds is determined.
Business Rules:
The call waiting measurement scan starts when the customer enters the queue and ends when a BST representative answers the call. The average speed to answer is determined by measuring and accumulating the seconds of wait time from the entry of a customer into the BST call management system queue until the customer is transferred to a BST representative. No distinction is made between CLEC customers and BST customers.
Calculation:
The Average Speed to Answer for DA is calculated by using data from monthly system measurement reports taken from the centralized call routing switches. The “total call waiting seconds” is a sub-component of this measure which BST systems calculate by monitoring the number of calls in queue throughout the day multiplied by the time (in seconds) between monitoring events. The “total calls served” is the other sub-component of this measure, which BST systems record as the total number of calls handled by Operator Services DA centers. Since calls abandoned are not reflected in the calculation, the percent answered within the required timeframe is determined by using conversion tables with input for the abandonment rate.
Report Structure:
Reported for the aggregate of BST and CLECs <ul style="list-style-type: none"> • State
Level of Disaggregation:
None
<u>DATA RETAINED (ON AGGREGATE BASIS)</u>
For the items below, BST’s Performance Measurement Analysis Platform (PMAP) receives a final computation; therefore, no raw data file is available in PMAP. <ul style="list-style-type: none"> • Month • Call Type (DA) • Average Speed of Answer
Retail Analog/Benchmark
Parity by Design

OPERATOR SERVICES AND DIRECTORY ASSISTANCE

Report/Measurement:
Speed to Answer Performance/Percent Answered within “X” Seconds – Directory Assistance (DA)
Definition:
Measurement of the percent of DA calls that are answered in less than “X” seconds. The number of seconds represented by “X” is twenty, except where a different regulatory benchmark has been set against the Average Speed to Answer by a State Commission.
Exclusions:
Calls abandoned by customers are not reflected in the average speed to answer but are reflected in the conversion tables where the percent answered within “X” seconds is determined.
Business Rules:
The call waiting measurement scan starts when the customer enters the queue and ends when a BST representative answers the call. The average speed to answer is determined by measuring and accumulating the seconds of wait time from the entry of a customer into the BST call management system queue until the customer is transferred to a BST representative. No distinction is made between CLEC customers and BST customers.
Calculation:
The Percent Answered within “X” Seconds measurement for DA is derived by using the BellCore Statistical Answer Conversion Tables, to convert the Average Speed to Answer measure into a percent of calls answered within “X” seconds. The BellCore Conversion Tables are specific to the defined parameters of work time, number of operators, max queue size and call abandonment rates.
Report Structure:
Reported for the aggregate of BST and CLECs <ul style="list-style-type: none"> • State
Level of Disaggregation:
None
<u>DATA RETAINED (ON AGGREGATE BASIS)</u>
For the items below, BST’s Performance Measurement Analysis Platform (PMAP) receives a final computation; therefore, no raw data file is available in PMAP. <ul style="list-style-type: none"> • Month • Call Type (DA) • Average Speed of Answer
Retail Analog/Benchmark
Parity by Design

E911

Report/Measurement:
E911/Timeliness
Definition:
Measures the percentage of batch orders for E911 database updates (to CLEC resale and BST retail records) processed successfully within a 24-hour period.
Exclusions:
<ul style="list-style-type: none"> • Any resale order canceled by a CLEC • Facilities-based CLEC orders
Business Rules:
The 24-hour processing period is calculated based on the date and time processing starts on the batch orders and the date and time processing stops on the batch orders. Mechanical processing starts when SCC (BST's E911 vendor) receives E911 files containing batch orders extracted from BST's Service Order Communication System (SOCS). Processing stops when SCC loads the individual records to the E911 database. No distinctions are made between CLEC resale records and BST retail records.
Calculation:
$\text{E911 Timeliness} = \Sigma (\text{Number of batch orders processed within 24 hours} \div \text{Total number of batch orders submitted}) \times 100$
Report Structure:
Reported for the aggregate of CLEC resale updates and BST retail updates <ul style="list-style-type: none"> • State • Region
Levels of Disaggregation:
None
<u>DATA RETAINED</u>
<ul style="list-style-type: none"> • Report month • Aggregate data
Retail Analog/Benchmark
Parity by Design

E911

Report/Measurement:
E911/Accuracy
Definition:
Measures the individual E911 telephone number (TN) record updates (to CLEC resale and BST retail records) processed successfully for E911 with no errors.
Exclusions:
<ul style="list-style-type: none"> • Any resale order canceled by a CLEC • Facilities-based CLEC orders
Business Rules:
Accuracy is based on the number of records processed without error at the conclusion of the processing cycle. Mechanical processing starts when SCC (BST's E911 vendor) receives E911 files containing telephone number (TN) records extracted from BST's Service Order Communication System (SOCS). No distinctions are made between CLEC resale records and BST retail records.
Calculation:
$\text{E911 Accuracy} = \frac{\Sigma(\text{Number of record individual updates processed with no errors}}{\text{Total number of individual record updates}} \times 100$
Report Structure:
Reported for the aggregate of CLEC resale updates and BST retail updates <ul style="list-style-type: none"> • State • Region
Level of Disaggregation:
None
<u>DATA RETAINED</u>
<ul style="list-style-type: none"> • Report month • Aggregate data
Retail Analog/Benchmark
Parity by Design

E911

Report/Measurement:
E911/Mean Interval
Definition:
Measures the mean interval processing of E911 batch orders (to update CLEC resale and BST retail records).
Exclusions:
<ul style="list-style-type: none"> • Any resale order canceled by a CLEC • Facilities-based CLEC orders
Business Rules:
The processing period is calculated based on the date and time processing starts on the batch orders and the date and time processing stops on the batch orders. Data is posted in 4-hour increments up to and beyond 24 hours. No distinctions are made between CLEC resale records and BST retail records.
Calculation:
$\text{E911 Mean Interval} = \frac{\sum (\text{Date and time of batch order completion} - \text{Date and time of batch order submission})}{\text{(Number of batch orders completed)}}$
Report Structure:
Reported for the aggregate of CLEC resale updates and BST retail updates
<ul style="list-style-type: none"> • State • Region
Level of Disaggregation:
None
DATA RETAINED (ON AGGREGATE BASIS)
<ul style="list-style-type: none"> • Report month • Aggregate data
Retail Analog/Benchmark
Parity by Design

TRUNK GROUP PERFORMANCE

Report/Measurement:	
Trunk Group Service Report	
Definition:	
A report of the percent blocking above the Measured Blocking Threshold (MBT) on all final trunk groups between CLEC Points of Termination and BST end offices or tandems.	
Exclusions:	
<ul style="list-style-type: none"> • Trunk groups for which valid traffic data is not available • High use trunk groups 	
Business Rules:	
Traffic trunking data measurements are validated and processed by the Total Network Data System/Trunking (TNDS/TK), a Telcordia (BellCore) supported application, on an hourly basis for Average Business Days (Monday through Friday). The traffic load sets, including offered load and observed blocking ratio (calls blocked divided by calls attempted), are averaged for a 20 day period, and the busy hour is selected. The busy hour average data for each trunk group is captured for reporting purposes. Although all trunk groups are available for reporting, the report highlight those trunk groups with blocking greater than the Measured Blocking Threshold (MBT) and the number of consecutive monthly reports that the trunk group blocking has exceeded the MBT. The MBT for CTTG is 2% and the MBT for all other trunk groups is 3%.	
Calculation:	
Measured blocking = (Total number of blocked calls) / (Total number of attempted calls) X 100	
Report Structure:	
<ul style="list-style-type: none"> • BST Aggregate <ul style="list-style-type: none"> ➢ CTTG ➢ Local • CLEC Aggregate <ul style="list-style-type: none"> ➢ BST Administered CLEC Trunk ➢ CLEC Administered CLEC Trunk • CLEC Specific <ul style="list-style-type: none"> ➢ BST Administered CLEC Trunk ➢ CLEC Administered CLEC Trunk 	
Level of Disaggregation:	
State	
<u>DATA RETAINED RELATING TO CLEC EXPERIENCE</u>	<u>DATA RETAINED RELATING TO BST EXPERIENCE</u>
<ul style="list-style-type: none"> • Report month • Total trunk groups • Total trunk groups for which data is available • Trunk groups with blocking greater than the MBT • Percent of trunk groups with blocking greater than the MBT 	<ul style="list-style-type: none"> • Report month • Total trunk groups • Total trunk groups for which data is available • Trunk groups with blocking greater than the MBT • Percent of trunk groups with blocking greater than the MBT
Retail Analog/Benchmark:	
Retail Analog	

TRUNK GROUP PERFORMANCE

Report/Measurement:	
Trunk Group Service Detail	
Definition:	
A detailed list of all final trunk groups between CLEC Points of Presence and BST end offices or tandems, and the actual blocking performance when the blocking exceeds the Measured Blocking Threshold (MBT) for the trunk groups.	
Exclusions:	
<ul style="list-style-type: none"> • Trunk groups for which valid traffic data is not available • High use trunk groups 	
Business Rules:	
Traffic trunking data measurements are validated and processed by the Total Network Data System/Trunking (TNDS/TK), a Telcordia (Bellcore) supported application, on an hourly basis for Average Business Days (Monday through Friday). The traffic load sets, including offered load and observed blocking ratio (calls blocked divided by calls attempted), are averaged for a 20 day period, and the busy hour is selected. The busy hour average data for each trunk group is captured for reporting purposes. Although all trunk groups are available for reporting, the report highlight those trunk groups with blocking greater than the Measured Blocking Threshold (MBT) and the number of consecutive monthly reports that the trunk group blocking has exceeded the MBT. The MBT for CTTG is 2% and the MBT for all other trunk groups is 3%.	
Calculation:	
Measured Blocking = (Total number of blocked calls) / (Total number of attempted calls) X 100	
Report Structure:	
<ul style="list-style-type: none"> • BST Specific <ul style="list-style-type: none"> ➢ Traffic Identity ➢ TGSN ➢ Tandem ➢ End Office ➢ Description ➢ Observed Blocking ➢ Busy Hour ➢ Number Trunks ➢ Valid study days ➢ Number reports ➢ Remarks 	<ul style="list-style-type: none"> • CLEC Specific <ul style="list-style-type: none"> ➢ Traffic Identity ➢ TGSN ➢ Tandem ➢ CLEC POT ➢ Description ➢ Observed Blocking ➢ Busy Hour ➢ Number Trunks ➢ Valid study days ➢ Number reports ➢ Remarks
Level of Disaggregation:	
State	
<u>DATA RETAINED RELATING TO CLEC EXPERIENCE</u>	<u>DATA RETAINED RELATING TO BST EXPERIENCE</u>
<ul style="list-style-type: none"> • Report month • Total trunk groups • Total trunk groups for which data is available • Trunk groups with blocking greater than the MBT • Percent of trunk groups with blocking greater than the MBT • Traffic identity, TGSN, end points, description, busy hour, valid study days, number reports 	<ul style="list-style-type: none"> • Report month • Total trunk groups • Total trunk groups for which data is available • Trunk groups with blocking greater than the MBT • Percent of trunk groups with blocking greater than the MBT • Traffic identity, TGSN, end points, description, busy hour, valid study days, number reports
Retail Analog/Benchmark:	
Retail Analog	

COLLOCATION

Report/Measurement:
Collocation/Average Response Time
Definition:
Measures the average time (counted in business days) from the receipt of a complete and accurate collocation application (including receipt of application fees) to the date BellSouth responds in writing.
Exclusions:
<ul style="list-style-type: none"> • Requests to augment previously completed arrangements • Any application cancelled by the CLEC
Business Rules:
The clock starts on the date that BST receives a complete and accurate collocation application accompanied by the appropriate application fee. The clock stops on the date that BST returns a response. The clock will restart upon receipt of changes to the original application request.
Calculation:
Average Response Time = $\Sigma(\text{Request Response Date}) - (\text{Request Submission Date}) / \text{Count of Responses}$ Returned within Reporting Period.
Report Structure:
<ul style="list-style-type: none"> • Individual CLEC (alias) aggregate • Aggregate of all CLECs
Level of Disaggregation:
<ul style="list-style-type: none"> • State, Region and further geographic disaggregation as required by State Commission Order • Virtual • Physical
DATA RETAINED:
<ul style="list-style-type: none"> • Report period • Aggregate data
Retail Analog/Benchmark:
Under development

COLLOCATION

Report/Measurement:
Collocation/Average Arrangement Time
Definition:
Measures the average time (counted in business days) from the receipt of a complete and accurate Bona Fide firm order (including receipt of appropriate fee) to the date BST completes the collocation arrangement.
Exclusions:
<ul style="list-style-type: none"> • Any Bona Fide firm order cancelled by the CLEC • Bona Fide firm orders to augment previously completed arrangements • Time for BST to obtain permits • Time during which the collocation contract is being negotiated
Business Rules:
The clock starts on the date that BST receives a complete and accurate Bona Fide firm order accompanied by the appropriate fee. The clock stops upon submission of the permit request and restarts upon receipt of the approved permit. Changes (affecting the provisioning interval or capital expenditures) that are submitted while provisioning is in progress may alter the completion date. The clock stops on the date that BST completes the collocation arrangement.
Calculation:
Average Arrangement Time = $\Sigma(\text{Date Collocation Arrangement is Complete}) - (\text{Date Order for Collocation Arrangement Submitted}) / \text{Total Number of Collocation Arrangements Completed during Reporting Period.}$
Report Structure:
<ul style="list-style-type: none"> • Individual CLEC (alias) aggregate • Aggregate of all CLECs
Level of Disaggregation:
<ul style="list-style-type: none"> • State, Region and further geographic disaggregation as required by State Commission Order • Virtual • Physical
DATA RETAINED:
<ul style="list-style-type: none"> • Report period • Aggregate data
Retail Analog/Benchmark:
Under development

COLLOCATION

Report/Measurement:
Collocation/Percent of Due Dates Missed
Definition:
Measures the percent of missed due dates for collocation arrangements.
Exclusions:
<ul style="list-style-type: none"> • Any Bona Fide firm order cancelled by the CLEC • Bona Fide firm orders to augment previously completed arrangements • Time for BST to obtain permits • Time during which the collocation contract is being negotiated
Business Rules:
The clock starts on the date that BST receives a complete and accurate Bona Fide firm order accompanied by the appropriate fee. The clock stops on the date that BST completes the collocation arrangement.
Calculation:
$\% \text{ of Due Dates Missed} = \frac{\Sigma (\text{Number of Orders not completed w/i ILEC Committed Due Date during Reporting Period})}{\text{Number of Orders Completed in Reporting Period}} \times 100$
Report Structure:
<ul style="list-style-type: none"> • Individual CLEC (alias) aggregate • Aggregate of all CLECs
Level of Disaggregation:
<ul style="list-style-type: none"> • State, Region and further geographic disaggregation as required by State Commission Order • Virtual • Physical
DATA RETAINED:
<ul style="list-style-type: none"> • Report period • Aggregate data
Retail Analog/Benchmark:
Under development

APPENDIX A: REPORTING SCOPE*

Standard Service Groupings	<p><u>Pre-Order, Ordering</u></p> <ul style="list-style-type: none"> • Resale Residence • Resale Business • Resale Special • Local Interconnection Trunks • UNE • UNE - Loops w/LNP <p><u>Provisioning</u></p> <ul style="list-style-type: none"> • UNE Non-Design • UNE Design • UNE Loops w/LNP • Local Interconnection Trunks • Resale Residence • Resale Business • Resale Design • BST Trunks • BST Residence Retail • BST Business Retail <p><u>Maintenance and Repair</u></p> <ul style="list-style-type: none"> • Local Interconnection Trunks • UNE Non-Design • UNE Design • Resale Residence • Resale Business • BST Interconnection Trunks • BST Residence Retail • BST Business Retail <p><u>Local Interconnection Trunk Group Blockage</u></p> <ul style="list-style-type: none"> • BST CTTG Trunk Groups • CLEC Trunk Groups

Appendix A: Reporting Scope

Standard Service Order Activities	
<p><i>These are the generic BST/CLEC service order activities which are included in the Pre-Ordering, Ordering, and Provisioning sections of this document. It is not meant to indicate specific reporting categories.</i></p>	<ul style="list-style-type: none"> • New Service Installations • Service Migrations Without Changes • Service Migrations With Changes • Move and Change Activities • Service Disconnects (Unless noted otherwise)
<p>Pre-Ordering Query Types:</p> <p>Maintenance Query Types:</p>	<ul style="list-style-type: none"> • Address • Telephone Number • Appointment Scheduling • Customer Service Record • Feature Availability
Report Levels	<ul style="list-style-type: none"> • CLEC RESH • CLEC MSA • CLEC State • CLEC Region • Aggregate CLEC State • Aggregate CLEC Region • BST State • BST Region

* Scope is report, data source and system dependent, and, therefore, will differ with each report.

APPENDIX B: GLOSSARY OF ACRONYMS AND TERMS

<u>A</u>	<p>ACD</p> <p>AGGREGATE</p> <p>ASR</p> <p>ATLAS</p> <p>ATLASTN</p> <p>AUTO CLARIFICATION</p>	<p>Automatic Call Distributor - A service that provides status monitoring of agents in a call center and routes high volume incoming telephone calls to available agents while collecting management information on both callers and attendants.</p> <p>Sum total of all items in like category, e.g. CLEC aggregate equals the sum total of all CLECs' data for a given reporting level.</p> <p>Access Service Request - A request for access service terminating delivery of carrier traffic into a Local Exchange Carrier's network.</p> <p>Application for Telephone Number Load Administration System - The BellSouth Operations System used to administer the pool of available telephone numbers and to reserve selected numbers from the pool for use on pending service requests/service orders.</p> <p>ATLAS software contract for Telephone Number</p> <p>The number of LSRs that were electronically rejected from LESOG and electronically returned to the CLEC for correction.</p>
B	<p>BILLING</p> <p>BOCRIS</p> <p>BRC</p> <p>BST</p>	<p>The process and functions by which billing data is collected and by which account information is processed in order to render accurate and timely billing.</p> <p>Business Office Customer Record Information System - A front-end presentation manager used by BellSouth organizations to access the CRIS database.</p> <p>Business Repair Center – The BellSouth Business Systems trouble receipt center which serves large business and CLEC customers.</p> <p>BellSouth Telecommunications, Inc.</p>
C	<p>CKTID</p> <p>CLEC</p> <p>CMDS</p> <p>COFFI</p>	<p>A unique identifier for elements combined in a service configuration</p> <p>Competitive Local Exchange Carrier</p> <p>Centralized Message Distribution System - BellCore administered national system used to transfer specially formatted messages among companies.</p> <p>Central Office Feature File Interface - A BellSouth Operations System database which maintains Universal Service Order Code (USOC) information based on current tariffs.</p>

Appendix B: Glossary of Acronyms and Terms - Continued

C	COFIUSOC	COFFI software contract for feature/service information
	CRIS	Customer Record Information System - The BellSouth proprietary corporate database and billing system for non-access customers and services.
	CRSACCTS	CRIS software contract for CSR information
	CSR	Customer Service Record
	CTTG	Common Transport Trunk Group - Final trunk groups between BST & Independent end offices and the BST access tandems.
D	DESIGN	Design Service is defined as any Special or Plain Old Telephone Service Order which requires BellSouth Design Engineering Activities
	DISPOSITION & CAUSE	Types of trouble conditions, e.g. No Trouble Found, Central Office Equipment, Customer Premises Equipment, etc.
	DLETH	Display Lengthy Trouble History - A history report that gives all activity on a line record for trouble reports in LMOS
	DLR	Detail Line Record - All the basic information maintained on a line record in LMOS, e.g. name, address, facilities, features etc.
	DOE	Direct Order Entry System - An internal BellSouth service order entry system used by BellSouth Service Representatives to input business service orders in BellSouth format.
	DSAP	DOE (Direct Order Entry) Support Application - The BellSouth Operations System which assists a Service Representative or similar carrier agent in negotiating service provisioning commitments for non-designed services and UNEs.
	DSAPDDI	DSAP software contract for schedule information
E	E911	Provides callers access to the applicable emergency services bureau by dialing a 3-digit universal telephone number.
	EDI	Electronic Data Interchange - The computer-to-computer exchange of inter and/or intra company business documents in a public standard format.
F	FATAL REJECT	The number of LSRs that were electronically rejected from LEO, which checks to see if the LSR has all the required fields correctly populated
	FLOW-THROUGH	In the context of this document, LSRs submitted electronically via the CLEC mechanized ordering process that flow through to the BST OSS without manual or human intervention.
	FOC	Firm Order Confirmation - A notification returned to the CLEC confirming that the LSR has been received and accepted, including the specified commitment date.

Appendix B: Glossary of Acronyms and Terms - Continued

G		
H	HAL	“Hands Off” Assignment Logic - Front end access and error resolution logic used in interfacing BellSouth Operations Systems such as ATLAS, BOCRIS, LMOS, PSIMS, RSAG and SOCS.
	HALCRIS	HAL software contract for CSR information
I	ISDN	Integrated Services Digital Network
K		
L	LCSC	Local Carrier Service Center - The BellSouth center which is dedicated to handling CLEC LSRs, ASRs, and Preordering transactions along with associated expedite requests and escalations.
	LEGACY SYSTEM	Term used to refer to BellSouth Operations Support Systems (see OSS)
	LENS	Local Exchange Negotiation System - The BellSouth LAN/web server/OS application developed to provide both preordering and ordering electronic interface functions for CLECs.
	LEO	Local Exchange Ordering - A BellSouth system which accepts the output of EDI, applies edit and formatting checks, and reformats the Local Service Requests in BellSouth Service Order format.
	LESOG	Local Exchange Service Order Generator - A BellSouth system which accepts the service order output of LEO and enters the Service Order into the Service Order Control System using terminal emulation technology.
	LMOS	Loop Maintenance Operations System - A BellSouth Operations System that stores the assignment and selected account information for use by downstream OSS and BellSouth personnel during provisioning and maintenance activities.
	LMOS HOST	LMOS host computer
	LMOSupd	LMOS updates
	LNP	Local Number Portability - In the context of this document, the capability for a subscriber to retain his current telephone number as he transfers to a different local service provider.
	LOOPS	Transmission paths from the central office to the customer premises.
M	MAINTENANCE & REPAIR	The process and function by which trouble reports are passed to BellSouth and by which the related service problems are resolved.
	MARCH	A BellSouth Operations System which accepts service orders, interprets the coding contained in the service order image, and constructs the specific switching system Recent Change command messages for input into end office switches.

Appendix B: Glossary of Acronyms and Terms – Continued

N	NC	“No Circuits” - All circuits busy announcement
O	OASIS	Obtain Availability Services Information System - A BellSouth front-end processor, which acts as an interface between COFFI and RNS. This system takes the USOCs in COFFI and translates them to English for display in RNS.
	OASISBSN	OASIS software contract for feature/service
	OASISCAR	OASIS software contract for feature/service
	OASISLPC	OASIS software contract for feature/service
	OASISMTN	OASIS software contract for feature/service
	OASISNET	OASIS software contract for feature/service
	OASISOCP	OASIS software contract for feature/service
	ORDERING	The process and functions by which resale services or unbundled network elements are ordered from BellSouth as well as the process by which an LSR or ASR is placed with BellSouth.
	OSPCM	Outside Plant Contract Management System - Provides Scheduling Information.
	OSS	Operations Support System - A support system or database which is used to mechanize the flow or performance of work. The term is used to refer to the overall system consisting of hardware complex, computer operating system(s), and application which is used to provide the support functions. Customer has no dial tone and cannot call out.
	OUT OF SERVICE	
P	POTS	Plain Old Telephone Service
	PREDICTOR	The BellSouth Operations system which is used to administer proactive maintenance and rehabilitation activities on outside plant facilities, provide access to selected work groups (e.g. RRC & BRC) to Mechanized Loop Testing and switching system I/O ports, and provide certain information regarding the attributes and capabilities of outside plant facilities.
	PREORDERING	The process and functions by which vital information is obtained, verified, or validated prior to placing a service request.
	PROVISIONING	The process and functions by which necessary work is performed to activate a service requested via an LSR or ASR and to initiate the proper billing and accounting functions.
	PSIMS	Product/Service Inventory Management System - A BellSouth database Operations System which contains availability information on switching system features and capabilities and on BellSouth service availability. This database is used to verify the availability of a feature or service in an NXX prior to making a commitment to the customer.
	PSIMSORB	PSIMS software contract for feature/service

Appendix B: Glossary of Acronyms and Terms – Continued

Q		
R	RNS	Regional Negotiation System - An internal BellSouth service order entry system used by BellSouth Consumer Services to input service orders in BellSouth format.
	RRC	Residence Repair Center - The BellSouth Consumer Services trouble receipt center which serves residential customers.
	RSAG	Regional Street Address Guide - The BellSouth database, which contains street addresses validated to be accurate with state and local governments.
	RSAGADDR	RSAG software contract for address search
	RSAGTN	RSAG software contract for telephone number search
S	SOCS	Service Order Control System - The BellSouth Operations System which routes service order images among BellSouth drop points and BellSouth Operations Systems during the service provisioning process.
	SOIR	Service Order Interface Record - any change effecting activity to a customer account by service order that impacts 911/E911.
T	TAFI	Trouble Analysis Facilitation Interface - The BellSouth Operations System that supports trouble receipt center personnel in taking and handling customer trouble reports.
	TAG	Telecommunications Access Gateway – TAG was designed to provide an electronic interface, or machine-to-machine interface for the bi-directional flow of information between BellSouth’s OSSs and participating CLECs.
	TN	Telephone Number
	TOTAL MANUAL FALLOUT	The number of LSRs which are entered electronically but require manual entering into a service order generator.
U	UNE	Unbundled Network Element
V		
W	WTN	A unique identifier for elements combined in a service configuration
X		
Y		
Z		
Σ		Sum of:

APPENDIX C: BELLSOUTH'S AUDIT POLICY

BELLSOUTH'S AUDIT POLICY:

BellSouth currently provides many CLECs with audit rights as a part of their individual interconnection agreements. However, it is not reasonable for BellSouth to undergo an audit for every CLEC with which it has a contract. As of June 1999, that would equate to over 732 audits per year and that number is continually growing. BellSouth developed a proposed Audit Plan for use by the parties to an audit. If requested by a Public Service Commission, BellSouth will agree to undergo a comprehensive audit of the aggregate level reports for both BellSouth and the CLECs for each of the next five (5) years (2001-2005), to be conducted by an independent third party. The results of that audit will be made available to all the parties subject to proper safeguards to protect proprietary information. This aggregate level audit includes the following specifications:

1. The cost shall be borne 50% by BellSouth and 50% by the CLECs.
2. The independent third party auditor shall be selected with input from BellSouth, the PSC, if applicable, and the CLEC(s).
3. BellSouth, the PSC and the CLECs shall jointly determine the scope of the audit.

BellSouth reserves the right to make changes to this audit policy as growth and changes in the industry dictate.

**AGREEMENT IMPLEMENTATION TEMPLATE (Residence)
for
FRANKFORT PLANT BOARD
BellSouth Standard Interconnection Agreement**

Agreement Effective Date:	Agreement Expiration Date:
Account Manager:	Account Manager Tel No:

Attachment Name/Number	Section Number	Version Date	Planned Activities
Terms/Conditions PartA	1		
	2		
	3		
	4		
	5		
	6		
	7		
	8		
	9		
	10		
	11		
	12		
	13		
	14		
	15		
	16		
	17		
	18		
	19		
	20		
	21		
	22		
	23		
	24		
	25		
	26		
Terms/Conditions Part B			
1-Resale	1		

AGREEMENT IMPLEMENTATION TEMPLATE (Residence)
for
FRANKFORT PLANT BOARD
BellSouth Standard Interconnection Agreement

Attachment Name/Number	Section Number	Version Date	Planned Activities
	2		
	3		
	4		
	5		
	6		
	7		
	8		
	9		
	10		
	11		
	12		
	13		
	Exhibit A		
	Exhibit B		
	Exhibit C		
	Exhibit D		
	Exhibit E		
	Exhibit F		
	Exhibit G		
	Exhibit H		
2-Network Elements & Other Services	1		
	2		
	3		
	4		
	5		
	6		
	7		
	8		
	9		
	10		

**AGREEMENT IMPLEMENTATION TEMPLATE (Residence)
for
FRANKFORT PLANT BOARD
BellSouth Standard Interconnection Agreement**

Attachment Name/Number	Section Number	Version Date	Planned Activities
	11		
	12		
	13		
	14		
	15		
	16		
	17		
	Exhibit A		
	Exhibit B		
	Exhibit C		
3-Local Interconnection	1		
	2		
	3		
	4		
	5		
	6		
	7		
	8		
	Exhibit A		
4-Physical Collocation	1		
	2		
	3		
	4		
	5		
	6		
	7		
	8		
	9		
	10		
	11		
	12		

AGREEMENT IMPLEMENTATION TEMPLATE (Residence)
for
FRANKFORT PLANT BOARD
BellSouth Standard Interconnection Agreement

Attachment Name/Number	Section Number	Version Date	Planned Activities
	13		
	14		
	Exhibit A		
	Exhibit B		
5-Access to Numbers & Number Portability	1		
	2		
	3		
	4		
	5		
	6		
	7		
	8		
	Exhibit A		
6-Ordering/Provisioning	1		
	2		
	3		
7-Billing & Billing Accuracy Certification	1		
	2		
	3		
	4		
	5		
	6		
	7		
	Exhibit A		
8-ROW/Conduits/PoleAtt	1		
9-Perf Measurement	Pre-Ordering		
	Ordering		
	Provisioning		
	Maint/Repair		

AGREEMENT IMPLEMENTATION TEMPLATE (Residence)
for
FRANKFORT PLANT BOARD
BellSouth Standard Interconnection Agreement

Attachment Name/Number	Section Number	Version Date	Planned Activities
	Billing		
	Opr Svcs/DA		
	E911		
	Trunk Grp Perf		
	Collocation		
	Appendix A		
	Appendix B		
	Appendix C		

AGREEMENT IMPLEMENTATION TEMPLATE (Business)
for
FRANKFORT PLANT BOARD
BellSouth Standard Interconnection Agreement

Agreement Effective Date:	Agreement Expiration Date:
Account Manager:	Account Manager Tel No:

Attachment Name	Section No.	Version Date	Planned Activities
Terms/Conditions PartA	1		
	2		
	3		
	4		
	5		
	6		
	7		
	8		
	9		
	10		
	11		
	12		
	13		
	14		
	15		
	16		
	17		
	18		
	19		
	20		
	21		
	22		
	23		
	24		
	25		
	26		
Terms/Conditions Part B			
1-Resale	1		

AGREEMENT IMPLEMENTATION TEMPLATE (Business)
for
FRANKFORT PLANT BOARD
BellSouth Standard Interconnection Agreement

Attachment Name	Section No.	Version Date	Planned Activities
	2		
	3		
	4		
	5		
	6		
	7		
	8		
	9		
	10		
	11		
	12		
	13		
	Exhibit A		
	Exhibit B		
	Exhibit C		
	Exhibit D		
	Exhibit E		
	Exhibit F		
	Exhibit G		
	Exhibit H		
2-Network Elements & Other Services	1		
	2		
	3		
	4		
	5		
	6		
	7		
	8		
	9		
	10		

AGREEMENT IMPLEMENTATION TEMPLATE (Business)
for
FRANKFORT PLANT BOARD
BellSouth Standard Interconnection Agreement

Attachment Name	Section No.	Version Date	Planned Activities
	11		
	12		
	13		
	14		
	15		
	16		
	17		
	Exhibit A		
	Exhibit B		
	Exhibit C		
3-Local Interconnection	1		
	2		
	3		
	4		
	5		
	6		
	7		
	8		
	Exhibit A		
4-Physical Collocation	1		
	2		
	3		
	4		
	5		
	6		
	7		
	8		
	9		
	10		
	11		
	12		

AGREEMENT IMPLEMENTATION TEMPLATE (Business)
for
FRANKFORT PLANT BOARD
BellSouth Standard Interconnection Agreement

Attachment Name	Section No.	Version Date	Planned Activities
	13		
	14		
	Exhibit A		
	Exhibit B		
5-Access to Numbers & Number Portability	1		
	2		
	3		
	4		
	5		
	6		
	7		
	8		
	Exhibit A		
6-Ordering/Provisioning	1		
	2		
	3		
7-Billing & Billing Accuracy Certification	1		
	2		
	3		
	4		
	5		
	6		
	7		
	Exhibit A		
8-ROW/Conduits/PoleAtt	1		
9-Perf Measurement	Pre-Ordering		
	Ordering		
	Provisioning		
	Maint/Repair		

AGREEMENT IMPLEMENTATION TEMPLATE (Business)
for
FRANKFORT PLANT BOARD
BellSouth Standard Interconnection Agreement

Attachment Name	Section No.	Version Date	Planned Activities
	Billing		
	Opr Svcs/DA		
	E911		
	Trunk Grp Perf		
	Collocation		
	Appendix A		
	Appendix B		
	Appendix C		

**AMENDMENT
TO THE
INTERCONNECTION AGREEMENT BETWEEN**

**THE ELECTRIC AND WATER PLANT BOARD OF THE CITY OF FRANKFORT
AND
BELLSOUTH TELECOMMUNICATIONS, INC.
DATED April 10, 2000**

Pursuant to this Amendment, (the "Amendment"), The Electric and Water Plant Board of the City of Frankfort, Kentucky, ("Frankfort Plant Board"), and BellSouth Telecommunications, Inc. ("BellSouth"), hereinafter referred to collectively as the "Parties," hereby agree to amend that certain Interconnection Agreement between the Parties dated April 10, 2000 ("Agreement").

WHEREAS, BellSouth and Frankfort Plant Board entered into the Agreement on April 10, 2000, and;

NOW THEREFORE, in consideration of the mutual provisions contained herein and other good and valuable consideration, the receipt and sufficiency of which are hereby acknowledged, the Parties hereby covenant and agree as follows:

1. The Agreement entered into between BellSouth and Frankfort Plant Board is hereby amended to delete Attachment 2 in its entirety and replace it with a new Attachment 2 which is incorporated herein as Exhibit 1.
2. The Agreement entered into between BellSouth and Frankfort Plant Board is hereby amended to delete Attachment 3 in its entirety and replace it with a new Attachment 3 which is incorporated herein as Exhibit 2.
2. All of the other provisions of the Agreement, dated April 10, 2000, shall remain in full force and effect.
3. Either or both of the Parties is authorized to submit this Amendment to the respective state regulatory authorities for approval subject to Section 252(e) of the Federal Telecommunications Act of 1996.

IN WITNESS WHEREOF, the Parties hereto have caused this Amendment to be executed by their respective duly authorized representatives on the date indicated below.

**Electric and Water Plant Board of the
City of Frankfort, Kentucky**

By: _____ Original on File _____

Name: _____ E. Bruce Dungan _____

Title: _____ Chairman _____

Date: _____ 12-18-01 _____

BellSouth Telecommunications, Inc.

By: _____ Original on File _____

Name: _____ C. W. Boltz _____

Title: _____ Managing Director _____

Date: _____ 1-9-02 _____

**Electric and Water Plant Board of the
City of Frankfort, Kentucky**

By: ___ Original on File _____

Name: ___ James D. Liebman _____

Title: ___ Secretary-Treasurer _____

Date: ___ 12-18-01 _____

EXHIBIT 1

Attachment 2

Network Elements and Other Services

TABLE OF CONTENTS

1 INTRODUCTION..... 3

2 UNBUNDLED LOOPS..... 4

3 HIGH FREQUENCY SPECTRUM NETWORK ELEMENT..... 24

4 LOCAL SWITCHING..... 31

5 UNBUNDLED NETWORK ELEMENT COMBINATIONS..... 38

6 TRANSPORT, CHANNELIZATION AND DARK FIBER..... 44

**7 BELLSOUTH SWITCHED ACCESS (“SWA”) 8XX TOLL FREE DIALING TEN DIGIT
SCREENING SERVICE..... 49**

8 LINE INFORMATION DATABASE (LIDB)..... 49

9 SIGNALING 52

10 OPERATOR SERVICE AND DIRECTORY ASSISTANCE 58

11 AUTOMATIC LOCATION IDENTIFICATION/DATA MANAGEMENT SYSTEM (ALI/DMS)..... 64

12 CALLING NAME (CNAM) DATABASE SERVICE..... 64

**13 SERVICE CREATION ENVIRONMENT AND SERVICE MANAGEMENT SYSTEM (SCE/SMS)
ADVANCED INTELLIGENT NETWORK (AIN) ACCESS 66**

14 BASIC 911 AND E911 66

15 OPERATIONAL SUPPORT SYSTEMS (OSS)..... 67

LIDB Storage Agreement Exhibit A

Rates Exhibit B

ACCESS TO NETWORK ELEMENTS AND OTHER SERVICES

1 Introduction

- 1.1 This Attachment sets forth rates, terms and conditions for Network Elements and combinations of Network Elements that BellSouth agrees to offer to Frankfort Plant Board in accordance with its obligations under Section 251(c)(3) of the Act. Additionally, this Attachment sets forth the rates, terms and conditions for other services BellSouth makes available to Frankfort Plant Board. The price for each Network Element and combination of Network Elements and other services are set forth in Exhibit B of this Agreement. Additionally, the provision of a particular Network Element or service may require Frankfort Plant Board to purchase other Network Elements or services.
- 1.2 For purposes of this Agreement, “Network Element” is defined to mean a facility or equipment Frankfort Plant Board used in the provision of a telecommunications service. For purposes of this Agreement, combinations of Network Elements shall be referred to as “Combinations.”
- 1.3 BellSouth shall, upon request of Frankfort Plant Board, and to the extent technically feasible, provide to Frankfort Plant Board access to its Network Elements for the provision of Frankfort Plant Board’s telecommunications services. If no rate is identified in this Agreement, the rate for the specific service or function will be as set forth in the applicable BellSouth tariff or as negotiated by the Parties upon request by either Party.
- 1.4 Frankfort Plant Board may purchase Network Elements and other services from BellSouth for the purpose of combining such network elements in any manner Frankfort Plant Board chooses to provide telecommunication services to its intended users, including recreating existing BellSouth services. With the exception of the sub-loop Network Elements which are located outside of the central office, BellSouth shall deliver the Network Elements purchased by Frankfort Plant Board to the designated Frankfort Plant Board collocation space.
- 1.5 BellSouth shall comply with the requirements as set forth in the technical references within this Attachment 2.
- 1.6 Rates
- 1.6.1 The prices that Frankfort Plant Board shall pay to BellSouth for Network Elements and Other Services are set forth in Exhibit B to this Attachment. If Frankfort Plant Board purchases a service(s) from a tariff, all terms and conditions and rates as set forth in such tariff shall apply.

- 1.6.2 Rates, terms and conditions for order cancellation charges and Service Date Advancement Charges will apply in accordance with Attachment 6 and are incorporated herein by this reference.
- 1.6.3 If Frankfort Plant Board modifies an order (Order Modification Charge (OMC)) after being sent a Firm Order Confirmation (FOC) from BellSouth, any costs incurred by BellSouth to accommodate the modification will be paid by Frankfort Plant Board in accordance with FCC No. 1 Tariff, Section 5.
- 1.6.4 A one-month minimum billing period shall apply to all UNE conversions or new installations.

2 Unbundled Loops

2.1 General

- 2.1.1 The local loop Network Element (“Loop”) is defined as a transmission facility between a distribution frame (or its equivalent) in BellSouth’s central office and the loop demarcation point at an end-user customer premises, including inside wire owned by BellSouth. The local loop Network Element includes all features, functions, and capabilities of the transmission facilities, including dark fiber and attached electronics (except those used for the provision of advanced services, such as Digital Subscriber Line Access Multiplexers) and line conditioning.
- 2.1.2 The provisioning of a Loop to Frankfort Plant Board’s collocation space will require cross-office cabling and cross-connections within the central office to connect the Loop to a local switch or to other transmission equipment. These cross-connects are separate components, that are not considered a part of the Loop, and thus, have a separate charge.
- 2.1.3 To the extent available within BellSouth’s network at a particular location, BellSouth will offer Loops capable of supporting telecommunications services. If a requested loop type is not available, and cannot be made available through BellSouth’s Unbundled Loop Modification process, then Frankfort Plant Board can use the Special Construction (SC) process to request that BellSouth place facilities in order to meet Frankfort Plant Board’s loop requirements. Standard Loop intervals shall not apply to the SC process.
- 2.1.4 Where facilities are available, BellSouth will install Loops in compliance with BellSouth’s Products and Services Interval Guide available at the website at <http://www.interconnection.bellsouth.com>. For orders of 15 or more Loops, the installation and any applicable Order Coordination as described below will be handled on a project basis, and the intervals will be set by the BellSouth project manager for that order. When Loops require a Service Inquiry (SI) prior to issuing the order to determine if facilities are available, the interval for the SI process is separate from the installation interval.

- 2.1.5 The Loop shall be provided to Frankfort Plant Board in accordance with BellSouth's TR73600 Unbundled Local Loop Technical Specification and applicable industry standard technical references.
- 2.1.6 Frankfort Plant Board may utilize the unbundled Loops to provide any telecommunications service it wishes, so long as such services are consistent with industry standards and BellSouth's TR73600.
- 2.1.7 BellSouth will only provision, maintain and repair the Loops to the standards that are consistent with the type of Loop ordered. In those cases where Frankfort Plant Board has requested that BellSouth modify a Loop so that it no longer meets the technical parameters of the original Loop type (e.g., voice grade, ISDN, ADSL, etc.) the resulting Loop will be maintained as an unbundled copper Loop (UCL), and Frankfort Plant Board shall pay the recurring and non-recurring charges for a UCL. For non-service specific loops (e.g. UCL, Loops modified by Frankfort Plant Board using the Unbundled Loop Modification (ULM) process), BellSouth will only support that the Loop has copper continuity and balanced tip-and-ring.
- 2.1.8 **Loop Testing/Trouble Reporting**
- 2.1.8.1 Frankfort Plant Board will be responsible for testing and isolating troubles on the Loops. Frankfort Plant Board must test and isolate trouble to the BellSouth portion of a designed unbundled loop (e.g., UVL-SL2, UCL-D, etc.) before reporting repair to the UNE Center. At the time of the trouble report, Frankfort Plant Board will be required to provide the results of the Frankfort Plant Board test which indicate a problem on the BellSouth provided loop.
- 2.1.8.2 Once Frankfort Plant Board has isolated a trouble to the BellSouth provided Loop, and had issued a trouble report to BellSouth on the Loop, BellSouth will take the actions necessary to repair the Loop if a trouble actually exists. BellSouth will repair these Loops in the same time frames that BellSouth repairs similarly situated Loops to its end users.
- 2.1.8.3 If Frankfort Plant Board reports a trouble on a non-designed loop (e.g., UVL-SL1, UCL-ND, etc.) and no trouble actually exists, BellSouth will charge Frankfort Plant Board for any dispatching and testing (both inside and outside the CO) required by BellSouth in order to confirm the loop's working status. If Frankfort Plant Board reports trouble on a designed loop and no trouble is found, BellSouth will charge Frankfort Plant Board for any dispatch and testing outside the central office.
- 2.1.9 **Order Coordination and Order Coordination-Time Specific**
- 2.1.9.1 "Order Coordination" (OC) allows BellSouth and Frankfort Plant Board to coordinate the installation of the SL2 Loops, Unbundled Digital Loops (UDL) and other Loops where OC may be purchased as an option, to Frankfort Plant Board's

facilities to limit end user service outage. OC is available when the Loop is provisioned over an existing circuit that is currently providing service to the end user. OC for physical conversions will be scheduled at BellSouth's discretion during normal working hours on the committed due date. OC shall be provided in accordance with the chart set forth below.

- 2.1.9.2 “Order Coordination – Time Specific” (OC-TS) allows Frankfort Plant Board to order a specific time for OC to take place. BellSouth will make every effort to accommodate Frankfort Plant Board's specific conversion time request. However, BellSouth reserves the right to negotiate with Frankfort Plant Board a conversion time based on load and appointment control when necessary. This OC-TS is a chargeable option for all Loops except Unbundled Copper Loops (UCL) and Universal Digital Channel (UDC), and is billed in addition to the OC charge. Frankfort Plant Board may specify a time between 9:00 a.m. and 4:00 p.m. (location time) Monday through Friday (excluding holidays). If Frankfort Plant Board specifies a time outside this window, or selects a time or quantity of Loops that requires BellSouth technicians to work outside normal work hours, overtime charges will apply in addition to the OC and OC-TS charges. Overtime charges will be applied based on the amount of overtime worked and in accordance with the rates established in the Access Services Tariff, Section E13.2, for each state. The OC-TS charges for an order due on the same day at the same location will be applied on a per Local Service Request (LSR) basis.
- 2.1.10 **CLEC to CLEC Conversions for Unbundled Loops**
- 2.1.10.1 The CLEC to CLEC conversion process for unbundled Loops may be used by Frankfort Plant Board when converting an existing unbundled Loop from another CLEC for the same end user. The Loop type being converted must be included in Frankfort Plant Board's Interconnection Agreement before requesting a conversion.
- 2.1.10.2 To utilize the CLEC to CLEC conversion process, the Loop being converted must be the same Loop type with no requested changes to the Loop, must serve the same end user location from the same serving wire center, and must not require an outside dispatch to provision.
- 2.1.10.3 The Loops converted to Frankfort Plant Board pursuant to the CLEC to CLEC conversion process shall be provisioned in the same manner and with the same functionality and options as described in this Attachment for the specific Loop type.

	Order Coordination (OC)	Order Coordination – Time Specific (OC-TS)	Test Points	DLR	Charge for Dispatch and Testing if No Trouble Found
SL-1	Chargeable Option	Chargeable Option	Not available	Chargeable Option – ordered as Engineering Information Document	Charged for Dispatch inside and outside Central Office
UCL-ND	Chargeable Option	Not Available	Not Available	Chargeable Option – ordered as Engineering Information Document	Charged for Dispatch inside and outside Central Office
Unbundled Voice Loops - SL-2 (including 2- and 4-wire UVL)	Included	Chargeable Option	Included	Included	Charged for Dispatch outside Central Office
Unbundled Digital Loop	Included	Chargeable Option (except on Universal Digital Channel)	Included (where appropriate)	Included	Charged for Dispatch outside Central Office
Unbundled Copper Loop	Chargeable in accordance with Section 2	Not available	Included	Included	Charged for Dispatch outside Central Office
For UVL-SL1 & UCLs, Frankfort Plant Board must order & will be billed for both OC & OC-TS if requesting OC-TS.					

2.2 **Unbundled Voice Loops (UVLs)**

2.2.1 BellSouth shall make available the following UVLs:

2.2.1.1 2-wire Analog Voice Grade Loop – SL1 (Non-Designed)

2.2.1.2 2-wire Analog Voice Grade Loop – SL2 (Designed)

2.2.1.3 4-wire Analog Voice Grade Loop (Designed)

2.2.2 Unbundled Voice Loops (UVL) may be provisioned using any type of facility that will support voice grade services. This may include loaded copper, non-loaded copper, digital loop carrier systems, fiber or a combination of any of these facilities. BellSouth, in the normal course of maintaining, repairing, and

configuring its network, may also change the facilities that are used to provide any given voice grade circuit. This change may occur at any time. In these situations, BellSouth will only ensure that the newly provided facility will support voice grade services. BellSouth will not guarantee that Frankfort Plant Board will be able to continue to provide any advanced services over the new facility. BellSouth will offer UVL in two different service levels - Service Level One (SL1) and Service Level Two (SL2).

- 2.2.3 Unbundled Voice Loop - SL1 (UVL-SL1) loops are 2-wire loop start circuits, will be non-designed, and will not have remote access test points. OC will be offered as a chargeable option on SLI loops when reuse of existing facilities has been requested by Frankfort Plant Board. Frankfort Plant Board may also order OC-TS when a specified conversion time is requested. OC-TS is a chargeable option for any coordinated order and is billed in addition to the OC charge. An Engineering Information (EI) document can be ordered as chargeable option. The EI document provides loop make up information which is similar to the information normally provided in a Design Layout Record (DLR). Upon issuance of a non-coordinated order in the service order system, SL1 loops will be activated on the due date in the same manner and time frames that BellSouth normally activates POTS-type loops for its end users.
- 2.2.4 For an additional charge BellSouth will make available Loop Testing so that Frankfort Plant Board may request further testing on UVL-SL1 loops. Loop Testing is available for new and reuse of BellSouth facilities. Rates for Loop Testing are as set forth in Exhibit B of this Attachment.
- 2.2.5 Unbundled Voice Loop – SL2 (UVL-SL2) loops may be 2-wire or 4-wire circuits, shall have remote access test points, and will be designed with a DLR provided to Frankfort Plant Board. SL2 circuits can be provisioned with loop start, ground start or reverse battery signaling. OC is provided as a standard feature on SL2 loops. The OC feature will allow Frankfort Plant Board to coordinate the installation of the loop with the disconnect of an existing customer's service and/or number portability service. In these cases, BellSouth will perform the order conversion with standard order coordination at its discretion during normal work hours.

2.3 **Unbundled Digital Loops**

- 2.3.1 BellSouth will offer Unbundled Digital Loops (UDL). UDLs are service specific, will be designed, will be provisioned with test points (where appropriate), and will come standard with OC and a DLR. The various UDLs are intended to support a specific digital transmission scheme or service.
- 2.3.2 BellSouth shall make available the following UDLs:
- 2.3.2.1 2-wire Unbundled ISDN Digital Loop
- 2.3.2.2 2-wire Universal Digital Channel (IDSL Compatible)

- 2.3.2.3 2-wire Unbundled ADSL Compatible Loop
- 2.3.2.4 2-wire Unbundled HDSL Compatible Loop
- 2.3.2.5 4-wire Unbundled HDSL Compatible Loop
- 2.3.2.6 4-wire Unbundled DS1 Digital Loop
- 2.3.2.7 4-wire Unbundled Digital Loop/DS0 – 64 kbps, 56 kbps and below
- 2.3.2.8 DS3 Loop
- 2.3.2.9 STS-1 Loop
- 2.3.2.10 OC3 Loop
- 2.3.2.11 OC12 Loop
- 2.3.2.12 OC48 Loop
- 2.3.3 2-Wire Unbundled ISDN Digital Loops will be provisioned according to industry standards for 2-Wire Basic Rate ISDN services and will come standard with a test point, OC, and a DLR. Frankfort Plant Board will be responsible for providing BellSouth with a Service Profile Identifier (SPID) associated with a particular ISDN-capable loop and end user. With the SPID, BellSouth will be able to adequately test the circuit and ensure that it properly supports ISDN service. BellSouth will not reconfigure its ISDN-capable loop to support IDSL service.
 - 2.3.3.1 The Universal Digital Channel (UDC) (also known as IDSL-compatible Loop) is intended to be compatible with IDSL service and has the same physical characteristics and transmission specifications as BellSouth's ISDN-capable loop. These specifications are listed in BellSouth's TR73600.
 - 2.3.3.2 The UDC may be provisioned on copper or through a Digital Loop Carrier (DLC) system. When UDC Loops are provisioned using a DLC system, the Loops will be provisioned on time slots that are compatible with data-only services such as IDSL.
- 2.3.4 2-Wire ADSL-Compatible Loop. This is a designed loop that is provisioned according to Revised Resistance Design (RRD) criteria and may be up to 18kft long and may have up to 6kft of bridged tap (inclusive of loop length). The loop is a 2-wire circuit and will come standard with a test point, OC, and a DLR.
- 2.3.5 2-Wire or 4-Wire HDSL-Compatible Loop. This is a designed loop that is provisioned according to Carrier Serving Area (CSA) criteria and may be up to 12kft long and may have up to 2,500 feet of bridged tap (inclusive of loop length). It may be a 2-wire or 4-wire circuit and will come standard with a test point, OC, and a DLR.
- 2.3.6 4-Wire Unbundled DS1 Digital Loop. This is a designed 4-wire loop that is provisioned according to industry standards for DS1 or Primary Rate ISDN services and will come standard with a test point, OC, and a DLR.
- 2.3.7 4-Wire Unbundled Digital/DS0 Loop. These are designed 4-wire loops that may be configured as 64kbps, 56kbps, 19kbps, and other sub-rate speeds associated with digital data services and will come standard with a test point, OC, and a DLR.

- 2.3.8 DS3 Loop. This is a two-point digital transmission path, which provides for simultaneous two-way transmission of serial, bipolar, return-to-zero isochronous digital electrical signals at a transmission rate of 44.736 megabits per second (Mbps) that is dedicated to the use of the ordering CLEC in its provisioning of local exchange and associated exchange access services. It may provide transport for twenty-eight (28) DS1 channels, each of which provides the digital equivalent of twenty-four analog voice grade channels. The interface to unbundled dedicated DS3 transport is a metallic-based electrical interface.
- 2.3.9 STS-1 Loop. This is a high-capacity digital transmission path with SONET VT1.5 mapping that is dedicated for the use of the ordering customer for the purpose of provisioning local exchange and associated exchange access services. It is a two-point digital transmission path, which provides for simultaneous two-way transmission of serial bipolar return-to-zero synchronous digital electrical signals at a transmission rate of 51.84 megabits per second (Mbps). It may provide transport for twenty-eight (28) DS1 channels, each of which provides the digital equivalent of twenty-four analog voice grade channels. The interface to unbundled dedicated STS-1 transport is a metallic-based electrical interface.
- 2.3.10 OC3 Loop/OC12 Loop/OC48 Loop. These are optical two-point transmission paths that are dedicated to the use of the ordering CLEC in its provisioning of local exchange and associated exchange access services. The physical interface for all optical transport is optical fiber. This interface standard allows for transport of many different digital signals using a basic building block or base transmission rate of 51.84 megabits per second (Mbps). Higher rates are direct multiples of the base rate. The following rates are applicable: OC-3 - 155.52 Mbps; OC12 - 622.08 Mbps; and OC-48 - 2488 Mbps.
- 2.3.11 DS3 and above services come with a test point and a DLR. Mileage is airline miles, rounded up and a minimum of one mile applies. BellSouth TR 73501 LightGate[®] Service Interface and Performance Specifications, Issue D, June 1995 applies to DS3 and above services.
- 2.4 **Unbundled Copper Loops (UCL)**
- 2.4.1 BellSouth shall make available Unbundled Copper Loops (UCLs). The UCL is a copper twisted pair Loop that is unencumbered by any intervening equipment (e.g., filters, load coils, range extenders, digital loop carrier, or repeaters) and is not intended to support any particular telecommunications service. The UCL will be offered in two types – Designed and Non-Designed.
- 2.4.2 **Unbundled Copper Loop – Designed (UCL-D)**
- 2.4.2.1 The UCL-D will be provisioned as a dry copper twisted pair loop that is unencumbered by any intervening equipment (e.g., filters, load coils, range

extenders, digital loop carrier, or repeaters). The UCL-D will be offered in two versions - Short and Long.

2.4.2.2 A short UCL-D (18kft or less) is provisioned according to Resistance Design parameters, may have up to 6kft of bridged tap and will have up to 1300 ohms of resistance.

2.4.2.3 The long UCL-D (beyond 18kft) is provisioned as a dry copper twisted pair longer than 18kft and may have up to 12kft of bridged tap and up to 2800 ohms of resistance.

2.4.2.4 The UCL-D is a designed circuit, is provisioned with a test point and comes standard with a DLR. OC is required on UCLs where a reuse of existing facilities has been requested by Frankfort Plant Board.

2.4.2.5 These loops are not intended to support any particular services and may be utilized by Frankfort Plant Board to provide a wide-range of telecommunications services so long as those services do not adversely affect BellSouth's network. This facility will include a Network Interface Device (NID) at the customer's location for the purpose of connecting the loop to the customer's inside wire.

2.4.2.6 BellSouth will make available the following UCL-Ds:

2.4.2.6.1 2-Wire UCL-D/short

2.4.2.6.2 2-Wire UCL-D/long

2.4.2.6.3 4-Wire UCL-D/short

2.4.2.6.4 4-Wire UCL-D/long

2.4.3 **Unbundled Copper Loop – Non-Designed (UCL-ND)**

2.4.3.1 The UCL-ND is provisioned as a dedicated 2-wire metallic transmission facility from BellSouth's Main Distribution Frame to a customer's premises (including the NID). The UCL-ND will be a "dry copper" facility in that it will not have any intervening equipment such as load coils, repeaters, or digital access main lines ("DAMLs"), and may have up to 6kft of bridged tap between the end user's premises and the serving wire center. The UCL-ND typically will be 1300 Ohms resistance and in most cases will not exceed 18kft in length, although the UCL-ND will not have a specific length limitation. For loops less than 18kft and with less than 1300 Ohms resistance, the loop will provide a voice grade transmission channel suitable for loop start signaling and the transport of analog voice grade signals. The UCL-ND will not be designed and will not be provisioned with either a DLR or a test point.

2.4.3.2 The UCL-ND facilities may be mechanically assigned using BellSouth's assignment systems. Therefore, the Loop Make Up process is not required to order and provision the UCL-ND. However, Frankfort Plant Board can request Loop Make Up for which additional charges would apply.

- 2.4.3.3 At an additional charge, BellSouth also will make available Loop Testing so that Frankfort Plant Board may request further testing on the UCL-ND. Rates for Loop Testing are as set forth in Exhibit B of this Attachment.
- 2.4.3.4 UCL-ND loops are not intended to support any particular service and may be utilized by Frankfort Plant Board to provide a wide-range of telecommunications services so long as those services do not adversely affect BellSouth's network. The UCL-ND will include a Network Interface Device (NID) at the customer's location for the purpose of connecting the loop to the customer's inside wire.
- 2.4.3.5 OC will be provided as a chargeable option and may be utilized when the UCL-ND provisioning is associated with the reuse of BellSouth facilities. OC-TS does not apply to this product.
- 2.4.3.6 Frankfort Plant Board may use BellSouth's Unbundled Loop Modification (ULM) offering to remove bridged tap and/or load coils from any loop within the BellSouth network. Therefore, some loops that would not qualify as UCL-ND could be transformed into loops that do qualify, using the ULM process.
- 2.5 **Unbundled Loop Modifications (Line Conditioning)**
- 2.5.1 Line Conditioning is defined as the removal from the Loop of any devices that may diminish the capability of the Loop to deliver high-speed switched wireline telecommunications capability, including xDSL service. Such devices include, but are not limited to, load coils, bridged taps, low pass filters, and range extenders.
- 2.5.2 BellSouth shall condition Loops, as requested by Frankfort Plant Board, whether or not BellSouth offers advanced services to the End User on that Loop.
- 2.5.3 In some instances, Frankfort Plant Board will require access to a copper twisted pair loop unfettered by any intervening equipment (e.g., filters, load coils, range extenders, etc.), so that Frankfort Plant Board can use the loop for a variety of services by attaching appropriate terminal equipment at the ends. Frankfort Plant Board will determine the type of service that will be provided over the loop. BellSouth's Unbundled Loop Modifications (ULM) process will be used to determine the costs and feasibility of conditioning the loops as requested. Rates for ULM are as set forth in Exhibit B of this Attachment.
- 2.5.4 In those cases where Frankfort Plant Board has requested that BellSouth modify a Loop so that it no longer meets the technical parameters of the original Loop type (e.g., voice grade, ISDN, ADSL, etc.) the resulting modified Loop will be ordered and maintained as a UCL.
- 2.5.5 The ULM offering provides the following elements: 1) removal of devices on 2-wire or 4-wire Loops equal to or less than 18kft; 2) removal of devices on 2-wire or 4-wire Loops longer than 18kft; and 3) removal of bridged taps on loops of any length.

2.5.6 Frankfort Plant Board shall request Loop make up information pursuant to this Attachment prior to submitting a service inquiry and/or a LSR for the Loop type that Frankfort Plant Board desires BellSouth to condition.

2.6 **Loop Provisioning Involving Integrated Digital Loop Carriers**

2.6.1 Where Frankfort Plant Board has requested an Unbundled Loop and BellSouth uses Integrated Digital Loop Carrier (IDLC) systems to provide the local service to the end user and BellSouth has a suitable alternate facility available, BellSouth will make such alternative facilities available to Frankfort Plant Board. If a suitable alternative facility is not available, then to the extent it is technically feasible, BellSouth will make alternative arrangements available to Frankfort Plant Board (e.g. hairpinning).

2.6.2 BellSouth will select one of the following arrangements:

1. Roll the circuit(s) from the IDLC to any spare copper that exists to the customer premises.
2. Roll the circuit(s) from the IDLC to an existing DLC that is not integrated.
3. If capacity exists, provide "side-door" porting through the switch.
4. If capacity exists, provide "DACS-door" porting (if the IDLC routes through a DACS prior to integration into the switch).

2.6.3 Arrangements 3 and 4 above require the use of a designed circuit. Therefore, non-designed loops such as the SL1 voice grade and UCL-ND may not be ordered in these cases.

2.6.4 If no alternate facility is available, BellSouth will utilize its Special Construction (SC) process to determine the additional costs required to provision the loop facilities. Frankfort Plant Board will then have the option of paying the one-time SC rates to place the loop.

2.7 **Network Interface Device (NID)**

2.7.1 The NID is defined as any means of interconnection of end-user customer premises wiring to BellSouth's distribution plant, such as a cross-connect device used for that purpose. The NID is a single-line termination device or that portion of a multiple-line termination device required to terminate a single line or circuit at the premises. The NID features two independent chambers or divisions that separate the service provider's network from the end user's customer-premises wiring. Each chamber or division contains the appropriate connection points or posts to which the service provider and the end user each make their connections. The NID provides a protective ground connection and is capable of terminating cables such as twisted pair cable.

- 2.7.1.1 BellSouth shall permit Frankfort Plant Board to connect Frankfort Plant Board's Loop facilities the end-user's customer-premises wiring through the BellSouth NID or at any other technically feasible point.
- 2.7.2 **Access to NID**
- 2.7.2.1 Frankfort Plant Board may access the end user's customer-premises wiring by any of the following means and Frankfort Plant Board shall not disturb the existing form of electrical protection and shall maintain the physical integrity of the NID:
- 2.7.2.1.1 BellSouth shall allow Frankfort Plant Board to connect its loops directly to BellSouth's multi-line residential NID enclosures that have additional space and are not used by BellSouth or any other telecommunications carriers to provide service to the premises.
- 2.7.2.1.2 Where an adequate length of the end user's customer premises wiring is present and environmental conditions permit, either Party may remove the customer premises wiring from the other Party's NID and connect such wiring to that Party's own NID;
- 2.7.2.1.3 Enter the subscriber access chamber or dual chamber NID enclosures for the purpose of extending a connect divisioned or spliced jumper wire from the customer premises wiring through a suitable "punch-out" hole of such NID enclosures; or
- 2.7.2.1.4 Request BellSouth to make other rearrangements to the end user customer premises wiring terminations or terminal enclosure on a time and materials cost basis.
- 2.7.2.2 In no case shall either Party remove or disconnect the other Party's loop facilities from either Party's NIDs, enclosures, or protectors unless the applicable Commission has expressly permitted the same and the disconnecting Party provides prior notice to the other Party. In such cases, it shall be the responsibility of the Party disconnecting loop facilities to leave undisturbed the existing form of electrical protection and to maintain the physical integrity of the NID. It will be Frankfort Plant Board's responsibility to ensure there is no safety hazard and will hold BellSouth harmless for any liability associated with the removal of the BellSouth loop from the BellSouth NID. Furthermore, it shall be the responsibility of the disconnecting Party, once the other Party's loop has been disconnected from the NID, to reconnect the disconnected loop to a nationally recognized testing laboratory listed station protector, which has been grounded as per Article 800 of the National Electrical Code. If no spare station protector exists in the NID, the disconnected loop must be appropriately cleared, capped and stored.
- 2.7.2.3 In no case shall either Party remove or disconnect ground wires from BellSouth's NIDs, enclosures, or protectors.

- 2.7.2.4 In no case shall either Party remove or disconnect NID modules, protectors, or terminals from BellSouth's NID enclosures.
- 2.7.2.5 Due to the wide variety of NID enclosures and outside plant environments, BellSouth will work with Frankfort Plant Board to develop specific procedures to establish the most effective means of implementing this section if the procedures set forth herein do not apply to the NID in question.
- 2.7.3 Technical Requirements
- 2.7.3.1 The NID shall provide an accessible point of interconnection and shall maintain a connection to ground.
- 2.7.3.2 If an existing NID is accessed, it shall be capable of transferring electrical analog or digital signals between the end user's customer premises and the Distribution Media and/or cross connect to Frankfort Plant Board's NID.
- 2.7.3.3 Existing BellSouth NIDS will be provided in "as is" condition. Frankfort Plant Board may request BellSouth do additional work to the NID on a time and material basis. When Frankfort Plant Board deploys its own local loops with respect to multiple-line termination devices, Frankfort Plant Board shall specify the quantity of NIDs connections that it requires within such device.
- 2.8 **Sub-loop Elements**
- 2.8.1 Where facilities permit, BellSouth shall offer access to its Unbundled Sub-Loop (USL) and Unbundled Sub-loop Concentration (USLC) System.
- 2.8.2 **Unbundled Sub-Loop Distribution**
- 2.8.2.1 The unbundled sub-loop distribution facility is a dedicated transmission facility that BellSouth provides from an end user's point of demarcation to a BellSouth cross-connect device. The BellSouth cross-connect device may be located within a remote terminal (RT) or a stand-alone cross-box in the field or in the equipment room of a building. The unbundled sub-loop distribution media is a copper twisted pair that can be provisioned as a 2 Wire or 4 Wire facility. BellSouth will make the following available sub-loop distribution offerings where facilities permit:
- Unbundled Sub-Loop Distribution – Voice Grade
 - Unbundled Copper Sub-Loop
 - Unbundled Sub-Loop Distribution – Intrabuilding Network Cable (aka riser cable)
- 2.8.2.2 Unbundled Sub-Loop Distribution – Voice Grade (USLD-VG) is a sub-loop facility from the cross-box in the field up to and including the point of demarcation, at the end user's premises and may have load coils.

- 2.8.2.3 Unbundled Copper Sub-Loop (UCSL) is a copper facility of any length provided from the cross-box in the field up to and including the end-user's point of demarcation. If available, this facility will not have any intervening equipment such as load coils between the end-user and the cross-box.
- 2.8.2.4 If Frankfort Plant Board requests a UCSL and it is not available, Frankfort Plant Board may request the Sub-Loop facility be modified pursuant to the ULM process request to remove load coils and/or bridged taps. If load coils and/or bridged taps are removed, the facility will be classified as a UCSL.
- 2.8.2.5 Unbundled Sub-Loop Distribution – Intrabuilding Network Cable (USLD-INC) is the distribution facility inside a building or between buildings on the same continuous property which is not separated by a public street or road. USLD-INC includes the facility from the cross-connect device in the building equipment room up to and including the point of demarcation, at the end user's premises.
- 2.8.2.6 BellSouth will install a cross-connect panel in the building equipment room for the purpose of accessing USLD-INC pairs from a building equipment room. The cross-connect panel will function as a single point of interconnection (SPOI) for USLD-INC and will be accessible by multiple carriers as space permits. BellSouth will place cross-connect blocks in 25-pair increments for Frankfort Plant Board's use on this cross-connect panel. Frankfort Plant Board will be responsible for connecting its facilities to the 25-pair cross-connect block(s).
- 2.8.2.7 Unbundled Sub-Loop distribution facilities shall support functions associated with provisioning, maintenance and testing of the Unbundled Sub-Loop. For access to Voice Grade USLD and UCSL, Frankfort Plant Board shall install a cable to the BellSouth cross-box pursuant to the terms and conditions for physical collocation for remote sites set forth in this Agreement. This cable would be connected by a BellSouth technician within the BellSouth cross-box during the set-up process. Frankfort Plant Board's cable pairs can then be connected to BellSouth's USL within the BellSouth cross-box by the BellSouth technician.
- 2.8.2.8 Through the Service Inquiry (SI) process, BellSouth will determine whether access to Unbundled Sub-Loops at the location requested by Frankfort Plant Board is technically feasible and whether sufficient capacity exists in the cross-box. If existing capacity is sufficient to meet Frankfort Plant Board's request, then BellSouth will perform the site set-up as described in Section 2.8.2.9. If any work must be done to modify existing BellSouth facilities or add new facilities (other than adding the cross-connect panel in a building equipment room as noted in Section 2.8.2.9) to accommodate Frankfort Plant Board's request for Unbundled Sub-Loops, Frankfort Plant Board may request BellSouth's Special Construction (SC) process to determine additional costs required to provision the Unbundled Sub-Loops. Frankfort Plant Board will have the option to proceed under the SC process to modify the BellSouth facilities.

- 2.8.2.9 The site set-up must be completed before Frankfort Plant Board can order sub-loop pairs. For the site set-up in a BellSouth cross-connect box in the field, BellSouth will perform the necessary work to splice Frankfort Plant Board's cable into the cross-connect box. For the site set-up inside a building equipment room, BellSouth will perform the necessary work to install the cross-connect panel and the connecting block(s) that will be used to provide access to the requested USLs.
- 2.8.2.10 Once the site set-up is complete, Frankfort Plant Board will request sub-loop pairs through submission of a LSR form to the Local Carrier Service Center (LCSC). OC is required with USL pair provisioning when Frankfort Plant Board requests reuse of an existing facility and is in addition to the USL pair rate. For expedite requests by Frankfort Plant Board for sub-loop pairs, expedite charges will apply for intervals less than 5 days.
- 2.8.2.11 Unbundled Sub-Loops will be provided in accordance with technical reference TR73600.
- 2.8.3 **Unbundled Network Terminating Wire (UNTW)**
- 2.8.3.1 Unbundled Network Terminating Wire (UNTW) is unshielded twisted copper wiring that is used to extend circuits from an intra-building network cable terminal or from a building entrance terminal to an individual customer's point of demarcation. It is the final portion of the Loop which, in multi-subscriber configurations, represents the point at which the network branches out to serve individual subscribers.
- 2.8.3.2 This element will be provided in Multi-Dwelling Units (MDUs) and/or Multi-Tenants Units (MTUs) where BellSouth owns wiring all the way to the end-users premises. BellSouth will not provide this element in those locations where the property owner provides its own wiring to the end-user's premises, where a third party owns the wiring to the end-user's premises or where the property owner will not allow BellSouth to place its facilities to the end user.
- 2.8.3.3 Requirements
- 2.8.3.3.1 On a multi-unit premises, upon request of the other Party ("Requesting Party"), the Party owning the network terminating wire will provide access to UNTW pairs on an Access Terminal that is suitable for use by multiple carriers at each Garden Terminal or Wiring Closet.
- 2.8.3.3.2 The Provisioning Party shall not be required to install new or additional NTW beyond existing NTW to provision the services of the Requesting Party.
- 2.8.3.3.3 Upon receipt of the UNTW Service Inquiry (SI) requesting access to the Provisioning Party's UNTW pairs at a multi-unit premise, representatives of both Parties will participate in a meeting at the site of the requested access. The purpose of the site visit will include discussion of the procedures for installation

and location of the Access Terminals. By request of the Requesting Party, an Access Terminal will be installed either adjacent to each Provisioning Party's Garden Terminal or inside each Wiring Closet. Requesting Party will deliver and connect its central office facilities to the UNTW pairs within the Access Terminal. Requesting Party may access any available pair on an Access Terminal. A pair is available when a pair is not being utilized to provide service or where the end user has requested a change in its local service provider to the Requesting Party. Prior to connecting Requesting Party's service on a pair previously used by Provisioning Party, Requesting Party is responsible for ensuring the end-user is no longer using Provisioning Party's service or another CLEC's service before accessing UNTW pairs.

- 2.8.3.3.4 Access Terminal installation intervals will be established on an individual case basis.
- 2.8.3.3.5 Requesting Party is responsible for obtaining the property owner's permission for Provisioning Party to install an Access Terminal(s) on behalf of the Requesting Party. The submission of the SI by the Requesting Party will serve as certification by the Requesting Party that such permission has been obtained. If the property owner objects to Access Terminal installations that are in progress or subsequent to completion and demands removal of Access Terminals, Requesting Party will be responsible for costs associated with removing Access Terminals and restoring property to its original state prior to Access Terminals being installed.
- 2.8.3.3.6 The Requesting Party shall indemnify and hold harmless the Provisioning Party against any claims of any kind that may arise out of the Requesting Party's failure to obtain the property owner's permission. Requesting Party will be billed for non-recurring and recurring charges for accessing UNTW pairs at the time the Requesting Party activates the pair(s). The Requesting Party will notify the Provisioning Party each time it activates UNTW pairs using the LSR form.
- 2.8.3.3.7 Requesting Party will isolate and report troubles in the manner specified by the Provisioning Party. Requesting Party must tag the UNTW pair that requires repair. If Provisioning Party dispatches a technician on a reported trouble call and no UNTW trouble is found, Provisioning Party will charge Requesting Party for time spent on the dispatch and testing the UNTW pair(s).
- 2.8.3.3.8 If Requesting Party initiates the Access Terminal installation and the Requesting Party has not activated at least one pair on the Access Terminal installed pursuant to Requesting Party's request for an Access Terminal within 6 months of installation of the Access Terminal, Provisioning Party will bill Requesting Party a non-recurring charge equal to the actual cost of provisioning the Access Terminal.
- 2.8.3.3.9 If Provisioning Party determines that Requesting Party is using the UNTW pairs without reporting the activation of the pairs, the following charges shall apply:

- 2.8.3.3.9.1 If Requesting Party issued a LSR to disconnect an end-user from Provisioning Party in order to use a UNTW pair, Requesting Party will be billed for the use of the pair back to the disconnect order date.
- 2.8.3.3.9.2 If Requesting Party activated a UNTW pair on which Provisioning Party was not previously providing service, Requesting Party will be billed for the use of that pair back to the date the end-user began receiving service using that pair. Upon request, Requesting Party will provide copies of its billing record to substantiate such date. If Requesting Party fails to provide such records, then Provisioning Party will bill the Requesting Party back to the date of the Access Terminal installation.
- 2.8.4 **Unbundled Sub-Loop Feeder**
- 2.8.4.1 Unbundled Sub-Loop Feeder (USLF) provides connectivity between BellSouth's central office and cross-box (or other access point) that serves an end user location.
- 2.8.4.2 USLF utilized for voice traffic can be configured as 2-wire voice (USLF-2W/V) or 4-wire voice (USLF-4W/V).
- 2.8.4.3 USLF utilized for digital traffic can be configured as 2-wire ISDN (USLF-2W/I); 2-wire Copper (USLF-2W/C); 4-wire Copper (USLF-4W/C); 4-wire DS0 level loop (USLF-4W/D0); or 4-wire DS1 and ISDN (USLF-4W/DI).
- 2.8.4.4 USLF will provide access to both the equipment and the features in the BellSouth central office and BellSouth cross box necessary to provide a 2W or 4W communications pathway from the BellSouth central office to the BellSouth cross-box. This element will allow for the connection of Frankfort Plant Board's loop distribution elements onto BellSouth's feeder system.
- 2.8.4.5 Requirements
- 2.8.4.5.1 Frankfort Plant Board will extend a compatible cable to BellSouth's cross-box. BellSouth will connect the cable to a panel inside the BellSouth cross-box to the requested level of feeder element. In those cases when there is no room in the BellSouth cross-box to accommodate the additional cross-connect panels mentioned above, BellSouth will utilize its Special Construction (SC) process to determine the costs to provide the sub-loop feeder element to Frankfort Plant Board. Frankfort Plant Board will then have the option of paying the SC charges or canceling the order.
- 2.8.4.5.2 USLF will be a designed circuit and BellSouth will provide a DLR for this element.

- 2.8.4.5.3 BellSouth will provide USLF elements in accordance with applicable industry standards for these types of facilities. Where industry standards do not exist, BellSouth's TR73600 will be used to determine performance parameters.
- 2.8.4.6 Unbundled Sub-Loop Feeder – (USLF DS3 and above)
 - 2.8.4.6.1 USLF DS3 and above provides connectivity between a BellSouth Serving Wire Center (SWC) and the Remote Terminal (RT) associated with that SWC that serves an end user location.
 - 2.8.4.6.2 The sub-loop feeder is intended to be utilized for voice traffic and digital traffic. It can be configured at DS3, STS-1, OC-3, OC-12, or OC-48 transmission capacities.
 - 2.8.4.6.3 The OC-48 Sub-Loop Feeder will consist of four (4) OC12 interfaces.
 - 2.8.4.6.4 Both 2-fiber and 4-fiber-protect applications will be supported for OC-3 level and higher.
- 2.8.4.7 Requirements
 - 2.8.4.7.1 Access in the SWC and RT will be via a Collocation cross-connect.
 - 2.8.4.7.2 USLF DS3 and above will be a designed circuit. BellSouth will provide a DLR for this network element.
 - 2.8.4.7.3 Rates for these services are as set forth in Exhibit B of this Attachment. Mileage is based on airline miles.
 - 2.8.4.7.4 BellSouth will provide USLF DS3 and above elements in accordance with applicable industry standards.
- 2.8.5 **Unbundled Loop Concentration (ULC)**
 - 2.8.5.1 BellSouth will provide to Frankfort Plant Board Unbundled Loop Concentration (ULC). Loop concentration systems in the central office concentrate the signals transmitted over local loops onto a digital loop carrier system. The concentration device is placed inside a BellSouth central office. BellSouth will offer ULC with a TR008 interface or a TR303 interface.
 - 2.8.5.2 ULC will be offered in two system options. System A will allow up to 96 BellSouth loops to be concentrated onto two or more DS1s. The high-speed connection from the concentrator will be at the electrical DS1 level and will connect to Frankfort Plant Board at Frankfort Plant Board's collocation site. System B will allow up to 192 BellSouth loops to be concentrated onto 4 or more DS1s. System A may be upgraded to a System B. A minimum of two DS1s is required for each system (i.e., System A requires two DS1s and System B would

require an additional two DS1s or four in total). All DS1 interfaces will terminate to Frankfort Plant Board's collocation space. ULC service is offered with concentration (2 DS1s for 96 channels) or without concentration (4 DS1s for 96 channels) and with or without protection. A Loop Interface element will be required for each loop that is terminated onto the ULC system.

2.8.6 **Unbundled Sub-Loop Concentration (USLC)**

2.8.6.1 Where facilities permit, Frankfort Plant Board may concentrate its sub-loops onto multiple DS1s back to the BellSouth Central Office.

2.8.6.2 USLC, using the Lucent Series 5 equipment, will be offered in two system options. System A will allow up to 96 of Frankfort Plant Board's sub-loops to be concentrated onto two or more DS1s. System B will allow an additional 96 of Frankfort Plant Board's sub-loops to be concentrated onto two or more additional DS1s. One System A may be supplemented with one System B and they both must be physically located in a single Series 5 dual channel bank. A minimum of two DS1s is required for each system (i.e., System A requires two DS1s and System B would require an additional two DS1s or four in total). The DS1 level facility that connects the Remote Terminal site with the serving wire center is known as a Feeder Interface. All DS1 Feeder Interfaces will terminate to Frankfort Plant Board's demarcation point associated with Frankfort Plant Board's collocation space within the SWC that serves the remote terminal (RT). USLC service is offered with or without concentration and with or without a protection DS1.

2.8.6.3 Frankfort Plant Board is required to deliver its sub-loops to its own cross-box, RT, or other similar device and deliver a single cable to the BellSouth RT. This cable shall be connected, by a BellSouth technician, to a cross-connect panel within the BellSouth RT/cross-box and shall allow Frankfort Plant Board's sub-loops to be placed on the USLC and transported to Frankfort Plant Board's collocation space at a DS1 level.

2.8.7 **Dark Fiber Loop**

2.8.7.1 Dark Fiber Loop is an unused optical transmission facility without attached signal regeneration, multiplexing, aggregation or other electronics that connects two points within BellSouth's network. Dark Fiber Loops may be strands of optical fiber existing in aerial or underground structure. BellSouth will not provide line terminating elements, regeneration or other electronics necessary for Frankfort Plant Board to utilize Dark Fiber Loops.

2.8.7.2 A Dark Fiber Loop is a point to point arrangement from an end user's premises connected via a cross connect to the demarcation point associated with Frankfort Plant Board's collocation space in the end user's serving wire center.

- 2.8.7.3 Dark Fiber Loop rates are differentiated between Local Channel, Interoffice Channel and Local Loop.
- 2.8.7.4 Requirements
- 2.8.7.4.1 BellSouth shall make available Dark Fiber Loop where it exists in BellSouth's network and where, as a result of future building or deployment, it becomes available. Dark Fiber Loop will not be deemed available if: (1) it is used by BellSouth for maintenance and repair purposes; (2) it is designated for use pursuant to a firm order placed by another customer; (3) it is restricted for use by all carriers, including BellSouth, because of transmission problems or because it is scheduled for removal due to documented changes to roads and infrastructure; or (4) BellSouth has plans to use the fiber within a two-year planning period. BellSouth is not required to place the fiber for Dark Fiber Loop if none is available.
- 2.8.7.4.2 If the requested Dark Fiber Loop has any lightwave repeater equipment interspliced to it, BellSouth will remove such equipment at Frankfort Plant Board's request subject to time and materials charges.
- 2.8.7.4.3 Frankfort Plant Board is solely responsible for testing the quality of the Dark Fiber to determine its usability and performance specifications.
- 2.8.7.4.4 BellSouth shall use its commercially reasonable efforts to provide to Frankfort Plant Board information regarding the location, availability and performance of Dark Fiber Loop within ten (10) business days after receiving a Service Inquiry (SI) from Frankfort Plant Board.
- 2.8.7.4.5 If the requested Dark Fiber Loop is available, BellSouth shall use commercially reasonable efforts to provision the Dark Fiber Loop to Frankfort Plant Board within twenty (20) business days after Frankfort Plant Board submits a valid, error free LSR. Provisioning includes identification of appropriate connection points (e.g., Light Guide Interconnection (LGX)) to enable Frankfort Plant Board to connect or splice Frankfort Plant Board provided transmission media (e.g., optical fiber) or equipment to the Dark Fiber Loop.
- 2.9 **Loop Makeup (LMU)**
- 2.9.1 Description of Service
- 2.9.1.1 BellSouth shall make available to Frankfort Plant Board Loop Makeup (LMU) information so that Frankfort Plant Board can make an independent judgment about whether the Loop is capable of supporting the advanced services equipment Frankfort Plant Board intends to install and the services Frankfort Plant Board wishes to provide. This section addresses LMU as a preordering transaction, distinct from Frankfort Plant Board ordering any other service(s). Loop Makeup

Service Inquiries (LMUSI) for preordering loop makeup are likewise unique from other preordering functions with associated SIs as described in this Agreement.

- 2.9.1.2 BellSouth will provide Frankfort Plant Board LMU information consisting of the composition of the loop material (copper/fiber); the existence, location and type of equipment on the Loop, including but not limited to digital loop carrier or other remote concentration devices, feeder/distribution interfaces, bridged taps, load coils, pair-gain devices; the loop length; the wire gauge and electrical parameters.
- 2.9.1.3 BellSouth's LMU information is provided to Frankfort Plant Board as it exists either in BellSouth's databases or in its hard copy facility records. BellSouth does not guarantee accuracy or reliability of the LMU information provided.
- 2.9.1.4 Frankfort Plant Board may choose to use equipment that it deems will enable it to provide a certain type and level of service over a particular BellSouth Loop. The determination shall be made solely by Frankfort Plant Board and BellSouth shall not be liable in any way for the performance of the advanced data services provisioned over said Loop. The specific Loop type (ADSL, HDSL, or otherwise) ordered on the LSR must match the LMU of the loop reserved taking into consideration any requisite line conditioning. The LMU data is provided for informational purposes only and does not guarantee Frankfort Plant Board's ability to provide advanced data services over the ordered loop type. Further, if Frankfort Plant Board orders loops that are not intended to support advanced services (such as UV-SL1, UV-SL2, or ISDN compatible loops) and that are not inventoried as advanced services loops, the LMU information for such loops is subject to change at any time due to modifications and/or upgrades to BellSouth's network. Frankfort Plant Board is fully responsible for any of its service configurations that may differ from BellSouth's technical standard for the loop type ordered.

2.9.2 **Submitting Loop Makeup Service Inquiries**

- 2.9.2.1 Frankfort Plant Board may obtain LMU information by submitting a LMU Service Inquiry (LMUSI) mechanically or manually. Mechanized LMUSIs should be submitted through BellSouth's Operational Support Systems interfaces. After obtaining the Loop information from the mechanized LMUSI process, if Frankfort Plant Board needs further loop information in order to determine loop service capability, Frankfort Plant Board may initiate a separate Manual Service Inquiry for a separate nonrecurring charge as set forth in Exhibit B of this Attachment.
- 2.9.2.2 Manual LMUSIs shall be submitted by electronic mail to BellSouth's Complex Resale Support Group (CRSG)/Account Team utilizing the Preordering Loop Makeup Service Inquiry form. The service interval for the return of a Loop Makeup Manual Service Inquiry is three business days. Manual LMUSIs are not subject to expedite requests. This service interval is distinct from the interval applied to the subsequent service order.

2.9.3 **Loop Reservations**

- 2.9.3.1 For a Mechanized LMUSI, Frankfort Plant Board may reserve up to ten Loop facilities. For a Manual LMUSI, Frankfort Plant Board may reserve up to three Loop facilities.
- 2.9.3.2 Frankfort Plant Board may reserve facilities for up to four (4) business days for each facility requested on a LMUSI from the time the LMU information is returned to Frankfort Plant Board. During and prior to Frankfort Plant Board placing an LSR, the reserved facilities are rendered unavailable to other customers, including BellSouth. If Frankfort Plant Board does not submit an LSR for a UNE service on a reserved facility within the four-day reservation timeframe, the reservation of that spare facility will become invalid and the facility will be released.
- 2.9.3.3 Charges for preordering LMUSI are separate from any charges associated with ordering other services from BellSouth.

2.9.4 **Ordering of Other UNE Services**

- 2.9.4.1 All LSRs issued for reserved facilities shall reference the facility reservation number as provided by BellSouth. Frankfort Plant Board will not be billed any additional LMU charges for the loop ordered on such LSR. If, however, Frankfort Plant Board does not reserve facilities upon an initial LMUSI, Frankfort Plant Board's placement of an order for an advanced data service type facility will incur the appropriate billing charges to include service inquiry and reservation per Exhibit B of this Attachment.
- 2.9.4.2 Where Frankfort Plant Board has reserved multiple Loop facilities on a single reservation, Frankfort Plant Board may not specify which facility shall be provisioned when submitting the LSR. For those occasions, BellSouth will assign to Frankfort Plant Board, subject to availability, a facility that meets the BellSouth technical standards of the BellSouth type Loop as ordered by Frankfort Plant Board. If the ordered Loop type is not available, Frankfort Plant Board may utilize the Unbundled Loop Modification process or the Special Construction process, as applicable, to obtain the Loop type ordered.

3 High Frequency Spectrum Network Element

- 3.1 General
- 3.1.1 BellSouth shall provide Frankfort Plant Board access to the high frequency spectrum of the local loop as an unbundled network element only where BellSouth is the voice service provider to the end user at the rates set forth in this Attachment.

- 3.1.2 The High Frequency Spectrum is defined as the frequency range above the voiceband on a copper loop facility carrying analog circuit-switched voiceband transmissions. Access to the High Frequency Spectrum is intended to allow Frankfort Plant Board the ability to provide Digital Subscriber Line (xDSL) data services to the end user for which BellSouth provides voice services. The High Frequency Spectrum shall be available for any version of xDSL complying with Spectrum Management Class 5 of ANSI T1.417, American National Standard for Telecommunications, Spectrum Management for Loop Transmission Systems. BellSouth will continue to have access to the low frequency portion of the loop spectrum (from 300 Hertz to at least 3000 Hertz, and potentially up to 3400 Hertz, depending on equipment and facilities) for the purposes of providing voice service. Frankfort Plant Board shall only use xDSL technology that is within the PSD mask for Spectrum Management Class 5 as found in the above-mentioned document.
- 3.1.3 Access to the High Frequency Spectrum requires an unloaded, 2-wire copper Loop. An unloaded Loop is a copper Loop with no load coils, low-pass filters, range extenders, DAMLs, or similar devices and minimal bridged taps consistent with ANSI T1.413 and T1.601.
- 3.1.4 BellSouth will provide Loop Modification to Frankfort Plant Board on an existing Loop in accordance with procedures developed in the Line Sharing Collaborative. High Frequency Spectrum (Central Office Based) Unbundled Loop Modification is a separate distinct service from Unbundled Loop Modification set forth in Section 2.5 of this Attachment. Procedures for High Frequency Spectrum (Central Office Based) Unbundled Loop Modification were developed in the Line Sharing Collaborative and may be found posted to the web at <http://www.interconnection.bellsouth.com/html/unes.html>. Nonrecurring rates for this UNE offering may be found in Exhibit B of this Attachment. BellSouth is not required to modify a Loop for access to the High Frequency spectrum if modification of that Loop significantly degrades BellSouth's voice service. If Frankfort Plant Board requests that BellSouth modify a Loop longer than 18kft and such modification significantly degrades the voice services on the Loop, Frankfort Plant Board shall pay for the Loop to be restored to its original state.
- 3.2 **Provisioning of High Frequency Spectrum and Splitter Space**
- 3.2.1 BellSouth will provide Frankfort Plant Board with access to the High Frequency Spectrum as follows:
- 3.2.1.1 To order High Frequency Spectrum on a particular Loop, Frankfort Plant Board must have a Digital Subscriber Line Access Multiplexer (DSLAM) collocated in the central office that serves the end-user of such Loop.
- 3.2.1.2 Frankfort Plant Board may provide its own splitters or may order splitters in a central office once it has installed its DSLAM in that central office. BellSouth will

install splitters within thirty-six (36) calendar days of Frankfort Plant Board's submission of an error free Line Splitter Ordering Document (LSOD) to the BellSouth CRSG.

- 3.2.1.3 Once a splitter is installed on behalf of Frankfort Plant Board in a central office in which Frankfort Plant Board is located, Frankfort Plant Board shall be entitled to order the High Frequency Spectrum on lines served out of that central office. BellSouth will bill and Frankfort Plant Board shall pay the electronic or manual ordering charges as applicable when Frankfort Plant Board orders High Frequency Spectrum for end-user service.
- 3.2.1.4 BellSouth will select, purchase, install, and maintain a central office POTS splitter and provide Frankfort Plant Board access to data ports on the splitter. The splitter will route the High Frequency Spectrum on the circuit to Frankfort Plant Board's xDSL equipment in Frankfort Plant Board's collocation space. At least 30 days before making a change in splitter suppliers, BellSouth will provide Frankfort Plant Board with a carrier notification letter, informing Frankfort Plant Board of change. Frankfort Plant Board shall purchase ports on the splitter in increments of 8 or 24 ports.
- 3.2.1.5 BellSouth will install the splitter in (i) a common area close to Frankfort Plant Board's collocation area, if possible; or (ii) in a BellSouth relay rack as close to Frankfort Plant Board's DS0 termination point as possible. Frankfort Plant Board shall have access to the splitter for test purposes, regardless of where the splitter is placed in the BellSouth premises. For purposes of this section, a common area is defined as an area in the central office in which both Parties have access to a common test access point. A Termination Point is defined as the point of termination for Frankfort Plant Board on the toll main distributing frame in the central office and is not the demarcation point set forth in Attachment 4 of this Agreement. BellSouth will cross-connect the splitter data ports to a specified Frankfort Plant Board DS0 at such time that a Frankfort Plant Board end user's service is established.
- 3.2.1.6 Frankfort Plant Board may at its option purchase, install and maintain central office POTS splitters in its collocation arrangements. Frankfort Plant Board may use such splitters for access to its customers and to provide digital line subscriber services to its customers using the High Frequency Spectrum. Existing Collocation rules and procedures shall apply.
- 3.2.1.7 Any splitters installed by Frankfort Plant Board in its collocation arrangement shall comply with ANSI T1.413, Annex E, or any future ANSI splitter Standards. Frankfort Plant Board may install any splitters that BellSouth deploys or permits to be deployed for itself or any BellSouth affiliate.
- 3.2.1.8 The High Frequency Spectrum shall only be available on Loops on which BellSouth is also providing, and continues to provide, analog voice service directly

to the end user. In the event the end-user terminates its BellSouth provided voice service for any reason, or in the event BellSouth disconnects the end user's voice service pursuant to its tariffs or applicable law, and Frankfort Plant Board desires to continue providing xDSL service on such Loop, Frankfort Plant Board shall be required to purchase a full stand-alone Loop unbundled network element. To the extent commercially practicable, BellSouth shall give Frankfort Plant Board notice in a reasonable time prior to disconnect, which notice shall give Frankfort Plant Board an adequate opportunity to notify BellSouth of its intent to purchase such Loop. In those cases in which BellSouth no longer provides voice service to the end user and Frankfort Plant Board purchases the full stand-alone Loop, Frankfort Plant Board may elect the type of loop it will purchase. Frankfort Plant Board will pay the appropriate recurring and non-recurring rates for such Loop as set forth in Exhibit B to this Attachment. In the event Frankfort Plant Board purchases a voice grade Loop, Frankfort Plant Board acknowledges that such Loop may not remain xDSL compatible.

3.2.1.9 Only one competitive local exchange carrier shall be permitted access to the High Frequency Spectrum of any particular loop.

3.2.2 **Ordering**

3.2.2.1 Frankfort Plant Board shall use BellSouth's Line Splitter Ordering Document (LSOD) to order splitters from BellSouth and to activate and deactivate DS0 Collocation Connecting Facility Assignments (CFA) for use with High Frequency Spectrum.

3.2.2.2 BellSouth will provide Frankfort Plant Board the LSR format to be used when ordering the High Frequency Spectrum.

3.2.2.2.1 BellSouth will provision High Frequency Spectrum in compliance with BellSouth's Products and Services Interval Guide available at the website at <http://www.interconnection.bellsouth.com>.

3.2.2.2.2 BellSouth will provide Frankfort Plant Board access to Preordering Loop Makeup (LMU), in accordance with the terms of this Attachment. BellSouth shall bill and Frankfort Plant Board shall pay the rates for such services, as described in Exhibit B.

3.2.2.2.3 BellSouth shall test the data portion of the loop to ensure the continuity of the wiring for Frankfort Plant Board's data.

3.2.3 **Maintenance and Repair**

3.2.3.1 Frankfort Plant Board shall have access for repair and maintenance purposes, to any loop for which it has access to the High Frequency Spectrum. If Frankfort Plant Board is using a BellSouth owned splitter, Frankfort Plant Board may access the loop at the point where the combined voice and data signal exits the central

office splitter via a bantam test jack. If Frankfort Plant Board provides its own splitter, it may test from the collocation space or the Termination Point.

- 3.2.3.2 BellSouth will be responsible for repairing voice services and the physical line between the network interface device at the customer's premises and the Termination Point. Frankfort Plant Board will be responsible for repairing data services. Each Party will be responsible for maintaining its own equipment.
- 3.2.3.3 Frankfort Plant Board shall inform its end users to direct data problems to Frankfort Plant Board, unless both voice and data services are impaired, in which event the end users should call BellSouth.
- 3.2.3.4 Once a Party has isolated a trouble to the other Party's portion of the loop, the Party isolating the trouble shall notify the end user that the trouble is on the other Party's portion of the Loop.
- 3.2.3.5 Notwithstanding anything else to the contrary in this Agreement, when BellSouth receives a voice trouble and isolates the trouble to the physical collocation arrangement belonging to Frankfort Plant Board, BellSouth will notify Frankfort Plant Board. Frankfort Plant Board will provide no more than two (2) verbal connecting facility assignments (CFA) pair changes to BellSouth in an attempt to resolve the voice trouble. In the event a CFA pair change resolves the voice trouble, Frankfort Plant Board will provide BellSouth an LSR with the new CFA pair information within 24 hours. If the owner of the collocation space fails to resolve the trouble by providing BellSouth with the verbal CFA pair changes, BellSouth may discontinue Frankfort Plant Board's access to the High Frequency Spectrum on such loop. BellSouth will not be responsible for any loss of data as a result of this action.
- 3.2.4 **Line Splitting.**
- 3.2.4.1 **General**
- 3.2.4.1.1 Line Splitting allows a provider of data services (a "Data LEC") and a provider of voice services (a "Voice CLEC") to deliver voice and data service to end users over the same loop. The Voice CLEC and Data LEC may be the same or different carriers. Frankfort Plant Board shall provide BellSouth with a signed Letter of Authorization ("LOA") between it and the Data LEC or Voice CLEC with which it desires to provision Line Splitting services.
- 3.2.4.1.2 The splitter may be provided by the Data LEC, Voice CLEC or BellSouth. When Frankfort Plant Board or its authorized agent owns the splitter, Line Splitting requires the following: a non-designed analog loop from the serving wire center to the NID at the end user's location; a collocation cross connection connecting the loop to the collocation space; a second collocation cross connection from the collocation space connected to a voice port; and a splitter. The loop and port

cannot be a loop and port combination (i.e. UNE-P), but must be individual stand-alone network elements. When BellSouth owns the splitter, Line Splitting requires the following: a non designed analog loop from the serving wire center to the NID at the end user's location with CFA and splitter port assignments, and a collocation cross connection from the collocation space connected to a voice port.

- 3.2.4.1.3 An unloaded 2-wire copper loop must serve the end user. The meet point for the Voice CLEC and the Data LEC is the point of termination on the MDF for the Data LEC's cable and pairs.
- 3.2.4.1.4 End Users currently receiving voice service from a Voice CLEC through a UNE platform (UNE-P) may be converted to Line Splitting arrangements by Frankfort Plant Board or its authorized agent ordering Line Splitting Service. If the CLEC wishes to provide the splitter, the UNE-P arrangement will be converted to a stand-alone UNE loop, a UNE port and two collocation cross connects. If BellSouth owns the splitter, the UNE-P arrangement will be converted to a stand-alone UNE loop, port, and one collocation cross connection.
- 3.2.4.1.5 When end users using High Frequency Spectrum CO Based line sharing service convert to Line Splitting, BellSouth will discontinue billing for the upper spectrum. BellSouth will continue to bill the Data LEC for all associated splitter charges if the Data LEC continues to use a BellSouth splitter. It is the responsibility of Frankfort Plant Board or its authorized agent to determine if the loop is compatible for Line Splitting Service. Frankfort Plant Board or its authorized agent may use the existing loop unless it is not compatible with the Data LEC's data service and Franklin Plant Board or its authorized agent submits an LSR to BellSouth to change the loop.
- 3.2.4.1.6 The foregoing procedures are applicable to migration to Line Splitting Service from a UNE-P arrangement. Where a UNE-P arrangement does not already exist, BellSouth will work cooperatively with CLECs to develop methods and procedures to develop a process whereby a Voice CLEC and a Data LEC may provide services over the same loop.
- 3.2.4.2 **Ordering**
- 3.2.4.2.1 Frankfort Plant Board shall use BellSouth's Line Splitter Ordering Document (LSOD) to order splitters from BellSouth and to activate and deactivate DS0 Collocation Connecting Facility Assignments (CFA) for use with Line Splitting.
- 3.2.4.2.2 BellSouth shall provide Frankfort Plant Board the LSR format to be used when ordering Line Splitting service.

- 3.2.4.2.3 BellSouth will provision Line Splitting service in compliance with BellSouth's Products and Services Interval Guide available at the website at <http://www.interconnection.bellsouth.com>.
- 3.2.4.2.4 BellSouth will provide Frankfort Plant Board access to Preordering Loop Makeup (LMU) in accordance with the terms of this Agreement. BellSouth shall bill and Frankfort Plant Board shall pay the rates for such services as described in Exhibit B.
- 3.2.4.2.5 BellSouth will provide loop modification to Frankfort Plant Board on an existing loop in accordance with procedures developed in the Line Sharing Collaborative. High Frequency Spectrum (CO Based) Unbundled Loop Modification is a separate distinct service from ULM set forth in Section 2.5 of this Attachment. Procedures for High Frequency Spectrum (CO Based) Unbundled Loop Modification may be found on the web at: <HTTP://www.interconnection.bellsouth.com/html/unes.html>. Nonrecurring rates for this UNE offering may be found in Exhibit B of this Attachment.
- 3.2.4.3 **Maintenance**
- 3.2.4.3.1 BellSouth will be responsible for repairing voice services and the physical line between the network interface device at the customer's premises and the Termination Point. Frankfort Plant Board will be responsible for repairing data services. Each Party will be responsible for maintaining its own equipment.
- 3.2.4.3.2 Frankfort Plant Board shall inform its end users to direct data problems to Frankfort Plant Board, unless both voice and data services are impaired, in which event the end users should call BellSouth.
- 3.2.4.3.3 Once a Party has isolated a trouble to the other Party's portion of the loop, the Party isolating the trouble shall notify the end user that the trouble is on the other Party's portion of the Loop.
- 3.2.4.3.4 When BellSouth receives a voice trouble and isolates the trouble to the physical collocation arrangement belonging to owner of the collocation space, BellSouth will notify the owner of the collocation space. The owner of the collocation space will provide no more than two (2) verbal CFA pair changes to BellSouth in an attempt to resolve the voice trouble. In the event the CFA pair is changed, the owner of the collocation space will provide BellSouth an LSR with the new CFA pair information within 24 hours. If the owner of the collocation space fails to resolve the trouble by providing BellSouth with the verbal CFA pair changes, BellSouth may discontinue the owner of the collocation space access to the High Frequency Spectrum on such loop.
- 3.2.4.3.5 If Frankfort Plant Board is not the data provider, Frankfort Plant Board shall indemnify, defend and hold harmless BellSouth from and against any claims,

losses, actions, causes of action, suits, demands, damages, injury, and costs including reasonable attorney fees which arise out of actions related to the data provider.

3.2.5 **Remote Site High Frequency Spectrum**

- 3.2.5.1 Remote Site Line Sharing is being developed by the Line Sharing Collaborative, as described on the BellSouth website at www.interconnection.BellSouth.com. Processes, rates, terms, or conditions for ordering or provisioning of this product have not been finalized. BellSouth and Frankfort Plant Board shall work within the Line Sharing Collaborative to develop the processes, terms, and conditions required to implement Remote Site Line Sharing. Upon finalization of the appropriate and required processes, rates, terms, and conditions, the Parties shall amend the Agreement to incorporate those processes, rates, terms, and conditions.

4 **Local Switching**

- 4.1 BellSouth shall provide non-discriminatory access to local circuit switching capability and local tandem switching capability on an unbundled basis, except as set forth in the Sections below to Frankfort Plant Board for the provision of a telecommunications service. BellSouth shall provide non-discriminatory access to packet switching capability on an unbundled basis to Frankfort Plant Board for the provision of a telecommunications service only in the limited circumstance described below in Section 4.5.

4.2 **Local Circuit Switching Capability, including Tandem Switching Capability**

- 4.2.1 Local circuit switching capability is defined as: (A) line-side facilities, which include, but are not limited to, the connection between a loop termination at a main distribution frame and a switch line card; (B) trunk-side facilities, which include, but are not limited to, the connection between trunk termination at a trunk-side cross-connect panel and a switch trunk card; (C) switching provided by remote switching modules; and (D) all features, functions, and capabilities of the switch, which include, but are not limited to: (1) the basic switching function of connecting lines to lines, line to trunks, trunks to lines, and trunks to trunks, as well as the same basic capabilities made available to BellSouth's customers, such as a telephone number, white page listings, and dial tone; and (2) all other features that the switch is capable of providing, including but not limited to customer calling, customer local area signaling service features, and Centrex, as well as any technically feasible customized routing functions provided by the switch. Any features that are not currently available but are technically feasible through the switch can be requested through the BFR/NBR process.
- 4.2.2 Notwithstanding BellSouth's general duty to unbundle local circuit switching, BellSouth shall not be required to unbundle local circuit switching for Frankfort Plant Board when Frankfort Plant Board serves an end-user with four (4) or more

voice-grade (DS-0) equivalents or lines served by BellSouth in one of the following MSAs: Atlanta, GA; Miami, FL; Orlando, FL; Ft. Lauderdale, FL; Charlotte-Gastonia-Rock Hill, NC; Greensboro-Winston Salem-High Point, NC; Nashville, TN; and New Orleans, LA, and BellSouth has provided non-discriminatory cost based access to the Enhanced Extended Link (EEL) throughout Density Zone 1 as determined by NECA Tariff No. 4 as in effect on January 1, 1999.

- 4.2.3 In the event that Frankfort Plant Board orders local circuit switching for an end user with four (4) or more DS0 equivalent lines within Density Zone 1 in an MSA listed above, BellSouth shall charge Frankfort Plant Board the market based rates in Exhibit B for use of the local circuit switching functionality for the affected facilities.
- 4.2.4 Unbundled Local Switching consists of three separate unbundled elements: Unbundled Ports, End Office Switching Functionality, and End Office Interoffice Trunk Ports.
- 4.2.5 Unbundled Local Switching combined with Common Transport and, if necessary, Tandem Switching provides to Frankfort Plant Board's end user local calling and the ability to presubscribe to a primary carrier for intraLATA and/or to presubscribe to a primary carrier for interLATA toll service.
- 4.2.6 Provided that Frankfort Plant Board purchases unbundled local switching from BellSouth and uses the BellSouth CIC for its end users' LPIC or if a BellSouth local end user selects BellSouth as its LPIC, then the Parties will consider as local any calls originated by an Frankfort Plant Board local end user, or originated by a BellSouth local end user and terminated to an Frankfort Plant Board local end user, where such calls originate and terminate in the same LATA, except for those calls originated and terminated through switched access arrangements (i.e., calls that are transported by a party other than BellSouth). For such calls, BellSouth will charge Frankfort Plant Board the UNE elements for the BellSouth facilities utilized. Neither Party shall bill the other originating or terminating switched access charges for such calls. Intercarrier compensation for local calls between BellSouth and Frankfort Plant Board shall be as described in BellSouth's UNE Local Call Flows set forth on BellSouth's web site.
- 4.2.7 BellSouth shall assess Frankfort Plant Board retroactive charges for UNE transport and switching associated with using the BellSouth LPIC if Frankfort Plant Board has been able to previously select BellSouth as the end user LPIC prior to the option allowing the selection of a BellSouth provided LATA-wide local calling area being offered.
- 4.2.8 Where Frankfort Plant Board purchases unbundled local switching from BellSouth but does not use the BellSouth CIC for its end users' LPIC, BellSouth will consider as local those direct dialed telephone calls that originate from an

Frankfort Plant Board end user and terminate within the basic local calling area or within the extended local calling areas and that are dialed using 7 or 10 digits as defined and specified in Section A3 of BellSouth's GSST. For such local calls, BellSouth will charge Frankfort Plant Board the UNE elements for the BellSouth facilities utilized. Intercarrier compensation for local calls between BellSouth and Frankfort Plant Board shall be as described in BellSouth's UNE Local Call Flows set forth on BellSouth's web site.

4.2.9 For any calls that originate and terminate through switched access arrangements (i.e., calls that are transported by a party other than BellSouth), BellSouth shall bill Frankfort Plant Board the UNE elements for the BellSouth facilities utilized. Each Party may bill the toll provider originating or terminating switched access charges, as appropriate.

4.2.10 Reverse billed toll calls, such as intraLATA 800 calls, calling card calls and third party billed calls, where BellSouth is the carrier shall also be considered as local calls and Frankfort Plant Board shall not bill BellSouth originating or terminating switched access for such calls.

4.2.11 **Unbundled Port Features**

4.2.11.1 Charges for Unbundled Port are as set forth in Exhibit B, and as specified in such exhibit, may or may not include individual features.

4.2.11.2 Where applicable and available, non-switch-based services may be ordered with the Unbundled Port at BellSouth's retail rates.

4.2.11.3 Any features that are not currently available but are technically feasible through the switch can be requested through the BFR/NBR process.

4.2.11.4 BellSouth will provide to Frankfort Plant Board selective routing of calls to a requested Operator System platform pursuant to Section 10 of Attachment 2. Any other routing requests by Frankfort Plant Board will be made pursuant to the BFR/NBR Process as set forth in General Terms and Conditions.

4.2.12 **Provision for Local Switching**

4.2.12.1 BellSouth shall perform routine testing (e.g., Mechanized Loop Tests (MLT) and test calls such as 105, 107 and 108 type calls) and fault isolation on a mutually agreed upon schedule.

4.2.12.2 BellSouth shall control congestion points such as those caused by radio station call-ins, and network routing abnormalities. All traffic shall be restricted in a non-discriminatory manner.

4.2.12.3 BellSouth shall perform manual call trace and permit customer originated call trace. BellSouth shall provide Switching Service Point (SSP) capabilities and

signaling software to interconnect the signaling links destined to the Signaling Transfer Point Switch (STPS). These capabilities shall adhere to the technical specifications set forth in the applicable industry standard technical references.

4.2.12.4 BellSouth shall provide interfaces to adjuncts through Telcordia standard interfaces. These adjuncts can include, but are not limited to, the Service Circuit Node and Automatic Call Distributors. BellSouth shall offer to Frankfort Plant Board all AIN triggers in connection with its SMS/SCE offering.

4.2.12.5 BellSouth shall provide access to SS7 Signaling Network or Multi-Frequency trunking if requested by Frankfort Plant Board.

4.2.13 **Local Switching Interfaces.**

4.2.13.1 Frankfort Plant Board shall order ports and associated interfaces compatible with the services it wishes to provide, as listed in Exhibit B. BellSouth shall provide the following local switching interfaces:

4.2.13.1.1 Standard Tip/Ring interface including loopstart or groundstart, on-hook signaling (e.g., for calling number, calling name and message waiting lamp);

4.2.13.1.2 Coin phone signaling;

4.2.13.1.3 Basic Rate Interface ISDN adhering to appropriate Telcordia Technical Requirements;

4.2.13.1.4 Two-wire analog interface to PBX;

4.2.13.1.5 Four-wire analog interface to PBX;

4.2.13.1.6 Four-wire DS1 interface to PBX or customer provided equipment (e.g. computers and voice response systems);

4.2.13.1.7 Primary Rate ISDN to PBX adhering to ANSI standards Q.931, Q.932 and appropriate Telcordia Technical Requirements;

4.2.13.1.8 Switched Fractional DS1 with capabilities to configure Nx64 channels (where N = 1 to 24); and

4.2.13.1.9 Loops adhering to Telcordia TR-NWT-08 and TR-NWT-303 specifications to interconnect Digital Loop Carriers.

4.3 **Tandem Switching**

4.3.1 The Tandem Switching capability Network Element is defined as: (i) trunk-connect facilities, which include, but are not limited to, the connection between trunk termination at a cross connect panel and switch trunk card; (ii) the basic switch trunk function of connecting trunks to trunks; and (iii) the functions that are

centralized in the Tandem Switches (as distinguished from separate end office switches), including but not limited to call recording, the routing of calls to operator services and signaling conversion features.

4.3.2 Technical Requirements

- 4.3.2.1 Tandem Switching shall have the same capabilities or equivalent capabilities as those described in Telcordia TR-TSY-000540 Issue 2R2, Tandem Supplement, 6/1/90. The requirements for Tandem Switching include, but are not limited to the following:
 - 4.3.2.1.1 Tandem Switching shall provide signaling to establish a tandem connection;
 - 4.3.2.1.2 Tandem Switching will provide screening as jointly agreed to by Frankfort Plant Board and BellSouth;
 - 4.3.2.1.3 Tandem Switching shall provide Advanced Intelligent Network triggers supporting AIN features where such routing is not available from the originating end office switch, to the extent such Tandem switch has such capability;
 - 4.3.2.1.4 Tandem Switching shall provide access to Toll Free number database;
 - 4.3.2.1.5 Tandem Switching shall provide connectivity to PSAPs where 911 solutions are deployed and the tandem is used for 911; and
 - 4.3.2.1.6 Where appropriate, Tandem Switching shall provide connectivity for the purpose of routing transit traffic to and from other carriers.
- 4.3.2.2 BellSouth may perform testing and fault isolation on the underlying switch that is providing Tandem Switching. Such testing shall be testing routinely performed by BellSouth. The results and reports of the testing shall be made available to Frankfort Plant Board.
- 4.3.2.3 BellSouth shall control congestion points and network abnormalities. All traffic will be restricted in a non-discriminatory manner.
- 4.3.2.4 Tandem Switching shall process originating toll-free traffic received from Frankfort Plant Board's local switch.
- 4.3.2.5 In support of AIN triggers and features, Tandem Switching shall provide SSP capabilities when these capabilities are not available from the Local Switching Network Element, to the extent such Tandem Switch has such capability.
- 4.3.3 Upon Frankfort Plant Board's purchase of overflow trunk groups, Tandem Switching shall provide an alternate routing pattern for Frankfort Plant Board's traffic overflowing from direct end office high usage trunk groups.

- 4.4 **AIN Selective Carrier Routing for Operator Services, Directory Assistance and Repair Centers**
- 4.4.1 BellSouth will provide AIN Selective Carrier Routing at the request of Frankfort Plant Board. AIN Selective Carrier Routing will provide Frankfort Plant Board with the capability of routing operator calls, 0+ and 0- and 0+ NPA (LNPA) 555-1212 directory assistance, 1+411 directory assistance and 611 repair center calls to pre-selected destinations.
- 4.4.2 Frankfort Plant Board shall order AIN Selective Carrier Routing through its Account Team. AIN Selective Carrier Routing must first be established regionally and then on a per central office, per state basis.
- 4.4.3 AIN Selective Carrier Routing is not available in DMS 10 switches.
- 4.4.4 Where AIN Selective Carrier Routing is utilized by Frankfort Plant Board, the routing of Frankfort Plant Board's end user calls shall be pursuant to information provided by Frankfort Plant Board and stored in BellSouth's AIN Selective Carrier Routing Service Control Point database. AIN Selective Carrier Routing shall utilize a set of Line Class Codes (LCCs) unique to a basic class of service assigned on an 'as needed' basis. The same LCCs will be assigned in each central office where AIN Selective Carrier Routing is established.
- 4.4.5 Upon ordering of AIN Selective Carrier Routing Regional Service, Frankfort Plant Board shall remit to BellSouth the Regional Service Order non-recurring charges set forth in Exhibit B of this Attachment. There shall be a non-recurring End Office Establishment Charge per office due at the addition of each central office where AIN Selective Carrier Routing will be utilized. Said non-recurring charge shall be as set forth in Exhibit B of this Attachment. For each Frankfort Plant Board end user activated, there shall be a non-recurring End User Establishment charge as set forth in Exhibit B of this Attachment. Frankfort Plant Board shall pay the AIN Selective Carrier Routing Per Query Charge set forth in Exhibit B of this Attachment.
- 4.4.6 This Regional Service Order non-recurring charge will be non-refundable and will be paid with 1/2 due up-front with the submission of all fully completed required forms, including: Regional Selective Carrier Routing (SCR) Order Request-Form A, Central Office AIN Selective Carrier Routing (SCR) Order Request - Form B, AIN_SCR Central Office Identification Form - Form C, AIN_SCR Routing Options Selection Form - Form D, and Routing Combinations Table - Form E. BellSouth has 30 days to respond to Frankfort Plant Board's fully completed firm order as a Regional Service Order. With the delivery of this firm order response to Frankfort Plant Board, BellSouth considers that the delivery schedule of this service commences. The remaining 1/2 of the Regional Service Order payment must be paid when at least 90% of the Central Offices listed on the original order have been turned up for the service.

- 4.4.7 The non-recurring End Office Establishment Charge will be billed to Frankfort Plant Board following BellSouth's normal monthly billing cycle for this type of order.
- 4.4.8 End-User Establishment Orders will not be turned-up until the second payment is received for the Regional Service Order. The non-recurring End-User Establishment Charges will be billed to Frankfort Plant Board following BellSouth's normal monthly billing cycle for this type of order.
- 4.4.9 Additionally, the AIN Selective Carrier Routing Per Query Charge will be billed to Frankfort Plant Board following the normal billing cycle for per query charges.
- 4.4.10 All other network components needed, for example, unbundled switching and unbundled local transport, etc, will be billed per contracted rates.

4.5 **Packet Switching Capability**

- 4.5.1 The packet switching capability network element is defined as the function of routing or forwarding packets, frames, cells or other data units based on address or other routing information contained in the packets, frames, cells or other data units.
- 4.5.2 BellSouth shall be required to provide non-discriminatory access to unbundled packet switching capability only where each of the following conditions are satisfied:
 - 4.5.2.1 BellSouth has deployed digital loop carrier systems, including but not limited to, integrated digital loop carrier or universal digital loop carrier systems; or has deployed any other system in which fiber optic facilities replace copper facilities in the distribution section (e.g., end office to remote terminal, pedestal or environmentally controlled vault);
 - 4.5.2.2 There are no spare copper loops capable of supporting the xDSL services Frankfort Plant Board seeks to offer;
 - 4.5.2.3 BellSouth has not permitted Frankfort Plant Board to deploy a DSLAM at the remote terminal, pedestal or environmentally controlled vault or other interconnection point, nor has Frankfort Plant Board obtained a virtual collocation arrangement at these sub-loop interconnection points as defined by 47 CFR § 51.319 (b); and
 - 4.5.2.4 BellSouth has deployed packet switching capability for its own use.
- 4.5.3 If there is a dispute as to whether BellSouth must provide Packet Switching, such dispute will be resolved according to the dispute resolution process set forth in Section 11 of the General Terms and Conditions of this Agreement, incorporated herein by this reference.

4.6 **Interoffice Transmission Facilities**

- 4.6.1 BellSouth shall provide nondiscriminatory access, in accordance with FCC Rule 51.311 and Section 251(c)(3) of the Act, to interoffice transmission facilities on an unbundled basis to Frankfort Plant Board for the provision of a telecommunications service.

5 **Unbundled Network Element Combinations**

- 5.1 Unbundled Network Element Combinations shall include: 1) Enhanced Extended Links (EELs); 2) Other Non-Switched Transport Combinations; 3) UNE Loop/Special Access Combinations; and 4) UNE Loop/Port Combinations.
- 5.2 For purposes of this Section, references to “Currently Combined” network elements shall mean that such network elements are in fact already combined by BellSouth in the BellSouth network to provide service to a particular end user at a particular location.

5.3 **Enhanced Extended Links (EELs)**

- 5.3.1 Where facilities permit and where necessary to comply with an effective FCC and/or Commission order, or as otherwise mutually agreed by the Parties, BellSouth shall offer access to loop and transport combinations, also known as the Enhanced Extended Link (“EEL”) as defined in Section 5.3.2 below.
- 5.3.2 Subject to Section 5.3.4 below, BellSouth will provide access to the EEL in the combinations set forth in Section 5.3.5 following. Frankfort Plant Board shall provide to BellSouth a letter certifying that Frankfort Plant Board is providing a significant amount of local exchange service (as described in Sections 5.3.7.2, 5.3.7.3, 5.3.7.4, or 5.3.7.5) over such combinations. This offering is intended to provide connectivity from an end user’s location through that end user’s SWC to Frankfort Plant Board’s POP serving wire center. The circuit must be connected to Frankfort Plant Board’s switch for the purpose of provisioning telephone exchange service to Frankfort Plant Board’s end-user customers. The EEL will be connected to Frankfort Plant Board’s facilities in Frankfort Plant Board’s collocation space at the POP SWC, or Frankfort Plant Board may purchase BellSouth’s access facilities between Frankfort Plant Board’s POP and Frankfort Plant Board’s collocation space at the POP SWC.
- 5.3.3 When ordering EEL combinations, Frankfort Plant Board shall provide to BellSouth a letter certifying that Frankfort Plant Board will provide a significant amount of local exchange service over the requested combination, as described in Section 5.3.6 below, and shall indicate under what local usage option Frankfort Plant Board seeks to qualify. Frankfort Plant Board shall be deemed to be providing a significant amount of local exchange service if one of the three (3) options set forth in Sections 5.3.7.2 through 5.3.7.4 is met. BellSouth shall have

the right to audit Frankfort Plant Board's records to verify that Frankfort Plant Board is meeting the applicable local usage requirements. Such audit shall comply with the terms of Section 5.3.7.6 of this Attachment.

5.3.4 BellSouth shall provide EEL combinations to Frankfort Plant Board in Kentucky regardless of whether or not such EELs are Currently Combined.

5.3.5 **EEL Combinations**

- 5.3.5.1 DS1 Interoffice Channel + DS1 Channelization + 2-wire VG Local Loop
- 5.3.5.2 DS1 Interoffice Channel + DS1 Channelization + 4-wire VG Local Loop
- 5.3.5.3 DS1 Interoffice Channel + DS1 Channelization + 2-wire ISDN Local Loop
- 5.3.5.4 DS1 Interoffice Channel + DS1 Channelization + 4-wire 56 kbps Local Loop
- 5.3.5.5 DS1 Interoffice Channel + DS1 Channelization + 4-wire 64 kbps Local Loop
- 5.3.5.6 DS1 Interoffice Channel + DS1 Local Loop
- 5.3.5.7 DS3 Interoffice Channel + DS3 Local Loop
- 5.3.5.8 STS-1 Interoffice Channel + STS-1 Local Loop
- 5.3.5.9 DS3 Interoffice Channel + DS3 Channelization + DS1 Local Loop
- 5.3.5.10 STS-1 Interoffice Channel + DS3 Channelization + DS1 Local Loop
- 5.3.5.11 2-wire VG Interoffice Channel + 2-wire VG Local Loop
- 5.3.5.12 4-wire VG Interoffice Channel + 4-wire VG Local Loop
- 5.3.5.13 4-wire 56 kbps Interoffice Channel + 4-wire 56 kbps Local Loop
- 5.3.5.14 4-wire 64 kbps Interoffice Channel + 4-wire 64 kbps Local Loop

5.3.6 To order EELs Frankfort Plant Board must meet the requirements in Section 5.3.7.2 or 5.3.7.3.

5.3.7 **Special Access Service Conversions**

5.3.7.1 Frankfort Plant Board may not convert special access services to combinations of loop and transport network elements, whether or not Frankfort Plant Board self-provides its entrance facilities (or obtains entrance facilities from a third party), unless Frankfort Plant Board uses the combination to provide a significant amount of local exchange service, in addition to exchange access service, to a particular customer. To the extent Frankfort Plant Board requests to convert any special access services to combinations of loop and transport network elements at UNE prices, Frankfort Plant Board shall provide to BellSouth a letter certifying that Frankfort Plant Board is providing a significant amount of local exchange service (as described in this Section) over such combinations. The certification letter shall also indicate under what local usage option Frankfort Plant Board seeks to qualify for conversion of special access circuits. Frankfort Plant Board shall be deemed to be providing a significant amount of local exchange service over such combinations if one of the following options is met:

5.3.7.2 Frankfort Plant Board certifies that it is the exclusive provider of an end user's local exchange service. The loop-transport combinations must terminate at Frankfort Plant Board's collocation arrangement in at least one BellSouth central

office. This option does not allow loop-transport combinations to be connected to BellSouth's tariffed services. Under this option, Frankfort Plant Board is the end user's only local service provider, and thus, is providing more than a significant amount of local exchange service. Frankfort Plant Board can then use the loop-transport combinations that serve the end user to carry any type of traffic, including using them to carry 100 percent interstate access traffic; or

- 5.3.7.3 Frankfort Plant Board certifies that it provides local exchange and exchange access service to the end user customer's premises and handles at least one third of the end user customer's local traffic measured as a percent of total end user customer local dialtone lines; and for DS1 circuits and above, at least 50 percent of the activated channels on the loop portion of the loop-transport combination have at least 5 percent local voice traffic individually, and the entire loop facility has at least 10 percent local voice traffic. When a loop-transport combination includes multiplexing, each of the individual DS1 circuits must meet these criteria. The loop-transport combination must terminate at Frankfort Plant Board's collocation arrangement in at least one BellSouth central office. This option does not allow loop-transport combinations to be connected to BellSouth tariffed services; or
- 5.3.7.4 Frankfort Plant Board certifies that at least 50 percent of the activated channels on a circuit are used to provide originating and terminating local dialtone service and at least 50 percent of the traffic on each of these local dialtone channels is local voice traffic, and that the entire loop facility has at least 33 percent local voice traffic. When a loop-transport combination includes multiplexing, each of the individual DS1 circuits must meet these criteria. This option does not allow loop-transport combinations to be connected to BellSouth's tariffed services. Under this option, collocation is not required. Frankfort Plant Board does not need to provide a defined portion of the end user's local service, but the active channels on any loop-transport combination, and the entire facility, must carry the amount of local exchange traffic specified in this option.
- 5.3.7.5 In addition, there may be extraordinary circumstances where Frankfort Plant Board is providing a significant amount of local exchange service, but does not qualify under any of the three options set forth in Section 5.3.7. In such case, Frankfort Plant Board may petition the FCC for a waiver of the local usage options set forth in the June 2, 2000 Order. If a waiver is granted, then upon Frankfort Plant Board's request the Parties shall amend this Agreement to the extent necessary to incorporate the terms of such waiver for such extraordinary circumstance.
- 5.3.7.6 BellSouth may at its sole discretion audit Frankfort Plant Board records in order to verify the type of traffic being transmitted over combinations of loop and transport network elements. The audit shall be conducted by a third party independent auditor, and Frankfort Plant Board shall be given thirty days written notice of scheduled audit. Such audit shall occur no more than one time in a calendar year, unless results of an audit find noncompliance with the significant amount of local

exchange service requirement. In the event of noncompliance, Frankfort Plant Board shall reimburse BellSouth for the cost of the audit. If, based on its audits, BellSouth concludes that Frankfort Plant Board is not providing a significant amount of local exchange traffic over the combinations of loop and transport network elements, BellSouth may file a complaint with the appropriate Commission, pursuant to the dispute resolution process as set forth in the Interconnection Agreement. In the event that BellSouth prevails, BellSouth may convert such combinations of loop and transport network elements to special access services and may seek appropriate retroactive reimbursement from Frankfort Plant Board.

5.3.7.7 Frankfort Plant Board may convert special access circuits to combinations of loop and transport UNEs pursuant to the terms of this Section and subject to the termination provisions in the applicable special access tariffs, if any.

5.3.8 **Rates**

5.3.8.1 Kentucky

5.3.8.1.1 The non-recurring and recurring rates for the EEL Combinations of network elements set forth in 5.3.4, whether Currently Combined or new, are as set forth in Exhibit B of this Attachment.

5.3.8.1.2 For combinations of loop and transport network elements not set forth in Section 5.3.5, where the elements are not Currently Combined but are ordinarily combined in BellSouth's network, the non-recurring and recurring charges for such UNE combinations shall be the sum of the stand-alone non-recurring and recurring charges of the network elements which make up the combination.

5.3.8.1.3 To the extent that Frankfort Plant Board seeks to obtain other combinations of network elements that BellSouth ordinarily combines in its network which have not been specifically priced by the Commission when purchased in combined form, Frankfort Plant Board, at its option, can request that such rates be determined pursuant to the BFR/NBR process set forth in this Agreement.

5.3.9 **Multiplexing**

5.3.9.1 Where multiplexing functionality is required in connection with loop and transport combinations, such multiplexing will be provided at the rates and on the terms set forth in this Agreement.

5.4 **Other Non-Switched Combinations**

5.4.1 In Kentucky, BellSouth shall make available to Frankfort Plant Board, in accordance with Section 5.4.2.1 below: (1) combinations of network elements

other than EELs that are Currently Combined; and (2) combinations of network elements other than EELs that are not Currently Combined but that BellSouth ordinarily combines in its network.

5.4.2 Rates

5.4.2.1 Kentucky

5.4.2.1.1 The non-recurring and recurring rates for Other Network Element combinations, whether Currently Combined or new, are as set forth in Exhibit B of this Attachment.

5.4.2.1.2 For Other Network Element combinations where the elements are not Currently Combined but are ordinarily combined in BellSouth's network, the non-recurring and recurring charges for such UNE combinations shall be the sum of the stand-alone non-recurring and recurring charges of the network elements that make up the combination.

5.4.2.1.3 To the extent that Frankfort Plant Board seeks to obtain other combinations of network elements that BellSouth ordinarily combines in its network which have not been specifically priced by the Commission when purchased in combined form, Frankfort Plant Board, at its option, can request that such rates be determined pursuant to the BFR/NBR process set forth in this Agreement.

5.5 **UNE Loop/Special Access Combinations**

5.5.1 BellSouth shall make available to Frankfort Plant Board a new combination of an unbundled loop and tariffed special access interoffice facilities. To the extent Frankfort Plant Board will require multiplexing functionality in connection with such combination, BellSouth will provide access to multiplexing within the central office pursuant to the terms, conditions and rates set forth in its Access Services Tariffs. The tariffed special access interoffice facilities and any associated tariffed services, including but not limited to multiplexing, shall not be eligible for conversion to UNEs as described in Section 5.3.7.

5.5.2 Rates

5.5.2.1 The non-recurring and recurring rates for UNE/Special Access Combinations will be the sum of the unbundled loop rates as set forth in Exhibit B and the interoffice transport rates and multiplexing rates as set forth in the Access Services Tariff.

5.6 **UNE Port/Loop Combinations**

5.6.1 Combinations of port and loop unbundled network elements along with switching and transport unbundled network elements provide local exchange service for the

origination or termination of calls. Port/ loop combinations support the same local calling and feature requirements as described in the Unbundled Local Switching or Port section of this Attachment 2 and the ability to presubscribe to a primary carrier for intraLATA and/or to presubscribe to a primary carrier for interLATA toll service.

- 5.6.2 BellSouth shall make available UNE port/loop combinations, regardless of whether such combinations are Currently Combined, so long as such combinations are ordinarily combined in BellSouth's network.
- 5.6.2.1 Except as set forth in section 5.6.3 below, in Kentucky BellSouth shall provide UNE port/loop combinations that are ordinarily combined in BellSouth's network, regardless of whether such combinations are Currently Combined at the cost-based rates in Exhibit B.
- 5.6.3 BellSouth is not required to provide combinations of port and loop network elements on an unbundled basis in locations where, pursuant to FCC rules, BellSouth is not required to provide circuit switching as an unbundled network element.
- 5.6.3.1 BellSouth shall not be required to provide local circuit switching as an unbundled network element in density Zone 1, as defined in 47 CFR 69.123 as of January 1, 1999 of the Atlanta, GA; Miami, FL; Orlando, FL; Ft. Lauderdale, FL; Charlotte-Gastonia-Rock Hill, NC; Greensboro-Winston Salem-High Point, NC; Nashville, TN; and New Orleans, LA, MSAs to Frankfort Plant Board if Frankfort Plant Board's customer has 4 or more DS0 equivalent lines.
- 5.6.3.2 Notwithstanding the foregoing, BellSouth shall provide combinations of port and loop network elements on an unbundled basis where, pursuant to FCC rules, BellSouth is not required to provide local circuit switching as an unbundled network element and shall do so at the market rates in Exhibit B.
- 5.6.4 Combination Offerings
 - 5.6.4.1 2-wire voice grade port, voice grade loop, unbundled end office switching, unbundled end office trunk port, common transport per mile per MOU, common transport facilities termination, tandem switching, and tandem trunk port.
 - 5.6.4.2 2-wire voice grade Coin port, voice grade loop, unbundled end office switching, unbundled end office trunk port, common transport per mile per MOU, common transport facilities termination, tandem switching, and tandem trunk port.
 - 5.6.4.3 2-wire voice grade DID port, voice grade loop, unbundled end office switching, unbundled end office trunk port, common transport per mile per MOU, common transport facilities termination, tandem switching, and tandem trunk port.

- 5.6.4.4 2-wire CENTREX port, voice grade loop, CENTREX intercom functionality, unbundled end office switching, unbundled end office trunk port, common transport per mile per MOU, common transport facilities termination, tandem switching, and tandem trunk port.
- 5.6.4.5 2-wire ISDN Basic Rate Interface, voice grade loop, unbundled end office switching, unbundled end office trunk port, common transport per mile per MOU, common transport facilities termination, tandem switching, and tandem trunk port.
- 5.6.4.6 4-wire ISDN Primary Rate Interface, DS1 loop, unbundled end office switching, unbundled end office trunk port, common transport per mile per MOU, common transport facilities termination, tandem switching, and tandem trunk port.
- 5.6.4.7 4-wire DS1 Trunk port, DS1 Loop, unbundled end office switching, unbundled end office trunk port, common transport per mile per MOU, common transport facilities termination, tandem switching, and tandem trunk port.
- 5.6.4.8 4-wire DS1 Loop with normal serving wire center channelization interface, 2-wire voice grade ports (PBX), 2-wire DID ports, unbundled end office switching, unbundled end office trunk port, common transport per mile per MOU, common transport facilities termination, tandem switching, and tandem trunk port.

6 Transport, Channelization and Dark Fiber

6.1 Transport

- 6.1.1 Interoffice transmission facility network elements include:
 - 6.1.1.1 Dedicated transport, defined as BellSouth's transmission facilities, is dedicated to a particular customer or carrier that provides telecommunications between wire centers or switches owned by BellSouth, or between wire centers and switches owned by BellSouth and Frankfort Plant Board.
 - 6.1.1.2 Dark Fiber transport, defined as BellSouth's optical transmission facilities without attached signal regeneration, multiplexing, aggregation or other electronics;
 - 6.1.1.3 Common (Shared) transport, defined as transmission facilities shared by more than one carrier, including BellSouth, between end office switches, between end office switches and tandem switches, and between tandem switches, in BellSouth's network. Where BellSouth Network Elements are connected by intraoffice wiring, such wiring is provided as part of the Network Element and is not Common (Shared) Transport.
- 6.1.2 BellSouth shall:
 - 6.1.2.1 Provide Frankfort Plant Board exclusive use of interoffice transmission facilities dedicated to a particular customer or carrier, or shared use of the features,

functions, and capabilities of interoffice transmission facilities shared by more than one customer or carrier;

- 6.1.2.2 Provide all technically feasible transmission facilities, features, functions, and capabilities of the transport facility for the provision of telecommunications services;
- 6.1.2.3 Permit, to the extent technically feasible, Frankfort Plant Board to connect such interoffice facilities to equipment designated by Frankfort Plant Board, including but not limited to, Frankfort Plant Board's collocated facilities; and
- 6.1.2.4 Permit, to the extent technically feasible, Frankfort Plant Board to obtain the functionality provided by BellSouth's digital cross-connect systems.
- 6.1.3 Technical Requirements of Common (Shared) Transport
 - 6.1.3.1 Common (Shared) Transport provided on DS1 or VT1.5 circuits, shall, at a minimum, meet the performance, availability, jitter, and delay requirements specified for Central Office to Central Office ("CO to CO") connections in the applicable industry standards.
 - 6.1.3.2 Common (Shared) Transport provided on DS3 circuits, STS-1 circuits, and higher transmission bit rate circuits, shall, at a minimum, meet the performance, availability, jitter, and delay requirements specified for CO to CO connections in the applicable industry standards.
 - 6.1.3.3 BellSouth shall be responsible for the engineering, provisioning, and maintenance of the underlying equipment and facilities that are used to provide Common (Shared) Transport.
 - 6.1.3.4 At a minimum, Common (Shared) Transport shall meet all of the requirements set forth in the applicable industry standards.

6.2 **Dedicated Transport**

- 6.2.1 Dedicated Transport is composed of the following Unbundled Network Elements:
 - 6.2.1.1 Unbundled Local Channel, defined as the dedicated transmission path between Frankfort Plant Board's Point of Presence ("POP") and Frankfort Plant Board's collocation space in the BellSouth Serving Wire Center for Frankfort Plant Board's POP, and
 - 6.2.1.2 Unbundled Interoffice Channel, defined as the dedicated transmission path that provides telecommunication between BellSouth's Serving Wire Centers' collocations.
 - 6.2.1.3 BellSouth shall offer Dedicated Transport in each of the following ways:

- 6.2.1.3.1 As capacity on a shared UNE facility.
- 6.2.1.3.2 As a circuit (e.g., DS0, DS1, DS3) dedicated to Frankfort Plant Board.
- 6.2.1.4 Dedicated Transport may be provided over facilities such as optical fiber, copper twisted pair, and coaxial cable, and shall include transmission equipment such as, line terminating equipment, amplifiers, and regenerators.
- 6.2.2 Technical Requirements
 - 6.2.2.1 The entire designated transmission service (e.g., DS0, DS1, DS3) shall be dedicated to Frankfort Plant Board designated traffic.
 - 6.2.2.2 For DS1 or VT1.5 circuits, Dedicated Transport shall, at a minimum, meet the performance, availability, jitter, and delay requirements specified for Customer Interface to Central Office (“CI to CO”) connections in the applicable industry standards.
 - 6.2.2.3 For DS3 circuits, Dedicated Transport shall, at a minimum, meet the performance, availability, jitter, and delay requirements specified for CI to CO connections in the applicable industry standards.
 - 6.2.2.4 BellSouth shall offer the following interface transmission rates for Dedicated Transport:
 - 6.2.2.4.1 DS0 Equivalent;
 - 6.2.2.4.2 DS1;
 - 6.2.2.4.3 DS3; and
 - 6.2.2.4.4 SDH (Synchronous Digital Hierarchy) Standard interface rates in accordance with International Telecommunications Union (ITU) Recommendation G.707 and Plesiochronous Digital Hierarchy (PDH) rates per ITU Recommendation G.704.
 - 6.2.2.5 BellSouth shall design Dedicated Transport according to its network infrastructure. Frankfort Plant Board shall specify the termination points for Dedicated Transport.
 - 6.2.2.6 At a minimum, Dedicated Transport shall meet each of the requirements set forth in the applicable industry technical references.
 - 6.2.2.7 BellSouth Technical References:
 - 6.2.2.7.1 TR-TSY-000191 Alarm Indication Signals Requirements and Objectives, Issue 1, May 1986.
 - 6.2.2.7.2 TR 73501 LightGate[®] Service Interface and Performance Specifications, Issue D, June 1995.

6.2.2.7.3 TR 73525 MegaLink[®] Service, MegaLink Channel Service and MegaLink Plus Service Interface and Performance Specifications, Issue C, May 1996.

6.3 **Unbundled Channelization (Multiplexing)**

6.3.1 Unbundled Channelization (UC) provides the multiplexing capability that will allow a DS1 (1.544 Mbps) or DS3 (44.736 Mbps) or STS-1 (51.84 Mbps) Unbundled Network Element (UNE) or collocation cross-connect to be multiplexed or channelized at a BellSouth central office. Channelization will be offered with both the high and low speed sides to be connected to collocation. Channelization can be accomplished through the use of a stand-alone multiplexer or a digital cross-connect system at the discretion of BellSouth. Once UC has been installed, Frankfort Plant Board may request channel activation on an as-needed basis and BellSouth shall connect the requested facilities via Central Office Channel Interfaces (COCI). The COCI must be compatible with the lower capacity facility and ordered with the lower capacity facility.

6.3.2 BellSouth shall make available the following channelization systems:

6.3.2.1 DS3/STS-1 Channelization System: channelizes a DS3 signal into 28 DS1s.

6.3.2.2 DS1 Channelization System: channelizes a DS1 signal into 24 DS0s.

6.3.3 BellSouth shall make available the following

6.3.3.1 Central Office Channel Interfaces (COCI):

6.3.3.2 DS1 COCI, which can be activated on a DS3 Channelization System.

6.3.3.3 Voice Grade and Digital Data COCI, which can be activated on a DS1 Channelization System.

6.3.3.4 Data COCI, which can be activated on a DS1 Channelization System.

6.3.3.5 AMI and B8ZS line coding with either Super Frame (SF) and Extended Super Frame (ESF) framing formats will be supported as options.

6.3.4 Technical Requirements

6.3.4.1 In order to assure proper operation with BellSouth provided central office multiplexing functionality, Frankfort Plant Board's channelization equipment must adhere strictly to form and protocol standards. Frankfort Plant Board must also adhere to such applicable industry standards for the multiplex channel bank, for voice frequency encoding, for various signaling schemes, and for sub rate digital access.

6.3.4.2 DS0 to DS1 Channelization

- 6.3.4.2.1 The DS1 signal must be framed utilizing the framing structure defined in ANSI T1.107, Digital Hierarchy Formats Specifications and ANSI T1.403.02, DS1 Robbed-bit Signaling State Definitions.
- 6.3.4.3 DS1 to DS3 Channelization
 - 6.3.4.3.1 The DS3 signal must be framed utilizing the framing structure define in ANSI T1.107, Digital Hierarchy Formats Specifications. The asynchronous M13 multiplex format (combination of M12 and M23 formats) is specified for terminal equipment that multiplexes 28 DS1s into a DS3.
- 6.3.4.4 DS1 to STS Channelization
 - 6.3.4.4.1 The STS-1 signal must be framed utilizing the framing structure define in ANSI T1.105, Synchronous Optical Network (SONET) – Basic Description Including Multiplex Structure, Rates and Formats and T1.105.02, Synchronous Optical Network (SONET) – Payload Mappings.

6.4 **Dark Fiber Transport**

- 6.4.1 Dark Fiber Transport is an unused optical transmission facility without attached signal regeneration, multiplexing, aggregation or other electronics that connects two points within BellSouth's network. It may be strands of optical fiber existing in aerial or underground structure. BellSouth will not provide line terminating elements, regeneration or other electronics necessary for Frankfort Plant Board to utilize Dark Fiber Transport.
- 6.4.2 Dark Fiber Transport rates are differentiated between Local Channel, Interoffice Channel and Local Loop.
- 6.4.3 Requirements
 - 6.4.3.1 BellSouth shall make available Dark Fiber Transport where it exists in BellSouth's network and where, as a result of future building or deployment, it becomes available. Dark Fiber Transport will not be deemed available if (1) it is used by BellSouth for maintenance and repair purposes, (2) it is designated for use pursuant to a firm order placed by another customer, (3) it is restricted for use by all carriers, including BellSouth, because of transmission problems or because it is scheduled for removal due to documented changes to roads and infrastructure, or (4) BellSouth has plans to use the fiber within a two-year planning period. BellSouth is not required to place fibers for Dark Fiber Transport if there are none available.
 - 6.4.3.2 If the requested Dark Fiber Transport has any lightwave repeater equipment interspliced to it, BellSouth will remove such equipment at Frankfort Plant Board's request subject to time and materials charges.

- 6.4.3.3 Frankfort Plant Board is solely responsible for testing the quality of the Dark Fiber Transport to determine its usability and performance specifications.
- 6.4.3.4 BellSouth shall use its best efforts to provide to Frankfort Plant Board information regarding the location, availability and performance of Dark Fiber Transport within ten (10) business days after receiving a request from Frankfort Plant Board. Within such time period, BellSouth shall send written confirmation of availability of the Dark Fiber Transport.
- 6.4.3.5 If the requested Dark Fiber Transport is available, BellSouth shall use its commercially reasonable efforts to provision the Dark Fiber Transport to Frankfort Plant Board within twenty (20) business days after Frankfort Plant Board submits a valid, error free LSR. Provisioning includes identification of appropriate connection points (e.g., Light Guide Interconnection (LGX)) to enable Frankfort Plant Board to connect or splice Frankfort Plant Board provided transmission media (e.g., optical fiber) or equipment to the Dark Fiber Transport.

7 BellSouth Switched Access (“SWA”) 8XX Toll Free Dialing Ten Digit Screening Service

- 7.1 The BellSouth SWA 8XX Toll Free Dialing Ten Digit Screening Service database (“8XX SCP Database”) is a Signaling control Point (“SCP”) that contains customer record information and the functionality to provide call-handling instructions for 8XX calls. The 8XX SCP IN software stores data downloaded from the national SMS/8XX database and provides the routing instructions in response to queries from the Switching Service Point (“SSP”) or tandem. The BellSouth SWA 8XX Toll Free Dialing Ten Digit Screening Service (“8XX TFD Service”) utilizes the 8XX SCP Database to provide identification and routing of the 8XX calls, based on the ten digits dialed. At Frankfort Plant Board’s option, 8XX TFD Service is provided with or without POTS number delivery, dialing number delivery, and other optional complex features as selected by Frankfort Plant Board.
- 7.2 The 8XX SCP Database is designated to receive and respond to queries using the ANSI Specification of Signaling System Seven (SS7) protocol.

8 Line Information Database (LIDB)

- 8.1 The Line Information Database (LIDB) is a transaction-oriented database accessible through Common Channel Signaling (CCS) networks. For access to LIDB, Frankfort Plant Board must purchase appropriate signaling links pursuant to Section 9 of this Attachment. LIDB contains records associated with end user Line Numbers and Special Billing Numbers. LIDB accepts queries from other Network Elements and provides appropriate responses. The query originator need not be the owner of LIDB data. LIDB queries include functions such as screening billed numbers that provides the ability to accept Collect or Third Number Billing

calls and validation of Telephone Line Number based non-proprietary calling cards. The interface for the LIDB functionality is the interface between BellSouth's CCS network and other CCS networks. LIDB also interfaces to administrative systems.

8.2 Technical Requirements

8.2.1 BellSouth will offer to Frankfort Plant Board any additional capabilities that are developed for LIDB during the life of this Agreement.

8.2.2 BellSouth shall process Frankfort Plant Board's Customer records in LIDB at least at parity with BellSouth customer records, with respect to other LIDB functions. BellSouth shall indicate to Frankfort Plant Board what additional functions (if any) are performed by LIDB in the BellSouth network.

8.2.3 Within two (2) weeks after a request by Frankfort Plant Board, BellSouth shall provide Frankfort Plant Board with a list of the customer data items, which Frankfort Plant Board would have to provide in order to support each required LIDB function. The list shall indicate which data items are essential to LIDB function, and which are required only to support certain services. For each data item, the list shall show the data formats, the acceptable values of the data item and the meaning of those values.

8.2.4 BellSouth shall provide LIDB systems for which operating deficiencies that would result in calls being blocked shall not exceed 30 minutes per year.

8.2.5 BellSouth shall provide LIDB systems for which operating deficiencies that would not result in calls being blocked shall not exceed 12 hours per year.

8.2.6 BellSouth shall provide LIDB systems for which the LIDB function shall be in overload no more than 12 hours per year.

8.2.7 All additions, updates and deletions of Frankfort Plant Board data to the LIDB shall be solely at the direction of Frankfort Plant Board. Such direction from Frankfort Plant Board will not be required where the addition, update or deletion is necessary to perform standard fraud control measures (e.g., calling card auto-deactivation).

8.2.8 BellSouth shall provide priority updates to LIDB for Frankfort Plant Board data upon Frankfort Plant Board's request (e.g., to support fraud detection), via password-protected telephone card, facsimile, or electronic mail within one hour of notice from the established BellSouth contact.

8.2.9 BellSouth shall provide LIDB systems such that no more than 0.01% of Frankfort Plant Board customer records will be missing from LIDB, as measured by Frankfort Plant Board audits. BellSouth will audit Frankfort Plant Board records in LIDB against DBAS to identify record mismatches and provide this data to a

designated Frankfort Plant Board contact person to resolve the status of the records and BellSouth will update system appropriately. BellSouth will refer record of mis-matches to Frankfort Plant Board within one business day of audit. Once reconciled records are received back from Frankfort Plant Board, BellSouth will update LIDB the same business day if less than 500 records are received before 1:00PM Central Time. If more than 500 records are received, BellSouth will contact Frankfort Plant Board to negotiate a time frame for the updates, not to exceed three business days.

- 8.2.10 BellSouth shall perform backup and recovery of all of Frankfort Plant Board's data in LIDB including sending to LIDB all changes made since the date of the most recent backup copy, in at least the same time frame BellSouth performs backup and recovery of BellSouth data in LIDB for itself. Currently, BellSouth performs backups of the LIDB for itself on a weekly basis and when a new software release is scheduled, a backup is performed prior to loading the new release.
- 8.2.11 BellSouth shall provide Frankfort Plant Board with LIDB reports of data, which are missing or contain errors, as well as any misrouted errors, within a reasonable time period as negotiated between Frankfort Plant Board and BellSouth.
- 8.2.12 BellSouth shall prevent any access to or use of Frankfort Plant Board data in LIDB by BellSouth personnel that are outside of established administrative and fraud control personnel, or by any other Party that is not authorized by Frankfort Plant Board in writing.
- 8.2.13 BellSouth shall provide Frankfort Plant Board performance of the LIDB Data Screening function, which allows a LIDB to completely or partially deny specific query originators access to LIDB data owned by specific data owners, for Customer Data that is part of an NPA-NXX or RAO-0/1XX wholly or partially owned by Frankfort Plant Board at least at parity with BellSouth Customer Data. BellSouth shall obtain from Frankfort Plant Board the screening information associated with LIDB Data Screening of Frankfort Plant Board data in accordance with this requirement. BellSouth currently does not have LIDB Data Screening capabilities. When such capability is available, BellSouth shall offer it to Frankfort Plant Board under the BFR/NBR process as set forth in General Terms and Conditions.
- 8.2.14 BellSouth shall accept queries to LIDB associated with Frankfort Plant Board customer records, and shall return responses in accordance with industry standards.
- 8.2.15 BellSouth shall provide mean processing time at the LIDB within 0.50 seconds under normal conditions as defined in industry standards.
- 8.2.16 BellSouth shall provide processing time at the LIDB within 1 second for 99% of all messages under normal conditions as defined in industry standards.

- 8.3 Interface Requirements
- 8.3.1 BellSouth shall offer LIDB in accordance with the requirements of this subsection.
- 8.3.2 The interface to LIDB shall be in accordance with the technical references contained within.
- 8.3.3 The CCS interface to LIDB shall be the standard interface described herein.
- 8.3.4 The LIDB Data Base interpretation of the ANSI-TCAP messages shall comply with the technical reference herein. Global Title Translation shall be maintained in the signaling network in order to support signaling network routing to the LIDB.
- 8.3.5 The application of the LIDB rates contained in Exhibit B to this Attachment will be based on a Percent CLEC LIDB Usage (“PCLU”) factor. Frankfort Plant Board shall provide BellSouth a PCLU. The PCLU will be applied to determine the percentage of total LIDB usage to be billed to the other Party at local rates. Frankfort Plant Board shall update its PCLU on the first of January, April, July and October and shall send it to BellSouth to be received no later than thirty (30) calendar days after the first of each such month based on local usage for the past three months ending the last day of December, March, June and September, respectively. Requirements associated with PCLU calculation and reporting shall be as set forth in BellSouth’s Jurisdictional Factors Reporting Guide, as it is amended from time to time.

9 Signaling

- 9.1 BellSouth shall offer access to signaling and access to BellSouth’s signaling databases subject to compatibility testing and at the rates set forth in this Attachment. BellSouth may provide mediated access to BellSouth signaling systems and databases. Available signaling elements include signaling links, signal transfer points and service control points. Signaling functionality will be available with both A-link and B-link connectivity.

9.2 Signaling Link Transport

- 9.2.1 Signaling Link Transport is a set of two or four dedicated 56 kbps transmission paths between Frankfort Plant Board-designated Signaling Points of Interconnection that provide appropriate physical diversity.
- 9.2.2 Technical Requirements
- 9.2.3 Signaling Link Transport shall consist of full duplex mode 56 kbps transmission paths and shall perform in the following two ways:

- 9.2.3.1 As an “A-link” Signaling Link Transport is a connection between a switch or SCP and a home Signaling Transfer Point switch pair; and
- 9.2.3.2 As a “B-link” Signaling Link Transport is a connection between two Signaling Transfer Point switch pairs in different company networks (e.g., between two Signaling Transfer Point switch pairs for two CLECs).
- 9.2.4 Signaling Link Transport shall consist of two or more signaling link layers as follows:
 - 9.2.4.1 An A-link layer shall consist of two links.
 - 9.2.4.2 A B-link layer shall consist of four links.
 - 9.2.4.3 A signaling link layer shall satisfy interoffice and intraoffice diversity of facilities and equipment, such that:
 - 9.2.4.4 No single failure of facilities or equipment causes the failure of both links in an A-link layer (i.e., the links should be provided on a minimum of two separate physical paths end-to-end); and
 - 9.2.4.5 No two concurrent failures of facilities or equipment shall cause the failure of all four links in a B-link layer (i.e., the links should be provided on a minimum of three separate physical paths end-to-end).
- 9.2.5 Interface Requirements
 - 9.2.5.1 There shall be a DS1 (1.544 Mbps) interface at Frankfort Plant Board’s designated SPOIs. Each 56 kbps transmission path shall appear as a DS0 channel within the DS1 interface.
- 9.3 **Signaling Transfer Points (STPs)**
 - 9.3.1 A Signaling Transfer Point is a signaling network function that includes all of the capabilities provided by the signaling transfer point switches (STPs) and their associated signaling links that enables the exchange of SS7 messages among and between switching elements, database elements and signaling transfer point switches.
 - 9.3.2 Technical Requirements
 - 9.3.2.1 Signaling Transfer Points shall provide access to BellSouth Local Switching or Tandem Switching and to BellSouth Service Control Points/Databases connected to BellSouth SS7 network. Signaling Transfer Points also provide access to third-party local or tandem switching and Third-party-provided Signaling Transfer Points.

- 9.3.2.2 The connectivity provided by Signaling Transfer Points shall fully support the functions of all other Network Elements connected to the BellSouth SS7 network. This includes the use of the BellSouth SS7 network to convey messages that neither originate nor terminate at a signaling end point directly connected to the BellSouth SS7 network (i.e., transit messages). When the BellSouth SS7 network is used to convey transit messages, there shall be no alteration of the Integrated Services Digital Network User Part or Transaction Capabilities Application Part (TCAP) user data that constitutes the content of the message.
- 9.3.2.3 If a BellSouth tandem switch routes traffic, based on dialed or translated digits, on SS7 trunks between a Frankfort Plant Board local switch and third party local switch, the BellSouth SS7 network shall convey the TCAP messages that are necessary to provide Call Management features (Automatic Callback, Automatic Recall, and Screening List Editing) between Frankfort Plant Board local STPs and the STPs that provide connectivity with the third party local switch, even if the third party local switch is not directly connected to BellSouth STPs.
- 9.3.2.4 STPs shall provide all functions of the SCCP necessary for Class 0 (basic connectionless) service, as defined in Telcordia ANSI Interconnection Requirements. This includes Global Title Translation (GTT) and SCCP Management procedures, as specified in ANSI T1.112.4. Where the destination signaling point is a Frankfort Plant Board or third party local or tandem switching system directly connected to BellSouth SS7 network, BellSouth shall perform final GTT of messages to the destination and SCCP Subsystem Management of the destination. In all other cases, BellSouth shall perform intermediate GTT of messages to a gateway pair of STPs in an SS7 network connected with BellSouth SS7 network, and shall not perform SCCP Subsystem Management of the destination. If BellSouth performs final GTT to a Frankfort Plant Board database, then Frankfort Plant Board agrees to provide BellSouth with the Destination Point Code for Frankfort Plant Board database.
- 9.3.2.5 STPs shall provide all functions of the OMAP as specified in applicable industry standard technical references, which may include, where available in BellSouth's network, MTP Routing Verification Test (MRVT); and SCCP Routing Verification Test (SRVT).
- 9.3.2.6 Where the destination signaling point is a BellSouth local or tandem switching system or database, or is a Frankfort Plant Board or third party local or tandem switching system directly connected to the BellSouth SS7 network, STPs shall perform MRVT and SRVT to the destination signaling point. In all other cases, STPs shall perform MRVT and SRVT to a gateway pair of STPs in an SS7 network connected with the BellSouth SS7 network. This requirement may be superseded by the specifications for Internetwork MRVT and SRVT when these become approved ANSI standards and available capabilities of BellSouth STPs.

9.4 **SS7 Advanced Intelligent Network (AIN) Access**

- 9.4.1 When technically feasible and upon request by Frankfort Plant Board, SS7 AIN Access shall be made available in association with switching. SS7 AIN Access is the provisioning of AIN 0.1 triggers in an equipped BellSouth local switch and interconnection of the BellSouth SS7 network with Frankfort Plant Board's SS7 network to exchange TCAP queries and responses with a Frankfort Plant Board SCP.
- 9.4.2 SS7 AIN Access shall provide Frankfort Plant Board SCP access to an equipped BellSouth local switch via interconnection of BellSouth's SS7 and Frankfort Plant Board SS7 Networks. BellSouth shall offer SS7 AIN Access through its STPs. If BellSouth requires a mediation device on any part of its network specific to this form of access, BellSouth must route its messages in the same manner. The interconnection arrangement shall result in the BellSouth local switch recognizing the Frankfort Plant Board SCP as at least at parity with BellSouth's SCPs in terms of interfaces, performance and capabilities.
- 9.4.3 Interface Requirements
- 9.4.3.1 BellSouth shall provide the following STP options to connect Frankfort Plant Board or Frankfort Plant Board-designated local switching systems to the BellSouth SS7 network:
- 9.4.3.1.1 An A-link interface from Frankfort Plant Board local switching systems; and,
- 9.4.3.1.2 A B-link interface from Frankfort Plant Board local STPs.
- 9.4.3.2 Each type of interface shall be provided by one or more layers of signaling links.
- 9.4.3.3 The Signaling Point of Interconnection for each link shall be located at a cross-connect element in the Central Office (CO) where the BellSouth STP is located. There shall be a DS1 or higher rate transport interface at each of the SPOIs. Each signaling link shall appear as a DS0 channel within the DS1 or higher rate interface.
- 9.4.3.4 BellSouth shall provide intraoffice diversity between the Signaling Point of Interconnection and BellSouth STPs, so that no single failure of intraoffice facilities or equipment shall cause the failure of both B-links in a layer connecting to a BellSouth STP.
- 9.4.3.5 STPs shall provide all functions of the MTP as defined in the applicable industry standard technical references.
- 9.4.4 Message Screening**
- 9.4.4.1 BellSouth shall set message screening parameters so as to accept valid messages from Frankfort Plant Board local or tandem switching systems destined to any signaling point within BellSouth's SS7 network where the Frankfort Plant Board switching system has a valid signaling relationship.

9.4.4.2 BellSouth shall set message screening parameters so as to pass valid messages from Frankfort Plant Board local or tandem switching systems destined to any signaling point or network accessed through BellSouth's SS7 network where the Frankfort Plant Board switching system has a valid signaling relationship.

9.4.4.3 BellSouth shall set message screening parameters so as to accept and pass/send valid messages destined to and from Frankfort Plant Board from any signaling point or network interconnected through BellSouth's SS7 network where the Frankfort Plant Board SCP has a valid signaling relationship.

9.5 **Service Control Points/Databases**

9.5.1 Call Related Databases provide the storage of, access to, and manipulation of information required to offer a particular service and/or capability. BellSouth shall provide access to the following Databases: Local Number Portability, LIDB, Toll Free Number Database, Automatic Location Identification/Data Management System, and Calling Name Database. BellSouth also provides access to Service Creation Environment and Service Management System (SCE/SMS) application databases and Directory Assistance.

9.5.2 A Service Control Point (SCP) is deployed in a SS7 network that executes service application logic in response to SS7 queries sent to it by a switching system also connected to the SS7 network. Service Management Systems provide operational interfaces to allow for provisioning, administration and maintenance of subscriber data and service application data stored in SCPs.

9.5.3 Technical Requirements for SCPs/Databases

9.5.3.1 BellSouth shall provide physical access to SCPs through the SS7 network and protocols with TCAP as the application layer protocol.

9.5.3.2 BellSouth shall provide physical interconnection to databases via industry standard interfaces and protocols (e.g. SS7, ISDN and X.25).

9.5.3.3 The reliability of interconnection options shall be consistent with requirements for diversity and survivability.

9.6 **Local Number Portability Database**

9.6.1 The Permanent Number Portability (PNP) database supplies routing numbers for calls involving numbers that have been ported from one local service provider to another. BellSouth agrees to provide access to the PNP database at rates, terms and conditions as set forth by BellSouth and in accordance with an effective FCC or Commission directive.

9.7 **SS7 Network Interconnection**

- 9.7.1 SS7 Network Interconnection is the interconnection of Frankfort Plant Board local signaling transfer point switches or Frankfort Plant Board local or tandem switching systems with BellSouth signaling transfer point switches. This interconnection provides connectivity that enables the exchange of SS7 messages among BellSouth switching systems and databases, Frankfort Plant Board local or tandem switching systems, and other third-party switching systems directly connected to the BellSouth SS7 network.
- 9.7.2 The connectivity provided by SS7 Network Interconnection shall fully support the functions of BellSouth switching systems and databases and Frankfort Plant Board or other third-party switching systems with A-link access to the BellSouth SS7 network.
- 9.7.3 If traffic is routed based on dialed or translated digits between a Frankfort Plant Board local switching system and a BellSouth or other third-party local switching system, either directly or via a BellSouth tandem switching system, then it is a requirement that the BellSouth SS7 network convey via SS7 Network Interconnection the TCAP messages that are necessary to provide Call Management services (Automatic Callback, Automatic Recall, and Screening List Editing) between the Frankfort Plant Board local signaling transfer point switches and BellSouth or other third-party local switch.
- 9.7.4 SS7 Network Interconnection shall provide:
- 9.7.4.1 Signaling Data Link functions, as specified in ANSI T1.111.2;
 - 9.7.4.2 Signaling Link functions, as specified in ANSI T1.111.3; and
 - 9.7.4.3 Signaling Network Management functions, as specified in ANSI T1.111.4.
- 9.7.5 SS7 Network Interconnection shall provide all functions of the SCCP necessary for Class 0 (basic connectionless) service, as specified in ANSI T1.112. This includes GTT and SCCP Management procedures, as specified in ANSI T1.112.4. Where the destination signaling point is a BellSouth switching system or DB, or is another third-party local or tandem switching system directly connected to the BellSouth SS7 network, SS7 Network Interconnection shall include final GTT of messages to the destination and SCCP Subsystem Management of the destination. Where the destination signaling point is a Frankfort Plant Board local or tandem switching system, SS7 Network Interconnection shall include intermediate GTT of messages to a gateway pair of Frankfort Plant Board local STPs, and shall not include SCCP Subsystem Management of the destination.
- 9.7.6 SS7 Network Interconnection shall provide all functions of the Integrated Services Digital Network User Part, as specified in ANSI T1.113.
- 9.7.7 SS7 Network Interconnection shall provide all functions of the TCAP, as specified in ANSI T1.114.

- 9.7.8 If Internetwork MRVT and SRVT become approved ANSI standards and available capabilities of BellSouth STPs, SS7 Network Interconnection may provide these functions of the OMAP.
- 9.7.9 Interface Requirements
- 9.7.9.1 The following SS7 Network Interconnection interface options are available to connect Frankfort Plant Board or Frankfort Plant Board-designated local or tandem switching systems or signaling transfer point switches to the BellSouth SS7 network:
- 9.7.9.1.1 A-link interface from Frankfort Plant Board local or tandem switching systems; and
- 9.7.9.1.2 B-link interface from Frankfort Plant Board STPs.
- 9.7.9.2 The Signaling Point of Interconnection for each link shall be located at a cross-connect element in the central office where the BellSouth STP is located. There shall be a DS1 or higher rate transport interface at each of the Signaling Points of interconnection. Each signaling link shall appear as a DS0 channel within the DS1 or higher rate interface.
- 9.7.9.3 BellSouth shall provide intraoffice diversity between the Signaling Points of Interconnection and the BellSouth STP, so that no single failure of intraoffice facilities or equipment shall cause the failure of both B-links in a layer connecting to a BellSouth STP.
- 9.7.9.4 The protocol interface requirements for SS7 Network Interconnection include the MTP, ISDNUP, SCCP, and TCAP. These protocol interfaces shall conform to the applicable industry standard technical references.
- 9.7.9.5 BellSouth shall set message screening parameters to accept messages from Frankfort Plant Board local or tandem switching systems destined to any signaling point in the BellSouth SS7 network with which the Frankfort Plant Board switching system has a valid signaling relationship.

10 Operator Service and Directory Assistance

- 10.1 Operator Service provides: (1) operator handling for call completion (for example, collect, third number billing, and manual calling-card calls), (2) operator or automated assistance for billing after the end user has dialed the called number (for example, calling card calls); and (3) special services including but not limited to Busy Line Verification and Emergency Line Interrupt (ELI), Emergency Agency Call, and Operator-assisted Directory Assistance.
- 10.2 Upon request for BellSouth Operator Services, BellSouth shall:
- 10.2.1 Process 0+ and 0- dialed local calls.

- 10.2.2 Process 0+ and 0- intraLATA toll calls.
- 10.2.3 Process calls that are billed to Frankfort Plant Board end user's calling card that can be validated by BellSouth.
- 10.2.4 Process person-to-person calls.
- 10.2.5 Process collect calls.
- 10.2.6 Provide the capability for callers to bill to a third party and shall also process such calls.
- 10.2.7 Process station-to-station calls.
- 10.2.8 Process Busy Line Verify and Emergency Line Interrupt requests.
- 10.2.9 Process emergency call trace originated by Public Safety Answering Points.
- 10.2.10 Process operator-assisted directory assistance calls.
- 10.2.11 Adhere to equal access requirements, providing Frankfort Plant Board local end users the same IXC access as provided to BellSouth end users.
- 10.2.12 Exercise at least the same level of fraud control in providing Operator Service to Frankfort Plant Board that BellSouth provides for its own operator service.
- 10.2.13 Perform Billed Number Screening when handling Collect, Person-to-Person, and Billed-to-Third-Party calls.
- 10.2.14 Direct customer account and other similar inquiries to the customer service center designated by Frankfort Plant Board.
- 10.2.15 Provide call records to Frankfort Plant Board in accordance with ODUF standards specified in Attachment 7.
- 10.2.16 The interface requirements shall conform to the interface specifications for the platform used to provide Operator Services as long as the interface conforms to industry standards.
- 10.3 **Directory Assistance Service**
- 10.3.1 Directory Assistance Service provides local end user telephone number listings with the option to complete the call at the caller's direction separate and distinct from local switching.
- 10.3.2 Directory Assistance Service shall provide up to two listing requests per call. If available and if requested by Frankfort Plant Board's end user, BellSouth shall

provide caller-optional directory assistance call completion service at rates contained in this Attachment to one of the provided listings.

10.3.3 Directory Assistance Service Updates

- 10.3.3.1 BellSouth shall update end user listings changes daily. These changes include:
 - 10.3.3.1.1 New end user connections
 - 10.3.3.1.2 End user disconnections
 - 10.3.3.1.3 End user address changes
- 10.3.3.2 These updates shall also be provided for non-listed and non-published numbers for use in emergencies.

10.4 Branding for Operator Call Processing and Directory Assistance

- 10.4.1 BellSouth's branding feature provides a definable announcement to Frankfort Plant Board end users using Directory Assistance (DA)/Operator Call Processing (OCP) prior to placing such end users in queue or connecting them to an available operator or automated operator system. This feature allows Frankfort Plant Board to have its calls custom branded with Frankfort Plant Board's name on whose behalf BellSouth is providing DA and/or OCP. Rates for the branding features are set forth in this Attachment.
- 10.4.2 BellSouth offers three (3) service levels of branding to Frankfort Plant Board when ordering BellSouth's DA and OCP.
 - 10.4.2.1 Service Level 1 - BellSouth Branding
 - 10.4.2.2 Service Level 2 - Unbranding
 - 10.4.2.3 Service Level 3 - Custom Branding
- 10.4.3 Where Frankfort Plant Board resells BellSouth's services or purchases unbundled local switching from BellSouth, and utilizes a directory assistance provider and operator services provider other than BellSouth, BellSouth will route Frankfort Plant Board's end user calls to that provider through Selective Carrier Routing.
- 10.4.4 **For Use with an Unbundled Port**
 - 10.4.4.1 Selective Call Routing using Line Class Codes (SCR-LCC) provides the capability for Frankfort Plant Board to have its OS/DA calls routed to BellSouth's OS/DA platform for BellSouth provided Custom Branded or Unbranded OS/DA or to its own or an alternate OS/DA platform for Self-Branded OS/DA. SCR-LCC is only available if line class code capacity is available in the requested BellSouth end office switches.
 - 10.4.4.2 Custom Branding for DA is not available for certain classes of service, including but not limited to Hotel/Motel services, WATS service, and certain PBX services.

- 10.4.4.3 Where available, Frankfort Plant Board specific and unique line class codes are programmed in each BellSouth end office switch where Frankfort Plant Board intends to serve end users with customized OS/DA branding. The line class codes specifically identify Frankfort Plant Board's end users so OS/DA calls can be routed over the appropriate trunk group to the requested OS/DA platform. Additional line class codes are required in each end office if the end office serves multiple NPAs (i.e., a unique LCC is required per NPA), and/or if the end office switch serves multiple rate areas and Frankfort Plant Board intends to provide Frankfort Plant Board-branded OS/DA to its end users in these multiple rate areas.
- 10.4.4.4 BellSouth Branding is the Default Service Level.
- 10.4.4.5 SCR-LCC supporting Custom Branding and Self Branding require Frankfort Plant Board to order dedicated trunking from each BellSouth end office identified by Frankfort Plant Board, either to the BellSouth Traffic Operator Position System (TOPS) for Custom Branding or to the Frankfort Plant Board Operator Service Provider for Self Branding. Separate trunk groups are required for Operator Services and for Directory Assistance. Rates for trunks are set forth in applicable BellSouth tariffs.
- 10.4.4.6 Unbranding - Unbranded DA and/or OCP calls ride common trunk groups provisioned by BellSouth from those end offices identified by Frankfort Plant Board to the BellSouth TOPS. These calls are routed to "No Announcement."
- 10.4.4.7 The Rates for SCR-LCC are as set forth in this Attachment. There is a nonrecurring charge for the establishment of each Line Class Code in each BellSouth central office. Furthermore, for Unbranded and Custom Branded OS/DA provided by BellSouth Operator Services with unbundled ports and unbundled port/loop switch combinations, monthly recurring usage charges shall apply for the UNEs necessary to provide the service, such as end office and tandem switching and common transport. A flat rated end office switching charge shall apply to Self-Branded OS/DA when used in conjunction with unbundled ports and unbundled port/loop switch combinations.
- 10.4.4.8 In addition to the branding methods described in this Section, Unbranding and Custom Branding are also available for DA, OCP or both via Originating Line Number Screening (OLNS) software. When utilizing this method of Unbranding or Custom Branding, Frankfort Plant Board shall not be required to purchase dedicated trunking.
- 10.4.4.9 For BellSouth to provide Unbranding or Custom Branding via OLNS software for OCP or for DA, Frankfort Plant Board must have its Operating Company Number ("OCN(s)") and telephone numbers reside in BellSouth's LIDB; however, a BellSouth LIDB Storage Agreement is not required. To implement Unbranding and Custom Branding via OLNS software, Frankfort Plant Board must submit a manual order form which requires, among other things, Frankfort Plant Board's

OCN and a forecast for the traffic volume anticipated for each BellSouth TOPS during the peak busy hour. Frankfort Plant Board shall provide updates to such forecast on a quarterly basis and at any time such forecasted traffic volumes are expected to change significantly. Upon Frankfort Plant Board's purchase of Unbranding or Custom Branding using OLNS software for any particular TOPS, all Frankfort Plant Board end users served by that TOPS will receive the Unbranded "no announcement" or the Custom Branded announcement.

10.4.4.10 Rates for Unbranding and Custom Branding via OLNS software for DA and for OCP are as set forth in this Attachment. Notwithstanding anything to the contrary in this Agreement, to the extent BellSouth is unable to bill Frankfort Plant Board applicable charges currently, BellSouth shall track such charges and will bill the same retroactively at such time as a billing process is implemented. In addition to the charges for Unbranding and Custom Branding via OLNS software, Frankfort Plant Board shall continue to pay BellSouth applicable labor and other charges for the use of BellSouth's DA and OCP platforms as set forth in this Attachment. Further, where Frankfort Plant Board is purchasing unbundled local switching from BellSouth, UNE usage charges for end office switching, tandem switching and transport, as applicable, shall continue to apply.

10.4.5 **For Facilities Based Carriers**

10.4.5.1 All Service Levels require Frankfort Plant Board to order dedicated trunking from their end office(s) point of interface to the BellSouth TOPS Switches. Rates for trunks are set forth in applicable BellSouth tariffs.

10.4.5.2 Customized Branding includes charges for the recording of the branding announcement and the loading of the audio units in each TOPS Switch and Network Applications Vehicle (NAV) equipment for which Frankfort Plant Board requires service.

10.4.5.3 Directory Assistance customized branding uses:

10.4.5.3.1 the recording of Frankfort Plant Board;

10.4.5.3.2 the front-end loading of the Digital Recorded Announcement Machine (DRAM) in each TOPS switch.

10.4.5.4 Operator Call Processing customized branding uses:

10.4.5.4.1 the recording of Frankfort Plant Board;

10.4.5.4.2 the front-end loading of the DRAM in the TOPS Switch;

10.4.5.4.3 the 0- automation loading for the audio units in the Enhanced Billing and Access Service (EBAS) in the NAV.

10.5 **Directory Assistance Database Service (DADS)**

- 10.5.1 BellSouth shall make its Directory Assistance Database Service (DADS) available at the rates set forth in this Attachment solely for the expressed purpose of providing Directory Assistance type services to Frankfort Plant Board end users. The term “end user” denotes any entity that obtains Directory Assistance type services for its own use from a DADS customer. Directory Assistance type service is defined as Voice Directory Assistance (DA Operator assisted) and Electronic Directory Assistance (Data System assisted). Frankfort Plant Board agrees that DADS will not be used for any purpose that violates federal or state laws, statutes, regulatory orders or tariffs. For the purposes of provisioning a Directory Assistance type service, all terms and conditions of GSST A38 apply and are incorporated by reference herein. Except for the permitted uses, Frankfort Plant Board agrees not to disclose DADS to others and shall provide due care in providing for the security and confidentiality of DADS.
- 10.5.2 BellSouth shall initially provide Frankfort Plant Board with a Base File of subscriber listings via magnetic tape. DADS is available and may be ordered on a Business, Residence or combined Business and Residence listings basis for each central office requested. BellSouth will require approximately 30- 45 days after receiving an order from Frankfort Plant Board to prepare the Base File.
- 10.5.3 BellSouth will provide updates on either a daily or weekly basis reflecting all listing change activity occurring since Frankfort Plant Board’s previous update. Delivery of updates will commence immediately after Frankfort Plant Board receives the Base File. Updates will be provided via magnetic tape unless BellSouth and Frankfort Plant Board mutually develop CONNECT: Direct™ electronic connectivity. Frankfort Plant Board will pay all costs associated with CONNECT: Direct™ connectivity, which will vary depending upon volume and mileage.
- 10.5.4 Frankfort Plant Board authorizes the inclusion of Frankfort Plant Board Directory Assistance listings in the BellSouth Directory Assistance products, including but not limited to DADS. Any other use is not authorized.
- 10.6 **Direct Access to Directory Assistance Service**
- 10.6.1 Direct Access to Directory Assistance Service (DADAS) will provide Frankfort Plant Board’s directory assistance operators with the ability to search all available BellSouth subscriber listings using the Directory Assistance search format. DADAS will also provide Frankfort Plant Board with the ability to search all available subscriber listings in BellSouth’s out-of-region listing database. Subscription to DADAS will allow Frankfort Plant Board to utilize its own switch, operator workstations and optional audio subsystems.
- 10.6.2 Rates, terms and conditions for provisioning DADAS are as set forth in the FCC tariff No. 1.

11 Automatic Location Identification/Data Management System (ALI/DMS)

- 11.1 The ALI/DMS Database contains end user information (including name, address, telephone information, and sometimes special information from the local service provider or end user) used to determine to which Public Safety Answering Point (“PSAP”) to route the call. The ALI/DMS database is used to provide enhanced routing flexibility for E911.
- 11.2 Technical Requirements
- 11.2.1 BellSouth shall provide Frankfort Plant Board a data link to the ALI/DMS database or permit Frankfort Plant Board to provide its own data link to the ALI/DMS database. BellSouth shall provide error reports from the ALI/DMS database to Frankfort Plant Board after Frankfort Plant Board inputs end user information into the ALI/DMS database. Alternately, Frankfort Plant Board may request that BellSouth enter Frankfort Plant Board’s end user information into the database, and validate end user information.
- 11.2.2 When BellSouth is responsible for administering the ALI/DMS database in its entirety, ported number NXXs entries for the ported numbers should be maintained unless Frankfort Plant Board requests otherwise and shall be updated if Frankfort Plant Board requests, provided Frankfort Plant Board supplies BellSouth with the updates.
- 11.2.3 When Remote Call Forwarding (RCF) is used to provide number portability to the local end user and a remark or other appropriate field information is available in the database, the shadow or “forwarded-to” number and an indication that the number is ported shall be added to the customer record.
- 11.2.4 If BellSouth is responsible for configuring PSAP features (for cases when the PSAP or BellSouth supports an ISDN interface) it shall ensure that CLASS Automatic Recall (Call Return) is not used to call back to the ported number. Although BellSouth currently does not have ISDN interface, BellSouth agrees to comply with this requirement once ISDN interfaces are in place.
- 11.3 Interface Requirements
- 11.3.1 The interface between the E911 Switch or Tandem and the ALI/DMS database for Frankfort Plant Board end users shall meet industry standards.

12 Calling Name (CNAM) Database Service

- 12.1 CNAM is the ability to associate a name with the calling party number, allowing the end user (to which a call is being terminated) to view the calling party's name before the call is answered. This service also provides Frankfort Plant Board the opportunity to load and store its subscriber names in the BellSouth CNAM SCPs.

- 12.2 Frankfort Plant Board shall submit to BellSouth a notice of its intent to access and utilize BellSouth CNAM Database Services. Said notice shall be in writing, no less than 60 days prior to Frankfort Plant Board's access to BellSouth's CNAM Database Services and shall be addressed to Frankfort Plant Board's Account Manager.
- 12.3 BellSouth's provision of CNAM Database Services to Frankfort Plant Board requires interconnection from Frankfort Plant Board to BellSouth CNAM Service Control Points (SCPs). Such interconnections shall be established pursuant to Attachment 3 of this Agreement, incorporated herein by this reference.
- 12.4 In order to formulate a CNAM query to be sent to the BellSouth CNAM SCP, Frankfort Plant Board shall provide its own CNAM SSP. Frankfort Plant Board's CNAM SSPs must be compliant with TR-NWT-001188, "CLASS Calling Name Delivery Generic Requirements".
- 12.5 If Frankfort Plant Board elects to access the BellSouth CNAM SCP via a third party CCS7 transport provider, the third party CCS7 provider shall interconnect with the BellSouth CCS7 network according to BellSouth's Common Channel Signaling Interconnection Guidelines and Telcordia's CCS Network Interface Specification document, TR-TSV-000905. In addition, the third party provider shall establish CCS7 interconnection at the BellSouth Local Signal Transfer Points (LSTPs) serving the BellSouth CNAM SCPs that Frankfort Plant Board desires to query.
- 12.6 If Frankfort Plant Board queries the BellSouth CNAM SCP via a third party national SS7 transport provider, the third party SS7 provider shall interconnect with the BellSouth CCS7 network according to BellSouth's Common Channel Signaling Interconnection Guidelines and Telcordia's CCS Network Interface Specification document, TR-TSV-000905. In addition, the third party provider shall establish SS7 interconnection at one or more of the BellSouth Gateway Signal Transfer Points (STPs). The payment of all costs associated with the transport of SS7 signals via a third party will be established by mutual agreement of the Parties and this Agreement shall be amended in accordance with modification of the General Terms and Conditions incorporated herein by this reference.
- 12.7 The mechanism to be used by Frankfort Plant Board for initial CNAM record load and/or updates shall be determined by mutual agreement. The initial load and all updates shall be provided by Frankfort Plant Board in the BellSouth specified format and shall contain records for every working telephone number that can originate phone calls. It is the responsibility of Frankfort Plant Board to provide accurate information to BellSouth on a current basis.

12.8 Updates to the SMS shall occur no less than once a week, reflect service order activity affecting either name or telephone number, and involve only record additions, deletions or changes.

12.9 Frankfort Plant Board CNAM records provided for storage in the BellSouth CNAM SCP shall be available, on a SCP query basis only, to all Parties querying the BellSouth CNAM SCP. Further, CNAM service shall be provided by each Party consistent with state and/or federal regulation.

13 Service Creation Environment and Service Management System (SCE/SMS) Advanced Intelligent Network (AIN) Access

13.1 BellSouth's Service Creation Environment and Service Management System (SCE/SMS) Advanced Intelligent Network (AIN) Access shall provide Frankfort Plant Board the capability to create service applications in a BellSouth SCE and deploy those applications in a BellSouth SMS to a BellSouth SCP.

13.2 BellSouth's SCE/SMS AIN Access shall provide access to SCE hardware, software, testing and technical support (e.g., help desk, system administrator) resources available to Frankfort Plant Board. Training, documentation, and technical support will address use of SCE and SMS access and administrative functions, but will not include support for the creation of a specific service application.

13.3 BellSouth SCP shall partition and protect Frankfort Plant Board service logic and data from unauthorized access.

13.4 When Frankfort Plant Board selects SCE/SMS AIN Access, BellSouth shall provide training, documentation, and technical support to enable Frankfort Plant Board to use BellSouth's SCE/SMS AIN Access to create and administer applications.

13.5 Frankfort Plant Board access will be provided via remote data connection (e.g., dial-in, ISDN).

13.6 BellSouth shall allow Frankfort Plant Board to download data forms and/or tables to BellSouth SCP via BellSouth SMS without intervention from BellSouth.

14 Basic 911 and E911

14.1 Basic 911 and E911 provides a caller access to the applicable emergency service bureau by dialing 911.

14.2 Basic 911 Service Provisioning. BellSouth will provide to Frankfort Plant Board a list consisting of each municipality that subscribes to Basic 911 service. The list will also provide, if known, the E911 conversion date for each municipality and, for network routing purposes, a ten-digit directory number representing the

appropriate emergency answering position for each municipality subscribing to 911. Frankfort Plant Board will be required to arrange to accept 911 calls from its end users in municipalities that subscribe to Basic 911 service and translate the 911 call to the appropriate 10-digit directory number as stated on the list provided by BellSouth. Frankfort Plant Board will be required to route that call to BellSouth at the appropriate tandem or end office. When a municipality converts to E911 service, Frankfort Plant Board will be required to begin using E911 procedures.

- 14.3 E911 Service Provisioning. Frankfort Plant Board shall install a minimum of two dedicated trunks originating from the Frankfort Plant Board serving wire center and terminating to the appropriate E911 tandem. The dedicated trunks shall be, at a minimum, DS-0 level trunks configured either as a 2-wire analog interface or as part of a digital (1.544 Mb/s) interface. Either configuration shall use CAMA-type signaling with multifrequency (“MF”) pulsing that will deliver automatic number identification (“ANI”) with the voice portion of the call. If the user interface is digital, MF pulses, as well as other AC signals, shall be encoded per the u-255 Law convention. Frankfort Plant Board will be required to provide BellSouth daily updates to the E911 database. Frankfort Plant Board will be required to forward 911 calls to the appropriate E911 tandem, along with ANI, based upon the current E911 end office to tandem homing arrangement as provided by BellSouth. If the E911 tandem trunks are not available, Frankfort Plant Board will be required to route the call to a designated 7-digit local number residing in the appropriate Public Service Answering Point (“PSAP”). This call will be transported over BellSouth’s interoffice network and will not carry the ANI of the calling party. Frankfort Plant Board shall be responsible for providing BellSouth with complete and accurate data for submission to the 911/E911 database for the purpose of providing 911/E911 to its end users.
- 14.4 Rates. Charges for 911/E911 service are borne by the municipality purchasing the service. BellSouth will impose no charge on Frankfort Plant Board beyond applicable charges for BellSouth trunking arrangements.
- 14.5 Basic 911 and E911 functions provided to Frankfort Plant Board shall be at least at parity with the support and services that BellSouth provides to its end users for such similar functionality.
- 14.6 The detailed practices and procedures for 911/E911 services are contained in the E911 Local Exchange Carrier Guide For Facility-Based Providers as amended from time to time during the term of this Agreement.

15 **Operational Support Systems (OSS)**

- 15.1 BellSouth has developed and made available the following electronic interfaces by which Frankfort Plant Board may submit LSRs electronically.

LENS	Local Exchange Navigation System
EDI	Electronic Data Interchange

TAG Telecommunications Access Gateway

- 15.2 LSRs submitted by means of one of these electronic interfaces will incur an OSS electronic ordering charge. An individual LSR will be identified for billing purposes by its Purchase Order Number (PON). LSRs submitted by means other than one of these interactive interfaces (mail, fax, courier, etc.) will incur a manual order charge. All OSS charges are specified in Exhibit B of this Attachment.
- 15.3 Denial/Restoral OSS Charge
- 15.3.1 In the event Frankfort Plant Board provides a list of customers to be denied and restored, rather than an LSR, each location on the list will require a separate PON and, therefore will be billed as one LSR per location.
- 15.4 Cancellation OSS Charge
- 15.4.1 Frankfort Plant Board will incur an OSS charge for an accepted LSR that is later canceled.
- 15.5 Supplements or clarifications to a previously billed LSR will not incur another OSS charge.
- 15.6 Network Elements and Other Services Manual Additive
- 15.6.1 The Commissions in some states have ordered per-element manual additive non-recurring charges (NRC) for Network Elements and Other Services ordered by means other than one of the interactive interfaces. These ordered Network Elements and Other Services manual additive NRCs will apply in these states, rather than the charge per LSR. The per-element charges are listed in Exhibit B.

EXHIBIT A**LINE INFORMATION DATA BASE (LIDB)****FACILITIES BASED STORAGE AGREEMENT****I. Definitions**

- A. Billing number - a number that Frankfort Plant Board creates for the purpose of identifying an account liable for charges. This number may be a line or a special billing number.
- B. Line number - a ten-digit number that identifies a telephone line administered by Frankfort Plant Board.
- C. Special billing number - a ten-digit number that identifies a billing account established by Frankfort Plant Board.
- D. Calling Card number - a billing number plus PIN number.
- E. PIN number - a four-digit security code assigned by Frankfort Plant Board that is added to a billing number to compose a fourteen-digit calling card number.
- F. Toll billing exception indicator - associated with a billing number to indicate that it is considered invalid for billing of collect calls or third number calls or both, by Frankfort Plant Board.
- G. Billed Number Screening - refers to the activity of determining whether a toll billing exception indicator is present for a particular billing number.
- H. Calling Card Validation - refers to the activity of determining whether a particular calling card number exists as stated or otherwise provided by a caller.
- I. Billing number information - information about billing number, Calling Card number and toll billing exception indicator provided to BellSouth by Frankfort Plant Board.

II. General

- A. This Agreement sets forth the terms and conditions pursuant to which BellSouth agrees to store in its LIDB certain information at the request of Frankfort Plant Board and pursuant to which BellSouth, its LIDB customers and Frankfort Plant Board shall have access to such information. In addition, this Agreement sets forth the terms and conditions for Frankfort Plant Board's provision of billing number information to BellSouth for inclusion in BellSouth's LIDB. Frankfort Plant Board understands that BellSouth provides access to information in its LIDB to various telecommunications service providers pursuant to applicable tariffs and agrees that information stored at the request of Frankfort Plant Board, pursuant to this Agreement, shall be available to those telecommunications service providers. The terms and conditions contained

herein shall hereby be made a part of this Interconnection Agreement upon notice to Frankfort Plant Board's account team to activate this LIDB Storage Agreement. The General Terms and Conditions of the Interconnection/Resale Agreement shall govern this LIDB Storage Agreement.

B. BellSouth will provide responses to on-line, call-by-call queries to billing number information for the following purposes:

1. Billed Number Screening

BellSouth is authorized to use the billing number information to determine whether Frankfort Plant Board has identified the billing number as one that should not be billed for collect or third number calls.

2. Calling Card Validation

BellSouth is authorized to validate a 14-digit Calling Card number where the first 10 digits are a line number or special billing number assigned by BellSouth and where the last four digits (PIN) are a security code assigned by BellSouth.

3. Fraud Control

BellSouth will provide seven days per week, 24-hours per day, fraud monitoring on Calling Cards, bill-to-third and collect calls made to numbers in BellSouth's LIDB, provided that such information is included in the LIDB query. BellSouth will establish fraud alert thresholds and will notify Frankfort Plant Board of fraud alerts so that Frankfort Plant Board may take action it deems appropriate.

III. Responsibilities of the Parties

A. BellSouth will administer all data stored in the LIDB, including the data provided by Frankfort Plant Board pursuant to this Agreement, in the same manner as BellSouth's data for BellSouth's end user customers. BellSouth shall not be responsible to Frankfort Plant Board for any lost revenue which may result from BellSouth's administration of the LIDB pursuant to its established practices and procedures as they exist and as they may be changed by BellSouth in its sole discretion from time to time.

B. Billing and Collection Customers

BellSouth currently has in effect numerous billing and collection agreements with various interexchange carriers and billing clearinghouses and as such these billing and collection customers ("B&C Customers") query BellSouth's LIDB to determine whether to accept various billing options from end users. Until such time as BellSouth implements in its LIDB and its supporting systems the means to differentiate Frankfort Plant Board's data from BellSouth's data, the following terms and conditions shall apply:

1. Frankfort Plant Board will accept responsibility for telecommunications services billed by BellSouth for its B&C Customers for Frankfort Plant Board's End User accounts which are resident in LIDB pursuant to this Agreement. Frankfort Plant Board authorizes BellSouth to place such charges on Frankfort Plant Board's bill from BellSouth and shall pay all such charges including, but not limited to, collect and third number calls.
2. Charges for such services shall appear on a separate BellSouth bill page identified with the name of the B&C Customers for which BellSouth is billing the charge.
3. Frankfort Plant Board shall have the responsibility to render a billing statement to its End Users for these charges, but Frankfort Plant Board shall pay BellSouth for the charges billed regardless of whether Frankfort Plant Board collects from Frankfort Plant Board's End Users.
4. BellSouth shall have no obligation to become involved in any disputes between Frankfort Plant Board and B&C Customers. BellSouth will not issue adjustments for charges billed on behalf of any B&C Customer to Frankfort Plant Board. It shall be the responsibility of Frankfort Plant Board and the B&C Customers to negotiate and arrange for any appropriate adjustments.

C. SPNP Arrangements

1. BellSouth will include billing number information associated with exchange lines or SPNP arrangements in its LIDB. Frankfort Plant Board will request any toll billing exceptions via the Local Service Request (LSR) form used to order exchange lines, or the SPNP service request form used to order SPNP arrangements.
2. Under normal operating conditions, BellSouth shall include the billing number information in its LIDB upon completion of the service order establishing either the local exchange service or the SPNP arrangement, provided that BellSouth shall not be held responsible for any delay or failure in performance to the extent such delay or failure is caused by circumstances or conditions beyond BellSouth's reasonable control. BellSouth will store in its LIDB an unlimited volume of the working telephone numbers associated with either the local exchange lines or the SPNP arrangements. For local exchange lines or for SPNP arrangements, BellSouth will issue line-based calling cards only in the name of Frankfort Plant Board. BellSouth will not issue line-based calling cards in the name of Frankfort Plant Board's individual End Users. In the event that Frankfort Plant Board wants to include calling card numbers assigned by Frankfort Plant Board in the BellSouth LIDB, a separate agreement is required.

V. Fees for Service and Taxes

- A. Frankfort Plant Board will not be charged a fee for storage services provided by BellSouth to Frankfort Plant Board, as described in this LIDB Facilities Based Storage Agreement.
- B. Sales, use and all other taxes (excluding taxes on BellSouth's income) determined by BellSouth or any taxing authority to be due to any federal, state or local taxing jurisdiction with respect to the provision of the service set forth herein will be paid by Frankfort Plant Board in accordance with the tax provisions set forth in the General Terms and Conditions of this Agreement.

UNBUNDLED NETWORK ELEMENTS - Kentucky											Attachment: 2				Exhibit: B	
CATEGORY	RATE ELEMENTS	Interim	Zone	BCS	USOC	RATES(\$)				SVC Order Submitted per LSR	SVC Order Submitted Manually per LSR	Incremental Charge - Manual Svc Order vs. Electronic-1st	Incremental Charge - Manual Svc Order vs. Electronic-Add'l	Incremental Charge - Manual Svc Order vs. Electronic-Disc 1st	Incremental Charge - Manual Svc Order vs. Electronic-Disc Add'l	
						Rec	Nonrecurring		Nonrecurring Disconnect							OSS RATES (\$)
						First	Add'l	First	Add'l	SOMEK	SOMAN	SOMAN	SOMAN	SOMAN	SOMAN	
The "Zone" shown in the sections for stand-alone loops or loops as part of a combination refers to Geographically Deaveraged UNE Zones. To view Geographically Deaveraged UNE Zone Designations by Central Office, refer to Internet Website: http://www.interconnection.bellsouth.com/become_a_clec/html/interconnection.htm																
OPERATIONAL SUPPORT SYSTEMS																
NOTE: (1) Electronic Service Order: Frankfort Plant Board should contact its contract negotiator if it prefers the state specific electronic service ordering charges as ordered by the Commissions. The electronic service ordering charge currently contained in this rate exhibit is the BellSouth regional electronic service ordering charge. Frankfort Plant Board may elect either the state specific Commission ordered rates for the electronic service ordering charges, or Frankfort Plant Board may elect the regional electronic service ordering charge.																
NOTE: (2) Any element that can be ordered electronically will be billed according to the SOMEK rate listed in this category. Please refer to BellSouth's Business Rules for Local Ordering (BBR-LO) to determine if a product can be ordered electronically. For those elements that cannot be ordered electronically at present per the BBR-LO, the listed SOMEK rate in this category reflects the charge that would be billed to a CLEC once electronic ordering capabilities come on-line for that element. Otherwise, the manual ordering charge, SOMAN, will be applied to a CLECs bill when it submits an LSR to BellSouth.																
	Electronic OSS Charge, per LSR, submitted via BST's OSS interactive interfaces (Regional)				SOMEK		3.50									
UNBUNDLED EXCHANGE ACCESS LOOP																
2-WIRE ANALOG VOICE GRADE LOOP																
	2-Wire Analog VG Loop - Service Level 1- Zone 1		1	UEANL	UEAL2	13.54	70.44	44.05	46.93	10.40				19.99		
	2-Wire Analog VG Loop - Service Level 1- Zone 2		2	UEANL	UEAL2	19.73	70.44	44.05	46.93	10.40				19.99		
	2-Wire Analog VG Loop - Service Level 1- Zone 3		3	UEANL	UEAL2	28.27	70.44	44.05	46.93	10.40				19.99		
	Loop Testing - Basic 1st Half Hour			UEANL	URET1		78.92	78.92								
	Loop Testing - Basic Add'l Half Hour			UEANL	URETA		23.33	23.33								
	Engineering Information Document (EI)			UEANL			28.76	28.76								
	Manual Order Coordination for UVL-SL1s (per loop)*			UEANL	UEAMC		16.31	16.31								
	Order Coordination for Specified Conversion Time for UVL-SL1 (per LSR) *			UEANL	OCOSL		36.18	36.18								
2-WIRE Unbundled COPPER LOOP																
	2-Wire Unbundled Copper Loop - Non-Designed Zone 1	I	1	UEQ	UEQ2X	11.01	44.69	22.40	25.65	7.06				19.99		
	2W Unbundled Copper Loop - Non-Designed - Zone 2	I	2	UEQ	UEQ2X	12.67	44.69	22.40	25.65	7.06				19.99		
	2W Unbundled Copper Loop - Non-Designed - Zone 3	I	3	UEQ	UEQ2X	20.22	44.69	22.40	25.65	7.06				19.99		
	Order Coordination 2W Unbundled Copper Loop - Non-Designed (per loop)			UEQ	USBMC		16.31	16.31								
	Engineering Information Document			UEQ			28.76	28.76								
	Loop Testing - Basic 1st Half Hour			UEQ	URET1		78.92	78.92								
	Loop Testing - Basic Add'l Half Hour			UEQ	URETA		23.33	23.33								
UNBUNDLED EXCHANGE ACCESS LOOP																
2-WIRE ANALOG VOICE GRADE LOOP																
	2W Analog VG Loop-Service Level 1-Line Splitting- Zone 1	I	1	UEPSR UEPSB	UEALS	13.54	70.44	44.05	46.93	10.40				19.99		
	2W Analog VG Loop-Service Level 1-Line Splitting- Zone 1	I	1	UEPSR UEPSB	UEABS	13.54	70.44	44.05	46.93	10.40				19.99		
	2W Analog VG Loop- Service Level 1-Line Splitting-Zone 2	I	2	UEPSR UEPSB	UEALS	19.73	70.44	44.05	46.93	10.40				19.99		
	2W Analog VG Loop- Service Level 1-Line Splitting-Zone 2	I	1	UEPSR UEPSB	UEABS	19.73	70.44	44.05	46.93	10.40				19.99		
	2W Analog VG Loop-Service Level 1-Line Splitting-Zone 3	I	3	UEPSR UEPSB	UEALS	28.27	70.44	44.05	46.93	10.40				19.99		
	2W Analog VG Loop-Service Level 1-Line Splitting-Zone 3	I	1	UEPSR UEPSB	UEABS	28.27	70.44	44.05	46.93	10.40				19.99		
UNBUNDLED EXCHANGE ACCESS LOOP																
2-WIRE ANALOG VOICE GRADE LOOP																
	CLEC to CLEC Conversion Charge w/o outside dispatch (UVL-SL1)			UEANL	UREWO		48.12	22.02						19.99		
	2W Analog VG Loop - Service Level 2 w/Loop or Ground Start Signaling - Zone 1		1	UEA	UEAL2	17.27	236.75	177.10						19.99		
	2W Analog VG Loop - Service Level 2 w/Loop or Ground Start Signaling - Zone 2		2	UEA	UEAL2	32.32	236.75	177.10						19.99		
	2W Analog VG Loop - Service Level 2 w/Loop or Ground Start Signaling - Zone 3		3	UEA	UEAL2	55.78	236.75	177.10						19.99		
	Order Coordination for Specified Conversion Time (per LSR)			UEA	OCOSL		36.18									
	2W Analog VG Loop - Service Level 2 w/Reverse Battery Signaling - Zone 1		1	UEA	UEAR2	17.27	236.75	177.10						19.99		
	2W Analog VG Loop - Service Level 2 w/Reverse Battery Signaling - Zone 2		2	UEA	UEAR2	32.32	236.75	177.10						19.99		
	2W Analog VG Loop - Service Level 2 w/Reverse Battery Signaling - Zone 3		3	UEA	UEAR2	55.78	236.75	177.10						19.99		
	Order Coordination for Specified Conversion Time (per LSR)			UEA	OCOSL		36.18									
	CLEC to CLEC Conversion Charge w/o outside dispatch			UEA	UREWO		131.85	38.28						19.99		
4-WIRE ANALOG VOICE GRADE LOOP																
	4-Wire Analog VG Loop-Zone 1		1	UEA	UEAL4	20.92	457.14	348.83						19.99		
	4-Wire Analog VG Loop-Zone 2		2	UEA	UEAL4	39.14	457.14	348.83						19.99		
	4-Wire Analog VG Loop-Zone 3		3	UEA	UEAL4	67.57	457.14	348.83						19.99		

UNBUNDLED NETWORK ELEMENTS - Kentucky

UNBUNDLED NETWORK ELEMENTS - Kentucky											Attachment: 2		Exhibit: B		
CATEGORY	RATE ELEMENTS	Interim	Zone	BCS	USOC	RATES(\$)				Svc Order Submitted Elec per LSR	Svc Order Submitted Manually per LSR	Incremental Charge - Manual Svc Order vs. Electronic-1st	Incremental Charge - Manual Svc Order vs. Electronic-Add'l	Incremental Charge - Manual Svc Order vs. Electronic-Disc 1st	Incremental Charge - Manual Svc Order vs. Electronic-Disc Add'l
						Rec	Nonrecurring		Nonrecurring Disconnect						
							First	Add'l	First	Add'l	SOMEC	SOMAN	SOMAN	SOMAN	SOMAN
	Order Coordination for Specified Conversion Time (per LSR)			UEA	OCOSL		36.18								
	2-WIRE ISDN DIGITAL GRADE LOOP														
	2-Wire ISDN Digital Grade Loop-Zone 1		1	UDN	U1L2X	23.66	541.28	431.61				19.99			
	2-Wire ISDN Digital Grade Loop-Zone 2		2	UDN	U1L2X	44.28	541.28	431.61				19.99			
	2-Wire ISDN Digital Grade Loop-Zone 3		3	UDN	U1L2X	76.42	541.28	431.61				19.99			
	Order Coordination For Specified Conversion Time (per LSR)			UDN	OCOSL		36.18								
	CLEC to CLEC Conversion Charge w/o outside dispatch			UDN	UREWO		121.19	33.09				19.99			
	2-WIRE Universal Digital Channel (UDC) COMPATIBLE LOOP														
	2W Universal Digital Channel (UDC) Compatible Loop-Zone 1		1	UDC	UDC2X	25.73	233.47	158.51	105.49	20.48		19.99			
	2W Universal Digital Channel (UDC) Compatible Loop-Zone 2		2	UDC	UDC2X	34.83	233.47	158.51	105.49	20.48		19.99			
	2W Universal Digital Channel (UDC) Compatible Loop-Zone 3		3	UDC	UDC2X	45.56	233.47	158.51	105.49	20.48		19.99			
	CLEC to CLEC Conversion Charge w/o outside dispatch			UDC	UREWO		121.019	33.09				19.99			
	2-WIRE ASYMMETRICAL DIGITAL SUBSCRIBER LINE (ADSL) COMPATIBLE LOOP														
	2W Unbundled ADSL Loop including manual service inquiry & facility reservation - Zone 1		1	UAL	UAL2X	8.79	713.50	609.44				19.99			
	2W Unbundled ADSL Loop including manual service inquiry & facility reservation - Zone 2		2	UAL	UAL2X	16.46	713.50	609.44				19.99			
	2W Unbundled ADSL Loop including manual service inquiry & facility reservation - Zone 3		3	UAL	UAL2X	28.40	713.50	609.44				19.99			
	Order Coordination for Specified Conversion Time (per LSR)			UAL	OCOSL		36.18								
	2W Unbundled ADSL Loop w/o manual service inquiry & facility reservation - Zone 1		1	UAL	UAL2W	8.79	205.25	129.42	100.89	15.88		19.99			
	2W Unbundled ADSL Loop w/o manual service inquiry & facility reservation - Zone 2		2	UAL	UAL2W	16.46	205.25	129.42	100.89	15.88		19.99			
	2W Unbundled ADSL Loop w/o manual service inquiry & facility reservation - Zone 3		3	UAL	UAL2W	28.40	205.25	129.42	100.89	15.88		19.99			
	Order Coordination for Specified Conversion Time (per LSR)			UAL	OCOSL		36.18								
	CLEC to CLEC Conversion Charge w/o outside dispatch			UAL	UREWO		137.85	29.34				19.99			
	2-WIRE HIGH BIT RATE DIGITAL SUBSCRIBER LINE (HDSL) COMPATIBLE LOOP														
	2W Unbundled HDSL Loop including manual service inquiry & facility reservation - Zone 1		1	UHL	UHL2X	6.29	713.50	609.44				19.99			
	2W Unbundled HDSL Loop including manual service inquiry & facility reservation - Zone 2		2	UHL	UHL2X	11.78	713.50	609.44				19.99			
	2W Unbundled HDSL Loop including manual service inquiry & facility reservation - Zone 3		3	UHL	UHL2X	20.33	713.50	609.44				19.99			
	Order Coordination for Specified Conversion Time (per LSR)			UHL	OCOSL		36.18								
	2W Unbundled HDSL Loop w/o manual service inquiry and facility reservation - Zone 1		1	UHL	UHL2W	6.29	222.58	146.75	100.89	15.88		19.99			
	2W Unbundled HDSL Loop w/o manual service inquiry and facility reservation - Zone 2		2	UHL	UHL2W	11.78	222.58	146.75	100.89	15.88		19.99			
	2W Unbundled HDSL Loop w/o manual service inquiry and facility reservation - Zone 3		3	UHL	UHL2W	20.33	222.58	146.75	100.89	15.88		19.99			
	Order Coordination for Specified Conversion Time (per LSR)			UHL	OCOSL		36.18								
	CLEC to CLEC Conversion Charge w/o outside dispatch			UHL	UREWO		137.79	29.34				19.99			
	4-WIRE HIGH BIT RATE DIGITAL SUBSCRIBER LINE (HDSL) COMPATIBLE LOOP														
	4W Unbundled HDSL Loop including manual service inquiry and facility reservation - Zone 1		1	UHL	UHL4X	7.68	748.93	646.17				19.99			
	4W Unbundled HDSL Loop including manual service inquiry and facility reservation - Zone 2		2	UHL	UHL4X	14.38	748.93	646.17				19.99			
	4W Unbundled HDSL Loop including manual service inquiry and facility reservation - Zone 3		3	UHL	UHL4X	24.82	748.93	646.17				19.99			
	Order Coordination for Specified Conversion Time (per LSR)			UHL	OCOSL		36.18								
	4W Unbundled HDSL Loop w/o manual service inquiry and facility reservation - Zone 1		1	UHL	UHL4W	7.68	279.79	203.96	109.64	20.64		19.99			
	4W Unbundled HDSL Loop w/o manual service inquiry and facility reservation - Zone 2		2	UHL	UHL4W	14.38	279.79	203.96	109.64	20.64		19.99			
	4W Unbundled HDSL Loop w/o manual service inquiry and facility reservation - Zone 3		3	UHL	UHL4W	24.82	279.79	203.96	109.64	20.64		19.99			
	Order Coordination for Specified Conversion Time (per LSR)			UHL	OCOSL		36.18								
	CLEC to CLEC Conversion Charge w/o outside dispatch			UHL	UREWO		137.79	29.34				19.99			
	4-WIRE DS1 DIGITAL LOOP														
	4-Wire DS1 Digital Loop-Zone 1		1	USL	USLXX	50.26	849.80	523.27				19.99			
	4-Wire DS1 Digital Loop-Zone 2		2	USL	USLXX	94.06	849.80	523.27				19.99			

UNBUNDLED NETWORK ELEMENTS - Kentucky											Attachment: 2				Exhibit: B	
CATEGORY	RATE ELEMENTS	Interim	Zone	BCS	USOC	RATES(\$)				Svc Order Submitted Elec per LSR	Svc Order Submitted Manual per LSR	Incremental Charge - Manual Svc Order vs. Electronic-1st	Incremental Charge - Manual Svc Order vs. Electronic-Add'l	Incremental Charge - Manual Svc Order vs. Electronic-Disc 1st	Incremental Charge - Manual Svc Order vs. Electronic-Disc Add'l	
						Rec	Nonrecurring		Nonrecurring Disconnect							OSS RATES (\$)
							First	Add'l	First	Add'l	SOMEC	SOMAN	SOMAN	SOMAN	SOMAN	
	4-Wire DS1 Digital Loop-Zone 3		3	USL	USLXX	162.34	849.80	523.27				19.99				
	Order Coordination for Specified Conversion Time (per LSR)			USL	OCOSL		36.18									
	CLEC to CLEC Conversion Charge w/o outside dispatch			USL	UREWO		130.27	40.05								
	4-WIRE 19.2, 56 OR 64 KBPS DIGITAL GRADE LOOP															
	4W Unbundled Digital 19.2 Kbps		1	UDL	UDL19	35.92	250.99	176.03	116.85	27.85		19.99				
	4W Unbundled Digital 19.2 Kbps		2	UDL	UDL19	40.32	250.99	176.03	116.85	27.85		19.99				
	4W Unbundled Digital 19.2 Kbps		3	UDL	UDL19	37.90	250.99	176.03	116.85	27.85		19.99				
	4W Unbundled Digital Loop 56 Kbps - Zone 1		1	UDL	UDL56	35.92	250.99	176.03	116.85	27.85		19.99				
	4W Unbundled Digital Loop 56 Kbps - Zone 2		2	UDL	UDL56	40.32	250.99	176.03	116.85	27.85		19.99				
	4W Unbundled Digital Loop 56 Kbps - Zone 3		3	UDL	UDL56	37.90	250.99	176.03	116.85	27.85		19.99				
	Order Coordination for Specified Conversion Time (per LSR)			UDL	OCOSL		36.18									
	4W Unbundled Digital Loop 64 Kbps - Zone 1		1	UDL	UDL64	35.92	250.99	176.03	116.85	27.85		19.99				
	4W Unbundled Digital Loop 64 Kbps - Zone 2		2	UDL	UDL64	40.32	250.99	176.03	116.85	27.85		19.99				
	4W Unbundled Digital Loop 64 Kbps - Zone 3		3	UDL	UDL64	37.90	250.99	176.03	116.85	27.85		19.99				
	Order Coordination for Specified Conversion Time (per LSR)			UDL	OCOSL		36.18									
	CLEC to CLEC Conversion Charge w/o outside dispatch			UDL	UREWO		131.69	38.69				19.99				
	2-WIRE Unbundled COPPER LOOP															
	2W Unbundled Copper Loop/Short including manual service inquiry & facility reservation - Zone 1		1	UCL	UCLPB	14.94	283.77	164.04	120.60	22.45		19.99				
	2W Unbundled Copper Loop/Short including manual service inquiry & facility reservation - Zone 2		2	UCL	UCLPB	15.15	283.77	164.04	120.60	22.45		19.99				
	2W Unbundled Copper Loop/Short including manual service inquiry & facility reservation - Zone 3		3	UCL	UCLPB	15.73	283.77	164.04	120.60	22.45		19.99				
	Order Coordination for Unbundled Copper Loops (per loop)			UCL	UCLMC		16.31	16.31								
	2W Unbundled Copper Loop/Short w/o manual service inquiry and facility reservation - Zone 1		1	UCL	UCLPW	14.94	203.39	127.56	100.89	15.88		19.99				
	2W Unbundled Copper Loop/Short w/o manual service inquiry and facility reservation - Zone 2		2	UCL	UCLPW	15.15	203.39	127.56	100.89	15.88		19.99				
	2W Unbundled Copper Loop/Short w/o manual service inquiry and facility reservation - Zone 3		3	UCL	UCLPW	15.73	203.39	127.56	100.89	15.88		19.99				
	Order Coordination for Unbundled Copper Loops (per loop)			UCL	UCLMC		16.31	16.31								
	2W Unbundled Copper Loop/Long - includes manual svc. inquiry and facility reservation - Zone 1		1	UCL	UCL2L	36.19	270.38	150.65	120.60	22.45		19.99				
	2W Unbundled Copper Loop/Long - includes manual svc. inquiry and facility reservation - Zone 2		2	UCL	UCL2L	49.31	270.38	150.65	120.60	22.45		19.99				
	2W Unbundled Copper Loop/Long - includes manual svc. inquiry and facility reservation - Zone 3		3	UCL	UCL2L	80.78	270.38	150.65	120.60	22.45		19.99				
	Order Coordination for Unbundled Copper Loops (per loop)			UCL	UCLMC		16.31	16.31								
	2W Unbundled Copper Loop/Long - w/o manual service inquiry and facility reservation - Zone 1		1	UCL	UCL2W	36.19	190.00	114.17	100.89	15.88		19.99				
	2W Unbundled Copper Loop/Long - w/o manual service inquiry and facility reservation - Zone 2		2	UCL	UCL2W	49.31	190.00	114.17	100.89	15.88		19.99				
	2W Unbundled Copper Loop/Long - w/o manual service inquiry and facility reservation - Zone 3		3	UCL	UCL2W	80.78	190.00	114.17	100.89	15.88		19.99				
	Order Coordination for Unbundled Copper Loops (per loop)			UCL	UCLMC		16.31	16.31								
	CLEC to CLEC Conversion Charge w/o outside dispatch (UCL-Des)			UCL	UREWO		148.88	31.42				19.99				
	CLEC to CLEC Conversion Charge w/o outside dispatch (UCL-ND)			UEQ	UREWO		44.69	22.02				19.99				
	4-WIRE COPPER LOOP															
	4W Copper Loop/Short - including manual service inquiry and facility reservation - Zone 1		1	UCL	UCL4S	25.26	332.20	212.46	130.27	27.51		19.99				
	4W Copper Loop/Short - including manual service inquiry and facility reservation - Zone 2		2	UCL	UCL4S	23.00	332.20	212.46	130.27	27.51		19.99				
	4W Copper Loop/Short - including manual service inquiry and facility reservation - Zone 3		3	UCL	UCL4S	19.08	332.20	212.46	130.27	27.51		19.99				
	Order Coordination for Unbundled Copper Loops (per loop)			UCL	UCLMC		16.31	16.31								
	4W Copper Loop/Short - w/o manual service inquiry and facility reservation - Zone 1		1	UCL	UCL4W	25.26	251.82	175.99	109.64	20.64		19.99				
	4W Copper Loop/Short - w/o manual service inquiry and facility reservation - Zone 2		2	UCL	UCL4W	23.00	251.82	175.99	109.64	20.64		19.99				
	4W Copper Loop/Short - w/o manual service inquiry and facility reservation - Zone 3		3	UCL	UCL4W	19.08	251.82	175.99	109.64	20.64		19.99				

UNBUNDLED NETWORK ELEMENTS - Kentucky

UNBUNDLED NETWORK ELEMENTS - Kentucky											Attachment: 2				Exhibit: B							
CATEGORY	RATE ELEMENTS	Interim	Zone	BCS	USOC	RATES(\$)					Svc Order Submitted Elec per LSR	Order Submitted Manually per LSR	Incremental Charge - Manual Svc Order vs. Electronic-1st	Incremental Charge - Manual Svc Order vs. Electronic-Add'l	Incremental Charge - Manual Svc Order vs. Electronic-Disc 1st	Incremental Charge - Manual Svc Order vs. Electronic-Disc Add'l						
						Rec	Nonrecurring		Nonrecurring Disconnect								OSS RATES (\$)					
							First	Add'l	First	Add'l							SOMEK	SOMAN	SOMAN	SOMAN	SOMAN	SOMAN
	Order Coordination for Unbundled Copper Loops (per loop)			UCL	UCLMC		16.31	16.31														
	4W Unbundled Copper Loop/Long - includes manual svc. inquiry and facility reservation - Zone 1		1	UCL	UCL4L	61.02	318.81	199.07	130.27	27.51		19.99										
	4W Unbundled Copper Loop/Long - includes manual svc. inquiry and facility reservation - Zone 2		2	UCL	UCL4L	55.74	318.81	199.07	130.27	27.51		19.99										
	4W Unbundled Copper Loop/Long - includes manual svc. inquiry and facility reservation - Zone 3		3	UCL	UCL4L	88.97	318.81	199.07	130.27	27.51		19.99										
	Order Coordination for Unbundled Copper Loops (per loop)			UCL	UCLMC		16.31	16.31														
	4W Unbundled Copper Loop/Long - w/o manual svc. inquiry and facility reservation - Zone 1		1	UCL	UCL4O	61.02	238.42	162.60	109.64	20.64		19.99										
	4W Unbundled Copper Loop/Long - w/o manual svc. inquiry and facility reservation - Zone 2		2	UCL	UCL4O	55.74	238.42	162.60	109.64	20.64		19.99										
	4W Unbundled Copper Loop/Long - w/o manual svc. inquiry and facility reservation - Zone 3		3	UCL	UCL4O	88.97	238.42	162.60	109.64	20.64		19.99										
	Order Coordination for Unbundled Copper Loops (per loop)			UCL	UCLMC		16.31	16.31														
	CLEC to CLEC Conversion Charge w/o outside dispatch (UCL-Des)			UCL	UREWO		148.88	31.42				19.99										
LOOP MODIFICATION																						
	Unbundled Loop Modification, Removal of Load Coils - 2W pair less than or equal to 18k ft			UAL, UHL, UCL, UEQ, ULS	ULM2L		65.20	65.20														
	Unbundled Loop Modification, Removal of Load Coils - 2W greater than 18k ft			UCL, ULS	ULM2G		341.64	341.64														
	Unbundled Loop Modification Removal of Load Coils - 4W less than or equal to 18K ft			UHL, UCL	ULM4L		65.20	65.20														
	Unbundled Loop Modification Removal of Load Coils - 4W pair greater than 18k ft			UCL	ULM4G		341.64	341.64														
	Unbundled Loop Modification Removal of Bridged Tap Removal, per unbundled loop			UAL, UHL, UCL, UEQ, UEF, ULS	ULMBT		65.24	65.24														
SUB-LOOPS																						
Sub-Loop Distribution																						
	Sub-Loop-Per CrossBox Location-CLEC Feeder Facility Set-Up	I		UEANL	USBSA		600.03	600.03				19.99										
	Sub-Loop - Per Cross Box Location - Per 25 Pair Panel Set-Up	I		UEANL	USBSB		45.28	45.28				19.99										
	Sub-Loop - Per Building Equipment Room - CLEC Feeder Facility Set-Up	I		UEANL	USBSC		379.89	379.89				19.99										
	Sub-Loop - Per Building Equipment Room - Per 25 Pair Panel Set-Up	I		UEANL	USBSD		111.55	111.55				19.99										
	Sub-Loop Distribution Per 2-Wire Analog VG Loop-Zone 1	I	1	UEANL	USBN2	9.03	131.64	61.93	90.83	13.44		19.99										
	Sub-Loop Distribution Per 2-Wire Analog VG Loop-Zone 2	I	2	UEANL	USBN2	12.25	131.64	61.93	90.83	13.44		19.99										
	Sub-Loop Distribution Per 2-Wire Analog VG Loop-Zone 3	I	3	UEANL	USBN2	16.71	131.64	61.93	90.83	13.44		19.99										
	Order Coordination for Unbundled Sub-Loops, per sub-loop pair			UEANL	USBMC		36.18	36.18														
	Sub-Loop Distribution Per 4-Wire Analog VG Loop - Zone 1		1	UEANL	USBN4	10.18	158.12	88.41	99.10	18.08		19.99										
	Sub-Loop Distribution Per 4-Wire Analog VG Loop - Zone 2		2	UEANL	USBN4	9.44	158.12	88.41	99.10	18.08		19.99										
	Sub-Loop Distribution Per 4-Wire Analog VG Loop - Zone 3		3	UEANL	USBN4	13.38	158.12	88.41	99.10	18.08		19.99										
	Order Coordination for Unbundled Sub-Loops, per sub-loop pair			UEANL	USBMC		36.18	36.18														
	Sub-Loop 2-Wire Intrabuilding Network Cable (INC)	I		UEANL	USBR2	3.23	106.06	36.35	90.83	13.44		19.99										
	Order Coordination for Unbundled Sub-Loops, per sub-loop pair			UEANL	USBMC		36.18	36.18														
	Sub-Loop 4-Wire Intrabuilding Network Cable (INC)	I		UEANL	USBR4	6.29	118.54	48.84	99.10	18.08		19.99										
	Order Coordination for Unbundled Sub-Loops, per sub-loop pair			UEANL	USBMC		36.18	36.18														
	2W Copper Unbundled Sub-Loop Distribution - Zone 1	I	1	UEF	UCS2X	8.01	131.64	61.93	90.83	13.44		19.99										
	2W Copper Unbundled Sub-Loop Distribution - Zone 2	I	2	UEF	UCS2X	9.18	131.64	61.93	90.83	13.44		19.99										
	2W Copper Unbundled Sub-Loop Distribution - Zone 3	I	3	UEF	UCS2X	11.02	131.64	61.93	90.83	13.44		19.99										
	Order Coordination for Unbundled Sub-Loops, per sub-loop pair			UEF	USBMC		36.18	36.18														
	4W Copper Unbundled Sub-Loop Distribution - Zone 1	I	1	UEF	UCS4X	10.65	158.12	88.41	99.10	18.08		19.99										
	4W Copper Unbundled Sub-Loop Distribution - Zone 2	I	2	UEF	UCS4X	9.71	158.12	88.41	99.10	18.08		19.99										
	4W Copper Unbundled Sub-Loop Distribution - Zone 3	I	3	UEF	UCS4X	8.45	158.12	88.41	99.10	18.08		19.99										
	Order Coordination for Unbundled Sub-Loops, per sub-loop pair			UEF	USBMC		36.18	36.18														
Unbundled Sub-Loop Modification																						
	Unbundled Sub-Loop Modification - 2-W Copper Dist Load Coil/Equip Removal per 2-W PR			UEF	ULM2X		355.83	12.27				19.99										
	Unbundled Sub-loop Modification - 4-W Copper Dist Load Coil/Equip Removal per 4-W PR			UEF	ULM4X		355.83	12.27				19.99										
	Unbundled Sub-loop Modification - 2-w/4-w Copper Dist Bridged Tap Removal, per PR unloaded			UEF	ULM4T		560.74	14.30				19.99										

UNBUNDLED NETWORK ELEMENTS - Kentucky

UNBUNDLED NETWORK ELEMENTS - Kentucky											Attachment: 2		Exhibit: B		
CATEGORY	RATE ELEMENTS	Interim	Zone	BCS	USOC	RATES(\$)				Svc Order Submitted Elec per LSR	Svc Order Submitted Manual per LSR	Incremental Charge - Manual Svc Order vs. Electronic-1st	Incremental Charge - Manual Svc Order vs. Electronic-Add'l	Incremental Charge - Manual Svc Order vs. Electronic-Disc 1st	Incremental Charge - Manual Svc Order vs. Electronic-Disc Add'l
						Rec	Nonrecurring		Nonrecurring Disconnect						
							First	Add'l	First	Add'l	SOMEC	SOMAN	SOMAN	SOMAN	SOMAN
	Unbundled Network Terminating Wire (UNTW)														
	Unbundled Network Terminating Wire (UNTW) per Pair			UENTW	UENPP	0.64	62.83	62.83				19.99			
	Network Interface Device (NID)														
	Network Interface Device (NID) - 1-2 lines			UENTW	UND12		89.66	57.24				19.99			
	Network Interface Device (NID) - 1-6 lines			UENTW	UND16		129.24	99.52				19.99			
	Network Interface Device Cross Connect - 2 W			UENTW	UNDC2		11.78	11.78				19.99			
	Network Interface Device Cross Connect - 4W			UENTW	UNDC4		11.78	11.78				19.99			
	SUB-LOOPS														
	Sub-Loop Feeder														
	USL-Feeder, DS0 Set-up per Cross Box location - CLEC Distribution Facility set-up			UEA, UDN,UCL, UDL,UDC	USBFW	600.03									
	USL Feeder - DS0 Set-up per Cross Box location - per 25 pair set-up			UEA, UDN,UCL, UDL,UDC	USBFX	45.28	45.28								
	USL Feeder DS1 Set-up at DSX location, per DS1 termination			USL	USBFZ	527.98	11.32								
	Unbundled Sub-Loop Feeder Loop, 2W Ground Start, VG - Zone 1		1	UEA	USBFA	10.36	184.97	111.91	108.76	26.76		19.99			
	Unbundled Sub-Loop Feeder Loop, 2W Ground-Start, VG - Zone 2		2	UEA	USBFA	13.62	184.97	111.91	108.76	26.76		19.99			
	Unbundled Sub-Loop Feeder Loop, Per 2W Ground-Start, VG - Zone 3		3	UEA	USBFA	19.69	184.97	111.91	108.76	26.76		19.99			
	Order Coordination for Specified Conversion Time, per LSR			UEA	OCOSL		36.18								
	Unbundle Sub-Loop Feeder Loop, 2W Loop-Start, VG - Zone 1		1	UEA	USBFB	10.36	184.97	111.91	108.76	26.76		19.99			
	Unbundled Sub-Loop Feeder Loop, 2W Loop-Start, VG-Zone 2		2	UEA	USBFB	13.62	184.97	111.91	108.76	26.76		19.99			
	Unbundled Sub-Loop Feeder Loop, 2W Start Loop, VG-Zone 3		3	UEA	USBFB	19.69	184.97	111.91	108.76	26.76		19.99			
	Order Coordination for Specified Time Conversion, per LSR			UEA	OCOSL		36.18								
	Unbundled Sub-Loop Feeder Loop, 2W Reverse Battery, VG - Zone 1		1	UEA	USBFC	10.36	184.97	111.91	108.76	26.76		19.99			
	Unbundled Sub-Loop Feeder Loop, 2W Reverse Battery, VG - Zone 2		2	UEA	USBFC	13.62	184.97	111.91	108.76	26.76		19.99			
	Unbundled Sub-Loop Feeder Loop, 2W Reverse Battery, VG - Zone 3		3	UEA	USBFC	19.69	184.97	111.91	108.76	26.76		19.99			
	Order Coordination For Specified Conversion Time, per LSR			UEA	OCOSL		36.18								
	Unbundled Sub-Loop Feeder Loop, 4W Ground-Start, VG - Zone 1		1	UEA	USBFD	30.69	213.56	138.60	122.64	33.64		19.99			
	Unbundled Sub-Loop Feeder Loop, 4W Ground-Start, VG - Zone 2		2	UEA	USBFD	36.12	213.56	138.60	122.64	33.64		19.99			
	Unbundled Sub-Loop Feeder Loop, 4W Ground Start, VG - Zone 3		3	UEA	USBFD	22.90	213.56	138.60	122.64	33.64		19.99			
	Order Coordination For Specified Conversion Time, Per LSR			UEA	OCOSL		36.18								
	Unbundled Sub-Loop Feeder Loop, 4W Loop-Start, VG - Zone 1		1	UEA	USBFE	30.69	213.56	138.60	122.64	33.64		19.99			
	Unbundled Sub-Loop Feeder Loop, 4W Loop-Start, VG-Zone 2		2	UEA	USBFE	36.12	213.56	138.60	122.64	33.64		19.99			
	Unbundled Sub-Loop Feeder Loop, 4W Loop-Start, VG-Zone 3		3	UEA	USBFE	22.90	213.56	138.60	122.64	33.64		19.99			
	Order Coordination For Specified Conversion Time, Per LSR			UEA	OCOSL		36.18								
	Unbundled Sub-Loop Feeder Loop, 2-Wire ISDN BRI - Zone 1		1	UDN	USBFF	17.75	211.30	136.34	111.02	26.01		19.99			
	Unbundled Sub-Loop Feeder Loop, 2-Wire ISDN BRI - Zone 2		2	UDN	USBFF	23.67	211.30	136.34	111.02	26.01		19.99			
	Unbundled Sub-Loop Feeder Loop, 2-Wire ISDN BRI - Zone 3		3	UDN	USBFF	29.90	211.30	136.34	111.02	26.01		19.99			
	Order Coordination For Specified Conversion Time, Per LSR			UDN	OCOSL		36.18								
	Unbundled Sub-Loop Feeder, 2W UDC (IDSL compatible)		1	UDC	USBFS	17.75	211.30	136.34	111.02	26.01		19.99			
	Unbundled Sub-Loop Feeder, 2W UDC (IDSL compatible)		2	UDC	USBFS	23.67	211.30	136.34	111.02	26.01		19.99			
	Unbundled Sub-Loop Feeder, 2W UDC (IDSL compatible)		3	UDC	USBFS	29.90	211.30	136.34	111.02	26.01		19.99			
	Unbundled Sub-Loop Feeder Loop, 4-Wire DS1 - Zone 1		1	USL	USBFG	75.10	202.14	127.18	122.64	33.64		19.99			
	Unbundled Sub-Loop Feeder Loop, 4-Wire DS1 - Zone 2		2	USL	USBFG	104.53	202.14	127.18	122.64	33.64		19.99			
	Unbundled Sub-Loop Feeder Loop, 4-Wire DS1 - Zone 3		3	USL	USBFG	152.36	202.14	127.18	122.64	33.64		19.99			
	Order Coordination For Specified Conversion Time, Per LSR			USL	OCOSL		36.18								
	Unbundled Sub-Loop Feeder, 2-Wire Copper Loop-Zone 1		1	UCL	USBFH	8.29	167.62	92.66	106.42	21.41		19.99			
	Unbundled Sub-Loop Feeder Loop, 2W Copper Loop-Zone 2		2	UCL	USBFH	7.30	167.62	92.66	106.42	21.41		19.99			
	Unbundled Sub-Loop Feeder Loop, 2W Copper Loop-Zone 3		3	UCL	USBFH	6.03	167.62	92.66	106.42	21.41		19.99			
	Order Coordination For Specified Conversion Time, per LSR			UCL	OCOSL		36.18								
	Sub-Loop Feeder - Per 4-Wire Copper Loop-Zone 1		1	UCL	USBFJ	16.55	202.05	127.09	115.43	26.43		19.99			
	Sub-Loop Feeder - Per 4-Wire Copper Loop-Zone 2		2	UCL	USBFJ	15.35	202.05	127.09	115.43	26.43		19.99			
	Sub-Loop Feeder - Per 4-Wire Copper Loop-Zone 3		3	UCL	USBFJ	12.52	202.05	127.09	115.43	26.43		19.99			
	Order Coordination For Specified Conversion Time, per LSR			UCL	OCOSL		36.18								
	Sub-Loop Feeder - Per 4-Wire 19.2 Kbps Digital Grade Loop		1	UDL	USBFN	27.38	202.14	127.18	122.64	33.64		19.99			

UNBUNDLED NETWORK ELEMENTS - Kentucky

UNBUNDLED NETWORK ELEMENTS - Kentucky											Attachment: 2				Exhibit: B	
CATEGORY	RATE ELEMENTS	Interim	Zone	BCS	USOC	RATES(\$)					Svc Order Submitted Elec per LSR	Svc Order Submitted Manually per LSR	Incremental Charge - Manual Svc Order vs. Electronic-1st	Incremental Charge - Manual Svc Order vs. Electronic-Add'l	Incremental Charge - Manual Svc Order vs. Electronic-Disc 1st	Incremental Charge - Manual Svc Order vs. Electronic-Disc Add'l
						Rec	Nonrecurring		Nonrecurring Disconnect							
							First	Add'l	First	Add'l	SOMEK	SOMAN	SOMAN	SOMAN	SOMAN	SOMAN
	Sub-Loop Feeder - Per 4-Wire 19.2 Kbps Digital Grade Loop		2	UDL	USBFN	33.41	202.14	127.18	122.64	33.64						
	Sub-Loop Feeder - Per 4-Wire 19.2 Kbps Digital Grade Loop		3	UDL	USBFN	24.47	202.14	127.18	122.64	33.64						
	Sub-Loop Feeder - Per 4W 56 Kbps Digital Grade Loop-Zone 1		1	UDL	USBFO	27.38	202.14	127.18	122.64	33.64						
	Sub-Loop Feeder - Per 4W 56 Kbps Digital Grade Loop-Zone 2		2	UDL	USBFO	33.41	202.14	127.18	122.64	33.64						
	Sub-Loop Feeder - Per 4W 56 Kbps Digital Grade Loop-Zone 3		3	UDL	USBFO	24.47	202.14	127.18	122.64	33.64						
	Order Coordination For Specified Time Conversion, per LSR			UDL	OCOSL		36.18									
	Sub-Loop Feeder - Per 4W 64 Kbps Digital Grade Loop-Zone 1		1	UDL	USBFN	27.38	202.14	127.18	122.64	33.64						
	Sub-Loop Feeder - Per 4W 64 Kbps Digital Grade Loop-Zone 2		2	UDL	USBFN	33.41	202.14	127.18	122.64	33.64						
	Sub-Loop Feeder - Per 4W 64 Kbps Digital Grade Loop-Zone 3		3	UDL	USBFN	24.47	202.14	127.18	122.64	33.64						
	Order Coordination For Specified Conversion Time, per LSR			UDL	OCOSL		36.18									
SUB-LOOPS																
Sub-Loop Feeder																
	Sub Loop Feeder - DS3 - Per Mile Per Month			UE3	1L5SL	15.38										
	Sub Loop Feeder - DS3 - Facility Termination Per Month			UE3	USBF1	346.30	3,386.00	407.14	160.86	91.19		19.99				
	Sub Loop Feeder - STS-1 - Per Mile Per Month			UDLSX	1L5SL	15.38										
	Sub Loop Feeder - STS-1 - Facility Termination Per Month			UDLSX	USBF7	372.80	3,386.00	407.14	160.86	91.19		19.99				
	Sub Loop Feeder - OC-3 - Per Mile Per Month			UDLO3	1L5SL	11.67										
	Sub Loop Feeder-OC-3-Facility Termination Protection Per Month			UDLO3	USBF5	58.27										
	Sub Loop Feeder - OC-3 - Facility Termination Per Month			UDLO3	USBF2	564.68	3,386.00	407.14	160.86	91.19		19.99				
	Sub Loop Feeder - OC-12 - Per Mile Per Month			UDL12	1L5SL	14.36										
	Sub Loop Feeder - OC-12 - Facility Termination Protection Per Month			UDL12	USBF6	658.35										
	Sub Loop Feeder - OC-12 - Facility Termination Per Month			UDL12	USBF3	1,778.00	3,386.00	407.14	160.86	91.19		19.99				
	Sub Loop Feeder - OC-48 - Per Mile Per Month			UDL48	1L5SL	47.11										
	Sub Loop Feeder - OC-48 - Facility Termination Protection Per Month			UDL48	USBF9	330.39										
	Sub Loop Feeder - OC-48 - Facility Termination Per Month			UDL48	USBF4	1,533.00	3,571.00	407.14	160.86	91.19		19.99				
	Sub Loop Feeder - OC-12 Interface On OC-48			UDL48	USBF8	372.76	788.37	407.14	160.86	91.19		19.99				
UNBUNDLED LOOP CONCENTRATION																
	Unbundled Loop Concentration - System A (TR008)			ULC	UCT8A	522.17	651.04	651.04				19.99				
	Unbundled Loop Concentration - System B (TR008)			ULC	UCT8B	63.59	271.27	271.27				19.99				
	Unbundled Loop Concentration - System A (TR303)			ULC	UCT3A	567.21	651.04	651.04				19.99				
	Unbundled Loop Concentration - System B (TR303)			ULC	UCT3B	107.16	271.27	271.27				19.99				
	Unbundled Loop Concentration - DS1 Loop Interface Card			ULC	UCTCO	6.04	126.61	92.17	33.46	9.37		19.99				
	Unbundled Loop Concentration - ISDN Loop Interface (Brite Card)			UDN	ULCC1	9.59	21.08	20.96	10.75	10.68		19.99				
	Unbundled Loop Concentration - UDC Loop Interface (Brite Card)			UDC	ULCCU	9.59	21.08	20.96	10.75	10.68		19.99				
	Unbundled Loop Concentration - 2W Voice-Loop Start or Ground Start Loop Interface (POTS Card)			UEA	ULCC2	2.40	21.08	20.96	10.75	10.68		19.99				
	Unbundled Loop Concentration - 2W Voice - Reverse Battery Loop Interface (SPOTS Card)			UEA	ULCCR	14.26	21.08	20.96	10.75	10.68		19.99				
	Unbundled Loop Concentration - 4W Voice Loop Interface (Specials Card)			UEA	ULCC4	8.51	21.08	20.96	10.75	10.68		19.99				
	Unbundled Loop Concentration - TEST CIRCUIT Card			ULC	UCTTC	41.58	21.08	20.96	10.75	10.68		19.99				
	Unbundled Loop Concentration - Digital 19.2 Kbps Data Loop Interface			UDL	ULCC7	12.60	21.08	20.96	10.75	10.68		19.99				
	Unbundled Loop Concentration - Digital 56 Kbps Data Loop Interface			UDL	ULCC5	12.60	21.08	20.96	10.75	10.68		19.99				
	Unbundled Loop Concentration - Digital 64 Kbps Data Loop Interface			UDL	ULCC6	12.60	21.08	20.96	10.75	10.68		19.99				
UNE OTHER, PROVISIONING ONLY - NO RATE																
	NID - Dispatch and Service Order for NID installation			UENTW	UNDBX											
	UNTW Circuit Id Establishment, Provisioning Only - No Rate			UENTW	UENCE											
	Unbundled Contract Name, Provisioning Only - No Rate			UEANL,UEF,UEQ,UENTW	UNECN											
UNE OTHER, PROVISIONING ONLY - NO RATE																
	Unbundled Contact Name, Provisioning Only - no rate			UAL,UCL,UDC,UDL,UDN,UEA,UHL,ULC	UNECN	0.00	0.00									
	Unbundled Sub-Loop Feeder-2W Cross Box Jumper - no rate			UEA,UDN,UCL,UDC	USBFQ	0.00	0.00									
	Unbundled Sub-Loop Feeder-4W Cross Box Jumper - no rate			UEA,USL,UCL,UDL	USBFR	0.00	0.00									
	Unbundled DS1 Loop - Superframe Format Option - no rate			USL	CCOSF	0.00	0.00									

UNBUNDLED NETWORK ELEMENTS - Kentucky											Attachment: 2		Exhibit: B		
CATEGORY	RATE ELEMENTS	Interim	Zone	BCS	USOC	RATES(\$)				Svc Order Submitted Elec per LSR	Svc Order Submitted Manual per LSR	Incremental Charge - Manual Svc Order vs. Electronic-1st	Incremental Charge - Manual Svc Order vs. Electronic-Add'l	Incremental Charge - Manual Svc Order vs. Electronic-Disc 1st	Incremental Charge - Manual Svc Order vs. Electronic-Disc Add'l
						Rec	Nonrecurring		Nonrecurring Disconnect						
						First	Add'l	First	Add'l	SOMEC	SOMAN	SOMAN	SOMAN	SOMAN	SOMAN
	Unbundled DS1 Loop - Expanded Superframe Format option - no rate			USL	CCOEF	0.00	0.00								
HIGH CAPACITY UNBUNDLED LOCAL LOOP															
NOTE: 4 month minimum billing period															
	High Capacity Unbundled Local Loop - DS3 - Per Mile per month			UE3	1L5ND	11.53									
	High Capacity Unbundled Local Loop - DS3 - Facility Termination per month			UE3	UE3PX	379.72	903.34	528.05	238.20	166.62		19.99			
	High Capacity Unbundled Local Loop - STS-1 - Per Mile per month			UDLSX	1L5ND	11.53									
	High Capacity Unbundled Local Loop - STS-1 - Facility Termination per month			UDLSX	UDLS1	394.76	903.34	528.05	238.20	166.62		19.99			
LOOP MAKE-UP															
	Loop Makeup - Preordering Without Reservation, per working or spare facility queried (Manual).			UMK	UMKLV		47.98	47.98							
	Loop Makeup - Preordering With Reservation, per spare facility queried (Manual).			UMK	UMKLP		50.88	50.88							
	Loop Makeup--With or Without Reservation, per working or spare facility queried (Mechanized)			UMK	PSUMK		0.6746	0.6746							
HIGH FREQUENCY SPECTRUM															
SPLITTERS-CENTRAL OFFICE BASED															
	Line Sharing Splitter, per System 96 Line Capacity	I		ULS	ULSDA	203.33	377.71	0.00	357.29	0.00		0.00			
	Line Sharing Splitter, per System 24 Line Capacity	I		ULS	ULSDB	50.83	377.71	0.00	357.29	0.00		0.00			
	Line Sharing Splitter, Per System, 8 Line Capacity	I		ULS	ULSD8	16.94	377.71	0.00	357.29	0.00		0.00			
	Line Sharing-DLEC Owned Splitter in CO-CFA activation-deactivation (per LSOD)	I		ULS	ULSDG		57.72		11.43						
END USER ORDERING-CENTRAL OFFICE BASED-HIGH FREQUENCY SPECTRUM AKA LINE SHARING															
	Line Sharing - per Line Activation	I		ULS	ULSDC	0.61	37.02	21.20	20.10	9.87		19.99			
	Line Sharing - per Subsequent Activity per Line Rearrangement	I		ULS	ULSDS		32.78	16.38				19.99			
	Line Splitting - per line activation DLEC owned splitter	I		UEPSR UEPSB	UREOS	0.61									
	Line Splitting - per line activation BST owned - physical	I		UEPSR UEPSB	UREBP	0.647	37.02	21.20	21.10	9.87					
	Line Splitting - per line activation BST owned - virtual	I		UEPSR UEPSB	UREBV	0.645	37.02	21.20	21.10	9.87					
UNBUNDLED TRANSPORT															
INTEROFFICE CHANNEL - DEDICATED TRANSPORT - VOICE GRADE															
	Interoffice Channel - Dedicated Transport - 2W VG - Per Mile per month			U1TVX	1L5XX	0.0118									
	Interoffice Channel - Dedicated Transport- 2W VG - Facility Termination per month			U1TVX	U1TV2	29.51	81.07	54.84	33.36	13.75		19.99			
	Interoffice Channel - Dedicated Transport- 2W VG Rev Bat. - Per Mile per month			U1TVX	1L5XX	0.0118									
	Interoffice Channel - Dedicated Transport- 2W VG Rev Bat- Facility Termination per month			U1TVX	U1TR2	29.51	81.07	54.84	33.36	13.75		19.99			
	Interoffice Channel - Dedicated Transport - 4W VG - Per Mile per month			U1TVX	1L5XX	0.0118									
	Interoffice Channel - Dedicated Transport - 4W VG - Facility Termination per month			U1TVX	U1TV4	26.22	81.10	54.84	33.36	13.75		19.99			
	Interoffice Channel - Dedicated Transport - 56 kbps - per mile per month			U1TDX	1L5XX	0.0118									
	Interoffice Channel - Dedicated Transport - 56 kbps - Facility Termination per month			U1TDX	U1TD5	21.26	81.11	54.84	33.36	13.75		19.99			
	Interoffice Channel - Dedicated Transport - 64 kbps - per mile per month			U1TDX	1L5XX	0.0118									
	Interoffice Channel - Dedicated Transport - 64 kbps - Facility Termination per month			U1TDX	U1TD6	21.26	81.11	54.84	33.36	13.75		19.99			
INTEROFFICE CHANNEL - DEDICATED TRANSPORT - DS1															
	Interoffice Channel - Dedicated Channel - DS1 - Per Mile per month			U1TD1	1L5XX	0.2407									
	Interoffice Channel - Dedicated Transport - DS1 - Facility Termination per month			U1TD1	U1TF1	97.38	178.59	163.67	32.59	28.79		19.99			
INTEROFFICE CHANNEL - DEDICATED TRANSPORT - DS3															
	Interoffice Channel - Dedicated Transport - DS3 - Per Mile per month			U1TD3	1L5XX	5.10									
	Interoffice Channel - Dedicated Transport - DS3 - Facility Termination per month			U1TD3	U1TF3	1,191.53	557.69	325.62	120.00	116.54		19.99			

UNBUNDLED NETWORK ELEMENTS - Kentucky

UNBUNDLED NETWORK ELEMENTS - Kentucky											Attachment: 2				Exhibit: B	
CATEGORY	RATE ELEMENTS	Interim	Zone	BCS	USOC	RATES(\$)				Svc Order Submitted Elec per LSR	Svc Order Submitted Manually per LSR	Incremental Charge - Manual Svc Order vs. Electronic-1st	Incremental Charge - Manual Svc Order vs. Electronic-Add'l	Incremental Charge - Manual Svc Order vs. Electronic-Disc 1st	Incremental Charge - Manual Svc Order vs. Electronic-Disc Add'l	
						Rec	Nonrecurring		Nonrecurring Disconnect							OSS RATES (\$)
						First	Add'l	First	Add'l	SOMEC	SOMAN	SOMAN	SOMAN	SOMAN	SOMAN	
INTEROFFICE CHANNEL - DEDICATED TRANSPORT- STS-1																
	Interoffice Channel - Dedicated Transport - STS-1 - Per Mile per month			U1TS1	1L5XX	5.10										
	Interoffice Channel - Dedicated Transport - STS-1 - Facility Termination per month			U1TS1	U1TFS	1,165.53	557.69	325.62	120.00	116.54		19.99				
LOCAL CHANNEL - DEDICATED TRANSPORT																
NOTE: LOCAL CHANNEL DEDICATED TRANSPORT - minimum billing period - below DS3=one month, DS3 and above=four months																
	Local Channel - Dedicated - 2-Wire VG Per Month			ULDVX	ULDV2	18.81	386.33	66.35	73.04	6.37		19.99				
	Local Channel - Dedicated - 2-Wire VG Rev Bat per month			ULDVX	ULDR2	18.81	386.33	66.35	73.04	6.37		19.99				
	Local Channel - Dedicated - 4-Wire VG per month			UNDVX	ULDV4	20.12	387.20	67.22	73.98	7.31		19.99				
	Local Channel - Dedicated - DS1 per month - Zone 1		1	ULDD1	ULDF1	44.63	355.06	307.53	44.24	30.42		19.99				
	Local Channel - Dedicated - DS1 per month - Zone 2		2	ULDD1	ULDF1	40.74	355.06	307.53	44.24	30.42		19.99				
	Local Channel - Dedicated - DS1 per month - Zone 3		3	ULDD1	ULDF1	42.95	355.06	307.53	44.24	30.42		19.99				
	Local Channel - Dedicated - DS3 - Per Mile per month			ULDD3	1L5NC	8.98										
	Local Channel - Dedicated - DS3-Facility Termination per month			ULDD3	ULDF3	583.57	903.34	528.05	238.20	166.62		19.99				
	Local Channel-Dedicated-STS-1-Per Mile per month			ULDS1	1L5NC	8.98										
	Local Channel-Dedicated-STS-1-Facility Termination per month			ULDS1	ULDFS	550.34	903.34	528.05	238.20	166.62		19.99				
MULTIPLEXERS																
	Channelization - DS1 to DS0 Channel System			UXTD1	MQ1	139.65	182.14	125.19	21.00	19.52		19.99				
	OCU-DP COCI (data) - DS1 to DS0 Channel System - per month (2.4-64kbs)			UDL	1D1DD	1.63	13.16	9.43								
	2W ISDN COCI (BRITE) - DS1 to DS0 Channel System - per month			UDN	UC1CA	3.50	13.16	9.43								
	VG COCI - DS1 to DS0 Channel System - per month			UEA	1D1VG	0.7676	13.16	9.43								
	DS3 to DS1 Channel System per month			UXTD3	MQ3	194.82	356.40	188.00	66.30	63.44		19.99				
	STS1 to DS1 Channel System per month			UXTS1	MQ3	194.82	356.40	188.00	66.30	63.44		19.99				
	DS3 Interface Unit (DS1 COCI) used with Loop per month			USL	UC1D1	14.53	13.16	9.43								
DARK FIBER																
	Dark Fiber, Four Fiber Strands, Per Route Mile or Fraction Thereof per month - Local Channel			UDF	1L5DC	48.00										
	NRC Dark Fiber - Local Channel			UDF	UDFC4		1,278.61	275.82	632.07	394.05		19.99				
	Dark Fiber, Four Fiber Strands, Per Route Mile or Fraction Thereof per month - Interoffice Channel			UDF	1L5DF	31.51										
	NRC Dark Fiber - Interoffice Channel			UDF	UDF14		1,278.61	275.82	632.07	394.05		19.99				
	Dark Fiber, Four Fiber Strands, Per Route Mile or Fraction Thereof per month - Local Loop			UDF	1L5DL	48.00										
	NRC Dark Fiber - Local Loop			UDF	UDFL4		1,278.61	275.82	632.07	394.05		19.99				
TRANSPORT OTHER																
Optional Features & Functions:																
	Clear Channel Capability (B8ZS/ESF) Option - Subsequent - per DS1 Channel			UNC1X	CCOEF		184.91	23.82	1.99	0.78		19.99				
	Clear Channel Capability (B8ZS/SF) Option - Subsequent - per DS1 Channel			UNC1X	CCOSF		184.91	23.82	1.99	0.78		19.99				
8XX ACCESS TEN DIGIT SCREENING																
	8XX Access Ten Digit Screening, Per Call			OHD		0.001										
	8XX Access Ten Digit Screening, Reservation Charge Per 8XX Number Reserved			OHD	N8R1X		10.05	1.19				19.99				
	8XX Access Ten Digit Screening, Per 8XX No. Established W/O POTS Translations			OHD			30.59	3.22				19.99				
	8XX Access Ten Digit Screening, Per 8XX No. Established With POTS Translations			OHD	N8FTX		30.59	3.22				19.99				
	8XX Access Ten Digit Screening, Customized Area of Service Per 8XX Number			OHD	N8FCX		6.97	3.49				19.99				
	8XX Access Ten Digit Screening, Multiple InterLATA CXR Routing Per CXR Requested Per 8XX No.			OHD	N8FMX		8.16	4.67				19.99				
	8XX Access Ten Digit Screening, Change Charge Per Request			OHD	N8FAX		11.24	1.19				19.99				
	8XX Access Ten Digit Screening, Call Handling and Destination Features			OHD	N8FDX		6.97					19.99				
	8XX Access Ten Digit Screening, w/ POTS No. Delivery, per query			OHD		0.001										
	8XX Access Ten Digit Screening w/ POTS No. Delivery, with Optional Complex Features, per query			OHD		0.0011										
LINE INFORMATION DATA BASE ACCESS (LIDB)																

UNBUNDLED NETWORK ELEMENTS - Kentucky											Attachment: 2				Exhibit: B	
CATEGORY	RATE ELEMENTS	Interim	Zone	BCS	USOC	RATES(\$)				Svc Order Submitted Elec per LSR	Svc Order Submitted Manually per LSR	Incremental Charge - Manual Svc Order vs. Electronic-1st	Incremental Charge - Manual Svc Order vs. Electronic-Add'l	Incremental Charge - Manual Svc Order vs. Electronic-Disc 1st	Incremental Charge - Manual Svc Order vs. Electronic-Disc Add'l	
						Rec	Nonrecurring		Nonrecurring Disconnect							OSS RATES (\$)
						First	Add'l	First	Add'l	SOMECS	SOMAN	SOMAN	SOMAN	SOMAN	SOMAN	
	LIDB Common Transport Per Query			OQT		0.00006										
	LIDB Validation Per Query			OQU		0.00938										
	LIDB Originating Point Code Establishment or Change			OQT, OQU	NRPBX	107.60					19.99					
SIGNALING (CCS7)																
	CCS7 Signaling Termination, Per STP Port			UDB	PT8SX	174.08										
	CCS7 Signaling Usage, Per TCAP Message			UDB		0.000102042										
	CCS7 Signaling Connection, Per link (A link)			UDB	TPP++	16.31	354.95	354.95	174.08	174.08	19.99					
	CCS7 Signaling Connection, Per link (B link) (also known as D link)			UDB	TPP++	16.31	354.95	354.95	174.08	174.08	19.99					
	CCS7 Signaling Usage, Per ISUP Message			UDB		0.000037893										
	CCS7 Signaling Usage Surrogate, per link per LATA			UDB	STU56	329.98										
	CCS7 Signaling Point Code, per Originating Point Code Establishment or Change, per STP affected			UDB	CCAPO	40.00	40.00				19.99					
	CCS7 Signaling Point Code, per Destination Point Code Establishment or Change, Per Stp Affected			UDB	CCAPD	8.00	8.00				19.99					
CALLING NAME (CNAM) SERVICE																
	CNAM for DB Owners, Per Query			OQV		0.01										
	CNAM for Non DB Owners, Per Query			OQV		0.01										
	CNAM (Non-Databs Owner), NRC, applies when using the Character Based User Interface (CHUI)			OQV	CDDCH	595.00	595.00				19.99					
OPERATOR CALL PROCESSING																
	Oper Call Processing - Oper Provided, Per Min-Using BST LIDB					1.20										
	Oper Call Processing-Oper Provided,Per Min-Using Foreign LIDB					1.24										
	Oper Call Processing-Fully Automated, per Call-Using BST LIDB					0.20										
	Oper Call Processing - Fully Automated, per Call - Using Foreign LIDB					0.20										
INWARD OPERATOR SERVICES																
	Inward Operator Services - Verification, Per Call					1.00										
	Inward Operator Services - Verification and Emergency Interrupt - Per Call					1.95										
BRANDING - OPERATOR CALL PROCESSING																
	Recording of Custom Branded OA Announcement				CBAOS	7,000.00	7,000.00				19.99					
	Loading of Custom Branded OA Announcement per shelf/NAV				CBAOL	500.00	500.00				19.99	19.99	19.99			
	Unbranding via OLSNs for UNEP CLEC															
	Loading of OA per OCN (Regional)					1,200.00	1,200.00									
DIRECTORY ASSISTANCE SERVICES																
	DIRECTORY ASSISTANCE ACCESS SERVICE															
	Directory Assistance Access Service Calls, Charge Per Call					0.275										

UNBUNDLED NETWORK ELEMENTS - Kentucky

Attachment: 2

Exhibit: B

CATEGORY	RATE ELEMENTS	Interim	Zone	BCS	USOC	RATES(\$)				Svc Order Submitted Elec per LSR	Over Order Submitted Manually per LSR	Incremental Charge - Manual Svc Order vs. Electronic-1st	Incremental Charge - Manual Svc Order vs. Electronic-Add'l	Incremental Charge - Manual Svc Order vs. Electronic-Disc 1st	Incremental Charge - Manual Svc Order vs. Electronic-Disc Add'l							
						Rec	Nonrecurring		Nonrecurring Disconnect							OSS RATES (\$)						
							First	Add'l	First							Add'l	SOMEC	SOMAN	SOMAN	SOMAN	SOMAN	SOMAN
DIRECTORY ASSISTANCE CALL COMPLETION ACCESS SERVICE (DACC)																						
	Directory Assistance Call Completion Access Service (DACC), Per Call Attempt					0.10																
DIRECTORY TRANSPORT																						
	SWA Common transport per Directory Assistance Access Service Call					0.000178																
	SWA Common Transport per Directory Assistance Access Service Call Mile					0.000017																
	Access Tandem Switching per Directory Assistance Access Service Call					0.000287																
	Directory Assistance Interconnection per Directory Assistance Access Service Call					0.00																
	DS3 to DS1 Multiplexer per DA Access Service Call					0.00018																
DIRECTORY ASSISTANCE SERVICES																						
DIRECTORY ASSISTANCE DATA BASE SERVICE (DADS)																						
	Directory Assistance Data Base Service Charge Per Listing					0.04																
	Directory Assistance Data Base Service, per month				DBSOF	150.00																
BRANDING - DIRECTORY ASSISTANCE																						
Facility Based CLEC																						
	Recording and Provisioning of DA Custom Branded Announcement			AMT	CBADA	6,000.00	6,000.00															
	Loading of Custom Branded Announcement per DRAM Card/Switch			AMT	CBADC	1,170.00	1,170.00															
UNEP CLEC																						
	Recording of DA Custom Branded Announcement					3,000.00	3,000.00															
	Loading of DA Custom Branded Announcement per DRAM Card/Switch per OCN					1,170.00	1,170.00															
Unbranding via OLSN for UNEP CLEC																						
	Loading of DA per OCN (1 OCN per Order)					420.00	420.00															
	Loading of DA per Switch per OCN					16.00	16.00															
SELECTIVE ROUTING																						
	Selective Routing Per Unique Line Class Code Per Request Per Switch				USRCR	229.65	229.65				19.99											
VIRTUAL COLLOCATION																						
	Virtual Collocation - Application Cost			CLO	EAF	2,848.30	2,848.30															
	Virtual Collocation - Cable Installation Cost, per cable			CLO	ESPCX	2,750.00	2,750.00															
	Virtual Collocation - Floor Space, per sq. ft.			CLO	ESPVX	3.20																
	Virtual Collocation - Power, per breaker amp			CLO	ESPAX	3.48																
	Virtual Collocation - Cable Support Structure, per entrance cable			CLO	ESPSX	13.35																
	Virtual Collocation - 2-wire Cross Connects (loop)			UEANL,UEA,UDN,UDC,UAL,UHL,UCL,UEQ	UEAC2	0.31	54.21	51.07				19.99										
	Virtual Collocation - 4-wire Cross Connects (loop)			UEA,UHL,UCL,UDL	UEAC4	0.62	54.23	50.96				19.99										
	Virtual Collocation - 2-Fiber Cross Connects			CLO	CNC2F	15.64	41.56	29.82				19.99	19.99	19.99	19.99							
	Virtual Collocation - 4-Fiber Cross Connects			CLO	CNC4F	28.11	50.53	38.78				19.99	19.99	19.99	19.99							
	Virtual Collocatin - DS1 Cross Connects			USL,UJC,CLO	CNC1X	1.50	44.07	31.86	12.76	11.53												
	Virtual Collocatin - DS3 Cross Connects			USL,UJC,CLO	CND3X	56.25	151.90	11.83														
	Virtual Collocation - Co-Carrier Cross Connects - Fiber Cable Support Structure, per linear foot			AMTFS	PE1ES	0.003																
	Virtual Collocation - Co-Carrier Cross Connects - Copper/Coax Cable Support Structure, per linear ft			AMTFS	PE1DS	0.0045																
	Virtual Collocation - Co-Carrier Cross Connects - Fiber Cable Support Structure,per cable			AMTFS			535.55															
	Virtual Collocation - Co-Carrier Cross Connects - Copper/Coax Cable Support Structure, per cable			AMTFS			535.55															
	Virtual Collocatin - Security Escort - Basic, per half hour			CLO	SPTBX		41.00	25.00														
	Virtual Collocatin - Security Escort - Overtime, per half hour			CLO	SPTOX		48.00	30.00														
	Virtual Collocatin - Security Escort - Premium, per half hour			CLO	SPTPX		55.00	35.00														
	Virtual Collocatin - Maintenance in CO - Basic, per half hour			CLO	CTRLX		30.64	30.64														
	Virtual Collocatin - Maintenance in CO - Overtime, per half hour			CLO	SPTOM		35.77	35.77														
	Virtual Collocatin - Maintenance in CO - Premium per half hour			CLO	SPTPM		40.90	40.90														
VIRTUAL COLLOCATION																						

UNBUNDLED NETWORK ELEMENTS - Kentucky											Attachment: 2		Exhibit: B		
CATEGORY	RATE ELEMENTS	Interim	Zone	BCS	USOC	RATES(\$)				Svc Order Submitted Elec per LSR	Svc Order Submitted Manually per LSR	Incremental Charge - Manual Svc Order vs. Electronic-1st	Incremental Charge - Manual Svc Order vs. Electronic-Add'l	Incremental Charge - Manual Svc Order vs. Electronic-Disc 1st	Incremental Charge - Manual Svc Order vs. Electronic-Disc Add'l
						Rec	Nonrecurring		Nonrecurring Disconnect						
						First	Add'l	First	Add'l	SOMEC	SOMAN	SOMAN	SOMAN	SOMAN	SOMAN
	Virtual Collocation - 2w CrossConnect, Exchange Port 2W Analog - Res			UEPSR	VE1R2	0.31	54.21	51.07				19.99			
	Virtual Collocation 2W CrossConnect, Exchange Port 2W VG Res			UEPRX	PE1R2	0.31	54.21	51.07				19.99			
	Virtual Collocation 2W Cross Connect, Exchange Port 2W Line Side PBX Trunk - Bus			UEPSP	VE1R2	0.31	54.21	51.07				19.99			
	Virtual Collocation 2W Cross Connect, Exchange Port 2W VG PBX Trunk - Res			UEPSE	VE1R2	0.31	54.21	51.07				19.99			
	Virtual Collocation 2W Cross Connect, Exchange Port 2W Analog Bus			UEPSB	VE1R2	0.31	54.21	51.07				19.99			
	Virtual Collocation 2W Cross Connect, Exchange Port 2W ISDN			UEPSX	VE1R2	0.31	54.21	51.07				19.99			
	Virtual Collocation 2W Cross Connect, Exchange Port 2W ISDN			UEPTX	VE1R2	0.31	54.21	51.07				19.99			
	Virtual Collocation 4W Cross Connect, Exchange Port DDITS 4W DS1			UEPDD	VE1R4	0.62	54.23	50.96				19.99			
	Virtual Collocation 4W Cross Connect, Exchange Port 4W ISDN DS1			UEPEX	VE1R4	0.62	54.23	50.96				19.99			
VIRTUAL COLLOCATION															
	Virtual Collocation-2W Cross Connects (Loop) for Line Splitting			UEPSR, UEPSB	VE1LS	0.31	54.21	51.07				19.99			
AIN SELECTIVE CARRIER ROUTING															
	Regional Service Establishment			SRC	SRCEC		391,788.00					19.99			
	End Office Establishment			SRC	SRCEO		320.53	320.53				19.99			
	Line/Port NRC, per end user			SRC	SRCLP		2.06	2.06				19.99			
	Query NRC, per query			SRC		0.000448									
AIN - BELLSOUTH AIN SMS ACCESS SERVICE															
AIN - BELLSOUTH AIN TOOLKIT SERVICE															
ENHANCED EXTENDED LINK (EELs)															
NOTE: New EELs available in State of Georgia, density zone 1 of following SMAs: Orlando, FL; Miami, FL; Ft. Lauderdale, FL; Nashville, TN; New Orleans, LA;															
NOTE: Charlotte-Gastonia-Rockhill, NC; Greensboro-Winston Salem-High Point, NC. Use all rates below except Switch As Is Charge.															
NOTE: In all states, EEL network elements shown below also apply to currently combined facilities which are converted to UNE rates. A Switch As Is Charge applies to currently combined facilities converted to UNEs.(Non-recurring rates do not apply.)															
NOTE: In GA, TN, KY, LA & MS, the EEL network elements apply to ordinarily combined network elements.(No Switch As Is Charge.)															
2-WIRE VOICE GRADE EXTENDED LOOP WITH DEDICATED DS1 INTEROFFICE TRANSPORT (EEL)															
	First 2W VG Loop(SL2) in a DS1 Interofficed Transport Combination - Zone 1		1	UNCVX	UEAL2	17.27									
	First 2W VG Loop(SL2) in a DS1 Interofficed Transport Combination - Zone 2		2	UNCVX	UEAL2	32.32									
	First 2W VG Loop(SL2) in a DS1 Interofficed Transport Combination - Zone 3		3	UNCVX	UEAL2	55.78									
	Interoffice Transport - Dedicated - DS1 combination - Per Mile per month			UNC1X	1L5XX	0.2407									
	Interoffice Transport - Dedicated - DS1 combination - Facility Termination per month			UNC1X	U1TF1	97.38									
	DS1 Channelization System Per Month			UNC1X	MQ1	139.65									
	VG COCI - DS1 To Ds0 Interface - Per Month			UNCVX	1D1VG	0.7676									
	Each Add'l 2W VG Loop(SL 2) in the same DS1 Interoffice Transport Combination - Zone 1		1	UNCVX	UEAL2	17.27									
	Each Add'l 2W VG Loop(SL2) in the same DS1 Interoffice Transport Combination - Zone 2		2	UNCVX	UEAL2	32.32									
	Each Add'l 2W VG Loop(SL2) in the same DS1 Interoffice Transport Combination - Zone 3		3	UNCVX	UEAL2	55.78									
	VG COCI - DS1 to DS0 Channel System combination - per month			UNCVX	1D1VG	0.7676									
	Nonrecurring Currently Combined Network Elements Switch -As-Is Charge			UNC1X	UNCCC		11.19	11.19	13.91	13.91		19.99			
4-WIRE VOICE GRADE EXTENDED LOOP WITH DEDICATED DS1 INTEROFFICE TRANSPORT (EEL)															
	First 4W Analog VG Loop in a DS1 Interoffice Transport Combination - Zone 1		1	UNCVX	UEAL4	20.92									
	First 4W Analog VG Loop in a DS1 Interoffice Transport Combination - Zone 2		2	UNCVX	UEAL4	39.14									
	First 4W Analog VG Loop in a DS1 Interoffice Transport Combination - Zone 3		3	UNCVX	UEAL4	67.57									
	Interoffice Transport - Dedicated - DS1 combination - Per Mile Per Month			UNC1X	1L5XX	0.2407									

UNBUNDLED NETWORK ELEMENTS - Kentucky

UNBUNDLED NETWORK ELEMENTS - Kentucky											Attachment: 2		Exhibit: B		
CATEGORY	RATE ELEMENTS	Interim	Zone	BCS	USOC	RATES(\$)				Svc Order Submitted Elec per LSR	Svc Order Submitted Manual per LSR	Incremental Charge - Manual Svc Order vs. Electronic-1st	Incremental Charge - Manual Svc Order vs. Electronic-Add'l	Incremental Charge - Manual Svc Order vs. Electronic-Disc 1st	Incremental Charge - Manual Svc Order vs. Electronic-Disc Add'l
						Rec	Nonrecurring		Nonrecurring Disconnect						
						First	Add'l	First	Add'l	SOMEK	SOMAN	SOMAN	SOMAN	SOMAN	SOMAN
	Interoffice Transport - Dedicated - DS1 - Facility Termination Per Month			UNC1X	U1TF1	97.38									
	Channelization - Channel System DS1 to DS0 combination Per Month			UNC1X	MQ1	139.65									
	VG COCI - DS1 to DS0 Channel System combination - per month			UNCVX	1D1VG	0.7676									
	Add'l 4W Analog VG Loop in same DS1 Interoffice Transport Combination - Zone 1		1	UNCVX	UEAL4	20.92									
	Add'l 4W Analog VG Loop in same DS1 Interoffice Transport Combination - Zone 2		2	UNCVX	UEAL4	39.14									
	Add'l 4W Analog VG Loop in same DS1 Interoffice Transport Combination - Zone 3		3	UNCVX	UEAL4	67.57									
	Nonrecurring Currently Combined Network Elements Switch -As-Is Charge			UNC1X	UNCCC	11.19	11.19	13.91	13.91		19.99				
4-WIRE 56 KBPS EXTENDED DIGITAL LOOP WITH DEDICATED DS1 INTEROFFICE TRANSPORT (EEL)															
	First 4W 56Kbps Digital Grade Loop in a DS1 Interoffice Transport Combination - Zone 1		1	UNCDX	UDL56	35.92									
	First 4-wire 56Kbps Digital Grade Loop in a DS1 Interoffice Transport Combination - Zone 2		2	UNCDX	UDL56	40.32									
	First 4W 56Kbps Digital Grade Loop in a DS1 Interoffice Transport Combination - Zone 3		3	UNCDX	UDL56	37.90									
	Interoffice Transport - Dedicated - DS1 combination - Per Mile Per Month			UNC1X	1L5XX	0.2407									
	Interoffice Transport - Dedicated - DS1 - combination Facility Termination Per Month			UNC1X	U1TF1	97.38									
	Channelization - Channel System DS1 to DS0 combination Per Month			UNC1X	MQ1	139.65									
	OCU-DP COCI (data) - DS1 to DS0 Channel System - per month (2.4-64kbs)			UNCDX	1D1DD	1.63									
	Add'l 4W 56Kbps Digital Grade Loopin same DS1 Interoffice Transport Combination - Zone 1		1	UNCDX	UDL56	35.92									
	Add'l 4W 56Kbps Digital Grade Loopin same DS1 Interoffice Transport Combination - Zone 2		2	UNCDX	UDL56	40.32									
	Add'l 4W 56Kbps Digital Grade Loopin same DS1 Interoffice Transport Combination - Zone 3		3	UNCDX	UDL56	37.90									
	OCU-DP COCI (data) - DS1 to DS0 Channel System - combination per month (2.4-64kbs)			UNCDX	1D1DD	1.63									
	Nonrecurring Currently Combined Network Elements Switch -As-Is Charge			UNC1X	UNCCC	11.19	11.19	13.91	13.91		19.99				
4-WIRE 64 KBPS EXTENDED DIGITAL LOOP WITH DEDICATED DS1 INTEROFFICE TRANSPORT (EEL)															
	First 4W 64Kbps Digital Grade Loop in a DS1 Interoffice Transport Combination - Zone 1		1	UNCDX	UDL64	35.92									
	First 4W 64Kbps Digital Grade Loop in a DS1 Interoffice Transport Combination - Zone 2		2	UNCDX	UDL64	40.32									
	First 4W 64Kbps Digital Grade Loop in a DS1 Interoffice Transport Combination - Zone 3		3	UNCDX	UDL64	37.90									
	Interoffice Transport - Dedicated - DS1 combination - Per Mile Per Month			UNC1X	1L5XX	0.2407									
	Interoffice Transport - Dedicated - DS1 combination - Facility Termination Per Month			UNC1X	U1TF1	97.38									
	Channelization - Channel System DS1 to DS0 combination Per Month			UNC1X	MQ1	139.65									
	OCU-DP COCI (data) - DS1 to DS0 Channel System combination - per month (2.4-64kbs)			UNCDX	1D1DD	1.63									
	Add'l 4W 64Kbps Digital Grade Loopin same DS1 Interoffice Transport Combination - Zone 1		1	UNCDX	UDL64	35.92									
	Add'l 4W 64Kbps Digital Grade Loopin same DS1 Interoffice Transport Combination - Zone 2		2	UNCDX	UDL64	40.32									
	Add'l 4W 64Kbps Digital Grade Loopin same DS1 Interoffice Transport Combination - Zone 3		3	UNCDX	UDL64	37.90									
	OCU-DP COCI (data) - DS1 to DS0 Channel System combination - per month (2.4-64kbs)			UNCDX	1D1DD	1.63									
	Nonrecurring Currently Combined Network Elements Switch -As-Is Charge			UNC1X	UNCCC	11.19	11.19	13.91	13.91		19.99				

UNBUNDLED NETWORK ELEMENTS - Kentucky

UNBUNDLED NETWORK ELEMENTS - Kentucky										Attachment: 2		Exhibit: B				
CATEGORY	RATE ELEMENTS	Interim	Zone	BCS	USOC	RATES(\$)				Svc Order Submitted Elec per LSR	Svc Order Submitted Manually per LSR	Incremental Charge - Manual Svc Order vs. Electronic-1st	Incremental Charge - Manual Svc Order vs. Electronic-Add'l	Incremental Charge - Manual Svc Order vs. Electronic-Disc 1st	Incremental Charge - Manual Svc Order vs. Electronic-Disc Add'l	
						Rec	Nonrecurring		Nonrecurring Disconnect							OSS RATES (\$)
							First	Add'l	First	Add'l	SOMEC	SOMAN	SOMAN	SOMAN	SOMAN	SOMAN
4-WIRE DS1 DIGITAL EXTENDED LOOP WITH DEDICATED DS1 INTEROFFICE TRANSPORT (EEL)																
	4W DS1 Digital Loop in Combination with DS1 Interoffice Transport - Zone 1		1	UNC1X	USLXX	50.26										
	4W DS1 Digital Loop in Combination with DS1 Interoffice Transport - Zone 2		2	UNC1X	USLXX	94.06										
	4W DS1 Digital Loop in Combination with DS1 Interoffice Transport - Zone 3		3	UNC1X	USLXX	162.34										
	Interoffice Transport - Dedicated - DS1 combination - Per Mile Per Month			UNC1X	1L5XX	0.2407										
	Interoffice Transport - Dedicated - DS1 combination - Facility Termination Per Month			UNC1X	U1TF1	97.38										
	Nonrecurring Currently Combined Network Elements Switch -As-Is Charge			UNC1X	UNCCC		11.19	11.19	13.91	13.91		19.99				
4-WIRE DS1 DIGITAL EXTENDED LOOP WITH DEDICATED DS3 INTEROFFICE TRANSPORT (EEL)																
	First DS1Loop in DS3 Interoffice Transport Combination-Zone 1		1	UNC1X	USLXX	50.26										
	First DS1Loop in DS3 Interoffice Transport Combination-Zone 2		2	UNC1X	USLXX	94.06										
	First DS1Loop in DS3 Interoffice Transport Combination-Zone 3		3	UNC1X	USLXX	162.34										
	Interoffice Transport - Dedicated - DS3 combination - Per Mile Per Month			UNC3X	1L5XX	5.10										
	Interoffice Transport - Dedicated - DS3 - Facility Termination per month			UNC3X	U1TF3	1,191.53										
	DS3 to DS1 Channel System combination per month			UNC3X	MQ3	194.82										
	DS3 Interface Unit (DS1 COCI) combination per month			UNC1X	UC1D1	14.53										
	Add'l DS1Loop in DS3 Interoffice Transport Combination - Zone 1		1	UNC1X	USLXX	50.26										
	Add'l DS1Loop in DS3 Interoffice Transport Combination - Zone 2		2	UNC1X	USLXX	94.06										
	Add'l DS1Loop in DS3 Interoffice Transport Combination - Zone 3		3	UNC1X	USLXX	162.34										
	DS3 Interface Unit (DS1 COCI) combination per month			UNC1X	UC1D1	14.53										
	Nonrecurring Currently Combined Network Elements Switch -As-Is Charge			UNC3X	UNCCC		11.19	11.19	13.91	13.91		19.99				
2-WIRE VOICE GRADE EXTENDED LOOP/ 2 WIRE VOICE GRADE INTEROFFICE TRANSPORT (EEL)																
	2WVG Loop used with 2W VG Interoffice Transport Combination - Zone 1		1	UNCVX	UEAL2	17.27										
	2WVG Loop used with 2W VG Interoffice Transport Combination - Zone 2		2	UNCVX	UEAL2	32.32										
	2WVG Loop used with 2W VG Interoffice Transport Combination - Zone 3		3	UNCVX	UEAL2	55.78										
	Interoffice Transport - Dedicated - 2W VG combination - Per Mile Per Month			UNCVX	1L5XX	0.0118										
	Interoffice Transport - Dedicated -2W VG combination - Facility Termination per month			UNCVX	U1TV2	29.51										
	Nonrecurring Currently Combined Network Elements Switch -As-Is Charge			UNCVX	UNCCC		11.19	11.19	13.91	13.91		19.99				
4-WIRE VOICE GRADE EXTENDED LOOP/ 4 WIRE VOICE GRADE INTEROFFICE TRANSPORT (EEL)																
	4WVG Loop used with 4W VG Interoffice Transport Combination - Zone 1		1	UNCVX	UEAL4	20.92										
	4WVG Loop used with 4W VG Interoffice Transport Combination - Zone 2		2	UNCVX	UEAL4	39.14										
	4WVG Loop used with 4W VG Interoffice Transport Combination - Zone 3		3	UNCVX	UEAL4	67.57										
	Interoffice Transport - Dedicated - 4W VG combination - Per Mile Per Month			UNCVX	1L5XX	0.0118										
	Interoffice Transport - Dedicated - 4W VG combination - Facility Termination per month			UNCVX	U1TV4	26.22										
	Nonrecurring Currently Combined Network Elements Switch -As-Is Charge			UNCVX	UNCCC		11.19	11.19	13.91	13.91		19.99				
DS3 DIGITAL EXTENDED LOOP WITH DEDICATED DS3 INTEROFFICE TRANSPORT (EEL)																
	High Capacity Unbundled Local Loop - DS3 combination - Per Mile per month			UNC3X	1L5ND	11.53										
	High Capacity Unbundled Local Loop - DS3 combination - Facility Termination per month			UNC3X	UE3PX	379.72										
	Interoffice Transport - Dedicated - DS3 - Per Mile per month			UNC3X	1L5XX	5.10										
	Interoffice Transport - Dedicated - DS3 combination - Facility Termination per per month			UNC3X	U1TF3	1,191.53										

UNBUNDLED NETWORK ELEMENTS - Kentucky

UNBUNDLED NETWORK ELEMENTS - Kentucky										Attachment: 2		Exhibit: B							
CATEGORY	RATE ELEMENTS	Interim	Zone	BCS	USOC	RATES(\$)				Svc Order Submitted Elec per LSR	Svc Order Submitted Manual per LSR	Incremental Charge - Manual Svc Order vs. Electronic-1st	Incremental Charge - Manual Svc Order vs. Electronic-Add'l	Incremental Charge - Manual Svc Order vs. Electronic-Disc 1st	Incremental Charge - Manual Svc Order vs. Electronic-Disc Add'l				
						Rec	Nonrecurring		Nonrecurring Disconnect										
										OSS RATES (\$)									
										First	Add'l	First	Add'l	SOMEK	SOMAN	SOMAN	SOMAN	SOMAN	SOMAN
	Nonrecurring Currently Combined Network Elements Switch -As-Is Charge			UNC3X	UNCCC	11.19	11.19	13.91	13.91		19.99								
STS1 DIGITAL EXTENDED LOOP WITH DEDICATED STS1 INTEROFFICE TRANSPORT (EEL)																			
	High Capacity Unbundled Local Loop - STS1 combination - Per Mile per month			UNCSX	1L5ND	11.53													
	High Capacity Unbundled Local Loop - STS1 combination - Facility Termination per month			UNCSX	UDLS1	394.76													
	Interoffice Transport - Dedicated - STS1 combination - Per Mile per month			UNCSX	1L5XX	5.10													
	Interoffice Transport - Dedicated - STS1 combination - Facility Termination per month			UNCSX	U1TFS	1,165.53													
	Nonrecurring Currently Combined Network Elements Switch -As-Is Charge			UNCSX	UNCCC	11.19	11.19	13.91	13.91		19.99								
2-WIRE ISDN EXTENDED LOOP WITH DS1 INTEROFFICE TRANSPORT (EEL)																			
	First 2W ISDN Loop in a DS1 Interoffice Combination Transport - Zone 1		1	UNCNX	U1L2X	23.66													
	First 2W ISDN Loop in a DS1 Interoffice Combination Transport - Zone 2		2	UNCNX	U1L2X	44.28													
	First 2W ISDN Loop in a DS1 Interoffice Combination Transport - Zone 3		3	UNCNX	U1L2X	76.42													
	Interoffice Transport - Dedicated - DS1 combination - Per Mile			UNC1X	1L5XX	0.2407													
	Interoffice Transport - Dedicated - DS1 combination - Facility Termination per month			UNC1X	U1TF1	97.38													
	Channelization - Channel System DS1 to DS0 combination - per month			UNC1X	MQ1	139.65													
	2W ISDN COCI (BRITE) - DS1 to DS0 Channel System combination - per month			UNCNX	UC1CA	3.50													
	Add'l 2W ISDN Loop in same DS1 Interoffice Transport Combination - Zone 1		1	UNCNX	U1L2X	23.66													
	Add'l 2W ISDN Loop in same DS1 Interoffice Transport Combination - Zone 2		2	UNCNX	U1L2X	44.28													
	Add'l 2W ISDN Loop in same DS1 Interoffice Transport Combination - Zone 3		3	UNCNX	U1L2X	76.42													
	2W ISDN COCI (BRITE) - DS1 to DS0 Channel System combination - per month			UNCNX	UC1CA	3.50													
	Nonrecurring Currently Combined Network Elements Switch -As-Is Charge			UNC1X	UNCCC	11.19	11.19	13.91	13.91		19.99								
4-WIRE DS1 DIGITAL EXTENDED LOOP WITH DEDICATED STS-1 INTEROFFICE TRANSPORT (EEL)																			
	First DS1 Loop in STS1 Interoffice Transport Combination - Zone 1		1	UNC1X	USLXX	50.26													
	First DS1 Loop in STS1 Interoffice Transport Combination - Zone 2		2	UNC1X	USLXX	94.06													
	First DS1 Loop in STS1 Interoffice Transport Combination - Zone 3		3	UNC1X	USLXX	162.34													
	Interoffice Transport - Dedicated - STS1 combination - Per Mile Per Month			UNCSX	1L5XX	5.10													
	Interoffice Transport - Dedicated - STS1 combination - Facility Termination			UNCSX	U1TFS	1,165.53													
	STS1 to DS1 Channel System combination per month			UNCSX	MQ3	194.82													
	DS3 Interface Unit (DS1 COCI) combination per month			UNC1X	UC1D1	14.53													
	Add'l DS1 Loop in STS1 Interoffice Transport Combination - Zone 1		1	UNC1X	USLXX	50.26													
	Add'l DS1 Loop in STS1 Interoffice Transport Combination - Zone 2		2	UNC1X	USLXX	94.06													
	Add'l DS1 Loop in STS1 Interoffice Transport Combination - Zone 3		3	UNC1X	USLXX	162.34													
	DS3 Interface Unit (DS1 COCI) combination per month			UNC1X	UC1D1	14.53													
	Nonrecurring Currently Combined Network Elements Switch -As-Is Charge			UNCSX	UNCCC	11.19	11.19	13.91	13.91		19.99								
4-WIRE 56 KBPS DIGITAL EXTENDED LOOP WITH 56 KBPS INTEROFFICE TRANSPORT (EEL)																			
	4W 56 kbps Loop/4W 56 kbps Interoffice Transport Combination - Zone 1		1	UNCDX	UDL56	35.92													

UNBUNDLED NETWORK ELEMENTS - Kentucky											Attachment: 2		Exhibit: B		
CATEGORY	RATE ELEMENTS	Interim	Zone	BCS	USOC	RATES(\$)				Svc Order Submitted Elec per LSR	Svc Order Submitted Manual per LSR	Incremental Charge - Manual Svc Order vs. Electronic-1st	Incremental Charge - Manual Svc Order vs. Electronic-Add'l	Incremental Charge - Manual Svc Order vs. Electronic-Disc 1st	Incremental Charge - Manual Svc Order vs. Electronic-Disc Add'l
						Rec	Nonrecurring		Nonrecurring Disconnect						
						First	Add'l	First	Add'l	SOMEC	SOMAN	SOMAN	SOMAN	SOMAN	SOMAN
	4W 56 kbps Loop/4W 56 kbps Interoffice Transport Combination - Zone 2		2	UNCDX	UDL56	40.32									
	4W 56 kbps Loop/4W 56 kbps Interoffice Transport Combination - Zone 3		3	UNCDX	UDL56	37.90									
	Interoffice Transport - Dedicated - 4W 56 kbps combination - Per Mile			UNCDX	1L5XX	0.0118									
	Interoffice Transport - Dedicated - 4W 56 kbps combination - Facility Termination			UNCDX	U1TD5	21.26									
	Nonrecurring Currently Combined Network Elements Switch -As-Is Charge			UNCDX	UNCCC	11.19	11.19	13.91	13.91		19.99				
4-WIRE 64 KBPS DIGITAL EXTENDED LOOP WITH 64 KBPS INTEROFFICE TRANSPORT (EEL)															
	4W 64 kbps Loop/4W 64 kbps Interoffice Transport Combination - Zone 1		1	UNCDX	UDL64	35.92									
	4W 64 kbps Loop/4W 64 kbps Interoffice Transport Combination - Zone 2		2	UNCDX	UDL64	40.32									
	4W 64 kbps Loop/4W 64 kbps Interoffice Transport Combination - Zone 3		3	UNCDX	UDL64	37.90									
	Interoffice Transport - Dedicated - 4W 64 kbps combination - Per Mile			UNCDX	1L5XX	0.0118									
	Interoffice Transport - Dedicated - 4W 64 kbps combination - Facility Termination			UNCDX	U1TD6	21.26									
	Nonrecurring Currently Combined Network Elements Switch -As-Is Charge			UNCDX	UNCCC	11.19	11.19	13.91	13.91		19.99				
ADDITIONAL NETWORK ELEMENTS															
When used as a part of a currently combined facility, the non-recurring charges do not apply, but a Switch As Is charge does apply.															
When used as an ordinarily combined network elements in Georgia, the non-recurring charges apply and the Switch As Is Charge does not.															
Nonrecurring Currently Combined Network Elements "Switch As Is" Charge (One applies to each combination)															
	2/4W VG Interoffice Channel used in a COMBINATION - "Switch As Is" Conversion Charge			UNCVX	UNCCC	11.19	11.19	13.91	13.91		19.99				
	56/64 kbps Interoffice Channel used in a COMBINATION - "Switch As Is" Conversion Charge			UNCDX	UNCCC	11.19	11.19	13.91	13.91		19.99				
	DS1 Interoffice Channel used in a COMBINATION - "Switch As Is" Conversion Charge			UNC1X	UNCCC	11.19	11.19	13.91	13.91		19.99				
	DS3 Interoffice Channel used in a COMBINATION - "Switch As Is" Conversion Charge			UNC3X	UNCCC	11.19	11.19	13.91	13.91		19.99				
	STS1 Interoffice or Local Loop used in a COMBINATION - "Switch As Is" Conversion Charge			UNCSX	UNCCC	11.19	11.19	13.91	13.91		19.99				
NOTE: Local Channel - Dedicated Transport - minimum billing period - Below DS3=one month, DS3 and above=four months															
UNBUNDLED LOCAL EXCHANGE SWITCHING(PORTS)															
Exchange Ports															
NOTE: Although the Port Rate includes all available features in GA, KY, LA & TN, the desired features will need to be ordered using retail USOCs															
2-WIRE VOICE GRADE LINE PORT RATES (RES)															
	Exchange Ports - 2-Wire Analog Line Port- Res.			UEPSR	UEPRL	2.61	24.98	24.98			19.99				
	Exchange Ports - 2-Wire Analog Line Port with Caller ID - Res.			UEPSR	UEPRC	2.61	24.98	24.98			19.99				
	Exchange Ports - 2-Wire Analog Line Port outgoing only - Res.			UEPSR	UEPRO	2.61	24.98	24.98			19.99				
	Exchange Ports - 2W VG unbundled KY extended local dialing parity Port with Caller ID - Res.			UEPSR	UEPRM	2.61	24.98	24.98			19.99				
	Exchange Ports - 2W VG unbundled res, low usage line port with Caller ID (LUM)			UEPSR	UEPAP	2.61	24.98	24.98			19.99				
	Subsequent Activity			UEPSR	USASC	0.00	0.00	0.00							
FEATURES															
	All Available Vertical Features			UEPSR	UEPVF	3.39	0.00	0.00			19.99				
2-WIRE VOICE GRADE LINE PORT RATES (BUS)															
	Exchange Ports - 2W Analog Line Port w/o Caller ID - Bus			UEPSB	UEPBL	2.61	37.55	37.55			19.99				
	Exchange Ports - 2W VG unbundled Line Port with unbundled port with CallerID - Bus.			UEPSB	UEPBC	2.61	37.55	37.55			19.99				
	Exchange Ports - 2W Analog Line Port outgoing only - Bus.			UEPSB	UEPBO	2.61	37.55	37.55			19.99				
	Exchange Ports - 2W VG unbundled KY extended local dialing parity Port with Caller ID - Bus.			UEPSB	UEPBM	2.61	37.78	37.78			19.99				
	Exchange Ports - 2W VG unbundled incoming only port with Caller ID - Bus			UEPSB	UEPB1	2.61	37.55	37.55			19.99				
	Subsequent Activity			UEPSB	USASC	0.00	0.00	0.00							
FEATURES															

UNBUNDLED NETWORK ELEMENTS - Kentucky

UNBUNDLED NETWORK ELEMENTS - Kentucky											Attachment: 2		Exhibit: B		
CATEGORY	RATE ELEMENTS	Interim	Zone	BCS	USOC	RATES(\$)				Svc Order Submitted Elec per LSR	Svc Order Submitted Manually per LSR	Incremental Charge - Manual Svc Order vs. Electronic-1st	Incremental Charge - Manual Svc Order vs. Electronic-Add'l	Incremental Charge - Manual Svc Order vs. Electronic-Disc 1st	Incremental Charge - Manual Svc Order vs. Electronic-Disc Add'l
						Rec	Nonrecurring		Nonrecurring Disconnect						
							First	Add'l	First	Add'l	SOMEC	SOMAN	SOMAN	SOMAN	SOMAN
	All Available Vertical Features			UEPSB	UEPVF	3.39	0.00	0.00				19.99			
EXCHANGE PORT RATES (DID & PBX)															
	2-Wire VG Unbundled 2-Way PBX Trunk - Res			UEPSE	UEPRD	2.61	36.47	36.47				19.99			
	2-Wire VG Line Side Unbundled 2-Way PBX Trunk - Bus			UEPSP	UEPPC	2.61	36.47	36.47				19.99			
	2-Wire VG Line Side Unbundled Outward PBX Trunk - Bus			UEPSP	UEPPO	2.61	36.47	36.47				19.99			
	2-Wire VG Line Side Unbundled Incoming PBX Trunk - Bus			UEPSP	UEPP1	2.61	36.47	36.47				19.99			
	2-Wire Analog Long Distance Terminal PBX Trunk - Bus			UEPSP	UEPLD	2.61	36.47	36.47				19.99			
	2-Wire Voice Unbundled PBX LD Terminal Ports			UEPSP	UEPLD	2.61	36.47	36.47				19.99			
	2-Wire Voice Unbundled 2-Way PBX Usage Port			UEPSP	UEPXA	2.61	36.47	36.47				19.99			
	2-Wire Voice Unbundled PBX Toll Terminal Hotel Ports			UEPSP	UEPXB	2.61	36.47	36.47				19.99			
	2-Wire Voice Unbundled PBX LD DDD Terminals Port			UEPSP	UEPXC	2.61	36.47	36.47				19.99			
	2-Wire Voice Unbundled PBX LD Terminal Switchboard Port			UEPSP	UEPXD	2.61	36.47	36.47				19.99			
	2W Voice Unbundled PBX LD Terminal Switchboard IDD Capable Port			UEPSP	UEPXE	2.61	36.47	36.47				19.99			
	2W Voice Unbundled 2-Way PBX KY Room Area Calling Port Without LUD			UEPSP	UEPXF	2.61	36.47	36.47				19.99			
	2-Wire Voice Unbundled PBX KY LUD Area Calling Port			UEPSP	UEPXG	2.61	36.47	36.47				19.99			
	2-Wire Voice Unbundled PBX KY Premium Calling Port			UEPSP	UEPXH	2.61	36.47	36.47				19.99			
	2W Voice Unbundled 2-Way PBX KY Area Calling Port W/o LUD			UEPSP	UEPXJ	2.61	36.47	36.47				19.99			
	2W Voice Unbundled 2-Way PBX Hotel/Hospital Economy Administrative Calling Port			UEPSP	UEPXL	2.61	36.47	36.47				19.99			
	2W Voice Unbundled 2-Way PBX Hotel/Hospital Economy Room Calling Port			UEPSP	UEPXM	2.61	36.47	36.47				19.99			
	2W Voice Unbundled 1-Way Outgoing PBX Hotel/Hospital Discount Room Calling Port			UEPSP	UEPXO	2.61	36.47	36.47				19.99			
	2-Wire Voice Unbundled 1-Way Outgoing PBX Measured Port			UEPSP	UEPXS	2.61	36.47	36.47				19.99			
	Subsequent Activity			UEPSP	USASC	0.00	0.00	0.00							
FEATURES															
	All Available Vertical Features			UEPSP	UEPSE	UEPVF	3.39	0.00	0.00			19.99			
EXCHANGE PORT RATES (COIN)															
	Exchange Ports - Coin Port						3.04	40.71	40.71			19.99			
Local Switching Features offered with Port															
NOTE: Transmission/usage charges associated with POTS circuit switched usage will also apply to circuit switched voice and/or circuit switched data transmission by B-Channels associated with 2-wire ISDN ports.															
NOTE: Access to B Channel or D Channel Packet capabilities will be available only through BFR/NBR Process. Rates for the packet capabilities will be determined via the BFR/NBR Process.															
	Exchange port - 4W ISDN trunk port-all available features included			UEPEX		275.48	181.27	116.42				19.99			
UNBUNDLED LOCAL EXCHANGE SWITCHING(PORTS)															
EXCHANGE PORT RATES (DID & PBX)															
	Exchange Ports - 2-Wire DID Port			UEPEX	UEPP2	10.97	238.69	37.49	119.40	7.50		19.99			
	Exchange Ports - DDITS Port - 4W DS1 Port with DID capability			UEPDD	UEPDD	83.28	404.18	191.44	144.71	4.90		19.99			
	Exchange Ports - 2-Wire ISDN Port (See Notes below.)			UEPTX	UEPSX	U1PMA	15.02	145.59	106.01	95.93	21.55	19.99			
	All Features Offered			UEPTX	UEPSX	UEPVF	3.39	0.00	0.00						
NOTE: Transmission/usage charges associated with POTS circuit switched usage will also apply to circuit switched voice and/or circuit switched data transmission by B-Channels associated with 2-wire ISDN ports.															
NOTE: Access to B Channel or D Channel Packet capabilities will be available only through BFR/NBR Process. Rates for the packet capabilities will be determined via the BFR/NBR Process.															
	Exchange Ports - 2-Wire ISDN Port -- Channel Profiles			UEPTX	UEPSX	U1UMA	0.00	0.00	0.00						
	Exchange Ports - 4-Wire ISDN DS1 Port			UEPEX	UEPEX	113.21	407.77	203.18	157.84	39.98		19.99			
UNBUNDLED LOCAL SWITCHING, PORT USAGE															
End Office Switching (Port Usage)															
	End Office Switching Function, Per MOU						0.002562								
Tandem Switching (Port Usage) (Local or Access Tandem)															
	Tandem Switching Function Per MOU						0.001096								
Common Transport															
	Common Transport - Per Mile, Per MOU						0.0000049								
	Common Transport - Facilities Termination Per MOU						0.000426								
UNBUNDLED PORT/LOOP COMBINATIONS - COST BASED RATES															
Cost Based Rates are applied where BellSouth is required by FCC and/or State Commission rule to provide Unbundled Local Switching or Switch Ports.															
Features shall apply to the Unbundled Port/Loop Combination - Cost Based Rate section in the same manner as they are applied to the Stand-Alone Unbundled Port section of this Rate Exhibit.															
End Office and Tandem Switching Usage and Common Transport Usage rates in the Port section of this rate exhibit shall apply to all combinations of loop/port network elements except for UNE Coin Port/Loop Combinations.															

UNBUNDLED NETWORK ELEMENTS - Kentucky

UNBUNDLED NETWORK ELEMENTS - Kentucky											Attachment: 2		Exhibit: B		
CATEGORY	RATE ELEMENTS	Interim	Zone	BCS	USOC	RATES(\$)				Svc Order Submitted Electronically per LSR	Svc Order Submitted Manually per LSR	Incremental Charge - Manual Svc Order vs. Electronic-1st	Incremental Charge - Manual Svc Order vs. Electronic-Add'l	Incremental Charge - Manual Svc Order vs. Electronic-Disc 1st	Incremental Charge - Manual Svc Order vs. Electronic-Disc Add'l
						Rec	Nonrecurring		Nonrecurring Disconnect						
For Kentucky, the recurring UNE Port and Loop charges listed apply to Currently Combined and Not Currently Combined Combos. these nonrecurring charges are commission ordered cost based rates.											The first and additional Port nonrecurring charges apply to Not Currently Combined Combos for all states. In KY,				
2-WIRE VOICE GRADE LOOP WITH 2-WIRE LINE PORT (RES)															
UNE Port/Loop Combination Rates															
	2-Wire VG Loop/Port Combo - Zone 1		1												
	2-Wire VG Loop/Port Combo - Zone 2		2												
	2-Wire VG Loop/Port Combo - Zone 3		3												
UNE Loop Rates															
	2-Wire VG Loop (SL1) - Zone 1		1	UEPRX	UEPLX										
	2-Wire VG Loop (SL1) - Zone 2		2	UEPRX	UEPLX										
	2-Wire VG Loop (SL1) - Zone 3		3	UEPRX	UEPLX										
2-Wire VG Line Port Rates (Res)															
	2-Wire voice unbundled port - residence			UEPRX	UEPRL		2.61	21.21	15.43	2.84	2.66				19.99
	2-Wire voice unbundled port with Caller ID - res			UEPRX	UEPRC		2.61	21.21	15.43	2.84	2.66				19.99
	2-Wire voice unbundled port outgoing only - res			UEPRX	UEPRO		2.61	21.21	15.43	2.84	2.66				19.99
	2W VG unbundled KY extended local dialing parity port with Caller ID - res			UEPRX	UEPRM		2.61	21.21	15.43	2.84	2.66				19.99
	2W voice unbundles res,low usage line port with Caller ID (LUM)			UEPRX	UEPAP		2.61	21.21	15.43	2.84	2.66				19.99
FEATURES															
	All Features Offered			UEPRX	UEPVF		3.39	0.00	0.00						19.99
LOCAL NUMBER PORTABILITY															
	Local Number Portability (1 per port)			UEPRX	LNPCX		0.35								
NONRECURRING CHARGES (NRCs) - CURRENTLY COMBINED															
	2W VG Loop/Line Port Combination - Conversion-Switch-as-is			UEPRX	USAC2			10.00	10.00						19.99
	2W VG Loop/Line Port Combination-Conversion-Switch w change			UEPRX	USACC			10.00	10.00						19.99
ADDITIONAL NRCs															
	2-Wire VG Loop/Line Port Combination - Subsequent Activity			UEPRX	USAS2		0.00	0.00	0.00						19.99
2-WIRE VOICE GRADE LOOP WITH 2-WIRE LINE PORT (BUS)															
UNE Port/Loop Combination Rates															
	2-Wire VG Loop/Port Combo - Zone 1		1												
	2-Wire VG Loop/Port Combo - Zone 2		2												
	2-Wire VG Loop/Port Combo - Zone 3		3												
UNE Loop Rates															
	2-Wire VG Loop (SL1) - Zone 1		1	UEPBX	UEPLX										
	2-Wire VG Loop (SL1) - Zone 2		2	UEPBX	UEPLX										
	2-Wire VG Loop (SL1) - Zone 3		3	UEPBX	UEPLX										
2-Wire VG Line Port (Bus)															
	2-Wire voice unbundled port w/o Caller ID - bus			UEPBX	UEPBL		2.61	21.21	15.43	2.84	2.66				19.99
	2-Wire voice unbundled port with Caller + E484 ID - bus			UEPBX	UEPBC		2.61	21.21	15.43	2.84	2.66				19.99
	2-Wire voice unbundled port outgoing only - bus			UEPBX	UEPBO		2.61	21.21	15.43	2.84	2.66				19.99
	2W VG unbundled KY extended local dialing parity port with Caller ID - bus			UEPBX	UEPBM		2.61	21.21	15.43	2.84	2.66				19.99
	2-Wire voice unbundled incoming only port with Caller ID - Bus			UEPBX	UEPB1		2.61	21.21	15.43	2.84	2.66				19.99
LOCAL NUMBER PORTABILITY															
	Local Number Portability (1 per port)			UEPBX	LNPCX		0.35								
FEATURES															
	All Features Offered			UEPBX	UEPVF		3.39	0.00	0.00						19.99
NONRECURRING CHARGES (NRCs) - CURRENTLY COMBINED															
	2W VG Loop/Line Port Combination - Conversion - Switch-as-is			UEPBX	USAC2			10.00	10.00						19.99
	2W VG Loop / Line Port Combination - Conversion - Switch with change			UEPBX	USACC			10.00	10.00						19.99
ADDITIONAL NRCs															
	2-Wire VG Loop/Line Port Combination - Subsequent Activity			UEPBX	USAS2										19.99
2-WIRE VOICE GRADE LOOP WITH 2-WIRE LINE PORT (RES - PBX)															
UNE Port/Loop Combination Rates															
	2-Wire VG Loop/Port Combo - Zone 1		1												
	2-Wire VG Loop/Port Combo - Zone 2		2												
	2-Wire VG Loop/Port Combo - Zone 3		3												
UNE Loop Rates															
	2-Wire VG Loop (SL 1) - Zone 1		1	UEPRG	UEPLX										
	2-Wire VG Loop (SL 1) - Zone 2		2	UEPRG	UEPLX										
	2-Wire VG Loop (SL 1) - Zone 3		3	UEPRG	UEPLX										

UNBUNDLED NETWORK ELEMENTS - Kentucky

UNBUNDLED NETWORK ELEMENTS - Kentucky											Attachment: 2		Exhibit: B		
CATEGORY	RATE ELEMENTS	Interim	Zone	BCS	USOC	RATES(\$)				Svc Order Submitted Elec per LSR	Over Order Submitted Manually per LSR	Incremental Charge - Manual Svc Order vs. Electronic-1st	Incremental Charge - Manual Svc Order vs. Electronic-Add'l	Incremental Charge - Manual Svc Order vs. Electronic-Disc 1st	Incremental Charge - Manual Svc Order vs. Electronic-Disc Add'l
						Rec	Nonrecurring		Nonrecurring Disconnect						
						First	Add'l	First	Add'l	SOMEC	SOMAN	SOMAN	SOMAN	SOMAN	SOMAN
	2-Wire VG Line Port Rates (RES - PBX)														
	2W VG Unbundled Combination 2-Way PBX Trunk Port - Res			UEPRG	UEPRD	2.61	21.21	15.43	2.84	2.66			19.99	19.99	
	LOCAL NUMBER PORTABILITY														
	Local Number Portability (1 per port)			UEPRG	LNPCP	3.15	0.00	0.00							
	FEATURES														
	All Features Offered			UEPRG	UEPVF	3.39	0.00	0.00				19.99			
	NONRECURRING CHARGES (NRCs) - CURRENTLY COMBINED														
	2W VG Loop/ Line Port Combination (PBX) - Conversion - Switch-As-Is			UEPRG	USAC2		10.00	10.00				19.99			
	2W VG Loop/ Line Port Combination (PBX) - Conversion - Switch with Change			UEPRG	USACC		10.00	10.00				19.99			
	ADDITIONAL NRCs														
	2W VG Loop/ Line Port Combination (PBX) - Subsequent Activity			UEPRG	USAS2	0.00	0.00	0.00				19.99			
	PBX Subsequent Activity - Change/Rearrange Multiline Hunt Group						14.64	14.64				19.99			
	2-WIRE VOICE GRADE LOOP WITH 2-WIRE LINE PORT (BUS - PBX)														
	UNE Port/Loop Combination Rates														
	2-Wire VG Loop/Port Combo - Zone 1		1			16.15									
	2-Wire VG Loop/Port Combo - Zone 2		2			22.34									
	2-Wire VG Loop/Port Combo - Zone 3		3			30.88									
	UNE Loop Rates														
	2-Wire VG Loop (SL 1) - Zone 1		1	UEPPX	UEPLX	13.54									
	2-Wire VG Loop (SL 1) - Zone 2		2	UEPPX	UEPLX	19.73									
	2-Wire VG Loop (SL 1) - Zone 3		3	UEPPX	UEPLX	28.27									
	2-Wire VG Line Port Rates (BUS - PBX)														
	Line Side Unbundled Combination 2-Way PBX Trunk Port - Bus			UEPPX	UEPPC	2.61	21.21	15.43	2.84	2.66		19.99			
	Line Side Unbundled Outward PBX Trunk Port - Bus			UEPPX	UEPPO	2.61	21.21	15.43	2.84	2.66		19.99			
	Line Side Unbundled Incoming PBX Trunk Port - Bus			UEPPX	UEPP1	2.61	21.21	15.43	2.84	2.66		19.99			
	2-Wire Voice Unbundled PBX LD Terminal Ports			UEPPX	UEPLD	2.61	21.21	15.43	2.84	2.66		19.99			
	2-Wire Voice Unbundled 2-Way Combination PBX Usage Port			UEPPX	UEPXA	2.61	21.21	15.43	2.84	2.66		19.99			
	2-Wire Voice Unbundled PBX Toll Terminal Hotel Ports			UEPPX	UEPXB	2.61	21.21	15.43	2.84	2.66		19.99			
	2-Wire Voice Unbundled PBX LD DDD Terminals Port			UEPPX	UEPXC	2.61	21.21	15.43	2.84	2.66		19.99			
	2-Wire Voice Unbundled PBX LD Terminal Switchboard Port			UEPPX	UEPXD	2.61	21.21	15.43	2.84	2.66		19.99			
	2W Voice Unbundled PBX LD Terminal Switchboard IDD Capable Port			UEPPX	UEPXE	2.61	21.21	15.43	2.84	2.66		19.99			
	2W Voice Unbundled 2-Way PBX KY Room Area Calling Port w/o LUD			UEPPX	UEPXF	2.61	21.21	15.43	2.84	2.66		19.99	19.99		
	2W Voice Unbundled PBX Kentucky LUD Area Calling Port			UEPPX	UEPXG	2.61	21.21	15.43	2.84	2.66		19.99	19.99		
	2W Voice Unbundled PBX Kentucky Premium Calling Port			UEPPX	UEPXH	2.61	21.21	15.43	2.84	2.66		19.99	19.99		
	2W Voice Unbundled 2-Way KY Area Calling Port w/o LUD			UEPPX	UEPXJ	2.61	21.21	15.43	2.84	2.66		19.99	19.99		
	2W Voice Unbundled 2-Way PBX Hotel/Hospital Economy Administrative Calling Port			UEPPX	UEPXL	2.61	21.21	15.43	2.84	2.66		19.99			
	2W Voice Unbundled 2-Way PBX Hotel/Hospital Economy Room Calling Port			UEPPX	UEPXM	2.61	21.21	15.43	2.84	2.66		19.99			
	2W Voice Unbundled 1-Way Outgoing PBX Hotel/Hospital Discount Room Calling Port			UEPPX	UEPXO	2.61	21.21	15.43	2.84	2.66		19.99			
	2-Wire Voice Unbundled 1-Way Outgoing PBX Measured Port			UEPPX	UEPXS	2.61	21.21	15.43	2.84	2.66		19.99	19.99		
	LOCAL NUMBER PORTABILITY														
	Local Number Portability (1 per port)			UEPPX	LNPCP	3.15	0.00	0.00							
	FEATURES														
	All Features Offered			UEPPX	UEPVF	3.39	0.00	0.00				19.99			
	NONRECURRING CHARGES (NRCs) - CURRENTLY COMBINED														
	2W VG Loop/ Line Port Combination (PBX) - Conversion - Switch-As-Is			UEPPX	USAC2		10.00	10.00				19.99			
	2W VG Loop/ Line Port Combination (PBX) - Conversion - Switch with Change			UEPPX	USACC		10.00	10.00				19.99			
	ADDITIONAL NRCs														
	2W VG Loop/ Line Port Combination (PBX) - Subsequent Activity			UEPPX	USAS2	0.00	0.00	0.00				19.99			
	PBX Subsequent Activity - Change/Rearrange Multiline Hunt Group						14.64	14.64				19.99			
	2-WIRE VOICE GRADE LOOP WITH 2-WIRE ANALOG LINE COIN PORT														

UNBUNDLED NETWORK ELEMENTS - Kentucky											Attachment: 2		Exhibit: B		
CATEGORY	RATE ELEMENTS	Interim	Zone	BCS	USOC	RATES(\$)				Svc Order Submitted Elec per LSR	Svc Order Submitted Manually per LSR	Incremental Charge - Manual Svc Order vs. Electronic-1st	Incremental Charge - Manual Svc Order vs. Electronic-Add'l	Incremental Charge - Manual Svc Order vs. Electronic-Disc 1st	Incremental Charge - Manual Svc Order vs. Electronic-Disc Add'l
						Rec	Nonrecurring		Nonrecurring Disconnect						
							First	Add'l	First	Add'l	SOMEK	SOMAN	SOMAN	SOMAN	SOMAN
UNE Port/Loop Combination Rates															
	2-Wire VG Coin Port/Loop Combo - Zone 1		1			16.15									
	2-Wire VG Coin Port/Loop Combo - Zone 2		2			22.64									
	2-Wire VG Coin Port/Loop Combo - Zone 3		3			31.09									
UNE Loop Rates															
	2-Wire VG Loop (SL1) - Zone 1		1	UEPCO	UEPLX	13.54									
	2-Wire VG Loop (SL1) - Zone 2		2	UEPCO	UEPLX	19.73									
	2-Wire VG Loop (SL1) - Zone 3		3	UEPCO	UEPLX	28.27									
2-Wire VG Line Ports (COIN)															
	2W Coin 2-Way w/o Operator Screening and w/o Blocking			UEPCO	UEPRF	2.91	21.21	15.43	2.84	2.66		19.99	19.99		
	2-Wire Coin 2-Way with Operator Screening (AL, KY)			UEPCO	UEPRE	2.91	21.21	15.43	2.84	2.66		19.99			
	2W Coin 2-Way with Operator Screening and Blocking: 011, 900/976, 1+DDD (AL, KY, LA, MS)			UEPCO	UEPRA	2.91	21.21	15.43	2.84	2.66		19.99			
	2W Coin 2-Way with Operator Screening and 011 Blocking (KY)			UEPCO	UEPKA	2.91	21.21	15.43	2.84	2.66		19.99			
	2W Coin 2-Way with Operator Screening & Blocking: 900/976, 1+DDD, 011+, & Local (AL, KY, LA, MS)			UEPCO	UEPCD	2.91	21.21	15.43	2.84	2.66		19.99			
	2W Coin Outward w/o Blocking and w/o Operator Screening			UEPCO	UEPRN	2.91	21.21	15.43	2.84	2.66		19.99			
	2W Coin Outward with Operator Screening and 011 Blocking			UEPCO	UEPRJ	2.91	21.21	15.43	2.84	2.66		19.99			
	2W Coin Outward with Operator Screening and Blocking: 011, 900/976, 1+DDD (AL, KY, LA, MS)			UEPCO	UEPRH	2.91	21.21	15.43	2.84	2.66		19.99			
	2W Coin Outward Operator Screening & Blocking: 900/976, 1+DDD, 011+, and Local (AL, KY, LA, MS)			UEPCO	UEPCN	2.91	21.21	15.43	2.84	2.66		19.99			
	2W 2-Way Smartline with 900/976 (all states except LA)			UEPCO	UEPCK	2.91						19.99			
	2W Coin Outward Smartline with 900/976 (all states except LA)			UEPCO	UEPCR	2.91						19.99			
ADDITIONAL UNE COIN PORT/LOOP (RC)															
	UNE Coin Port/Loop Combo Usage (Flat Rate)			UEPCO	URECU	2.57	0.00	0.00							
LOCAL NUMBER PORTABILITY															
	Local Number Portability (1 per port)			UEPCO	LNPCX	0.35									
FEATURES															
NONRECURRING CHARGES - CURRENTLY COMBINED															
	2W VG Loop/Line Port Combination - Conversion - Switch-as-is			UEPCO	USAC2		10.00	10.00				19.99			
	2W VG Loop / Line Port Combination - Conversion - Switch with change			UEPCO	USACC		10.00	10.00				19.99			
ADDITIONAL NRCs															
	2-Wire VG Loop/Line Port Combination - Subsequent Activity			UEPCO	USAS2		0.00	0.00				19.99			

UNBUNDLED NETWORK ELEMENTS - Kentucky

UNBUNDLED NETWORK ELEMENTS - Kentucky														Attachment: 2		Exhibit: B	
CATEGORY	RATE ELEMENTS	Interim	Zone	BCS	USOC	RATES(\$)				Svc Order Submitted Elec per LSR	Svc Order Submitted Manually per LSR	Incremental Charge - Manual Svc Order vs. Electronic-1st	Incremental Charge - Manual Svc Order vs. Electronic-Add'l	Incremental Charge - Manual Svc Order vs. Electronic-Disc 1st	Incremental Charge - Manual Svc Order vs. Electronic-Disc Add'l		
						Rec	Nonrecurring		Nonrecurring Disconnect								
UNBUNDLED PORT/LOOP COMBINATIONS - COST BASED RATES																	
2-WIRE VOICE GRADE LOOP- BUS ONLY - WITH 2-WIRE DID TRUNK PORT																	
UNE Port/Loop Combination Rates																	
	2-Wire VG Loop/2-Wire DID Trunk Port Combo - UNE Zone 1		1			28.72											
	2-Wire VG Loop/2-Wire DID Trunk Port Combo - UNE Zone 2		2			34.90											
	2-Wire VG Loop/2-Wire DID Trunk Port Combo - UNE Zone 3		3			45.90											
UNE Loop Rates																	
	2-Wire Analog VG Loop - (SL2) - UNE Zone 1		1	UEPPX	UECD1	17.78						19.99					
	2-Wire Analog VG Loop - (SL2) - UNE Zone 2		2	UEPPX	UECD1	23.96						19.99					
	2-Wire Analog VG Loop - (SL2) - UNE Zone 3		3	UEPPX	UECD1	34.96						19.99					
UNE Port Rate																	
	Exchange Ports - 2-Wire DID Port			UEPPX	UEPD1	10.94	334.92	27.66	131.91	9.28		19.99					
NONRECURRING CHARGES - CURRENTLY COMBINED																	
	2W VG Loop / 2W DID Trunk Port Conversion with BellSouth Allowable Changes			UEPPX	USA1C		14.62	3.73				19.99					
ADDITIONAL NRCs																	
	2-Wire DID Subsequent Activity - Add Trunks, Per Trunk			UEPPX	USAS1		53.58	53.58				19.99					
Telephone Number/Trunk Group Establishment Charges																	
	DID Trunk Termination (One Per Port)			UEPPX	NDT	0.00	0.00	0.00				19.99					
	Add'l DID Numbers for each Group of 20 DID Numbers			UEPPX	ND4	0.00	0.00	0.00				19.99					
	DID Numbers, Non- consecutive DID Numbers , Per Number			UEPPX	ND5	0.00	0.00	0.00				19.99					
	Reserve Non-Consecutive DID numbers			UEPPX	ND6	0.00	0.00	0.00				19.99					
	Reserve DID Numbers			UEPPX	NDV	0.00	0.00	0.00				19.99					
LOCAL NUMBER PORTABILITY																	
	Local Number Portability (1 per port)			UEPPX	LNPCP	3.15	0.00	0.00									
2-WIRE ISDN DIGITAL GRADE LOOP WITH 2-WIRE ISDN DIGITAL LINE SIDE PORT																	
UNE Port/Loop Combination Rates																	
	2W ISDN Digital Grade Loop/2W ISDN Digital Line Side Port - UNE Zone 1		1	UEPPB	UEPPR	35.40											
	2W ISDN Digital Grade Loop/2W ISDN Digital Line Side Port - UNE Zone 2		2	UEPPB	UEPPR	44.09											
	2W ISDN Digital Grade Loop/2W ISDN Digital Line Side Port - UNE Zone 3		3	UEPPB	UEPPR	55.35											
UNE Loop Rates																	
	2-Wire ISDN Digital Grade Loop - UNE Zone 1		1	UEPPB	UEPPR	USL2X	22.41					19.99					
	2-Wire ISDN Digital Grade Loop - UNE Zone 2		2	UEPPB	UEPPR	USL2X	31.10					19.99					
	2-Wire ISDN Digital Grade Loop - UNE Zone 3		3	UEPPB	UEPPR	USL2X	42.36					19.99					
UNE Port Rate																	
	Exchange Port - 2-Wire ISDN Line Side Port			UEPPB	UEPPR	UEPPB	12.99	319.40	288.11	91.87	17.49	19.99					
NONRECURRING CHARGES - CURRENTLY COMBINED																	
	2W ISDN Digital Grade Loop / 2W ISDN Line Side Port Combination - Conversion			UEPPB	UEPPR	USACB	0.00	77.04	54.04			19.99					
ADDITIONAL NRCs																	
LOCAL NUMBER PORTABILITY																	
	Local Number Portability (1 per port)			UEPPB	UEPPR	LNPCX	0.35	0.00	0.00								
B-CHANNEL USER PROFILE ACCESS:																	
	CVS/CSD (DMS/5ESS)			UEPPB	UEPPR	U1UCA	0.00	0.00	0.00								
	CVS (EWSD)			UEPPB	UEPPR	U1UCB	0.00	0.00	0.00								
	CSD			UEPPB	UEPPR	U1UCC	0.00	0.00	0.00								
B-CHANNEL AREA PLUS USER PROFILE ACCESS: (AL,KY,LA,MS SC,MS, & TN)																	
	CVS/CSD (DMS/5ESS)			UEPPB	UEPPR	U1UCD	0.00	0.00	0.00								
	CVS (EWSD)			UEPPB	UEPPR	U1UCE	0.00	0.00	0.00								
	CSD			UEPPB	UEPPR	U1UCF	0.00	0.00	0.00								
USER TERMINAL PROFILE																	
	User Terminal Profile (EWSD only)			UEPPB	UEPPR	U1UMA	0.00	0.00	0.00								
VERTICAL FEATURES																	
	All Vertical Features - One per Channel B User Profile			UEPPB	UEPPR	UEPVF	3.39	0.00	0.00			19.99					
INTEROFFICE CHANNEL MILEAGE																	
	Interoffice Channel mileage each, including first mile and facilities termination			UEPPB	UEPPR	M1GNC	26.98	142.31	56.21			19.99					
	Interoffice Channel mileage each, additional mile			UEPPB	UEPPR	M1GNM	0.0301	0.00	0.00			19.99					
4-WIRE DS1 DIGITAL LOOP WITH 4-WIRE ISDN DS1 DIGITAL TRUNK PORT																	
UNE Port/Loop Combination Rates																	

UNBUNDLED NETWORK ELEMENTS - Kentucky											Attachment: 2		Exhibit: B			
CATEGORY	RATE ELEMENTS	Interim	Zone	BCS	USOC	RATES(\$)				Svc Order Submitted Elec per LSR	Svc Order Submitted Manual per LSR	Incremental Charge - Manual Svc Order vs. Electronic-1st	Incremental Charge - Manual Svc Order vs. Electronic-Add'l	Incremental Charge - Manual Svc Order vs. Electronic-Disc 1st	Incremental Charge - Manual Svc Order vs. Electronic-Disc Add'l	
						Rec	Nonrecurring		Nonrecurring Disconnect							OSS RATES (\$)
							First	Add'l	First	Add'l	SOME C	SOMAN	SOMAN	SOMAN	SOMAN	SOMAN
	4W DS1 Digital Loop/4W ISDN DS1 Digital Trunk Port - UNE Zone 1		1	UEPPP		219.25										
	4W DS1 Digital Loop/4W ISDN DS1 Digital Trunk Port - UNE Zone 2		2	UEPPP		248.36										
	4W DS1 Digital Loop/4W ISDN DS1 Digital Trunk Port - UNE Zone 3		3	UEPPP		299.47										
UNE Loop Rates																
	4-Wire DS1 Digital Loop - UNE Zone 1		1	UEPPP	USL4P	106.04						19.99				
	4-Wire DS1 Digital Loop - UNE Zone 2		2	UEPPP	USL4P	135.15						19.99				
	4-Wire DS1 Digital Loop - UNE Zone 3		3	UEPPP	USL4P	186.15						19.99				
UNE Port Rate																
	Exchange Ports - 4-Wire ISDN DS1 Port			UEPPP	UEPPP	113.21	733.57	381.40	158.92	48.65		19.99				
NONRECURRING CHARGES - CURRENTLY COMBINED																
	4W DS1 Digital Loop / 4W ISDN DS1 Digital Trunk Port Combination - Conversion -Switch-as-is			UEPPP	USACP	0.00	238.22	157.17				19.99				
ADDITIONAL NRCs																
	4W DS1 Loop/4-W ISDN Digtl Trk Port - Subsqct Actvy- Inward/two way tel nos within Std Allowance			UEPPP	PR7TF		0.9804					19.99				
	4W DS1 Loop / 4W ISDN DS1 Digital Trunk Port - Outward Tel Numbers (All States except NC)			UEPPP	PR7TO		23.02	23.02				19.99				
	4W DS1 Loop / 4W ISDN DS1 Digital Trk Port - Subsequent Inward Tel Nos Above Std Allowance			UEPPP	PR7ZT		46.05	46.05				19.99				
LOCAL NUMBER PORTABILITY																
	Local Number Portability (1 per port)			UEPPP	LNPCN	1.75										
INTERFACE (Provisioning Only)																
	Voice/Data			UEPPP	PR71V	0.00	0.00	0.00								
	Digital Data			UEPPP	PR71D	0.00	0.00	0.00								
	Inward Data			UEPPP	PR71E	0.00	0.00	0.00								
New or Add'l "B" Channel																
	New or Add'l - Voice/Data B Channel			UEPPP	PR7BV	0.00	29.06					19.99				
	New or Add'l - Digital Data B Channel			UEPPP	PR7BF	0.00	29.06					19.99				
	New or Add'l Inward Data B Channel			UEPPP	PR7BD	0.00	29.06					19.99				
	New or Add'l Useage Sensitive Voice Data B Channel			UEPPP	PR7BS	0.00	29.06					19.99				
	New or Add'l Useage Sensitive Digital Data B Channel			UEPPP	PR7BU	0.00	29.06					19.99				
CALL TYPES																
	Inward			UEPPP	PR7C1	0.00	0.00	0.00								
	Outward			UEPPP	PR7C0	0.00	0.00	0.00								
	Two-way			UEPPP	PR7CC	0.00	0.00	0.00								
Interoffice Channel Mileage																
	Fixed Each Including First Mile			UEPPP	1LN1A	55.50	298.18	231.23	0.00			19.99				
	Each Airline-Fractional Add'l Mile			UEPPP	1LN1B	0.45										
4-WIRE DS1 DIGITAL LOOP WITH 4-WIRE DDITS TRUNK PORT																
UNE Port/Loop Combination Rates																
	4W DS1 Digital Loop/4W DDITS Trunk Port - UNE Zone 1		1	UEPDC		189.32						19.99				
	4W DS1 Digital Loop/4W DDITS Trunk Port - UNE Zone 2		2	UEPDC		218.43						19.99				
	4W DS1 Digital Loop/4W DDITS Trunk Port - UNE Zone 3		3	UEPDC		269.54						19.99				
UNE Loop Rates																
	4-Wire DS1 Digital Loop - UNE Zone 1		1	UEPDC	USLDC	106.04						19.99				
	4-Wire DS1 Digital Loop - UNE Zone 2		2	UEPDC	USLDC	135.15						19.99				
	4-Wire DS1 Digital Loop - UNE Zone 3		3	UEPDC	USLDC	186.15						19.99				
UNE Port Rate																
	4-Wire DDITS Digital Trunk Port			UEPDC	UDD1T	83.28	777.87	384.20	175.57	16.92		19.99				
NONRECURRING CHARGES - CURRENTLY COMBINED																
	4W DS1 Digital Loop / 4W DDITS Trunk Port Combination - Switch-as-is			UEPDC	USAC4		261.15	134.08				19.99				
	4W DS1 Digital Loop / 4W DDITS Trunk Port Combination - Conversion with DS1 Changes			UEPDC	USAWA		261.15	134.08				19.99				
	4W DS1 Digital Loop / 4W DDITS Trunk Port Combination - Conversion with Change - Trunk			UEPDC	USAWB		261.15	134.08				19.99				
ADDITIONAL NRCs																
	4W DS1 Loop / 4W DDITS Trunk Port - NRC - Subsequent Channel Activation/Chan - 2-Way Trunk			UEPDC	UDTTA		28.96	28.96				19.99				

UNBUNDLED NETWORK ELEMENTS - Kentucky

UNBUNDLED NETWORK ELEMENTS - Kentucky											Attachment: 2		Exhibit: B									
CATEGORY	RATE ELEMENTS	Interim	Zone	BCS	USOC	RATES(\$)				SVC Order Submitted Elec per LSR	SVC Order Submitted Manualy per LSR	Incremental Charge - Manual Svc Order vs. Electronic-1st	Incremental Charge - Manual Svc Order vs. Electronic-Add'l	Incremental Charge - Manual Svc Order vs. Electronic-Disc 1st	Incremental Charge - Manual Svc Order vs. Electronic-Disc Add'l							
						Rec	Nonrecurring		Nonrecurring Disconnect							OSS RATES (\$)						
							First	Add'l	First							Add'l	SOMEC	SOMAN	SOMAN	SOMAN	SOMAN	SOMAN
	4W DS1 Loop / 4W DDITS Trunk Port - Subsequent Channel Activation/Chan - 1-Way Outward Trunk			UEPDC	UDTTB		28.96	28.96				19.99										
	4W DS1 Loop / 4W DDITS Trunk Port - Subsqt Channel Activation/Chan Inward Trunk w/out DID			UEPDC	UDTTC		28.96	28.96				19.99										
	4W DS1 Loop / 4W DDITS Trunk Port - Subsqt Chan Activation Per Chan - Inward Trunk with DID			UEPDC	UDTTD		28.96	28.96				19.99										
	4W DS1 Loop / 4W DDITS Trunk Port - Subsqt Chan Activation / Chan - 2-Way DID w User Trans			UEPDC	UDTTE		28.96	28.96				19.99										
BIPOLAR 8 ZERO SUBSTITUTION																						
	B8ZS - Superframe Format			UEPDC	CCOSF		0.00	730.00				19.99										
	B8ZS - Extended Superframe Format			UEPDC	CCOEF		0.00	730.00				19.99										
Alternate Mark Inversion																						
	AMI -Superframe Format			UEPDC	MCOSF		0.00	0.00														
	AMI - Extended SuperFrame Format			UEPDC	MCOPO		0.00	0.00														
Telephone Number/Trunk Group Establishment Charges																						
	Telephone Number for 2-Way Trunk Group			UEPDC	UDTGX	0.00						19.99										
	Telephone Number for 1-Way Outward Trunk Group			UEPDC	UDTGY	0.00						19.99										
	Telephone Number for 1-Way Inward Trunk Group Without DID			UEPDC	UDTGZ	0.00						19.99										
	DID Numbers for each Group of 20 DID Numbers			UEPDC	ND4	0.00						19.99										
	DID Numbers, Non- consecutive DID Numbers , Per Number			UEPDC	ND5	0.00						19.99										
	Reserve Non-Consecutive DID Nos.			UEPDC	ND6	0.00	0.00	0.00				19.99										
	Reserve DID Numbers			UEPDC	NDV	0.00	0.00	0.00				19.99										
Dedicated DS1 (Interoffice Channel Mileage) - FX/FCO for 4-Wire DS1 Digital Loop with 4-Wire DDITS Trunk Port																						
	Interoffice Channel Mileage - Fixed rate 0-8 miles (Facilities Termination)			UEPDC	1LNO1	55.05	298.18	231.23	0.00	0.00		19.99										
	Interoffice Channel Mileage - Add'l rate per mile - 0-8 miles			UEPDC	1LNOA	0.45	0.00	0.00														
	Interoffice Channel Mileage - Fixed rate 9-25 miles (Facilities Termination)			UEPDC	1LNO2	0.00	0.00	0.00														
	Interoffice Channel Mileage - Add'l rate per mile - 9-25 miles			UEPDC	1LNOB	0.45	0.00	0.00														
	Interoffice Channel Mileage - Fixed rate 25+ miles (Facilities Termination)			UEPDC	1LNO3	0.00	0.00	0.00	0.00													
	Interoffice Channel Mileage - Add'l rate per mile - 25+ miles			UEPDC	1LNOC	0.45	0.00	0.00														
	Local Number Portability, per DSO Activated			UEPDC	LNPCP	3.15	0.00	0.00	0.00													
	Central Office Terminating Point			UEPDC	CTG	0.00																
4-WIRE DS1 LOOP WITH CHANNELIZATION WITH PORT																						
System is 1 DS1 Loop, 1 D4 Channel Bank, and up to 24 Feature Activations																						
Each System can have up to 24 combinations of rates depending on type and number of ports used																						
UNE DS1 Loop																						
	4-Wire DS1 Loop - UNE Zone 1		1	UEPMG	USLDC	106.04	0.00	0.00														
	4-Wire DS1 Loop - UNE Zone 2		2	UEPMG	USLDC	135.15	0.00	0.00														
	4-Wire DS1 Loop - UNE Zone 3		3	UEPMG	USLDC	186.15	0.00	0.00														
UNE DSO Channelization Capacities (D4 Channel Bank Configurations)																						
	24 DSO Channel Capacity - 1 per DS1			UEPMG	VUM24	136.99	0.00	0.00				19.99										
	48 DSO Channel Capacity - 1 per 2 DS1s			UEPMG	VUM48	273.98	0.00	0.00				19.99										
	96 DSO Channel Capacity -1per 4 DS1s			UEPMG	VUM96	547.96	0.00	0.00				19.99										
	144 DSO Channel Capacity - 1 per 6 DS1s			UEPMG	VUM14	821.94	0.00	0.00				19.99										
	192 DSO Channel Capacity -1 per 8 DS1s			UEPMG	VUM19	1,095.92	0.00	0.00				19.99										
	240 DSO Channel Capacity - 1 per 10 DS1s			UEPMG	VUM20	1,369.90	0.00	0.00				19.99										
	288 DSO Channel Capacity - 1 per 12 DS1s			UEPMG	VUM28	1,643.88	0.00	0.00				19.99										
	384 DSO Channel Capacity - 1 per 16 DS1s			UEPMG	VUM38	2,191.84	0.00	0.00				19.99										
	480 DSO Channel Capacity - 1 per 20 DS1s			UEPMG	VUM40	2,739.80	0.00	0.00				19.99										
	576 DSO Channel Capacity -1 per 24 DS1s			UEPMG	VUM57	3,287.76	0.00	0.00				19.99										
	672 DSO Channel Capacity - 1 per 28 DS1s			UEPMG	VUM67	3,835.72	0.00	0.00				19.99										
Non-Recurring Charges (NRC) Associated with 4-Wire DS1 Loop with Channelization with Port - Conversion Charge Based on a System																						
A Minimum System configuration is One (1) DS1, One (1) D4 Channel Bank, and Up To 24 DSO Ports with Feature Activations.																						
Multiples of this configuration functioning as one are considered Add'l after the minimum system configuration is counted.																						
	NRC - Conversion (Currently Combined) with or w/o BellSouth Allowed Changes			UEPMG	USAC4	0.00	301.05	16.72				19.99										
System Additions at End User Locations Where 4-Wire DS1 Loop with Channelization with Port Combination Currently Exists and																						
New (Not Currently Combined) In GA, KY, LA, MS & TN Only																						
	1 DS1/D4 Channel Bank - Add NRC for each Port and Assoc Fea Activation - New GA, LA, KY, MS, & TN Only			UEPMG	VUMD4	0.00	716.36	468.20	149.30	17.71		19.99										
Bipolar 8 Zero Substitution																						

UNBUNDLED NETWORK ELEMENTS - Kentucky											Attachment: 2		Exhibit: B			
CATEGORY	RATE ELEMENTS	Interim	Zone	BCS	USOC	RATES(\$)				Svc Order Submitted Elec per LSR	Svc Order Submitted Manual per LSR	Incremental Charge - Manual Svc Order vs. Electronic-1st	Incremental Charge - Manual Svc Order vs. Electronic-Add'l	Incremental Charge - Manual Svc Order vs. Electronic-Disc 1st	Incremental Charge - Manual Svc Order vs. Electronic-Disc Add'l	
						Rec	Nonrecurring		Nonrecurring Disconnect							OSS RATES (\$)
						First	Add'l	First	Add'l	SOMEC	SOMAN	SOMAN	SOMAN	SOMAN	SOMAN	
	Clear Channel Capability Format, superframe - Subsequent Activity Only			UEPMG	CCOSF	0.00	0.00	730.00				19.99				
	Clear Channel Capability Format - Extended Superframe - Subsequent Activity Only			UEPMG	CCOEF	0.00	0.00	730.00				19.99				
Alternate Mark Inversion (AMI)																
	Superframe Format			UEPMG	MCOSF	0.00	0.00	0.00								
	Extended Superframe Format			UEPMG	MCOPO	0.00	0.00	0.00								
Exchange Ports Associated with 4-Wire DS1 Loop with Channelization with Port																
Exchange Ports																
	Line Side Combination Channelized PBX Trunk Port - Business			UEPPX	UEPCX	1.66	0.00	0.00	0.00	0.00		19.99				
	Line Side Outward Channelized PBX Trunk Port - Business			UEPPX	UEPOX	1.66	0.00	0.00	0.00	0.00		19.99				
	Line Side Inward Only Channelized PBX Trunk Port w/o DID			UEPPX	UEP1X	1.66	0.00	0.00	0.00	0.00		19.99				
	2-Wire Trunk Side Unbundled Channelized DID Trunk Port			UEPPX	UEPDM	10.97	0.00	0.00	0.00	0.00		19.99				
Feature Activations - Unbundled Loop Concentration																
	Feature (Service) Activation for each Line Side Port Terminated in D4 Bank			UEPPX	1PQWM	0.77	25.40	13.41	4.17	4.15		19.99				
	Feature (Service) Activation for each Trunk Side Port Terminated in D4 Bank			UEPPX	1PQWU	0.77	78.15	19.68	59.05	11.54		19.99				
Telephone Number/ Group Establishment Charges for DID Service																
	DID Trunk Termination (1 per Port)			UEPPX	NDT	0.00	0.00	0.00				19.99				
	DID Numbers - groups of 20 - Valid all States			UEPPX	ND4	0.00	0.00	0.00				19.99				
	Non-Consecutive DID Numbers - per number			UEPPX	ND5	0.00	0.00	0.00				19.99				
	Reserve Non-Consecutive DID Numbers			UEPPX	ND6	0.00	0.00	0.00				19.99				
	Reserve DID Numbers			UEPPX	NDV	0.00	0.00	0.00				19.99				
Local Number Portability																
	Local Number Portability - 1 per port			UEPPX	LNPCP	3.15	0.00	0.00								
FEATURES - Vertical and Optional																
Local Switching Features Offered with Line Side Ports Only																
	All Features Available			UEPPX	UEPVF	3.39	0.00	0.00				19.99				
UNBUNDLED PORT LOOP COMBINATIONS - MARKET RATES																
Market Rates shall apply where BellSouth is not required to provide unbundled local switching or switch ports per FCC and/or State Commission rules.																
These scenarios include:																
1. Unbundled port/loop combinations that are Currently Combined or Not Currently Combined in Zone 1 of the Top 8 MSAS in BellSouth's region for end users with 4 or more DS0 equivalent lines.																
BellSouth currently is developing the billing capability to mechanically bill the recurring and non-recurring Market Rates in this section. In the interim where BellSouth cannot bill Market Rates, BellSouth shall bill the rates in the Cost-Based section preceding in lieu of the Market Rates and reserves the right to true-up the billing difference.																
The Market Rate for unbundled ports includes all available features in all states.																
End Office and Tandem Switching Usage and Common Transport Usage rates in the Port section of this rate exhibit shall apply to all combinations of loop/port network elements except for UNE Coin Port/Loop Combinations which have a flat rate usage charge (USOC: URECU).																
For Not Currently Combined scenarios where Market Rates apply, the Nonrecurring charges are listed in the First and Add'l NRC columns for each Port USOC. For Currently Combined scenarios, the Nonrecurring charges are listed in the NRC - Currently Combined section. Add'l NRCs may apply also and are categorized accordingly.																
UNBUNDLED CENTREX PORT/LOOP COMBINATIONS																
UNBUNDLED PORT/LOOP COMBINATIONS - COST BASED RATES																
UNE-P CENTREX - 1AESS - (Valid in AL,FL,GA,KY,LA,MS,&TN only)																
2-Wire VG Loop/2-Wire VG Port (Centrex) Combo																
UNE Port/Loop Combination Rates (Non-Design)																
	2W VG Loop/2W VG Port (Centrex) Port Combo - Non-Design	1		UEP91		16.15										
	2W VG Loop/2W VG Port (Centrex)Port Combo - Non-Design	2		UEP91		22.34										
	2W VG Loop/2W VG Port (Centrex)Port Combo - Non-Design	3		UEP91		30.88										
UNE Port/Loop Combination Rates (Design)																
	2W VG Loop/2W VG Port (Centrex) Port Combo - Design	1		UEP91		20.39										
	2-Wire VG Loop/2-Wire VG Port (Centrex)Port Combo - Design	2		UEP91		26.57										
	2-Wire VG Loop/2-Wire VG Port (Centrex)Port Combo - Design	3		UEP91		37.57										
UNE Loop Rate																
	2-Wire VG Loop (SL 1) - Zone 1	1		UEP91	UECS1	13.54						19.99				
	2-Wire VG Loop (SL 1) - Zone 2	2		UEP91	UECS1	19.73						19.99				
	2-Wire VG Loop (SL 1) - Zone 3	3		UEP91	UECS1	28.27						19.99				
	2-Wire VG Loop (SL 2) - Zone 1	1		UEP91	UECS2	17.78						19.99				
	2-Wire VG Loop (SL 2) - Zone 2	2		UEP91	UECS2	23.96						19.99				
	2-Wire VG Loop (SL 2) - Zone 3	3		UEP91	UECS2	34.96						19.99				
UNE Ports																
All States (Except North Carolina and Sout Carolina)																
	2-Wire VG Port (Centrex) Basic Local Area			UEP91	UEPYA	2.61	21.21	15.43	2.84	2.66		19.99				
	2-Wire VG Port (Centrex 800 termination)Basic Local Area			UEP91	UEPYB	2.61	21.21	15.43	2.84	2.66		19.99				

UNBUNDLED NETWORK ELEMENTS - Kentucky											Attachment: 2				Exhibit: B	
CATEGORY	RATE ELEMENTS	Interim	Zone	BCS	USOC	RATES(\$)					Svc Order Submitted Elec per LSR	Svc Order Submitted Manual per LSR	Incremental Charge - Manual Svc Order vs. Electronic-1st	Incremental Charge - Manual Svc Order vs. Electronic-Add'l	Incremental Charge - Manual Svc Order vs. Electronic-Disc 1st	Incremental Charge - Manual Svc Order vs. Electronic-Disc Add'l
						Rec	Nonrecurring		Nonrecurring Disconnect							
							First	Add'l	First	Add'l	SOMEC	SOMAN	SOMAN	SOMAN	SOMAN	SOMAN
	2-Wire VG Port (Centrex with Caller ID)1Basic Local Area			UEP91	UEPYH	2.61	21.21	15.43	2.84	2.66						
	2W VG Port (Centrex from diff SWC)2 Basic Local Area			UEP91	UEPYM	2.61	21.21	15.43	2.84	2.66						
	2W VG Port, Diff SWC - 800 Service Term - Basic Local Area			UEP91	UEPYZ	2.61	21.21	15.43	2.84	2.66						
	2W VG Port terminated in on Megalink or equivalent - Basic Local Area			UEP91	UEPY9	2.61	21.21	15.43	2.84	2.66						
	2W VG Port Terminated on 800 Service Term - Basic Local Area			UEP91	UEPY2	2.61	21.21	15.43	2.84	2.66						
	AL, KY, LA, MS, & TN Only															
	2-Wire VG Port (Centrex)			UEP91	UEPQA	2.61	21.21	15.43	2.84	2.66						
	2-Wire VG Port (Centrex 800 termination)			UEP91	UEPQB	2.61	21.21	15.43	2.84	2.66						
	2-Wire VG Port (Centrex with Caller ID)1			UEP91	UEPQH	2.61	21.21	15.43	2.84	2.66						
	2-Wire VG Port (Centrex from diff Serving Wire Center)2			UEP91	UEPQM	2.61	21.21	15.43	2.84	2.66						
	2-Wire VG Port, Diff Serving Wire Center - 800 Service Term			UEP91	UEPQZ	2.61	21.21	15.43	2.84	2.66						
	2-Wire VG Port terminated in on Megalink or equivalent			UEP91	UEPQ9	2.61	21.21	15.43	2.84	2.66						
	2-Wire VG Port Terminated on 800 Service Term			UEP91	UEPQ2	2.61	21.21	15.43	2.84	2.66						
	Local Switching															
	Centrex Intercom Functionality, per port			UEP91	URECS	0.8873							19.99			
	Local Number Portability															
	Local Number Portability (1 per port)			UEP91	LNPCC	0.35										
	Features															
	All Standard Features Offered, per port			UEP91	UEPVF	3.39							19.99			
	All Select Features Offered, per port			UEP91	UEPVS	0.00	405.66						19.99			
	All Centrex Control Features Offered, per port			UEP91	UEPVC	3.39							19.99			
	NARS															
	Unbundled Network Access Register - Combination			UEP91	UARCX	0.00	0.00	0.00								
	Unbundled Network Access Register - Indial			UEP91	UAR1X	0.00	0.00	0.00								
	Unbundled Network Access Register - Outdial			UEP91	UAROY	0.00	0.00	0.00								
	Miscellaneous Terminations															
	2-Wire Trunk Side															
	Trunk Side Terminations, each			UEP91	CENA6	10.94							19.99			
	Interoffice Channel Mileage - 2-Wire															
	Interoffice Channel Facilities Termination - VG			UEP91	MIGBC	29.51							19.99			
	Interoffice Channel mileage, per mile or fraction of mile			UEP91	MIGBM	0.0118							19.99			
	Feature Activations (DS0) Centrex Loops on Channelized DS1 Service															
	D4 Channel Bank Feature Activations															
	Feature Activation on D-4 Channel Bank Centrex Loop Slot			UEP91	1PQWS	0.77							19.99			
	Feature Activation on D-4 Channel Bank FX line Side Loop Slot			UEP91	1PQW6	0.77							19.99			
	Feature Activation on D-4 Channel Bank FX Trunk Side Loop Slot			UEP91	1PQW7	0.77							19.99			
	Feature Activation on D-4 Channel Bank Centrex Loop Slot - Different Wire Center			UEP91	1PQWP	0.77							19.99			
	Feature Activation on D-4 Channel Bank Private Line Loop Slot			UEP91	1PQWV	0.77							19.99			
	Feature Activation on D-4 Channel Bank Tjie Line/Trunk Loop Slot			UEP91	1PQWQ	0.77							19.99			
	Feature Activation on D-4 Channel Bank WATS Loop Slot			UEP91	1PQWA	0.77							19.99			
	Non-Recurring Charges (NRC) Associated with UNE-P Centrex															
	Conversion - Currently Combined Switch-As-Is with allowed changes, per port			UEP91	USAC2		10.00	10.00					19.99			
	New Centrex Standard Common Block			UEP91	M1ACS	0.00	667.47						19.99			
	New Centrex Customized Common Block			UEP91	M1ACC	0.00	667.47						19.99			
	Secondary Block, per Block			UEP91	M2CC1	0.00	78.04						19.99			
	NAR Establishment Charge, Per Occasion			UEP91	URECA	0.00	72.75						19.99			

UNBUNDLED NETWORK ELEMENTS - Kentucky											Attachment: 2		Exhibit: B			
CATEGORY	RATE ELEMENTS	Interim	Zone	BCS	USOC	RATES(\$)				Svc Order Submitted Elec per LSR	Svc Order Submitted Manually per LSR	Incremental Charge - Manual Svc Order vs. Electronic-1st	Incremental Charge - Manual Svc Order vs. Electronic-Add'l	Incremental Charge - Manual Svc Order vs. Electronic-Disc 1st	Incremental Charge - Manual Svc Order vs. Electronic-Disc Add'l	
						Rec	Nonrecurring		Nonrecurring Disconnect							OSS RATES (\$)
							First	Add'l	First	Add'l	SOMEC	SOMAN	SOMAN	SOMAN	SOMAN	SOMAN
UNE-P CENTREX - 5ESS (Valid in All States)																
2-Wire VG Loop/2-Wire VG Port (Centrex) Combo																
UNE Port/Loop Combination Rates (Non-Design)																
	2W VG Loop/2W VG Port (Centrex) Port Combo - Non-Design		1	UEP95		16.15										
	2W VG Loop/2W VG Port (Centrex)Port Combo - Non-Design		2	UEP95		22.34										
	2W VG Loop/2W VG Port (Centrex)Port Combo - Non-Design		3	UEP95		30.88										
UNE Port/Loop Combination Rates (Design)																
	2W VG Loop/2W VG Port (Centrex) Port Combo - Design		1	UEP95		20.39										
	2-Wire VG Loop/2-Wire VG Port (Centrex)Port Combo - Design		2	UEP95		26.57										
	2-Wire VG Loop/2-Wire VG Port (Centrex)Port Combo - Design		3	UEP95		37.57										
UNE Loop Rate																
	2-Wire VG Loop (SL 1) - Zone 1		1	UEP95	UECS1	13.54						19.99				
	2-Wire VG Loop (SL 1) - Zone 2		2	UEP95	UECS1	19.73						19.99				
	2-Wire VG Loop (SL 1) - Zone 3		3	UEP95	UECS1	28.27						19.99				
	2-Wire VG Loop (SL 2) - Zone 1		1	UEP95	UECS2	17.78						19.99				
	2-Wire VG Loop (SL 2) - Zone 2		2	UEP95	UECS2	23.96						19.99				
	2-Wire VG Loop (SL 2) - Zone 3		3	UEP95	UECS2	34.96						19.99				
UNE Port Rate																
All States																
	2-Wire VG Port (Centrex) Basic Local Area			UEP95	UEPYA	2.61	21.21	15.43	2.84	2.66		19.99				
	2-Wire VG Port (Centrex 800 termination)			UEP95	UEPYB	2.61	21.21	15.43	2.84	2.66		19.99				
	2-Wire VG Port (Centrex with Caller ID)1Basic Local Area			UEP95	UEPYH	2.61	21.21	15.43	2.84	2.66		19.99				
	2W VG Port (Centrex from diff SWC)2 Basic Local Area			UEP95	UEPYM	2.61	21.21	15.43	2.84	2.66		19.99				
	2W VG Port, Diff SWC - 800 Service Term - Basic Local Area			UEP95	UEPYZ	2.61	21.21	15.43	2.84	2.66		19.99				
	2W VG Port terminated in on Megalink or equivalent - Basic Local Area			UEP95	UEPY9	2.61	21.21	15.43	2.84	0.266		19.99				
	2W VG Port Terminated on 800 Service Term - Basic Local Area			UEP95	UEPY2	2.61	21.21	15.43	2.84	2.66		19.99				
AL, KY, LA, MS, SC, & TN Only																
	2-Wire VG Port (Centrex)			UEP95	UEPQA	2.61	21.21	15.43	2.84	2.66		19.99				
	2-Wire VG Port (Centrex 800 termination)			UEP95	UEPQB	2.61	21.21	15.43	2.84	2.66		19.99				
	2-Wire VG Port (Centrex with Caller ID)1			UEP95	UEPQH	2.61	21.21	15.43	2.84	2.66		19.99				
	2-Wire VG Port (Centrex from diff Serving Wire Center)2			UEP95	UEPQM	2.61	21.21	15.43	2.84	2.66		19.99				
	2-Wire VG Port, Diff Serving Wire Center - 800 Service Term			UEP95	UEPQZ	2.61	21.21	15.43	2.84	2.66		19.99				
	2-Wire VG Port terminated in on Megalink or equivalent			UEP95	UEPQ9	2.61	21.21	15.43				19.99				
	2-Wire VG Port Terminated on 800 Service Term			UEP95	UEPQ2	2.61	21.21	15.43	2.84	2.66		19.99				
Local Switching																
	Centrex Intercom Functionality, per port			UEP95	URECS	0.8873						19.99				
Local Number Portability																
	Local Number Portability (1 per port)			UEP95	LNPC	0.35										
Features																
	All Standard Features Offered, per port			UEP95	UEPVF	3.39						19.99				
	All Select Features Offered, per port			UEP95	UEPVS	0.00	405.66					19.99				
	All Centrex Control Features Offered, per port			UEP95	UEPVC	3.39						19.99				
NARS																
	Unbundled Network Access Register - Combination			UEP95	UARCX	0.00	0.00	0.00								
	Unbundled Network Access Register - Indial			UEP95	UAR1X	0.00	0.00	0.00								
	Unbundled Network Access Register - Outdial			UEP95	UARO	0.00	0.00	0.00								
Miscellaneous Terminations																
2-Wire Trunk Side																
	Trunk Side Terminations, each			UEP95	CEND6	10.94	238.69	37.43	122.66	7.50		19.99				
4-Wire Digital (1.544 Megabits)																
	DS1 Circuit Terminations, each			UEP95	M1HD1	83.28	404.18	191.44	144.71			19.99				
	DS0 Channels Activated, each			UEP95	M1HDO	0.00	28.96					19.99				
Interoffice Channel Mileage - 2-Wire																
	Interoffice Channel Facilities Termination			UEP95	MIGBC	29.51						19.99				
	Interoffice Channel mileage, per mile or fraction of mile			UEP95	MIGBM	0.0118						19.99				
Feature Activations (DS0) Centrex Loops on Channelized DS1 Service																
D4 Channel Bank Feature Activations																
	Feature Activation on D-4 Channel Bank Centrex Loop Slot			UEP95	1PQWS	0.77						19.99				
	Feature Activation on D-4 Channel Bank FX line Side Loop Slot			UEP95	1PQW6	0.77						19.99				
	Feature Activation on D-4 Channel Bank FX Trunk Side Loop Slot			UEP95	1PQW7	0.77						19.99				

UNBUNDLED NETWORK ELEMENTS - Kentucky

CATEGORY	RATE ELEMENTS	Interim	Zone	BCS	USOC	RATES(\$)				Attachment: 2						Exhibit: B
						Rec	Nonrecurring		Nonrecurring Disconnect		SOME C	SOMA N	SOMA N	SOMA N	SOMA N	SOMA N
							First	Add'l	First	Add'l						
											SOME C	SOMA N	SOMA N	SOMA N	SOMA N	SOMA N
	Feature Activation on D-4 Channel Bank Centrex Loop Slot - Different Wire Center			UEP95	1PQWP	0.77						19.99				
	Feature Activation on D-4 Channel Bank Private Line Loop Slot			UEP95	1PQWV	0.77						19.99				
	Feature Activation on D-4 Channel Bank Tjie Line/Trunk Loop Slot			UEP95	1PQWQ	0.77						19.99				
	Feature Activation on D-4 Channel Bank WATS Loop Slot			UEP95	1PQWA	0.77						19.99				
Non-Recurring Charges (NRC) Associated with UNE-P Centrex																
	NRC Conversion Currently Combined Switch-As-Is with allowed changes, per port			UEP95	USAC2	10.00	10.00					19.99				
	New Centrex Standard Common Block			UEP95	M1ACS	0.00	667.47					19.99				
	New Centrex Customized Common Block			UEP95	M1ACC	0.00	667.47					19.99				
	NAR Establishment Charge, Per Occasion			UEP95	URECA	0.00	72.75					19.99				
UNE-P CENTREX - DMS100 (Valid in All States)																
2-Wire VG Loop/2-Wire VG Port (Centrex) Combo																
UNE Port/Loop Combination Rates (Non-Design)																
	2W VG Loop/2W VG Port (Centrex) Port Combo - Non-Design		1	UEP9D		16.15										
	2W VG Loop/2W VG Port (Centrex)Port Combo - Non-Design		2	UEP9D		22.34										
	2W VG Loop/2W VG Port (Centrex)Port Combo - Non-Design		3	UEP9D		30.88										
UNE Port/Loop Combination Rates (Design)																
	2W VG Loop/2W VG Port (Centrex) Port Combo - Design		1	UEP9D		20.39										
	2-Wire VG Loop/2-Wire VG Port (Centrex)Port Combo - Design		2	UEP9D		26.57										
	2-Wire VG Loop/2-Wire VG Port (Centrex)Port Combo - Design		3	UEP9D		37.57										
UNE Loop Rate																
	2-Wire VG Loop (SL 1) - Zone 1		1	UEP9D	UECS1	13.54										
	2-Wire VG Loop (SL 1) - Zone 2		2	UEP9D	UECS1	19.73										
	2-Wire VG Loop (SL 1) - Zone 3		3	UEP9D	UECS1	28.27										
	2-Wire VG Loop (SL 2) - Zone 1		1	UEP9D	UECS2	17.78										
	2-Wire VG Loop (SL 2) - Zone 2		2	UEP9D	UECS2	23.96										
	2-Wire VG Loop (SL 2) - Zone 3		3	UEP9D	UECS2	34.96										
UNE Port Rate																
ALL STATES																
	2-Wire VG Port (Centrex) Basic Local Area			UEP9D	UEPYA	2.61	21.21	15.43	2.84	2.66		19.99				
	2-Wire VG Port (Centrex 800 termination)Basic Local Area			UEP9D	UEPYB	2.61	21.21	15.43	2.84	2.66		19.99				
	2-Wire VG Port (Centrex / EBS-PSET)3Basic Local Area			UEP9D	UEPYC	2.61	21.21	15.43	2.84	2.66		19.99				
	2-Wire VG Port (Centrex / EBS-M5009)3Basic Local Area			UEP9D	UEPYD	2.61	21.21	15.43	2.84	2.66		19.99				
	2-Wire VG Port (Centrex / EBS-M5209)3 Basic Local Area			UEP9D	UEPYE	2.61	21.21	15.43	2.84	2.66		19.99				
	2-Wire VG Port (Centrex / EBS-M5112)3 Basic Local Area			UEP9D	UEPYF	2.61	21.21	15.43	2.84	2.66		19.99				
	2-Wire VG Port (Centrex / EBS-M5312)3Basic Local Area			UEP9D	UEPYG	2.61	21.21	15.43	2.84	2.66		19.99				
	2-Wire VG Port (Centrex / EBS-M5008)3 Basic Local Area			UEP9D	UEPYT	2.61	21.21	15.43	2.84	2.66		19.99				
	2-Wire VG Port (Centrex / EBS-M5208)3 Basic Local Area			UEP9D	UEPYU	2.61	21.21	15.43	2.84	2.66		19.99				
	2-Wire VG Port (Centrex / EBS-M5216)3 Basic Local Area			UEP9D	UEPYV	2.61	21.21	15.43	2.84	2.66		19.99				
	2-Wire VG Port (Centrex / EBS-M5316)3 Basic Local Area			UEP9D	UEPY3	2.61	21.21	15.43	2.84	2.66		19.99				
	2-Wire VG Port (Centrex with Caller ID) Basic Local Area			UEP9D	UEPYH	2.61	21.21	15.43	2.84	0.266		19.99				
	2W VG Port (Centrex/Caller ID/Msg Wtg Lamp Indication)3 Basic Local Area			UEP9D	UEPYW	2.61	21.21	15.43	2.84	2.66		19.99				
	2W VG Port (Centrex/Msg Wtg Lamp Indication)3 Basic Local Area			UEP9D	UEPYJ	2.61	21.21	15.43	2.84	2.66		19.99				
	2W VG Port (Centrex from diff SWC) 2 Basic Local Area			UEP9D	UEPYM	2.61	21.21	15.43	2.84	2.66		19.99				
	2W VG Port (Centrex/differ SWC /EBS-PSET)2, 3 Basic Local Area			UEP9D	UEPYO	2.61	21.21	15.43	2.84	2.66		19.99				
	2W VG Port (Centrex/differ SWC /EBS-M5009)2, 3 Basic Local Area			UEP9D	UEPYP	2.61	21.21	15.43	2.84	2.66		19.99				
	2W VG Port (Centrex/differ SWC /EBS-5209)2, 3 Basic Local Area			UEP9D	UEPYQ	2.61	21.21	15.43	2.84	2.66		19.99				
	2W VG Port (Centrex/differ SWC /EBS-M5112)2, 3 Basic Local Area			UEP9D	UEPYR	2.61	21.21	15.43	2.84	2.66		19.99				
	2W VG Port (Centrex/differ SWC /EBS-M5312)2, 3 Basic Local Area			UEP9D	UEPYS	2.61	21.21	15.43	2.84	2.66		19.99				
	2W VG Port (Centrex/differ SWC /EBS-M5008)2, 3 Basic Local Area			UEP9D	UEPY4	2.61	21.21	15.43	2.84	2.66		19.99				
	2W VG Port (Centrex/differ SWC /EBS-M5208)2, 3 Basic Local Area			UEP9D	UEPY5	2.61	21.21	15.43	2.84	2.66		19.99				

UNBUNDLED NETWORK ELEMENTS - Kentucky											Attachment: 2				Exhibit: B	
CATEGORY	RATE ELEMENTS	Interim	Zone	BCS	USOC	RATES(\$)					Svc Order Submitted Elec per LSR	Svc Order Submitted Manually per LSR	Incremental Charge - Manual Svc Order vs. Electronic-1st	Incremental Charge - Manual Svc Order vs. Electronic-Add'l	Incremental Charge - Manual Svc Order vs. Electronic-Disc 1st	Incremental Charge - Manual Svc Order vs. Electronic-Disc Add'l
						Rec	Nonrecurring		Nonrecurring Disconnect							
							First	Add'l	First	Add'l	SOMEC	SOMAN	SOMAN	SOMAN	SOMAN	SOMAN
	2W VG Port (Centrex/differ SWC /EBS-M5216)2, 3 Basic Local Area			UEP9D	UEPY6	2.61	21.21	15.43	2.84	2.66		19.99				
	2W VG Port (Centrex/differ SWC /EBS-M5316)2, 3 Basic Local Area			UEP9D	UEPY7	2.61	21.21	15.43	2.84	2.66		19.99				
	2W VG Port, Diff Serving Wire Center - 800 Service Term			UEP9D	UEPYZ	2.61	21.21	15.43	2.84	2.66		19.99				
	2W VG Port terminated in on Megalink or equivalent Basic Local Area			UEP9D	UEPY9	2.61	21.21	15.43	2.84	2.66		19.99				
	2W VG Port Terminated on 800 Service Term Basic Local Area			UEP9D	UEPY2	2.61	21.21	15.43	2.84	2.66		19.99				
AL, KY, LA, MS, SC, & TN Only																
	2-Wire VG Port (Centrex)			UEP9D	UEPQA	2.61	21.21	15.43	2.84	2.66		19.99				
	2-Wire VG Port (Centrex 800 termination)			UEP9D	UEPQB	2.61	21.21	15.43	2.84	2.66		19.99				
	2-Wire VG Port (Centrex / EBS-PSET)3			UEP9D	UEPQC	2.61	21.21	15.43	2.84	2.66		19.99				
	2-Wire VG Port (Centrex / EBS-M5009)3			UEP9D	UEPQD	2.61	21.21	15.43	2.84	2.66		19.99				
	2-Wire VG Port (Centrex / EBS-M5209)3			UEP9D	UEPQE	2.61	21.21	15.43	2.84	2.66		19.99				
	2-Wire VG Port (Centrex / EBS-M5112)3			UEP9D	UEPQF	2.61	21.21	15.43	2.84	2.66		19.99				
	2-Wire VG Port (Centrex / EBS-M5312)3			UEP9D	UEPQG	2.61	21.21	15.43	2.84	2.66		19.99				
	2-Wire VG Port (Centrex / EBS-M5008)3			UEP9D	UEPQT	2.61	21.21	15.43	2.84	2.66		19.99				
	2-Wire VG Port (Centrex / EBS-M5208)3			UEP9D	UEPQU	2.61	21.21	15.43	2.84	2.66		19.99				
	2-Wire VG Port (Centrex / EBS-M5216)3			UEP9D	UEPQV	2.61	21.21	15.43	2.84	2.66		19.99				
	2-Wire VG Port (Centrex / EBS-M5316)3			UEP9D	UEPQ3	2.61	21.21	15.43	2.84	2.66		19.99				
	2-Wire VG Port (Centrex with Caller ID)			UEP9D	UEPQH	2.61	21.21	15.43	2.84	2.66		19.99				
	2-Wire VG Port (Centrex/Caller ID/Msg Wtg Lamp Indication)3			UEP9D	UEPQW	2.61	21.21	15.43	2.84	2.66		19.99				
	2-Wire VG Port (Centrex/Msg Wtg Lamp Indication)3			UEP9D	UEPQJ	2.61	21.21	15.43	2.84	2.66		19.99				
	2-Wire VG Port (Centrex from diff Serving Wire Center) 2			UEP9D	UEPQM	2.61	21.21	15.43	2.84	2.66		19.99				
	2-Wire VG Port (Centrex/differ SWC /EBS-PSET)2, 3			UEP9D	UEPQO	2.61	21.21	15.43	2.84	2.66		19.99				
	2-Wire VG Port (Centrex/differ SWC /EBS-M5009)2, 3			UEP9D	UEPQP	2.61	21.21	15.43	2.84	2.66		19.99				
	2-Wire VG Port (Centrex/differ SWC /EBS-5209)2, 3			UEP9D	UEPQQ	2.61	21.21	15.43	2.84	2.66		19.99				
	2-Wire VG Port (Centrex/differ SWC /EBS-M5112)2, 3			UEP9D	UEPQR	2.61	21.21	15.43	2.84	2.66		19.99				
	2-Wire VG Port (Centrex/differ SWC /EBS-M5312)2, 3			UEP9D	UEPQS	2.61	21.21	15.43	2.84	2.66		19.99				
	2-Wire VG Port (Centrex/differ SWC /EBS-M5008)2, 3			UEP9D	UEPQ4	2.61	21.21	15.43	2.84	2.66		19.99				
	2-Wire VG Port (Centrex/differ SWC /EBS-M5208)2, 3			UEP9D	UEPQ5	2.61	21.21	15.43	2.84	2.66		19.99				
	2-Wire VG Port (Centrex/differ SWC /EBS-M5216)2, 3			UEP9D	UEPQ6	2.61	21.21	15.43	2.84	2.66		19.99				
	2-Wire VG Port (Centrex/differ SWC /EBS-M5316)2, 3			UEP9D	UEPQ7	2.61	21.21	15.43	2.84	2.66		19.99				
	2-Wire VG Port, Diff Serving Wire Center - 800 Service Term			UEP9D	UEPQZ	2.61	21.21	15.43	2.84	2.66		19.99				
	2-Wire VG Port terminated in on Megalink or equivalent			UEP9D	UEPQ9	2.61	21.21	15.43	2.84	2.66		19.99				
	2-Wire VG Port Terminated on 800 Service Term			UEP9D	UEPQ2	2.61	21.21	15.43	2.84	2.66		19.99				
Local Switching																
	Centrex Intercom Functionality, per port			UEP9D	URECS	0.8873						19.99				
Local Number Portability																
	Local Number Portability (1 per port)			UEP9D	LNPCC	0.35						19.99				
Features																
	All Standard Features Offered, per port			UEP9D	UEPVF	3.39						19.99				
	All Select Features Offered, per port			UEP9D	UEPVS	0.00	405.66					19.99				
	All Centrex Control Features Offered, per port			UEP9D	UEPVC	3.39						19.99				
NARS																
	Unbundled Network Access Register - Combination			UEP9D	UARCX	0.00	0.00	0.00								
	Unbundled Network Access Register - Inward			UEP9D	UAR1X	0.00	0.00	0.00								
	Unbundled Network Access Register - Outdial			UEP9D	UAROY	0.00	0.00	0.00								
Miscellaneous Terminations																
2-Wire Trunk Side																
	Trunk Side Terminations, each			UEP9D	CEND6	10.94	238.69	37.49	122.40	7.50		19.99				
4-Wire Digital (1.544 Megabits)																
	DS1 Circuit Terminations, each			UEP9D	M1HD1	83.28	404.18	191.44	144.71	4.90		19.99				
	DS0 Channels Activiated per Channel			UEP9D	M1HDO	0.00	28.96					19.99				
Interoffice Channel Mileage - 2-Wire																
	Interoffice Channel Facilities Termination			UEP9D	MIGBC	29.51						19.99				
	Interoffice Channel mileage, per mile or fraction of mile			UEP9D	MIGBM	0.0118						19.99				
Feature Activations (DS0) Centrex Loops on Channelized DS1 Service																
D4 Channel Bank Feature Activations																
	Feature Activation on D-4 Channel Bank Centrex Loop Slot			UEP9D	1PQWS	0.77						19.99				
	Feature Activation on D-4 Channel Bank FX line Side Loop Slot			UEP9D	1PQW6	0.77						19.99				
	Feature Activation on D-4 Channel Bank FX Trunk Side Loop Slot			UEP9D	1PQW7	0.77						19.99				

UNBUNDLED NETWORK ELEMENTS - Kentucky

UNBUNDLED NETWORK ELEMENTS - Kentucky											Attachment: 2		Exhibit: B		
CATEGORY	RATE ELEMENTS	Interim	Zone	BCS	USOC	RATES(\$)				Svc Order Submitted Elec per LSR	Svc Order Submitted Manually per LSR	Incremental Charge - Manual Svc Order vs. Electronic-1st	Incremental Charge - Manual Svc Order vs. Electronic-Add'l	Incremental Charge - Manual Svc Order vs. Electronic-Disc 1st	Incremental Charge - Manual Svc Order vs. Electronic-Disc Add'l
						Rec	Nonrecurring		Nonrecurring Disconnect						
						First	Add'l	First	Add'l	SOMEC	SOMAN	SOMAN	SOMAN	SOMAN	SOMAN
	Feature Activation on D-4 Channel Bank Centrex Loop Slot - Different Wire Center			UEP9D	1PQWP	0.77					19.99				
	Feature Activation on D-4 Channel Bank Private Line Loop Slot			UEP9D	1PQWV	0.77					19.99				
	Feature Activation on D-4 Channel Bank Tjie Line/Trunk Loop Slot			UEP9D	1PQWQ	0.77					19.99				
	Feature Activation on D-4 Channel Bank WATS Loop Slot			UEP9D	1PQWA	0.77					19.99				
Non-Recurring Charges (NRC) Associated with UNE-P Centrex															
	NRC Conversion Currently Combined Switch-As-Is with allowed changes, per port			UEP9D	USAC2	10.00	10.00				19.99				
	New Centrex Standard Common Block			UEP9D	M1ACS	0.00	667.47				19.99				
	New Centrex Customized Common Block			UEP9D	M1ACC	0.00	667.47				19.99				
	NAR Establishment Charge, Per Occasion			UEP9D	URECA	0.00	72.75				19.99				
UNE-P CENTREX - EWSD (Valid in AL, FL, KY, LA, MS & TN)															
2-Wire VG Loop/2-Wire VG Port (Centrex) Combo															
UNE Port/Loop Combination Rates (Non-Design)															
	2W VG Loop/2W VG Port (Centrex) Port Combo - Non-Design		1	UEP9E		16.15									
	2W VG Loop/2W VG Port (Centrex)Port Combo - Non-Design		2	UEP9E		22.34									
	2W VG Loop/2W VG Port (Centrex)Port Combo - Non-Design		3	UEP9E		30.88									
UNE Port/Loop Combination Rates (Design)															
	2W VG Loop/2W VG Port (Centrex) Port Combo - Design		1	UEP9E		20.39									
	2-Wire VG Loop/2-Wire VG Port (Centrex)Port Combo - Design		2	UEP9E		26.57									
	2-Wire VG Loop/2-Wire VG Port (Centrex)Port Combo - Design		3	UEP9E		37.57									
UNE Loop Rate															
	2-Wire VG Loop (SL 1) - Zone 1		1	UEP9E	UECS1	13.54					19.99				
	2-Wire VG Loop (SL 1) - Zone 2		2	UEP9E	UECS1	19.73					19.99				
	2-Wire VG Loop (SL 1) - Zone 3		3	UEP9E	UECS1	28.27					19.99				
	2-Wire VG Loop (SL 2) - Zone 1		1	UEP9E	UECS2	17.78					19.99				
	2-Wire VG Loop (SL 2) - Zone 2		2	UEP9E	UECS2	23.96					19.99				
	2-Wire VG Loop (SL 2) - Zone 3		3	UEP9E	UECS2	34.96					19.99				
UNE Port Rate															
AL, FL, KY, LA, MS, & TN only															
	2-Wire VG Port (Centrex) Basic Local Area			UEP9E	UEPYA	2.61	21.21	15.43	2.84	2.66	19.99				
	2-Wire VG Port (Centrex 800 termination)Basic Local Area			UEP9E	UEPYB	2.61	21.21	15.43	2.84	2.66	19.99				
	2-Wire VG Port (Centrex with Caller ID)1Basic Local Area			UEP9E	UEPYH	2.61	21.21	15.43	2.84	2.66	19.99				
	2W VG Port (Centrex from diff SWC)2 Basic Local Area			UEP9E	UEPYM	2.61	21.21	15.43	2.84	2.66	19.99				
	2W VG Port, Diff SWC - 800 Service Term - Basic Local Area			UEP9E	UEPYZ	2.61	21.21	15.43	2.84	2.66	19.99				
	2W VG Port terminated in on Megalink or equivalent - Basic Local Area			UEP9E	UEPY9	2.61	21.21	15.43	2.84	2.66	19.99				
	2W VG Port Terminated on 800 Service Term - Basic Local Area			UEP9E	UEPY2	2.61	21.21	15.43	2.84	2.66	19.99				
AL, KY, LA, MS, & TN Only															
	2-Wire VG Port (Centrex)			UEP9E	UEPQA	2.61	21.21	15.43	2.84	2.66	19.99				
	2-Wire VG Port (Centrex 800 termination)			UEP9E	UEPQB	2.61	21.21	15.43	2.84	2.66	19.99				
	2-Wire VG Port (Centrex with Caller ID)1			UEP9E	UEPQH	2.61	21.21	15.43	2.84	2.66	19.99				
	2-Wire VG Port (Centrex from diff Serving Wire Center)2			UEP9E	UEPQM	2.61	21.21	15.43	2.84	2.66	19.99				
	2-Wire VG Port, Diff Serving Wire Center - 800 Service Term			UEP9E	UEPQZ	2.61	21.21	15.43	2.84	2.66	19.99				
	2-Wire VG Port terminated in on Megalink or equivalent			UEP9E	UEPQ9	2.61	21.21	15.43	2.84	2.66	19.99				
	2-Wire VG Port Terminated on 800 Service Term			UEP9E	UEPQ2	2.61	21.21	15.43	2.84	2.66	19.99				
Local Switching															
	Centrex Intercom Funtionality, per port			UEP9E	URECS	0.8873					19.99				
Local Number Portability															
	Local Number Portability (1 per port)			UEP9E	LNPC	0.35					19.99				
Features															
	All Standard Features Offered, per port			UEP9E	UEPVF	3.39					19.99				
	All Select Features Offered, per port			UEP9E	UEPVS	0.00	405.66				19.99				
	All Centrex Control Features Offered, per port			UEP9E	UEPVC	3.39					19.99				
NARS															
	Unbundled Network Access Register - Combination			UEP9E	UARCX	0.00	0.00	0.00							
	Unbundled Network Access Register - Indial			UEP9E	UAR1X	0.00	0.00	0.00							
	Unbundled Network Access Register - Outdial			UEP9E	UARO	0.00	0.00	0.00							
Miscellaneous Terminations															
2-Wire Trunk Side															
	Trunk Side Terminations, each			UEP9E	CEND6	10.94	238.69	37.49	119.40	7.50	19.99				
4-Wire Digital (1.544 Megabits)															

UNBUNDLED NETWORK ELEMENTS - Kentucky

CATEGORY	RATE ELEMENTS	Interim	Zone	BCS	USOC	RATES(\$)				Attachment: 2						Exhibit: B		
						Rec	Nonrecurring		Nonrecurring Disconnect		SOME C	SOMAN	SOMAN	SOMAN	SOMAN	SOMAN		
							First	Add'l	First	Add'l							OSS RATES (\$)	
													SOME C	SOMAN	SOMAN	SOMAN	SOMAN	SOMAN
	DS1 Circuit Terminations, each			UEP9E	M1HD1	83.28	404.18	191.44	144.71	4.90								
	DS0 Channel Activated Per Channel			UEP9E	M1HDO	0.00	28.96											
Interoffice Channel Mileage - 2-Wire																		
	Interoffice Channel Facilities Termination			UEP9E	MIGBC	29.51												
	Interoffice Channel mileage, per mile or fraction of mile			UEP9E	MIGBM	0.0118												
Feature Activations (DS0) Centrex Loops on Channelized DS1 Service																		
D4 Channel Bank Feature Activations																		
	Feature Activation on D-4 Channel Bank Centrex Loop Slot			UEP9E	1PQWS	0.77												
	Feature Activation on D-4 Channel Bank FX line Side Loop Slot			UEP9E	1PQW6	0.77												
	Feature Activation on D-4 Channel Bank FX Trunk Side Loop Slot			UEP9E	1PQW7	0.77												
	Feature Activation on D-4 Channel Bank Centrex Loop Slot - Different Wire Center			UEP9E	1PQWP	0.77												
	Feature Activation on D-4 Channel Bank Private Line Loop Slot			UEP9E	1PQWV	0.77												
	Feature Activation on D-4 Channel Bank Tjie Line/Trunk Loop Slot			UEP9E	1PQWQ	0.77												
	Feature Activation on D-4 Channel Bank WATS Loop Slot			UEP9E	1PQWA	0.77												
Non-Recurring Charges (NRC) Associated with UNE-P Centrex																		
	NRC Conversion Currently Combined Switch-As-ls with allowed changes, per port			UEP9E	USAC2		10.00	10.00										
	New Centrex Standard Common Block			UEP9E	M1ACS	0.00	667.47											
	New Centrex Customized Common Block			UEP9E	M1ACC	0.00	667.47											
	NAR Establishment Charge, Per Occasion			UEP9E	URECA	0.00	72.75											
UNE-P CENTREX - DCO - Valid in AL, KY, LA, MS, & TN)																		
2-Wire VG Loop/2-Wire VG Port (Centrex) Combo																		
UNE Port/Loop Combination Rates (Non-Design)																		
	2W VG Loop/2W VG Port (Centrex) Port Combo - Non-Design	1		UEP93		16.15												
	2W VG Loop/2W VG Port (Centrex)Port Combo - Non-Design	2		UEP93		22.34												
	2W VG Loop/2W VG Port (Centrex)Port Combo - Non-Design	3		UEP93		30.88												
UNE Port/Loop Combination Rates (Design)																		
	2W VG Loop/2W VG Port (Centrex) Port Combo - Design	1		UEP93		20.39												
	2-Wire VG Loop/2-Wire VG Port (Centrex)Port Combo - Design	2		UEP93		26.57												
	2-Wire VG Loop/2-Wire VG Port (Centrex)Port Combo - Design	3		UEP93		37.57												
UNE Loop Rate																		
	2-Wire VG Loop (SL 1) - Zone 1	1		UEP93	UECS1	13.54												
	2-Wire VG Loop (SL 1) - Zone 2	2		UEP93	UECS1	19.73												
	2-Wire VG Loop (SL 1) - Zone 3	3		UEP93	UECS1	28.27												
	2-Wire VG Loop (SL 2) - Zone 1	1		UEP93	UECS2	17.78												
	2-Wire VG Loop (SL 2) - Zone 2	2		UEP93	UECS2	23.96												
	2-Wire VG Loop (SL 2) - Zone 3	3		UEP93	UECS2	34.96												
UNE Port Rate																		
AL, KY, LA, MS, & TN only																		
	2-Wire VG Port (Centrex) Basic Local Area			UEP93	UEPYA	2.61	21.21	15.43	2.84	2.66								
	2-Wire VG Port (Centrex 800 termination)Basic Local Area			UEP93	UEPYB	2.61	21.21	15.43	2.84	2.66								
	2-Wire VG Port (Centrex with Caller ID)1Basic Local Area			UEP93	UEPYH	2.61	21.21	15.43	2.84	2.66								
	2W VG Port (Centrex from diff SWC)2 Basic Local Area			UEP93	UEPYM	2.61	21.21	15.43	2.84	2.66								
	2W VG Port, Diff SWC - 800 Service Term - Basic Local Area			UEP93	UEPYZ	2.61	21.21	15.43	2.84	2.66								
	2W VG Port terminated in on Megalink or equivalent - Basic Local Area			UEP93	UEPY9	2.61	21.21	15.43	2.84	2.66								
	2W VG Port Terminated on 800 Service Term - Basic Local Area			UEP93	UEPY2	2.61	21.21	15.43	2.84	2.66								
	2-Wire VG Port (Centrex)			UEP93	UEPQA	2.61	21.21	15.43	2.84	2.66								
	2-Wire VG Port (Centrex 800 termination)			UEP93	UEPQB	2.61	21.21	15.43	2.84	2.66								
	2-Wire VG Port (Centrex with Caller ID)1			UEP93	UEPQH	2.61	21.21	15.43	2.84	2.66								
	2-Wire VG Port (Centrex from diff Serving Wire Center)2			UEP93	UEPQM	2.61	21.21	15.43	2.84	2.66								
	2-Wire VG Port, Diff Serving Wire Center - 800 Service Term			UEP93	UEPQZ	2.61	21.21	15.43	2.84	2.66								
	2-Wire VG Port terminated in on Megalink or equivalent			UEP93	UEPQ9	2.61	21.21	15.43	2.84	2.66								
	2-Wire VG Port Terminated on 800 Service Term			UEP93	UEPQ2	2.61	21.21	15.43	2.84	2.66								
Local Switching																		
	Centrex Intercom Funtionality, per port			UEP93	URECS	0.8873												
Local Number Portability																		
	Local Number Portability (1 per port)			UEP93	LNCCC	0.35												
Features																		
	All Standard Features Offered, per port			UEP93	UEPVF	3.39												

UNBUNDLED NETWORK ELEMENTS - Kentucky											Attachment: 2		Exhibit: B		
CATEGORY	RATE ELEMENTS	Interim	Zone	BCS	USOC	RATES(\$)				Svc Order Submitted Elec per LSR	Svc Order Submitted Manually per LSR	Incremental Charge - Manual Svc Order vs. Electronic-1st	Incremental Charge - Manual Svc Order vs. Electronic-Add'l	Incremental Charge - Manual Svc Order vs. Electronic-Disc 1st	Incremental Charge - Manual Svc Order vs. Electronic-Disc Add'l
						Rec	Nonrecurring		Nonrecurring Disconnect						
							First	Add'l	First	Add'l	SOMEC	SOMAN	SOMAN	SOMAN	SOMAN
	All Centrex Control Features Offered, per port			UEP93	UEPVC	3.39						19.99			
NARS															
	Unbundled Network Access Register - Combination			UEP93	UARCX	0.00	0.00	0.00							
	Unbundled Network Access Register - Indial			UEP93	UAR1X	0.00	0.00	0.00							
	Unbundled Network Access Register - Outdial			UEP93	UAROY	0.00	0.00	0.00							
	Miscellaneous Terminations														
	2-Wire Trunk Side														
	Trunk Side Terminations, each			UEP93	CEND6	10.94						19.99			
	4-Wire Digital (1.544 Megabits)														
	DS1 Circuit Terminations, each			UEP93	M1HD1	83.28	404.18	191.44	144.71	4.90		19.99			
	DS0 Channels Activated, Per Channel			UEP93	M1HDO	0.00	28.96					19.99			
	Interoffice Channel Mileage - 2-Wire														
	Interoffice Channel Facilities Termination			UEP93	MIGBC	29.51						19.99			
	Interoffice Channel mileage, per mile or fraction of mile			UEP93	MIGBM	0.0118						19.99			
	Feature Activations (DS0) Centrex Loops on Channelized DS1 Service														
	D4 Channel Bank Feature Activations														
	Feature Activation on D-4 Channel Bank Centrex Loop Slot			UEP93	1PQWS	0.77						19.99			
	Feature Activation on D-4 Channel Bank FX Line Side Loop Slot			UEP93	1PQW6	0.77						19.99			
	Feature Activation on D-4 Channel Bank FX Trunk Side Loop Slot			UEP93	1PQW7	0.77						19.99			
	Feature Activation on D-4 Channel Bank Centrex Loop Slot - Different Wire Center			UEP93	1PQWP	0.77						19.99			
	Feature Activation on D-4 Channel Bank Private Line Loop Slot			UEP93	1PQWV	0.77						19.99			
	Feature Activation on D-4 Channel Bank Tie Line/Trunk Loop Slot			UEP93	1PQWQ	0.77						19.99			
	Feature Activation on D-4 Channel Bank WATS Loop Slot			UEP93	1PQWA	0.77						19.99			
	Non-Recurring Charges (NRC) Associated with UNE-P Centrex														
	NRC Conversion Currently Combined Switch-As-Is with allowed changes, per port			UEP93	USAC2		10.00	10.00				19.99			
	New Centrex Standard Common Block			UEP93	M1ACS	0.00	667.47					19.99			
	New Centrex Customized Common Block			UEP93	M1ACC	0.00	667.47					19.99			
	NAR Establishment Charge, Per Occasion			UEP93	URECA	0.00	72.75					19.99			
	Note 1 - Required Port for Centrex Control in 1AESS, 5ESS & EWSD														
	Note 2 - Requires Interoffice Channel Mileage														
	Note 3 - Requires Specific Customer Premises Equipment														

EXHIBIT 2

ATTACHMENT 3
NETWORK INTERCONNECTION

TABLE OF CONTENTS

1. GENERAL.....	3
2. DEFINITIONS: (FOR THE PURPOSE OF THIS ATTACHMENT)	3
3. NETWORK INTERCONNECTION.....	4
4. INTERCONNECTION TRUNK GROUP ARCHITECTURES	6
5. NETWORK DESIGN AND MANAGEMENT FOR INTERCONNECTION.....	13
6. LOCAL DIALING PARITY.....	16
7. INTERCONNECTION COMPENSATION.....	16
8. FRAME RELAY SERVICE INTERCONNECTION.....	22
9. OPERATIONAL SUPPORT SYSTEMS (OSS).....	25
Rates	Exhibit A
Basic Architecture	Exhibit B
One Way Architecture	Exhibit C
Two Way Architecture	Exhibit D
Supergroup Architecture	Exhibit E

NETWORK INTERCONNECTION

1. GENERAL

- 1.1 The Parties shall provide interconnection with each other's networks for the transmission and routing of telephone exchange service (Local Traffic), ISP-bound Traffic, and exchange access (Switched Access Traffic) on the following terms:

2. DEFINITIONS: (FOR THE PURPOSE OF THIS ATTACHMENT)

- 2.1 For purposes of this attachment only, the following terms shall have the definitions set forth below:
- 2.1.1 **Call Termination** has the meaning set forth for "termination" in 47CFR § 51.701(d).
- 2.1.2 **Call Transport** has the meaning set forth for "transport" in 47 CFR § 51.701(c).
- 2.1.3 **Call Transport and Termination** is used collectively to mean the switching and transport functions from the Interconnection Point to the last point of switching.
- 2.1.4 **Common (Shared) Transport** is defined as the transport of the originating Party's traffic by the terminating Party over the terminating Party's common (shared) facilities between (1) the terminating Party's tandem switch and end office switch, (2) between the terminating Party's tandem switches, and/or (3) between the terminating Party's host and remote end office switches. All switches referred herein must be entered into the Local Exchange Routing Guide (LERG).
- 2.1.5 **Dedicated Interoffice Facility** is defined as a switch transport facility between a Party's Serving Wire Center and the first point of switching within the LATA on the other Party's network.
- 2.1.6 **End Office Switching** is defined as the function that establishes a communications path between the trunk side and line side of the End Office switch.
- 2.1.7 **Fiber Meet** is an interconnection arrangement whereby the Parties physically interconnect their networks via an optical fiber interface at which one Party's facilities, provisioning, and maintenance responsibility begins and the other Party's responsibility ends.
- 2.1.8 **Interconnection Point ("IP")** is the physical telecommunications equipment interface that interconnects the networks of BellSouth and Frankfort Plant Board.
- 2.1.9 **ISP-bound Traffic** is as defined in Section 7 of this Attachment.

- 2.1.10 **Local Channel** is defined as a switched transport facility between a Party's Interconnection Point and the IP's Serving Wire Center.
- 2.1.11 **Local Traffic** is as defined in Section 7 of this Attachment.
- 2.1.12 **Serving Wire Center** is defined as the wire center owned by one Party from which the other Party would normally obtain dial tone for its IP.
- 2.1.13 **Tandem Switching** is defined as the function that establishes a communications path between two switching offices through a third switching office through the provision of trunk side to trunk side switching.
- 2.1.14 **Transit Traffic** is traffic originating on Frankfort Plant Board's network that is switched and/or transported by BellSouth and delivered to a third party's network, or traffic originating on a third party's network that is switched and/or transported by BellSouth and delivered to Frankfort Plant Board's network.

3. NETWORK INTERCONNECTION

- 3.1 This Attachment pertains only to the provision of network interconnection where Frankfort Plant Board owns and provides its switch(es).
- 3.2 Network interconnection may be provided by the Parties at any technically feasible point within BellSouth's network. Requests to BellSouth for interconnection at points other than as set forth in this Attachment may be made through the BFR/NBR process set out in General Terms and Conditions.
- 3.2.1 Each Party is responsible for providing, engineering and maintaining the network on its side of the IP. The IP must be located within BellSouth's serving territory in the LATA in which traffic is originating. The IP determines the point at which the originating Party shall pay the terminating Party for the Call Transport and Termination of Local Traffic and ISP-bound Traffic.
- 3.2.2 Pursuant to the provisions of this Attachment, the location of the initial IP in a given LATA shall be established by mutual agreement of the Parties. Subject to the requirements for installing additional IPs, as set forth below, any IPs existing prior to the Effective Date of the Agreement will be accepted as initial IPs and will not require re-grooming. When the Parties mutually agree to utilize two-way interconnection trunk groups for the exchange of Local Traffic and ISP-bound Traffic between each other, the Parties shall mutually agree to the location of IP(s). If the Parties are unable to agree to a mutual initial IP, each Party, as originating Party, shall establish a single IP in the LATA for the delivery of its originated Local Traffic and ISP-bound Traffic to the other Party for Call Transport and Termination by the terminating Party.

3.2.3 When first establishing the interconnection arrangement in each LATA, the location of the IP shall be established by mutual agreement of the Parties. In selecting the IP, both Parties will act in good faith and select the point that is most efficient for both Parties. Notwithstanding the foregoing, additional IP(s) in a particular LATA shall be established, at the request of either Party, when the Local Traffic and ISP-bound Traffic exceeds 8.9 million minutes per month for three consecutive months at the proposed location of the additional IP. BellSouth will not request the establishment of an IP where physical or virtual collocation space is not available or where BellSouth fiber connectivity is not available.

3.3 **Interconnection via Dedicated Facilities**

3.3.1 **Local Channel Facilities.** As part of Call Transport and Termination, the originating Party may obtain Local Channel facilities from the terminating Party. The percentage of Local Channel facilities utilized for Local Traffic shall be determined based upon the application of the Percent Local Facility (PLF) Factor on a statewide basis. The charges applied to the percentage of Local Channel facilities used for Local Traffic as determined by the PLF are as set forth in Exhibit A to this Attachment. The remaining percentage of Local Channel facilities shall be billed at BellSouth's applicable access tariff rates.

3.3.2 **Dedicated Interoffice Facilities.** As a part of Call Transport and Termination, the originating Party may obtain Dedicated Interoffice Facilities from the terminating Party. The percentage of Dedicated Interoffice Facilities utilized for Local Traffic shall be determined based upon the application of the Percent Local Facility (PLF) Factor on a statewide basis. The charges applied to the percentage of the Dedicated Interoffice Facilities used for Local Traffic as determined by the PLF are as set forth in Exhibit A to this Attachment. The remaining percentage of the Dedicated Interoffice Facilities shall be billed at BellSouth's applicable access tariff rates.

3.3.3 The facilities purchased pursuant to this Section 3 shall be ordered via the Access Service Request (ASR) process.

3.4 **Fiber Meet**

3.4.1 If Frankfort Plant Board elects to interconnect with BellSouth pursuant to a Fiber Meet, Frankfort Plant Board and BellSouth shall jointly engineer, operate and maintain a Synchronous Optical Network (SONET) transmission system by which they shall interconnect their transmission and routing of Local Traffic via a Local Channel at either the DS1 or DS3 level. The Parties shall work jointly to determine the specific transmission system. However, Frankfort Plant Board's SONET transmission system must be compatible with BellSouth's equipment, and the Data Communications Channel (DCC) must be turned off.

- 3.4.2 Each Party, at its own expense, shall procure, install and maintain the agreed upon SONET transmission system in its network.
- 3.4.3 The Parties shall agree to a Fiber Meet point between the BellSouth Serving Wire Center and the Frankfort Plant Board Serving Wire Center. The Parties shall deliver their fiber optic facilities to the Fiber Meet point with sufficient spare length to reach the fusion splice point for the Fiber Meet Point. BellSouth shall, at its own expense, provide and maintain the fusion splice point for the Fiber Meet. A building type Common Language Location Identification (CLLI) code will be established for each Fiber Meet point. All orders for interconnection facilities from the Fiber Meet point shall indicate the Fiber Meet point as the originating point for the facility.
- 3.4.4 Upon verbal request by Frankfort Plant Board, BellSouth shall allow Frankfort Plant Board access to the fusion splice point for the Fiber Meet point for maintenance purposes on Frankfort Plant Board's side of the Fiber Meet point.
- 3.4.5 Neither Party shall charge the other for its Local Channel portion of the Fiber Meet facility used exclusively for Local Traffic. All other appropriate charges will apply. Frankfort Plant Board shall be billed for a mixed use of the Local Channel as set forth in the appropriate tariff(s) using the PIU/PLF factors supplied by Frankfort Plant Board. Charges for switched and special access services shall be billed in accordance with the applicable access service tariff.

4. INTERCONNECTION TRUNK GROUP ARCHITECTURES

- 4.1 BellSouth and Frankfort Plant Board shall establish interconnecting trunk groups and trunk group configurations between networks, including the use of one-way or two-way trunks in accordance with the following provisions set forth in this Agreement. For trunking purposes, traffic will be routed based on the digits dialed by the originating end user and in accordance with the LERG.
- 4.2 Frankfort Plant Board shall establish an interconnection trunk group(s) to at least one BellSouth access tandem within the LATA for the delivery of Frankfort Plant Board's originated Local Traffic and for the receipt and delivery of Transit Traffic. To the extent Frankfort Plant Board desires to deliver Local Traffic and/or Transit Traffic to BellSouth access tandems within the LATA, other than the tandems(s) to which Frankfort Plant Board has established interconnection trunk groups, Frankfort Plant Board shall order Multiple Tandem Access, as described in this Attachment, to such other BellSouth access tandems.
- 4.2.1 Notwithstanding the forgoing, Frankfort Plant Board shall establish an interconnection trunk group(s) to all BellSouth access and local tandems in the LATA where Frankfort Plant Board has homed (i.e. assigned) its NPA/NXXs. Frankfort Plant Board shall home its NPA/NXXs on the BellSouth tandems that serve the exchange rate center areas to which the NPA/NXXs are assigned. The

specified exchange rate center assigned to each BellSouth tandem is defined in the LERG. Frankfort Plant Board shall enter its NPA/NXX access and/or local tandem homing arrangements into the LERG.

- 4.3 Switched access traffic will be delivered to and from Interexchange Carriers (IXCs) based on Frankfort Plant Board's NXX access tandem homing arrangement as specified by Frankfort Plant Board in the LERG.
- 4.4 Any Frankfort Plant Board interconnection request that (1) deviates from the interconnection trunk group architectures as described in this Agreement, (2) affects traffic delivered to Frankfort Plant Board from a BellSouth switch, and (3) requires special BellSouth switch translations and other network modifications will require Frankfort Plant Board to submit a BFR/NBR via the BFR/NBR Process as set forth in General Terms and Conditions.
- 4.5 Recurring and non-recurring rates associated with interconnecting trunk groups between BellSouth and Frankfort Plant Board are set forth in Exhibit A. To the extent a rate associated with the interconnecting trunk group is not set forth in Exhibit A, the rate shall be as set forth in the appropriate BellSouth tariff for switched access services.
- 4.6 For two-way trunk groups that carry only both Parties' Local Traffic, the Parties shall be compensated at 50% of the nonrecurring and recurring rates for dedicated trunks and facilities. Frankfort Plant Board shall be responsible for ordering and paying for any two-way trunks carrying Transit Traffic.
- 4.7 All trunk groups will be provisioned as Signaling System 7 (SS7) capable where technically feasible. If SS7 is not technically feasible multi-frequency (MF) protocol signaling shall be used.
- 4.8 In cases where Frankfort Plant Board is also an IXC, the IXC's Feature Group D (FGD) trunk group(s) must remain separate from the local interconnection trunk group(s).
- 4.9 Each Party shall order interconnection trunks and trunk group, including trunk and trunk group augmentations via the ASR process. A Firm Order Confirmation (FOC) shall be returned to the ordering Party, after receipt of a valid, error free ASR, within the timeframes set forth in Attachment 9 to this Agreement. Notwithstanding the foregoing, blocking situations and projects shall be managed through BellSouth's Local Interconnection Switching Center (LISC) Project Management Group and Frankfort Plant Board's equivalent trunking group, and FOCs for such orders shall be returned in the timeframes applicable to the project. A project is defined as (1) a new trunk group or (2) a request for more than 96 trunks on a single or multiple group(s) in a given BellSouth local calling area.

4.10 **Interconnection Trunk Groups for Exchange of Local Traffic and Transit Traffic**

Upon mutual agreement of the Parties in a joint planning meeting, the Parties shall exchange Local Traffic on two-way interconnection trunk group(s) with the quantity of trunks being mutually determined and the provisioning being jointly coordinated. Furthermore, the Parties shall agree upon the IP(s) for two-way interconnection trunk groups transporting both Parties' Local Traffic. Frankfort Plant Board shall order such two-way trunks via the ASR process. BellSouth will use the Trunk Group Service Request (TGSR) to request changes in trunking. Furthermore, the Parties shall jointly review trunk performance and forecasts on a periodic basis. The Parties' use of two-way interconnection trunk groups for the transport of Local Traffic between the Parties does not preclude either Party from establishing additional one-way interconnection trunks for the delivery of its originated Local Traffic to the other Party.

4.10.1 **BellSouth Access Tandem Interconnection**

BellSouth access tandem interconnection at a single access tandem provides access to those end offices subtending that access tandem (Intratandem Access). Access tandem interconnection is available for any of the following access tandem architectures.

4.10.1.1 **Basic Architecture**

In the basic architecture, Frankfort Plant Board's originating Local Traffic and originating and terminating Transit Traffic is transported on a single two-way trunk group between Frankfort Plant Board and BellSouth access tandem(s) within a LATA to provide Intratandem Access. This trunk group carries Transit Traffic between Frankfort Plant Board and Independent Companies, IXCs, other CLECs, CMRS providers that have a Meet Point Billing arrangement with BellSouth, and other network providers with which Frankfort Plant Board desires to exchange traffic. This trunk group also carries Frankfort Plant Board originated Transit Traffic transiting a single BellSouth access tandem destined to third party tandems such as an Independent Company tandem or other CLEC tandem. BellSouth originated Local Traffic is transported on a separate single one-way trunk group terminating to Frankfort Plant Board. Other trunk groups for operator services, directory assistance, emergency services and intercept must be established pursuant to the applicable BellSouth tariff if service is requested. The LERG contains current routing and tandem serving arrangements. The basic Architecture is illustrated in Exhibit B.

4.10.1.2 **One-Way Trunk Group Architecture**

In one-way trunk group architecture, the Parties interconnect using three separate trunk groups. A one-way trunk group provides Intratandem Access for Frankfort Plant Board-originated Local Traffic destined for BellSouth end-users. A second one-way trunk group carries BellSouth-originated Local Traffic destined for Frankfort Plant Board end-users. A two-way trunk group provides Intratandem

Access for Frankfort Plant Board's originating and terminating Transit Traffic. This trunk group carries Transit Traffic between Frankfort Plant Board and Independent Companies, IXCs, other CLECs, CMRS providers that have a Meet Point Billing arrangement with BellSouth, and other network providers with which Frankfort Plant Board desires to exchange traffic. This trunk group also carries Frankfort Plant Board originated Transit Traffic transiting a single BellSouth access tandem destined to third party tandems such as an Independent Company tandem or other CLEC tandem. BellSouth originated Local Traffic is transported on a separate single one-way trunk group terminating to Frankfort Plant Board. Other trunk groups for operator services, directory assistance, emergency services and intercept must be established pursuant to the applicable BellSouth tariff if service is requested. The LERG contains current routing and tandem serving arrangements. The one-way trunk group architecture is illustrated in Exhibit C.

4.10.1.3 **Two-Way Trunk Group Architecture**

Upon agreement of the Parties as set forth in Section 4.10 above, the two-way trunk group Architecture establishes one two-way trunk group to provide Intratandem Access for the exchange of Local Traffic between Frankfort Plant Board and BellSouth. In addition, a separate two-way transit trunk group must be established for Frankfort Plant Board's originating and terminating Transit Traffic. This trunk group carries Transit Traffic between Frankfort Plant Board and Independent Companies, IXCs, other CLECs, CMRS providers that have a Meet Point Billing arrangement with BellSouth, and other network providers with which Frankfort Plant Board desires to exchange traffic. This trunk group also carries Frankfort Plant Board originated Transit Traffic transiting a single BellSouth access tandem destined to third party tandems such as an Independent Company tandem or other CLEC tandem. BellSouth originated traffic may, in order to prevent or remedy traffic blocking situations, be transported on a separate single one-way trunk group terminating to Frankfort Plant Board. However, where Frankfort Plant Board is responsive in a timely manner to BellSouth's transport needs for its originated traffic, BellSouth originating traffic will be placed on the two-way Local Traffic trunk group. Other trunk groups for operator services, directory assistance, emergency services and intercept must be established pursuant to the applicable BellSouth tariff if service is requested. The LERG contains current routing and tandem serving arrangements. The two-way trunk group architecture is illustrated in Exhibit D.

4.10.1.4 **Supergroup Architecture**

Upon agreement of the Parties as set forth in Section 4.10 above, the Parties may establish a supergroup architecture. In the supergroup architecture, the Parties' Local Traffic and Frankfort Plant Board's Transit Traffic are exchanged on a single two-way trunk group between Frankfort Plant Board and BellSouth to provide Intratandem Access to Frankfort Plant Board. This trunk group carries Transit Traffic between Frankfort Plant Board and Independent Companies, IXCs, other CLECs, CMRS providers that have a Meet Point Billing arrangement with

BellSouth, and other network providers with which Frankfort Plant Board desires to exchange traffic. This trunk group also carries Frankfort Plant Board originated Transit Traffic transiting a single BellSouth access tandem destined to third party tandems such as an Independent Company tandem or other CLEC tandem.

BellSouth originated traffic may, in order to prevent or remedy traffic blocking situations, be transported on a separate single one-way trunk group terminating to Frankfort Plant Board. However, where Frankfort Plant Board is responsive in a timely manner to BellSouth's transport needs for its originated traffic, BellSouth originating traffic will be placed on the Supergroup. Other trunk groups for operator services, directory assistance, emergency services and intercept must be established pursuant to the applicable BellSouth tariff if service is requested. The LERG contains current routing and tandem serving arrangements. The supergroup architecture is illustrated in Exhibit E.

4.10.1.5 Multiple Tandem Access Interconnection

4.10.1.5.1 Where Frankfort Plant Board does not choose access tandem interconnection at every BellSouth access tandem within a LATA, Frankfort Plant Board may utilize BellSouth's multiple tandem access interconnection (MTA). To utilize MTA Frankfort Plant Board must establish an interconnection trunk group(s) at a BellSouth access tandem through multiple BellSouth access tandems within the LATA as required. BellSouth will route Frankfort Plant Board's originated Local Traffic for LATA wide transport and termination. Frankfort Plant Board must also establish an interconnection trunk group(s) at all BellSouth access tandems where Frankfort Plant Board NXXs are homed as described in Section 4.2.1 above. If Frankfort Plant Board does not have NXXs homed at any particular BellSouth access tandem within a LATA and elects not to establish an interconnection trunk group(s) at such BellSouth access tandem, Frankfort Plant Board can order MTA in each BellSouth access tandem within the LATA where it does have an interconnection trunk group(s) and BellSouth will terminate Frankfort Plant Board's Local Traffic to end-users served through those BellSouth access tandems where Frankfort Plant Board does not have an interconnection trunk group(s). MTA shall be provisioned in accordance with BellSouth's Ordering Guidelines.

4.10.1.5.2 Frankfort Plant Board may also utilize MTA to route its originated Transit Traffic; provided, however, that MTA may not be utilized to route switched access traffic that transits the BellSouth network to an IXC. Switched access traffic originated by or terminated to Frankfort Plant Board will be delivered to and from IXCs based on Frankfort Plant Board's NXX access tandem homing arrangement as specified by Frankfort Plant Board in the LERG.

4.10.1.5.3 Compensation for MTA shall be at the applicable tandem switching and transport charges specified in Exhibit A to this Attachment and shall be billed in addition to any Call Transport and Termination charges.

4.10.1.5.4 To the extent Frankfort Plant Board does not purchase MTA in a LATA served by multiple access tandems, Frankfort Plant Board must establish an interconnection trunk group(s) to every access tandem in the LATA to serve the entire LATA. To the extent Frankfort Plant Board routes its traffic in such a way that utilizes BellSouth's MTA service without properly ordering MTA, Frankfort Plant Board shall pay BellSouth the associated MTA charges.

4.10.2 **Local Tandem Interconnection**

4.10.2.1 Local Tandem Interconnection arrangement allows Frankfort Plant Board to establish an interconnection trunk group(s) at BellSouth local tandems for: (1) the delivery of Frankfort Plant Board-originated Local Traffic transported and terminated by BellSouth to BellSouth end offices served by those BellSouth local tandems, and (2) for local Transit Traffic transported by BellSouth for third party network providers who have also established an interconnection trunk group(s) at those BellSouth local tandems.

4.10.2.2 When a specified local calling area is served by more than one BellSouth local tandem, Frankfort Plant Board must designate a "home" local tandem for each of its assigned NPA/NXXs and establish trunk connections to such local tandems. Additionally, Frankfort Plant Board may choose to establish an interconnection trunk group(s) at the BellSouth local tandems where it has no codes homing but is not required to do so. Frankfort Plant Board may deliver Local Traffic to a "home" BellSouth local tandem that is destined for other BellSouth or third party network provider end offices subtending other BellSouth local tandems in the same local calling area where Frankfort Plant Board does not choose to establish an interconnection trunk group(s). It is Frankfort Plant Board's responsibility to enter its own NPA/NXX local tandem homing arrangements into the LERG either directly or via a vendor in order for other third party network providers to determine appropriate traffic routing to Frankfort Plant Board's codes. Likewise, Frankfort Plant Board shall obtain its routing information from the LERG.

4.10.2.3 Notwithstanding establishing an interconnection trunk group(s) to BellSouth's local tandems, Frankfort Plant Board must also establish an interconnection trunk group(s) to BellSouth access tandems within the LATA on which Frankfort Plant Board has NPA/NXXs homed for the delivery of IXC Switched Access (SWA) and toll traffic, and traffic to Type 2A CMRS connections located at the access tandems. BellSouth shall not switch SWA traffic through more than one BellSouth access tandem. SWA, Type 2A CMRS or toll traffic routed to the local tandem in error will not be backhauled to the BellSouth access tandem for completion. (Type 2A CMRS interconnection is defined in BellSouth's A35 GSST).

4.10.2.4 BellSouth's provisioning of Local Tandem Interconnection assumes that Frankfort Plant Board has executed the necessary local interconnection agreements with the

other third party network providers subtending those local tandems as required by the Act.

4.10.3 **Direct End Office-to-End Office Interconnection**

4.10.3.1 Direct End Office-to-End Office one-way or two-way interconnection trunk groups allow for the delivery of a Party's originating Local Traffic and ISP-bound Traffic to the terminating Party on a direct end office-to-end office basis.

4.10.3.2 The Parties shall utilize direct end office-to-end office trunk groups under any one of the following conditions:

4.10.3.2.1 Tandem Exhaust - If a tandem through which the Parties are interconnected is unable to, or is forecasted to be unable to support additional traffic loads for any period of time, the Parties will mutually agree on an end office trunking plan that will alleviate the tandem capacity shortage and ensure completion of traffic between Frankfort Plant Board and BellSouth.

4.10.3.2.2 Traffic Volume –To the extent either Party has the capability to measure the amount of traffic between Frankfort Plant Board's switch and a BellSouth end office and where such traffic exceeds or is forecasted to exceed a single DS1 of traffic per month, then the Parties shall install and retain direct end office trunking sufficient to handle such traffic volumes. Either Party will install additional capacity between such points when overflow traffic exceeds or is forecasted to exceed a single DS1 of traffic per month. In the case of one-way trunking, additional trunking shall only be required by the Party whose trunking has achieved the preceding usage threshold.

4.10.3.2.3 Mutual Agreement - The Parties may install direct end office trunking upon mutual agreement in the absence of conditions (1) or (2) above.

4.10.4 **Transit Traffic Trunk Group**

Transit Traffic trunks can either be two-way trunks or two one-way trunks ordered by Frankfort Plant Board to deliver and receive local and intraLATA toll Transit Traffic from third parties, such as Independent Companies and other CLECs, via BellSouth access tandems (or BellSouth local tandems for Local Traffic), and Switched Access traffic to and from IXCs via BellSouth access tandems pursuant to the Transit Traffic section of this Attachment. Establishing Transit Traffic trunks at BellSouth access and local tandems provides intratandem access to the third parties also interconnected at those tandems.

4.10.4.1 **Toll Free Traffic**

4.10.4.1.1 If Frankfort Plant Board chooses BellSouth to perform the Service Switching Point (SSP) Function (i.e., handle Toll Free database queries) from BellSouth's switches, all Frankfort Plant Board originating Toll Free traffic will be routed over

the Transit Traffic Trunk Group and shall be delivered using GR-394 format. Carrier Code "0110" and Circuit Code (to be determined for each LATA) shall be used for all such calls.

- 4.10.4.1.2 Frankfort Plant Board may choose to perform its own Toll Free database queries from its switch. In such cases, Frankfort Plant Board will determine the nature of the Toll Free call (local/IntraLATA/InterLATA) based on the response from the database. If the call is a BellSouth local or intraLATA Toll Free call, Frankfort Plant Board will route the post-query local or IntraLATA converted ten-digit local number to BellSouth over the local or intraLATA trunk group. If the call is a third party (ICO, IXC, CMRS or other CLEC) local or intraLATA Toll Free call, Frankfort Plant Board will route the post-query local or intraLATA converted ten-digit local number to BellSouth over the Transit Traffic Trunk Group and Frankfort Plant Board shall provide to BellSouth a Toll Free billing record when appropriate. If the query reveals the call is an interLATA Toll Free call, Frankfort Plant Board will route the post-query interLATA Toll Free call (1) directly from its switch for carriers interconnected with its network or (2) over the Transit Traffic Trunk Group to carriers that are not directly connected to Frankfort Plant Board's network but that are connected to BellSouth's access tandem.
- 4.10.5 All post-query Toll Free calls for which Frankfort Plant Board performs the SSP function, if delivered to BellSouth, shall be delivered using GR-394 format for calls destined to IXCs, and GR-317 format for calls destined to end offices that directly subtend a BellSouth access tandem within the LATA.

5. NETWORK DESIGN AND MANAGEMENT FOR INTERCONNECTION

- 5.1 Network Management and Changes. The Parties will exchange toll-free maintenance contact numbers and escalation procedures. The Parties will provide public notice of network changes in accordance with applicable federal and state rules and regulations.
- 5.2 Interconnection Technical Standards. The interconnection of all networks will be based upon accepted industry/national guidelines for transmission standards and traffic blocking criteria. Interconnecting facilities shall conform, at a minimum, to the telecommunications industry standard of DS-1 pursuant to Telcordia Standard No. TR-NWT-00499. Where Frankfort Plant Board chooses to utilize Signaling System 7 (SS7) signaling, also known as Common Channel Signaling, SS7 connectivity is required between the Frankfort Plant Board switch and the BellSouth Signaling Transfer Point (STP). BellSouth will provide SS7 signaling using Common Channel Signaling Access Capability in accordance with the technical specifications set forth in the BellSouth Guidelines to Technical Publication, TR-TSV-000905. Facilities of each Party shall provide the necessary on-hook, off-hook answer and disconnect supervision and shall provide calling number ID (Calling Party Number) when technically feasible.

- 5.3 Quality of Interconnection. The local interconnection for the transmission and routing of telephone exchange service and exchange access that each Party provides to each other will be at least equal in quality to what it provides to itself and any subsidiary or affiliate, where technically feasible, or to any other Party to which each Party provides local interconnection.
- 5.4 Network Management Controls. Both Parties will work cooperatively to apply sound network management principles by invoking appropriate network management controls (e.g., call gapping) to alleviate or prevent network congestion.
- 5.5 SS7 Signaling. Both Parties will utilize LEC-to-LEC SS7 Signaling, where available, in conjunction with all traffic in order to enable full interoperability of CLASS features and functions except for call return. All SS7 signaling parameters will be provided, including but not limited to automatic number identification (ANI), originating line information (OLI) calling company category and charge number. All privacy indicators will be honored, and the Parties will exchange Transactional Capabilities Application Part (“TCAP”) messages to facilitate full interoperability of SS7-based features between the respective networks. Neither Party shall alter the SS7 parameters, or be a party to altering such parameters, or knowingly pass SS7 parameters that have been altered in order to circumvent appropriate interconnection charges.
- 5.6 Signaling Call Information. BellSouth and Frankfort Plant Board will send and receive 10 digits for Local Traffic. Additionally, BellSouth and Frankfort Plant Board will exchange the proper call information, i.e. originated call company number and destination call company number, CIC, and OZZ, including all proper translations for routing between networks and any information necessary for billing.
- 5.7 **Forecasting for Trunk Provisioning**
- 5.7.1 Within six (6) months after execution of this Agreement, Frankfort Plant Board shall provide an initial interconnection trunk group forecast for each LATA in which it plans to provide service within BellSouth’s region. Upon receipt of Frankfort Plant Board’s forecast, the Parties shall conduct a joint planning meeting to develop a joint interconnection trunk group forecast. Each forecast provided under this Section shall be deemed “Confidential Information” under the General Terms and Conditions of this Agreement.
- 5.7.1.1 At a minimum, the forecast shall include the projected quantity of Transit Trunks, Frankfort Plant Board-to-BellSouth one-way trunks (Frankfort Plant Board Trunks), BellSouth-to-Frankfort Plant Board one-way trunks (Reciprocal Trunks) and/or two-way interconnection trunks, if the Parties have agreed to interconnect using two-way trunking to transport the Parties’ Local Traffic and IntraLATA Toll Traffic. The quantities shall be projected for a minimum of six months and shall

include an estimate of the current year plus the next two years total forecasted quantities. The Parties shall mutually develop Reciprocal Trunk and/or two-way interconnection trunk forecast quantities.

5.7.1.2 All forecasts shall include, at a minimum, Access Carrier Terminal Location (ACTL), trunk group type (local/intraLATA toll, Transit, Operator Services, 911, etc.), A location/Z location (CLLI codes for Frankfort Plant Board location and BellSouth location where the trunks shall terminate), interface type (e.g., DS1), Direction of Signaling, Trunk Group Number, if known, (commonly referred to as the 2-6 code) and forecasted trunks in service each year (cumulative).

5.7.2 Once initial interconnection trunk forecasts have been developed, Frankfort Plant Board shall continue to provide interconnection trunk forecasts on a semiannual basis or at otherwise mutually agreeable intervals. Frankfort Plant Board shall use its best efforts to make the forecasts as accurate as possible based on reasonable engineering criteria. The Parties shall continue to develop Reciprocal Trunk and/or two-way interconnection trunk forecasts as described in Section 5.7.1.1.

5.7.3 The submitting and development of interconnection trunk forecasts shall not replace the ordering process for local interconnection trunks. Each Party shall exercise its best efforts to provide the quantity of interconnection trunks mutually forecasted. However, the provision of the forecasted quantity of interconnection trunks is subject to trunk terminations and facility capacity existing at the time the trunk order is submitted. Furthermore, the receipt and development of trunk forecasts does not imply any liability for failure to perform if capacity (trunk terminations or facilities) is not available for use at the forecasted time.

5.8 **Trunk Utilization**

5.8.1 BellSouth and Frankfort Plant Board shall monitor traffic on each interconnection trunk group that is ordered and installed. The Parties agree that within 180 days of the installation of a trunk or trunks, the trunks will be utilized at 60 percent (60%) of the time consistent busy hour utilization level. The Parties agree that within 365 days of the installation of a trunk or trunks, the trunks will be utilized at eighty percent (80%) of the time consistent busy hour utilization level. Any trunk or trunks not meeting the minimum thresholds set forth in this Section are defined as "Under-utilized" trunks. BellSouth may disconnect any Under-utilized reciprocal trunk(s) and the Party whose trunks are disconnected shall refund to the other Party associated trunk and facility charges paid by such other Party, if any.

5.8.1.1 BellSouth's LISC will notify Frankfort Plant Board of any under-utilized reciprocal trunk groups and the number of trunks that BellSouth wishes to disconnect. BellSouth will provide supporting information either by email or facsimile to the designated Frankfort Plant Board interface. Frankfort Plant Board will provide concurrence with the disconnection in seven (7) business days or will provide specific information supporting why the trunks should not be

disconnected. Such supporting information should include expected traffic volumes (including traffic volumes generated due to Local Number Portability) and the timeframes within which Frankfort Plant Board expects to need such trunks. BellSouth's LISC Project Manager and Circuit Capacity Manager will discuss the information with Frankfort Plant Board to determine if agreement can be reached on the number of trunks to be removed. If no agreement can be reached, BellSouth will issue disconnect orders to Frankfort Plant Board. The due date of these orders will be four weeks after Frankfort Plant Board was first notified in writing of the underutilization of the trunk groups.

- 5.8.2 To the extent that any interconnection trunk group is utilized at a time-consistent busy hour of eighty percent (80%) or greater, the Parties shall negotiate in good faith for the installation of augmented facilities.

6. LOCAL DIALING PARITY

- 6.1 BellSouth and Frankfort Plant Board shall provide local and toll dialing parity, as defined in FCC rules and regulations, with no unreasonable dialing delays. Dialing parity shall be provided for all originating telecommunications services that require dialing to route a call.

7. INTERCONNECTION COMPENSATION

7.1 Compensation for Call Transportation and Termination for Local Traffic and ISP-bound Traffic

- 7.1.1 For reciprocal compensation between the Parties pursuant to this Attachment, Local Traffic is defined as any circuit switched call that is originated by an end user of one Party and terminated to an end user of the other Party within a given LATA on that other Party's network, except for those calls that are originated or terminated through switched access arrangements as established by the ruling regulatory body.

- 7.1.1.1 Additionally, Local Traffic includes any cross boundary, voice-to-voice intrastate, interLATA or interstate, interLATA calls established as a local call by the ruling regulatory body.

- 7.1.2 ISP-bound Traffic is defined as calls to an information service provider or Internet service provider (ISP) that are dialed by using a local dialing pattern (7 or 10 digits) by a calling party in one LATA to an ISP server or modem in the same LATA. ISP-bound Traffic is not Local Traffic subject to reciprocal compensation, but instead is information access traffic subject to the FCC's jurisdiction.

- 7.1.3 Notwithstanding the definitions of Local Traffic and ISP-bound traffic above, and pursuant to the FCC's Order on Remand and Report and Order in CC Docket 99-68 released April 27, 2001 ("ISP Order on Remand"), BellSouth and Frankfort

Plant Board agree to the rebuttable presumption that all combined circuit switched Local and ISP-bound Traffic delivered to BellSouth or Frankfort Plant Board that exceeds a 3:1 ratio of terminating to originating traffic on a statewide basis shall be considered ISP-bound traffic for compensation purposes. BellSouth and Frankfort Plant Board further agree to the rebuttable presumption that all combined circuit switched Local and ISP-bound Traffic delivered to BellSouth or Frankfort Plant Board that does not exceed a 3:1 ratio of terminating to originating traffic on a statewide basis shall be considered Local Traffic for compensation purposes.

7.1.4 Neither Party shall pay compensation to the other Party for per minute of use rate elements associated with the Call Transport and Termination of Local Traffic or ISP-bound Traffic.

7.1.5 The appropriate elemental rates set forth in Exhibit A of this Attachment shall apply for Transit Traffic as described in Sections 7.6 and 7.6.1 below and to Multiple Tandem Access as described in Section 4.10.1.5 above.

7.1.6 Neither Party shall represent Switched Access Traffic as Local Traffic or ISP-bound Traffic for purposes of determining compensation for the call.

7.1.7 If Frankfort Plant Board assigns NPA/NXXs to specific BellSouth rate centers within the LATA and assigns numbers from those NPA/NXXs to Frankfort Plant Board end users physically located outside of that LATA, BellSouth traffic originating from within the LATA where the NPA/NXXs are assigned and delivered to a Frankfort Plant Board customer physically located outside of such LATA, shall not be deemed Local Traffic. Further, Frankfort Plant Board agrees to identify such interLATA traffic to BellSouth and to compensate BellSouth for originating and transporting such interLATA traffic to Frankfort Plant Board at BellSouth's switched access tariff rates.

7.2 If Frankfort Plant Board does not identify such interLATA traffic to BellSouth, to the best of BellSouth's ability BellSouth will determine which whole Frankfort Plant Board NPA/NXXs on which to charge the applicable rates for originating network access service as reflected in BellSouth's Access Service Tariff. BellSouth shall make appropriate billing adjustments if Frankfort Plant Board can provide sufficient information for BellSouth to determine whether or not said traffic is Local Traffic.

7.3 **Jurisdictional Reporting**

7.3.1 **Percent Local Use.** Each Party shall report to the other a Percent Local Usage (PLU) factor. The application of the PLU will determine the amount of local minutes to be billed to the other Party. For purposes of developing the PLU, each Party shall consider every local call and every long distance call, excluding Transit Traffic. Each Party shall update its PLU on the first of January, April, July and October of the year and shall send it to the other Party to be received no later than

30 days after the first of each such month based on local usage for the past three months ending the last day of December, March, June and September, respectively. Requirements associated with PLU calculation and reporting shall be as set forth in BellSouth's Jurisdictional Factors Reporting Guide, as it is amended from time to time. Notwithstanding the foregoing, where the terminating Party has message recording technology that identifies the jurisdiction of traffic terminated as defined in this Agreement, such information, in lieu of the PLU factor, shall at the terminating Party's option be utilized to determine the appropriate local usage compensation to be paid.

7.3.2 **Percent Local Facility.** Each Party shall report to the other a Percent Local Facility (PLF) factor. The application of the PLF will determine the portion of switched dedicated transport to be billed per the local jurisdiction rates. The PLF shall be applied to Multiplexing, Local Channel and Interoffice Channel Switched Dedicated Transport utilized in the provision of local interconnection trunks. Each Party shall update its PLF on the first of January, April, July and October of the year and shall send it to the other Party to be received no later than 30 days after the first of each such month to be effective the first bill period the following month, respectively. Requirements associated with PLU and PLF calculation and reporting shall be as set forth in BellSouth's Jurisdictional Factors Reporting Guide, as it is amended from time to time.

7.3.3 **Percent Interstate Usage.** Each Party shall report to the other the projected Percent Interstate Usage (PIU) factor. All jurisdictional report requirements, rules and regulations for IXCs specified in BellSouth's Intrastate Access Services Tariff will apply to Frankfort Plant Board. After interstate and intrastate traffic percentages have been determined by use of PIU procedures, the PLU and PLF factors will be used for application and billing of local interconnection. Each Party shall update its PIUs on the first of January, April, July and October of the year and shall send it to the other Party to be received no later than 30 days after the first of each such month, for all services showing the percentages of use (PIUs, PLU, and PLF) for the past three months ending the last day of December, March, June and September. Notwithstanding the foregoing, where the terminating Party has message recording technology that identifies the jurisdiction of traffic terminated as defined in this Agreement, such information, in lieu of the PIU and PLU factors, shall at the terminating Party's option be utilized to determine the appropriate local usage compensation to be paid.

7.3.4 Notwithstanding the provisions in Section 7.3.1, 7.3.2, and 7.3.3 above, where the terminating Party has message recording technology that identifies the jurisdiction of traffic terminated as defined in this Agreement, such information shall, at the terminating Party's option, be utilized to determine the appropriate jurisdictional reporting factors (PLU, PIU, and/or PLF), in lieu of those provided by the originating Party. In the event that the terminating Party opts to utilize its own data to determine jurisdictional reporting factors, such terminating Party shall

notify the originating Party at least 15 days prior to the beginning of the calendar quarter in which the terminating Party will begin to utilize its own data. Such factors shall subject to the Dispute Resolution provisions in this Agreement, as well as the Audit provisions set forth in 7.3.5 below.

- 7.3.5 **Audits.** On thirty (30) days written notice, each Party must provide the other the ability and opportunity to conduct an annual audit to ensure the proper billing of traffic. BellSouth and Frankfort Plant Board shall retain records of call detail for a minimum of nine months from which the PLU, PLF and/or PIU can be ascertained. The audit shall be conducted during normal business hours at an office designated by the Party being audited. Audit requests shall not be submitted more frequently than one (1) time per calendar year. Audits shall be performed by a mutually acceptable independent auditor paid for by the Party requesting the audit. The PLF, PLU and/or PIU shall be adjusted based upon the audit results and shall apply for the quarter the audit was completed, for the quarter prior to the completion of the audit, and for the two quarters following the completion of the audit. If, as a result of an audit, either Party is found to have overstated the PLF, PLU and/or PIU by twenty percentage points (20%) or more, that Party shall reimburse the auditing Party for the cost of the audit.

7.4 **Compensation for 8XX Traffic**

- 7.4.1 Compensation for 8XX Traffic. Each Party shall pay the other the appropriate switched access charges set forth in the BellSouth intrastate or interstate switched access tariffs. Frankfort Plant Board will pay BellSouth the database query charge as set forth in the BellSouth intrastate or interstate switched access tariffs as applicable.

- 7.4.2 Records for 8XX Billing. Each Party will provide to the other the appropriate records necessary for billing intraLATA 8XX customers. The records provided will be in a standard EMI format.

- 7.4.3 8XX Access Screening. BellSouth's provision of 8XX Toll Free Dialing ("TFD") to Frankfort Plant Board requires interconnection from Frankfort Plant Board to BellSouth's 8XX SCP. Such interconnections shall be established pursuant to BellSouth's Common Channel Signaling Interconnection Guidelines and Telcordia's CCS Network Interface Specification document, TR-TSV-000905. Frankfort Plant Board shall establish SSS7 interconnection at the BellSouth Local Signal Transfer Points serving the BellSouth 8XX SCPs that Frankfort Plant Board desires to query. The terms and conditions for 8XX TFD are set out in BellSouth's Intrastate Access Services Tariff.

7.5 **Mutual Provision of Switched Access Service**

- 7.5.1 Switched Access Traffic is described as telephone calls requiring local transmission or switching services for the purpose of the origination or termination of Telephone Toll Service. Switched Access Traffic includes, but is not limited to, the following types of traffic: Feature Group A, Feature Group B, Feature Group C, Feature Group D, toll free access (e.g., 8XX), 900 access and their successors. Additionally, any Public Switched Telephone Network interexchange telecommunications traffic, regardless of transport protocol method, where the originating and terminating points, end-to-end points, are in different LATAs, or are in the same LATA and the Parties' Switched Access services are used for the origination or termination of the call, shall be considered Switched Access Traffic. Irrespective of transport protocol method used, a call which originates in one LATA and terminates in another LATA (i.e., the end-to-end points of the call) or in which the Parties' Switched Access Services are used for the origination or termination of the call, shall not be considered Local Traffic or ISP-bound Traffic.
- 7.5.2 If the BellSouth end user chooses Frankfort Plant Board as their presubscribed IXC, or if the BellSouth end user uses Frankfort Plant Board as an IXC on a 101XXXX basis, BellSouth will charge Frankfort Plant Board the appropriate BellSouth tariff charges for originating switched access services.
- 7.5.3 Where the originating Party delivers a call to the terminating Party over switched access facilities, the originating Party will pay the terminating Party terminating, switched access charges as set forth in BellSouth's Intrastate or Interstate Access Services Tariff, as appropriate.
- 7.5.4 When Frankfort Plant Board's end office switch provides an access service connection to or from an IXC by a direct trunk group to the IXC utilizing BellSouth facilities, each Party will provide its own access services to the IXC and bill on a multi-bill, multi-tariff meet-point basis. Each Party will bill its own access services rates to the IXC with the exception of the interconnection charge. The interconnection charge will be billed by Frankfort Plant Board as the Party providing the end office function. Each party will use the Multiple Exchange Carrier Access Billing (MECAB) guidelines to establish meet point billing for all applicable traffic. The parties shall utilize a thirty (30) day billing period.
- 7.5.4.1 When Frankfort Plant Board's end office subtends the BellSouth Access Tandem switch for receipt or delivery of switched access traffic and provides an access service connection to or from an IXC via BellSouth's Access Tandem switch, BellSouth, as the tandem company agrees to provide to Frankfort Plant Board, as the End Office Company, as defined in MECAB, at no charge, all the switched access detail usage data, recorded at the access tandem, within no more than sixty (60) days after the recording date. Each Party will notify the other when it is not feasible to meet these requirements. As business requirements change, data reporting requirements may be modified as necessary.

- 7.5.5 BellSouth, as the tandem provider company, will retain for a minimum period of sixty (60) days, access message detail sufficient to recreate any data that is lost or damaged by the tandem provider company or any third party involved in processing or transporting data.
- 7.5.6 BellSouth, as the tandem provider company, agrees to recreate the lost or damaged data within forty-eight (48) hours of notification by the other or by an authorized third party handling the data.
- 7.5.7 Any claims against BellSouth, as the tandem provider company, for unbillable or uncollectible revenue should be filed with the tandem provider company within 120 days of the usage date.
- 7.5.8 BellSouth, as the tandem provider company shall keep records of its billing activities relating to jointly-provided Intrastate and Interstate access services in sufficient detail to permit the Subsequent Billing Party to, by formal or informal review or audit, to verify the accuracy and reasonableness of the jointly-provided access billing data provided by the Initial Billing Party. Each Party agrees to cooperate in such formal or informal reviews or audits and further agrees to jointly review the findings of such reviews or audits in order to resolve any differences concerning the findings thereof.
- 7.5.9 Frankfort Plant Board agrees not to deliver switched access traffic to BellSouth for termination except over Frankfort Plant Board ordered switched access trunks and facilities.
- 7.6 **Transit Traffic**
- 7.6.1 BellSouth shall provide tandem switching and transport services for Frankfort Plant Board's Transit Traffic. Rates for local Transit Traffic and ISP-bound Transit Traffic shall be the applicable Call Transport and Termination charges as set forth in Exhibit A to this Attachment. Rates for Switched Access Transit Traffic shall be the applicable charges as set forth in BellSouth Interstate or Intrastate Switched Access tariffs. Billing associated with all Transit Traffic shall be pursuant to MECAB guidelines. Traffic between Frankfort Plant Board and Wireless Type 1 third parties shall not be treated as Transit Traffic from a routing or billing perspective. Traffic between Frankfort Plant Board and Wireless Type 2A or a third party CLEC utilizing BellSouth switching shall not be treated as Transit Traffic from a routing or billing perspective until BellSouth and the Wireless carrier or a third party CLEC utilizing BellSouth switching have the capability to properly meet-point-bill in accordance with MECAB guidelines.
- 7.6.2 The delivery of traffic that transits the BellSouth network and is transported to another carrier's network is excluded from any BellSouth billing guarantees. BellSouth agrees to deliver Transit Traffic to the terminating carrier; provided, however, that Frankfort Plant Board is solely responsible for negotiating and

executing any appropriate contractual agreements with the terminating carrier for the exchange of Transit Traffic through the BellSouth network. BellSouth will not be liable for any compensation to the terminating carrier or to Frankfort Plant Board. In the event that the terminating third party carrier imposes on BellSouth any charges or costs for the delivery of Transit Traffic, Frankfort Plant Board shall reimburse BellSouth for such costs. Additionally, the Parties agree that any billing to a third party or other telecommunications carrier under this section shall be pursuant to MECAB procedures.

8. FRAME RELAY SERVICE INTERCONNECTION

- 8.1 In addition to the Local Interconnection services set forth above, BellSouth will offer a network to network Interconnection arrangement between BellSouth's and Frankfort Plant Board's frame relay switches as set forth below. The following provisions will apply only to Frame Relay Service and Exchange Access Frame Relay Service and Managed Shared Frame Relay Service in those states in which Frankfort Plant Board is certified and providing Frame Relay Service as a Local Exchange Carrier and where traffic is being exchanged between Frankfort Plant Board and BellSouth Frame Relay Switches in the same LATA.
- 8.2 The Parties agree to establish two-way Frame Relay facilities between their respective Frame Relay Switches to the mutually agreed upon Frame Relay Service point(s) of interconnection (IP(s)) within the LATA. All IPs shall be within the same Frame Relay Network Serving Areas as defined in Section A40 of BellSouth's GSST except as set forth in this Attachment.
- 8.3 Upon the request of either Party, such interconnection will be established where BellSouth and Frankfort Plant Board have Frame Relay Switches in the same LATA. Where there are multiple Frame Relay switches in one central office, an interconnection with any one of the switches will be considered an interconnection with all of the switches at that central office for purposes of routing packet traffic.
- 8.4 The Parties agree to provision local and intraLATA Frame Relay Service and Exchange Access Frame Relay Service and Managed Shared Frame Relay Service (both intrastate and interstate) over Frame Relay interconnection facilities between the respective Frame Relay switches and the IPs.
- 8.5 The Parties agree to assess each other reciprocal charges for the facilities that each provides to the other according to the Percent Local Circuit Use Factor (PLCU), determined as follows:
- 8.5.1 If the data packets originate and terminate in locations in the same LATA, and are consistent with the local definitions of the Agreement, the traffic is considered local. Frame Relay framed packet data is transported within Virtual Circuits (VC). For the purposes of this Agreement, if all the data packets transported within a VC

remain within the LATA, then consistent with the local definitions in this Agreement, the traffic on that VC is local (Local VC).

- 8.5.2 If the originating and terminating locations of the two-way packet data traffic are not in the same LATA, the traffic on that VC is interLATA (InterLATA VC).
- 8.5.3 The PLCU is determined by dividing the total number of Local VCs, by the total number of VCs on each Frame Relay facility. To facilitate implementation, Frankfort Plant Board may determine its PLCU in aggregate, by dividing the total number of Local VCs in a given LATA by the total number VCs in that LATA. The Parties agree to renegotiate the method for determining PLCU, at BellSouth's request, and within 90 days, if BellSouth notifies Frankfort Plant Board that it has found that this method does not adequately represent the PLCU.
- 8.5.4 If there are no VCs on a facility when it is billed, the PLCU will be zero.
- 8.5.5 BellSouth will provide the circuit between the Parties' respective Frame Relay Switches. The Parties will be compensated as follows: BellSouth will invoice, and Frankfort Plant Board will pay, the total non-recurring and recurring charges for the circuit based upon the rates set forth in BellSouth's Interstate Access Tariff, FCC No. 1. Frankfort Plant Board will then invoice, and BellSouth will pay, an amount calculated by multiplying the BellSouth billed charges for the circuit by one-half of Frankfort Plant Board's PLCU.
- 8.6 The Parties agree to compensate each other for Frame Relay network-to-network interface (NNI) ports based upon the NNI rates set forth in BellSouth's Interstate Access Tariff, FCC No. 1. Compensation for each pair of NNI ports will be calculated as follows: BellSouth will invoice, and Frankfort Plant Board will pay, the total non-recurring and recurring charges for the NNI port. Frankfort Plant Board will then invoice, and BellSouth will pay, an amount calculated by multiplying the BellSouth billed non-recurring and recurring charges for the NNI port by Frankfort Plant Board's PLCU.
- 8.7 Each Party agrees that there will be no charges to the other Party for its own subscriber's Permanent Virtual Circuit (PVC) rate elements for the local PVC segment from its Frame Relay switch to its own subscriber's premises. PVC rate elements include the Data Link Connection Identifier (DLCI) and Committed Information Rate (CIR).
- 8.8 For the PVC segment between the Frankfort Plant Board and BellSouth Frame Relay switches, compensation for the PVC charges is based upon the rates in BellSouth's Interstate Access Tariff, FCC No. 1.
- 8.9 Compensation for PVC rate elements will be calculated as follows:

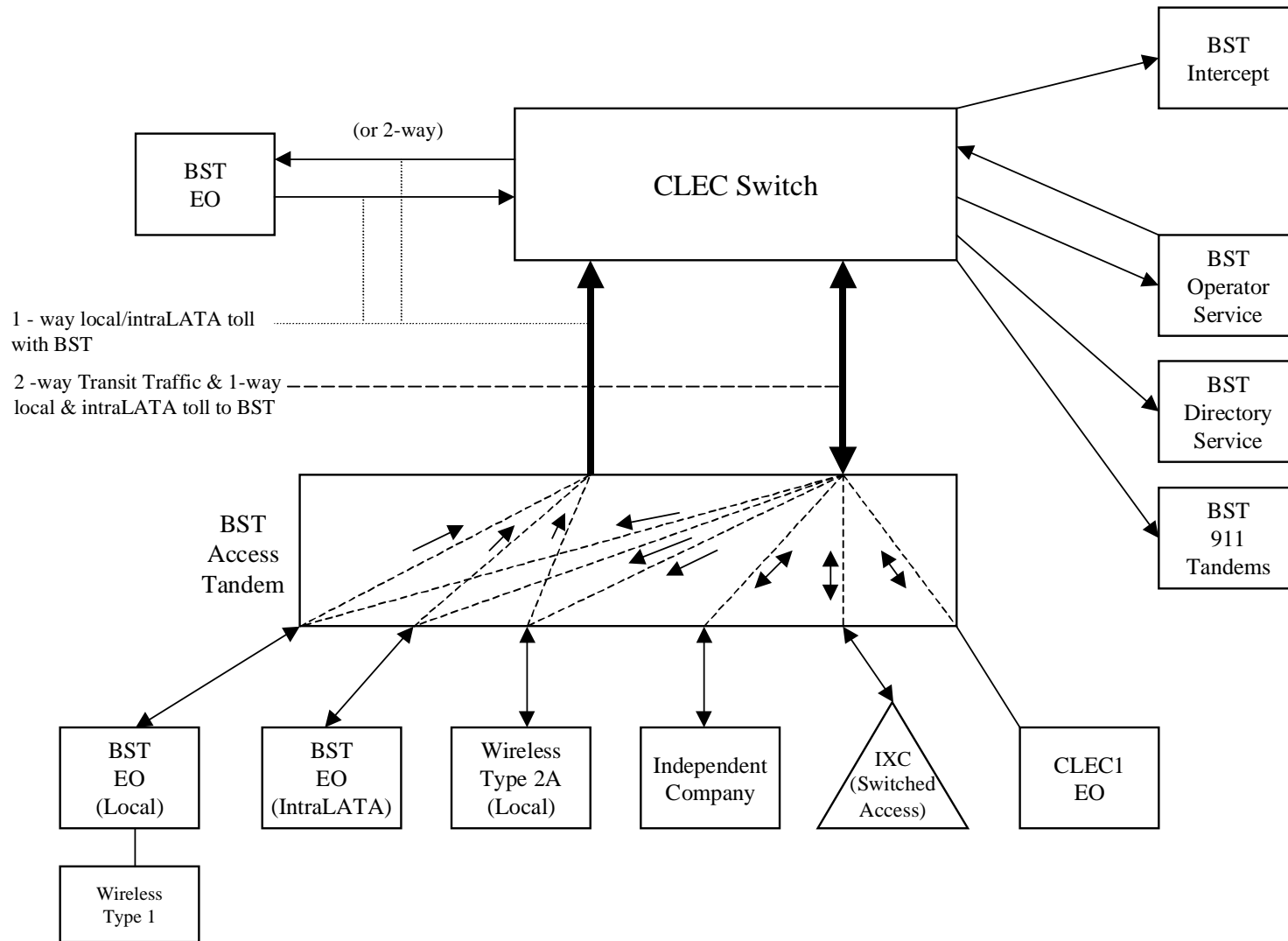
- 8.9.1 If Frankfort Plant Board orders a VC connection between a BellSouth subscriber's PVC segment and a PVC segment from the BellSouth Frame Relay switch to the Frankfort Plant Board Frame Relay switch, BellSouth will invoice, and Frankfort Plant Board will pay, the total non-recurring and recurring PVC charges for the PVC segment between the BellSouth and Frankfort Plant Board Frame Relay switches. If the VC is a Local VC, Frankfort Plant Board will then invoice and BellSouth will pay, the total nonrecurring and recurring PVC charges billed for that segment. If the VC is not local, no compensation will be paid to Frankfort Plant Board for the PVC segment.
- 8.9.2 If BellSouth orders a Local VC connection between a Frankfort Plant Board subscriber's PVC segment and a PVC segment from the Frankfort Plant Board Frame Relay switch to the BellSouth Frame Relay switch, BellSouth will invoice, and Frankfort Plant Board will pay, the total non-recurring and recurring PVC and CIR charges for the PVC segment between the BellSouth and Frankfort Plant Board Frame Relay switches. If the VC is a Local VC, Frankfort Plant Board will then invoice and BellSouth will pay the total non-recurring and recurring PVC and CIR charges billed for that segment. If the VC is not local, no compensation will be paid to Frankfort Plant Board for the PVC segment.
- 8.9.3 The Parties agree to compensate each other for requests to change a PVC segment or PVC service order record, according to the Feature Change charge as set forth in the BellSouth access Tariff FCC No. 1.
- 8.9.4 If Frankfort Plant Board requests a change, BellSouth will invoice and Frankfort Plant Board will pay a Feature Change charge for each affected PVC segment.
- 8.9.4.1 If BellSouth requests a change to a Local VC, Frankfort Plant Board will invoice and BellSouth will pay a Feature Change charge for each affected PVC segment.
- 8.9.5 The Parties agree to limit the sum of the CIR for the VCs on a DS1 NNI port to not more than three times the port speed, or not more than six times the port speed on a DS3 NNI port.
- 8.9.6 Except as expressly provided herein, this Agreement does not address or alter in any way either Party's provision of Exchange Access Frame Relay Service, Managed Shared Frame Relay Service or interLATA Frame Relay Service. All charges by each Party to the other for carriage of Exchange Access Frame Relay Service or interLATA Frame Relay Service are included in the BellSouth access Tariff FCC No. 1.
- 8.10 Frankfort Plant Board will identify and report quarterly to BellSouth the PLCU of the Frame Relay facilities it uses, per Section 8.5.3 above.

8.11 Either Party may request a review or audit of the various service components, consistent with the provisions of section E2 of the BellSouth State Access Services tariffs or Section 2 of the BellSouth FCC No.1 Tariff.

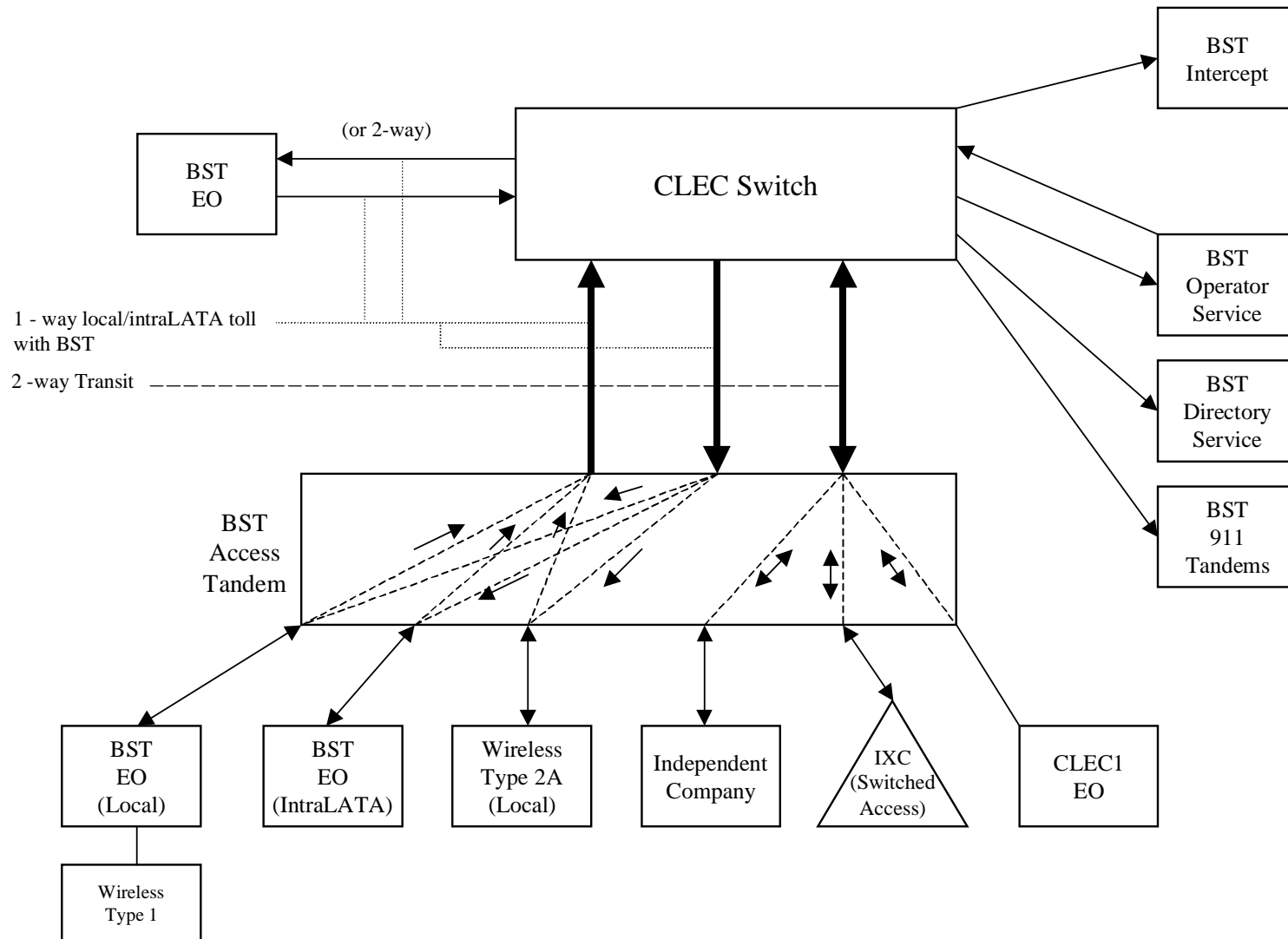
9. OPERATIONAL SUPPORT SYSTEMS (OSS)

9.1 The terms, conditions and rates for OSS are as set forth in FCC Tariff for Access Service Records.

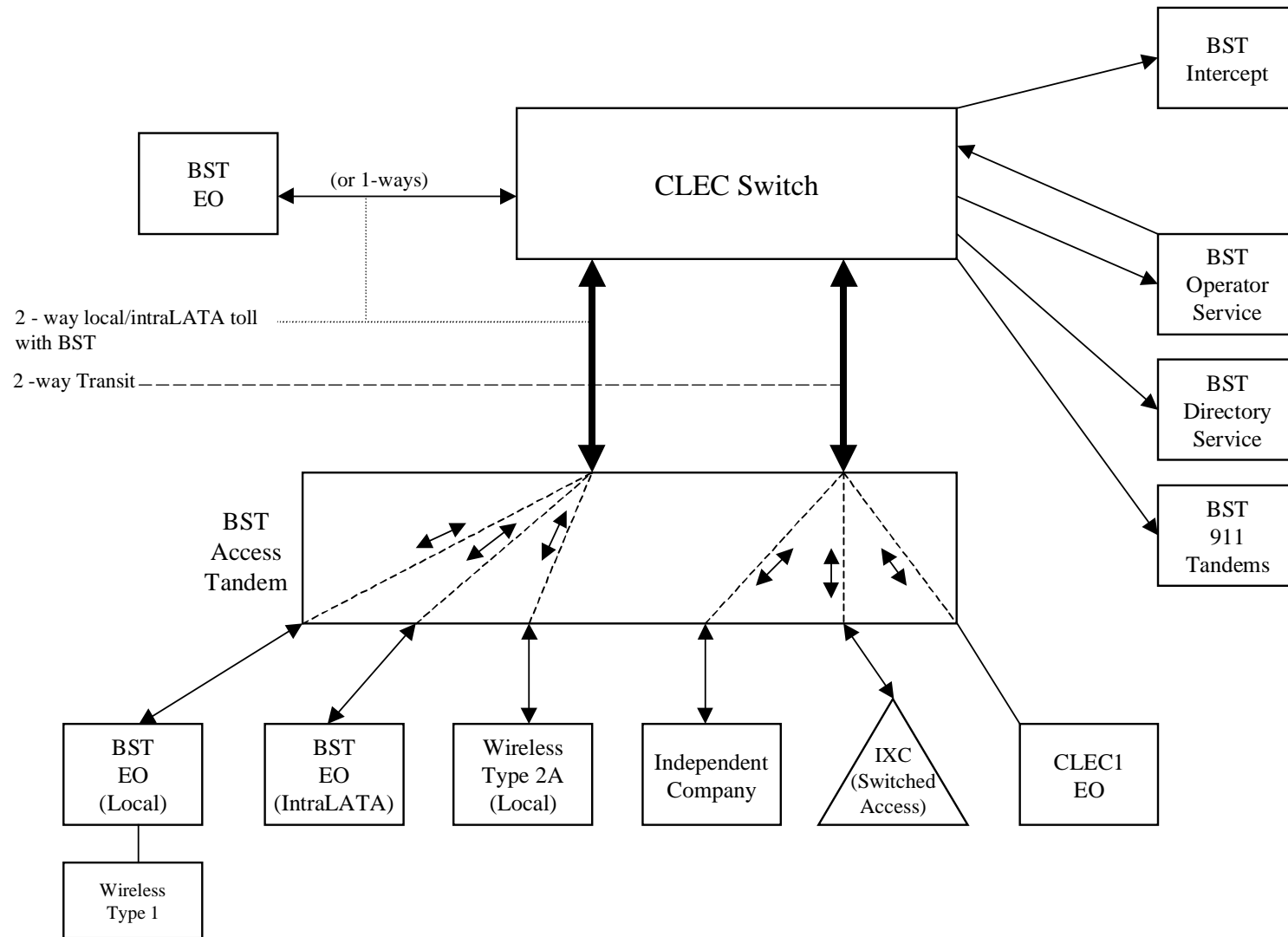
Basic Architecture



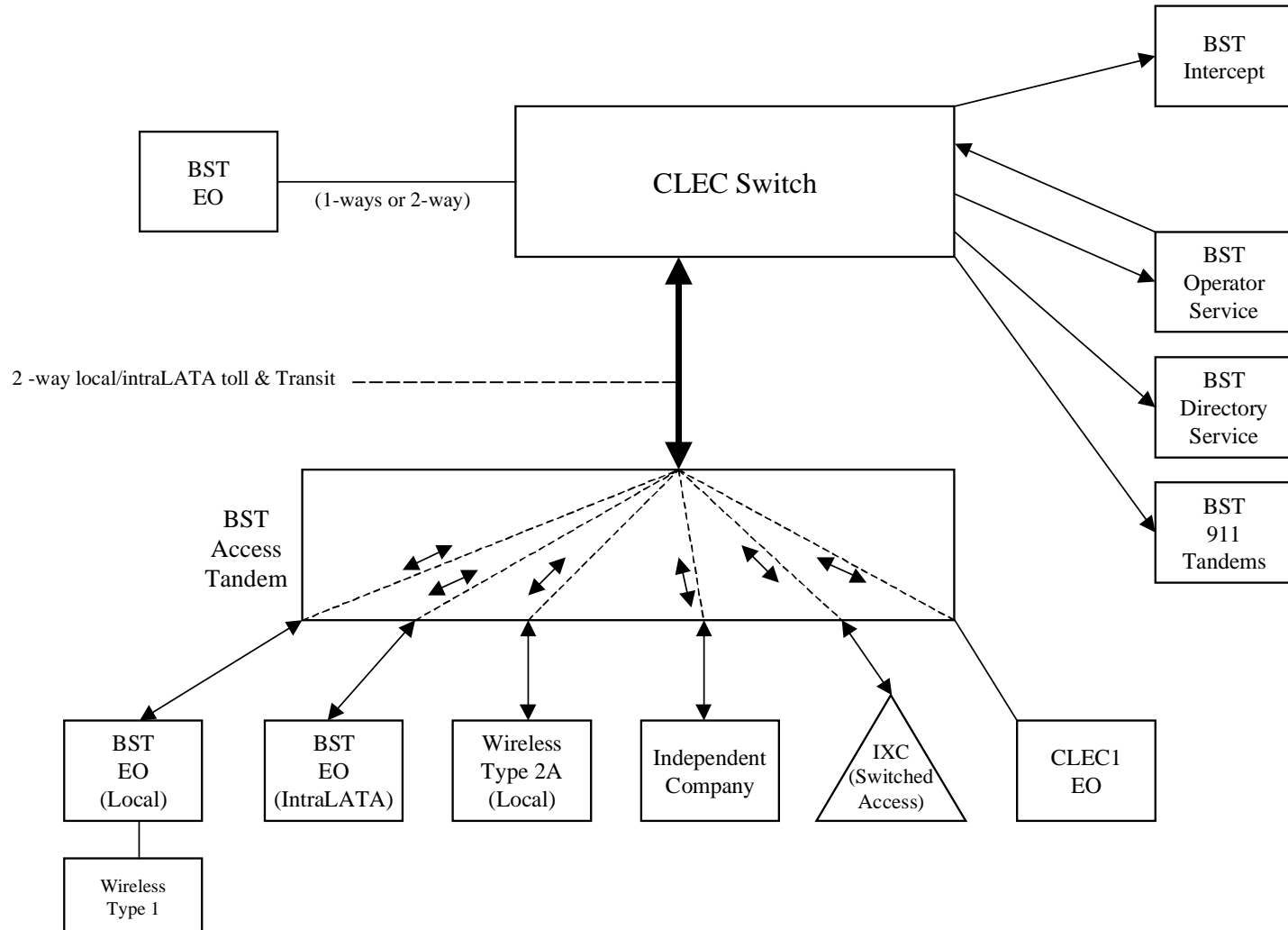
One-Way Architecture



Two-Way Architecture



Supergroup Architecture



LOCAL INTERCONNECTION - Kentucky										Attachment: 3						Exhibit: A		
CATEGORY	RATE ELEMENTS				Interim	Zone	BCS	USOC	RATES(\$)				Svc Order Submitted Elec per LSR	Svc Order Submitted Manually per LSR	Incremental Charge - Manual Svc Order vs. Electronic-1st	Incremental Charge - Manual Svc Order vs. Electronic-Add'l	Incremental Charge - Manual Svc Order vs. Electronic-Disc 1st	Incremental Charge - Manual Svc Order vs. Electronic-Disc Add'l
	Rec	Nonrecurring		Nonrecurring Disconnect					OSS RATES (\$)									
		First	Add'l	First	Add'l			SOMEC	SOMAN	SOMAN	SOMAN	SOMAN	SOMAN	SOMAN				
LOCAL INTERCONNECTION (CALL TRANSPORT AND TERMINATION)																		
NOTE: "bk" beside a rate indicates that the Parties have agreed to bill and keep for that element pursuant to the terms and conditions in Attachment 3.																		
TANDEM SWITCHING																		
	Tandem Switching Function Per MOU			OHD														
	Multiple Tandem Switching, per MOU (applies to initial tandem only)			OHD														
	Tandem Intermediary Charge, per MOU*			OHD														
* This charge is applicable only to transit traffic and is applied in addition to applicable switching and/or interconnection charges.																		
TRUNK CHARGE																		
	Installation Trunk Side Service - per DS0			OHD	TPP++													
	Dedicated End Office Trunk Port Service-per DS0**			OHD	TDE0P													
	Dedicated End Office Trunk Port Service-per DS1**			OH1	OH1MS													
	Dedicated Tandem Trunk Port Service-per DS0**			OHD	TDW0P													
	Dedicated Tandem Trunk Port Service-per DS1**			OH1	OH1MS													
** This rate element is recovered on a per MOU basis and is included in the End Office Switching and Tandem Switching, per MOU rate elements																		
COMMON TRANSPORT (Shared)																		
	Common Transport - Per Mile, Per MOU			OHD														
	Common Transport - Facilities Termination Per MOU			OHD														
LOCAL INTERCONNECTION (TRANSPORT)																		
INTEROFFICE CHANNEL - DEDICATED TRANSPORT - VOICE GRADE																		
	Interoffice Channel - Dedicated Transport - 2-Wire Voice Grade - Per Mile per month			OHL, OHM	1L5NF													
	Interoffice Channel - Dedicated Transport- 2- Wire Voice Grade - Facility Termination per month			OHL, OHM	1L5NF													
INTEROFFICE CHANNEL - DEDICATED TRANSPORT - 56/64 KBPS																		
	Interoffice Channel - Dedicated Transport - 56 kbps - per mile per month			OHL, OHM	1L5NK													
	Interoffice Channel - Dedicated Transport - 56 kbps - Facility Termination per month			OHL, OHM	1L5NK													
	Interoffice Channel - Dedicated Transport - 64 kbps - per mile per month			OHL, OHM	1L5NK													
	Interoffice Channel - Dedicated Transport - 64 kbps - Facility Termination per month			OHL, OHM	1L5NK													
INTEROFFICE CHANNEL - DEDICATED TRANSPORT - DS1																		
	Interoffice Channel - Dedicated Channel - DS1 - Per Mile per month			OH1, OH1MS	1L5NL													
	Interoffice Channel - Dedicated Transport - DS1 - Facility Termination per month			OH1, OH1MS	1L5NL													
INTEROFFICE CHANNEL - DEDICATED TRANSPORT - DS3																		
	Interoffice Channel - Dedicated Transport - DS3 - Per Mile per month			OH3, OH3MS	1L5NM													
	Interoffice Channel - Dedicated Transport - DS3 - Facility Termination per month			OH3, OH3MS	1L5NM													
LOCAL CHANNEL - DEDICATED TRANSPORT																		
	Local Channel - Dedicated - 2-Wire Voice Grade per month			OHL, OHM	TEFV2													
	Local Channel - Dedicated - 4-Wire Voice Grade per month			OHL, OHM	TEFV4													
	Local Channel - Dedicated - DS1 per month			OH1	TEFHG													
	Local Channel - Dedicated - DS3 Facility Termination per month			OH3	TEFHJ													
LOCAL INTERCONNECTION MID-SPAN MEET																		
NOTE: If Access service ride Mid-Span Meet, one-half the tariffed service Local Channel rate is applicable.																		
MULTIPLEXERS																		
	Channelization - DS1 to DS0 Channel System			OH1, OH1MS	SATN1													
	DS3 to DS1 Channel System per month			OH3, OH3MS	SATNS													
	DS3 Interface Unit (DS1 COCI) per month			OH1, OH1MS	SATCO													

Notes: If no rate is identified in the contract, the rates, terms, and conditions for the specific service or function will be as set forth in applicable BellSouth tariff or as negotiated by the Parties upon request by either Party.