

RECEIVED

COMMONWEALTH OF KENTUCKY
BEFORE THE PUBLIC SERVICE COMMISSION

JAN 11 2011

PUBLIC SERVICE
COMMISSION

IN THE MATTER OF:

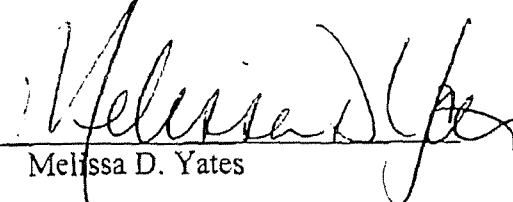
APPLICATION OF JACKSON PURCHASE)	
ENERGY FOR AUTHORIZATION TO)	Case No. 2010-00229
REFINANCE FROM COBANK AND EXECUTE)	
NECESSARY NOTES)	

**JACKSON PURCHASE ENERGY CORPORATION'S
NOTICE OF COMPLIANCE WITH COMMISSION'S ORDER**

Comes Jackson Purchase Energy Corporation ("JPEC") and in compliance with the Commission's Order dated July 6, 2010, tenders updated versions of Exhibits 1 and 3 from JPEC's Amended Application which reflect the savings based on the actual amounts of the new CoBank loans. Said Exhibits are attached hereto and incorporated herein by reference collectively as Exhibit "A".

Respectfully submitted,

DENTON & KEULER
P. O. BOX 929
PADUCAH KY 42002-0929
Telephone: (270) 443-8253
Facsimile: (270) 442-6000

By: 
Melissa D. Yates


ATTORNEYS FOR JPEC

I hereby certify that the foregoing has
been served by faxing and mailing a true and
correct copy to:

MR JEFF DEROUEN
EXECUTIVE DIRECTOR
KENTUCKY PUBLIC SERVICE COMMISSION
211 SOWER BLVD.
FRANKFORT KY 40602
Facsimile: (502) 564-3460

on this 11th day of January, 2011.

By:


Melissa D. Yates

Jackson Purchase Energy Corp.

RUS Refinancing Term Loan
\$5,921,752.87
(Final Loan Amount)
CoBank Loan Number- RX0731T7

May 28, 2010

Table of Contents

Executive Summary

- 1. Existing RUS Loan Profile & Summary Analysis**
- 2. Side by Side Comparison of RUS Notes and CoBank Loan**
- 3. CoBank Patronage and Effective Cost of Borrowing - RUS Notes**
- 4. Closing Procedures**

Executive Summary

Jackson Purchase Energy Corp. (Jackson Purchase) currently holds approximately \$5.9 million in RUS debt at an interest rate of 5%, which would qualify for CoBank refinancing at a life time fixed rate currently of 4.69%. At such a rate, CoBank's patronage refunds would result in an effective rate of approximately 3.97%, an effective savings of 72 basis points. The total projected savings amounts to \$498,743 with a present value of \$329,613. CoBank requests Jackson Purchase's consideration as lender for these loans. Such refinancing of mortgage debt is permitted by RUS under Article II, Section 2.02 of the Mortgage.

We have enclosed for your review a profile of existing eligible notes including a comparison of savings opportunity (Tab 1), a side by side comparison of the RUS loans' interest cost versus CoBank's loan interest cost and patronage payments (Tab 2), an analysis of CoBank's Patronage Refunds, Capital Plan and Effective Cost of Borrowing (Tab 3) and a summary of anticipated closing procedures (Tab 4).

We propose to consolidate the nine RUS notes into a single note with a principal repayment schedule matching the consolidated scheduled principal payments of all of the RUS refinanced notes (16.35 years). This would decrease Jackson Purchase's administration while, at the same time, not increase principal debt service.

CoBank is pleased to have this opportunity to present this information as part of its effort to find innovative ways for Jackson Purchase to enhance its success. This booklet is not a commitment to lend or an offer to make a loan. A commitment shall be in the form of a loan agreement upon receipt of an acceptable application, resolution, and other documentation as required by CoBank. Thank you for your consideration.

TAB 1

RUS notes proposed for refinancing:

Note ID	Principal Balance	Final Payment Date	Years Remaining	Weighted Average Life
1B260	340,783.66	05/31/2017	6.92	3.94
1B262	340,784.88	05/31/2017	6.92	3.94
1B270	715,844.14	07/31/2019	9.09	4.84
1B273	737,262.58	07/31/2019	9.09	4.87
1B280	883,301.10	08/31/2023	13.18	7.27
1B281	306.06	08/31/2023	13.18	7.30
1B283	908,425.84	08/31/2023	13.18	7.30
1B290	997,515.84	10/31/2026	16.35	9.24
1B292	997,515.84	10/31/2026	16.35	9.24
Totals	5,921,739.94		16.35	6.92

The CoBank loan amount for this transaction is \$5,921,752.87 reflecting an overage of \$12.93 when compared to the RUS payoff amount listed above. The overage was due to rounding differences between CoBank's modeling software and RUS' loan records. The \$12.93 overage was applied as a reduction in the final loan amount for Jackson Purchase's second RUS refinance loan (Note number RX0731T8 in the amount of \$3,344,239.29). See the proposal package for loan RX0731T8 in the amount of \$3,344,239.29 for additional details.

Interest Savings (over life of notes):

<u>Total Interest RUS @ 5.00%</u>	<u>Total Interest CoBank @ 4.69%</u>	<u>Total Savings</u>
\$2,064,759	\$1,979,093	\$85,666
CoBank Cash Patronage Refund:		\$268,500
CoBank Stock Patronage Refund:		<u>\$144,577</u>
Total Life Time Benefit:		<u>\$498,743</u>
Present Value of Benefit (discounted @ 4.69%)		<u>\$329,613</u>

There are no prepayment penalties arising from prepayment of RUS debt. CoBank would document this transaction using outside counsel to be paid by Jackson Purchase. The estimated cost is \$15,000 and is included in the loan analysis under tab 2 (shown in the column Patronage Refund). The documentation cost is considered in the effective interest rate analysis.

TAB 2

**Jackson Purchase Energy
Annual Summary
Scenario - Matching RUS Principal Repayment**

Loan Amount	\$5,921,753
CoBank Loan Interest Rate	4.69%
Lifetime Cash Flow Savings	\$498,743
Lifetime CoBank Patronage	\$413,077
Lifetime Interest Savings	\$85,868
Lifetime NPV Benefit	\$329,813

	Combined RUS Loans					CoBank Loan				
	Principal Balance	Annual Principal Payment	Annual Interest Payment	Total Ann Cash Flow	Annual Cash Flow Differential	Total Ann Cash Flow	Annual Interest Payment	Annual Principal Payment	Principal Balance	Patronage Refund
2010	\$5,727,880	\$193,873	\$146,037	\$339,810	-\$8,298	\$340,208	\$184,338	\$193,873	\$5,727,880	\$0
2011	\$6,322,974	\$404,906	\$277,189	\$682,075	\$32,715	\$619,360	\$283,595	\$404,906	\$6,322,974	-\$19,141
2012	\$4,888,127	\$424,947	\$258,486	\$681,333	\$48,587	\$632,746	\$243,925	\$424,947	\$4,888,127	-\$36,026
2013	\$4,450,808	\$447,319	\$234,722	\$682,041	\$44,835	\$637,206	\$223,227	\$447,319	\$4,450,808	-\$33,340
2014	\$3,980,824	\$470,184	\$211,839	\$682,023	\$40,881	\$641,142	\$201,485	\$470,184	\$3,980,824	-\$30,507
2015	\$3,486,406	\$494,218	\$187,788	\$682,004	\$36,728	\$645,276	\$178,590	\$494,218	\$3,486,406	-\$27,532
2016	\$2,967,410	\$518,987	\$162,624	\$681,511	\$32,344	\$649,147	\$154,565	\$518,987	\$2,967,410	-\$24,405
2017	\$2,484,789	\$482,859	\$136,698	\$619,357	\$27,818	\$591,538	\$130,004	\$482,859	\$2,484,789	-\$21,124
2018	\$2,032,848	\$451,913	\$113,962	\$568,875	\$23,344	\$542,531	\$108,381	\$451,913	\$2,032,848	-\$17,763
2019	\$1,648,859	\$383,987	\$91,686	\$475,872	\$19,299	\$458,374	\$87,186	\$383,987	\$1,648,859	-\$14,809
2020	\$1,359,102	\$289,758	\$75,858	\$385,616	\$16,828	\$349,908	\$72,143	\$289,758	\$1,359,102	-\$11,913
2021	\$1,064,287	\$304,815	\$61,026	\$388,840	\$12,840	\$352,992	\$68,037	\$304,815	\$1,064,287	-\$9,859
2022	\$733,878	\$320,409	\$46,433	\$385,842	\$10,154	\$385,888	\$43,208	\$320,409	\$733,878	-\$7,929
2023	\$464,731	\$289,147	\$29,516	\$296,883	\$7,347	\$291,316	\$26,070	\$289,147	\$464,731	-\$5,902
2024	\$304,863	\$169,768	\$19,607	\$179,375	\$4,793	\$174,582	\$18,847	\$169,768	\$304,863	-\$3,833
2025	\$138,956	\$189,007	\$11,431	\$179,438	\$3,100	\$176,338	\$10,872	\$168,007	\$138,956	-\$2,548
2026	\$0	\$136,956	\$2,979	\$139,836	\$26,413	\$113,522	\$2,833	\$136,956	\$0	-\$26,267
2027	\$0	\$0	\$0	\$0	\$26,117	-\$26,117	\$0	\$0	\$0	-\$26,117
2028	\$0	\$0	\$0	\$0	\$21,882	-\$21,882	\$0	\$0	\$0	-\$21,882
2029	\$0	\$0	\$0	\$0	\$18,226	-\$18,226	\$0	\$0	\$0	-\$18,226
2030	\$0	\$0	\$0	\$0	\$14,662	-\$14,662	\$0	\$0	\$0	-\$14,662
2031	\$0	\$0	\$0	\$0	\$12,136	-\$12,136	\$0	\$0	\$0	-\$12,136
2032	\$0	\$0	\$0	\$0	\$9,759	-\$9,759	\$0	\$0	\$0	-\$9,759
2033	\$0	\$0	\$0	\$0	\$7,264	-\$7,264	\$0	\$0	\$0	-\$7,264
2034	\$0	\$0	\$0	\$0	\$4,717	-\$4,717	\$0	\$0	\$0	-\$4,717
2035	\$0	\$0	\$0	\$0	\$3,136	-\$3,136	\$0	\$0	\$0	-\$3,136
2036	\$0	\$0	\$0	\$0	\$1,826	-\$1,826	\$0	\$0	\$0	-\$1,826
2037	\$0	\$0	\$0	\$0	\$474	-\$474	\$0	\$0	\$0	-\$474
2038	\$0	\$0	\$0	\$0	\$0	\$0	\$0	\$0	\$0	\$0
2039	\$0	\$0	\$0	\$0	\$0	\$0	\$0	\$0	\$0	\$0
2040	\$0	\$0	\$0	\$0	\$0	\$0	\$0	\$0	\$0	\$0
2041	\$0	\$0	\$0	\$0	\$0	\$0	\$0	\$0	\$0	\$0
2042	\$0	\$0	\$0	\$0	\$0	\$0	\$0	\$0	\$0	\$0
2043	\$0	\$0	\$0	\$0	\$0	\$0	\$0	\$0	\$0	\$0
2044	\$0	\$0	\$0	\$0	\$0	\$0	\$0	\$0	\$0	\$0
2045	\$0	\$0	\$0	\$0	\$0	\$0	\$0	\$0	\$0	\$0
Sum		\$5,921,753	\$2,084,759	\$7,986,512	\$498,743	\$7,487,769	\$1,979,093	\$5,921,753		\$413,077

Scenario - Matching RUS Principal Repayment

EXISTING RUS LOANS

Beginning Loan Balance \$ 5,921,752.87
 Final Payment Date 10/31/28
 Remaining Monthly Pmts 196
 Initial RUS Monthly Pmt 649,873.35
 Roll Forward Date 06/30/2010

Lifetime Interest \$2,084,768
 Present Value of RUS Cash Flow \$5,921,753

CoBANK REFINANCING LOAN

Beginning Loan Balance \$ 5,921,752.87
 Final Payment Date 10/31/26
 Remaining Monthly Pmts 198
 CoBANK Interest Rate 4.69%
 Legal Costs \$15,000

Lifetime Interest \$1,964,093
 Present Value of CoBank Cash Flow \$5,592,139

NPV Benefit of Refi = \$329,614

Combined RUS Loans

CoBank Loan

Payment Number	Principal Balance	Principal Payment	Interest Payment	Total Cash Flow	Total Cash Flow	Interest Payment	Principal Payment	Principal Balance	Legal Cost/ Pat. Refund
06/30/2010	0	\$5,921,753						\$5,921,753	
07/31/2010	1	5,896,853	\$24,899	\$24,674	\$49,573	\$63,615	\$23,916	\$24,899	\$15,000
08/31/2010	2	5,851,286	45,557	24,670	70,128	69,924	23,367	45,557	0
09/30/2010	3	5,825,474	25,822	24,380	50,203	49,009	23,106	25,822	0
10/31/2010	4	5,800,253	25,221	24,273	49,494	48,305	23,084	25,221	0
11/30/2010	5	5,753,319	46,934	24,168	71,102	69,918	22,984	46,934	0
12/31/2010	6	5,727,080	25,438	23,972	49,411	49,237	22,798	25,438	0
01/31/2011	7	5,702,334	25,547	23,866	49,413	48,244	22,697	25,547	0
02/28/2011	8	5,653,348	48,888	23,780	72,745	71,582	22,598	48,888	0
03/31/2011	9	5,627,573	26,773	23,556	49,329	29,033	22,402	26,773	-19,141
04/30/2011	10	5,601,007	26,568	23,448	50,017	48,888	22,300	26,568	0
05/31/2011	11	5,553,669	47,338	23,338	70,675	69,532	22,195	47,338	0
06/30/2011	12	5,528,884	26,784	23,140	49,826	48,792	22,007	26,784	0
07/31/2011	13	5,500,665	26,219	23,029	49,246	48,120	21,801	26,219	0
08/31/2011	14	5,452,723	47,842	22,919	70,862	69,739	21,737	47,842	0
09/30/2011	15	5,425,612	27,111	22,720	49,830	48,718	21,807	27,111	0
10/31/2011	16	5,399,059	28,558	22,607	49,164	48,057	21,500	28,558	0
11/30/2011	17	5,349,781	49,284	22,486	71,790	70,666	21,394	49,284	0
12/31/2011	18	5,322,974	26,786	22,291	49,077	47,885	21,199	26,786	0
01/31/2012	19	5,298,074	28,800	22,178	49,079	47,993	21,093	28,800	0
02/29/2012	20	5,245,524	50,550	22,067	72,617	71,537	20,986	50,550	0
03/31/2012	21	5,218,389	27,138	21,956	49,881	11,895	20,786	27,135	-38,028
04/30/2012	22	5,180,497	27,882	21,743	49,835	48,570	20,678	27,882	0
05/31/2012	23	5,140,888	49,809	21,627	71,436	70,377	20,568	49,809	0
06/30/2012	24	5,112,569	28,119	21,420	49,639	48,480	20,371	28,119	0
07/31/2012	25	5,084,985	27,804	21,302	49,908	47,863	20,259	27,804	0
08/31/2012	26	5,034,520	50,445	21,187	71,832	70,595	20,180	50,445	0
09/30/2012	27	5,008,058	28,462	20,977	49,439	48,412	19,950	28,462	0
10/31/2012	28	4,978,098	27,960	20,859	48,818	47,797	19,837	27,960	0
11/30/2012	29	4,928,328	51,771	20,742	72,513	71,497	18,726	51,771	0
12/31/2012	30	4,898,127	28,200	20,526	49,727	47,721	19,521	28,200	0
01/31/2013	31	4,869,807	28,320	20,409	48,729	47,730	19,409	28,320	0
02/28/2013	32	4,816,128	53,679	20,291	73,970	72,978	19,297	53,679	0
03/31/2013	33	4,787,559	28,568	20,067	48,836	14,313	19,084	28,568	-33,340
04/30/2013	34	4,758,274	29,286	19,948	49,234	48,267	18,971	29,286	0
05/31/2013	35	4,705,893	52,411	19,826	72,337	71,288	18,855	52,411	0
06/30/2013	36	4,678,338	29,524	19,808	49,132	48,172	18,648	29,524	0
07/31/2013	37	4,647,276	29,062	19,485	48,647	47,593	18,531	29,062	0
08/31/2013	38	4,594,197	53,079	19,364	72,443	71,495	18,415	53,079	0
09/30/2013	39	4,564,312	29,885	19,142	49,028	48,090	18,205	29,885	0
10/31/2013	40	4,534,875	29,437	19,018	48,454	47,623	18,087	29,437	0
11/30/2013	41	4,480,498	54,378	18,895	73,273	72,347	17,970	54,378	0
12/31/2013	42	4,460,808	29,889	18,668	48,358	47,444	17,754	29,889	0
01/31/2014	43	4,420,993	29,616	18,545	48,301	47,452	17,637	29,616	0
02/28/2014	44	4,364,784	56,208	18,421	74,830	75,720	17,519	56,208	0
03/31/2014	45	4,334,707	30,076	18,107	49,263	18,888	17,288	30,076	-30,507
04/30/2014	46	4,303,958	30,751	18,081	48,812	47,928	17,177	30,751	0
05/31/2014	47	4,248,811	55,145	17,933	73,078	72,200	17,055	55,145	0
06/30/2014	48	4,217,810	31,002	17,703	48,705	47,638	16,836	31,002	0
07/31/2014	49	4,187,214	30,595	17,574	48,189	47,309	16,714	30,595	0
08/31/2014	50	4,131,980	65,846	17,447	73,295	72,441	16,592	65,846	0
09/30/2014	51	4,099,985	31,381	17,214	48,585	47,752	16,371	31,381	0
10/31/2014	52	4,068,998	30,989	17,083	48,072	47,236	16,247	30,989	0
11/30/2014	53	4,011,879	57,118	16,954	74,072	73,241	16,124	57,118	0
12/31/2014	54	3,980,824	31,255	16,716	47,971	47,152	15,988	31,255	0
01/31/2015	55	3,949,238	31,388	16,586	47,973	47,161	15,774	31,388	0
02/29/2015	56	3,890,368	58,868	16,455	75,323	74,517	15,649	58,868	0
03/31/2015	57	3,858,707	31,881	16,210	47,871	18,545	15,416	31,881	-27,532
04/30/2015	58	3,826,416	32,291	16,078	48,369	47,581	15,291	32,291	0
05/31/2015	59	3,768,397	58,019	15,943	73,982	73,162	15,183	58,019	0
06/30/2015	60	3,735,843	32,555	15,702	49,256	47,488	14,933	32,555	0
07/31/2015	61	3,703,638	32,207	15,568	47,773	47,010	14,804	32,207	0
08/31/2015	62	3,644,878	58,768	15,432	74,190	73,435	14,676	58,768	0
09/30/2015	63	3,611,924	32,854	15,187	48,141	47,397	14,443	32,854	0
10/31/2015	64	3,579,303	32,621	15,050	47,670	48,933	14,313	32,621	0
11/30/2015	65	3,519,308	59,997	14,914	74,911	74,181	14,183	59,997	0


12/31/2015	66	3,486,408	32,900	14,664	47,564	48,846	13,846	32,900	3,486,408	0
01/31/2016	67	3,433,388	33,040	14,927	47,567	46,855	13,815	33,040	3,433,388	0
02/28/2016	68	3,382,176	31,189	14,389	47,578	74,874	13,684	61,189	3,382,176	0
03/31/2016	69	3,358,851	33,325	14,134	47,459	22,362	13,442	33,325	3,358,851	-24,405
04/30/2016	70	3,324,843	33,808	13,995	47,803	47,218	13,310	33,808	3,324,843	0
05/31/2016	71	3,263,808	61,038	13,854	74,892	74,213	13,175	61,038	3,263,808	0
06/30/2016	72	3,229,720	34,185	13,600	47,785	47,119	12,934	34,185	3,229,720	0
07/31/2016	73	3,193,822	33,898	13,457	47,355	48,898	12,798	33,898	3,193,822	0
08/31/2016	74	3,134,007	61,816	13,316	75,131	74,479	12,664	61,816	3,134,007	0
09/30/2016	75	3,099,402	34,605	13,058	47,663	47,024	12,418	34,605	3,099,402	0
10/31/2016	76	3,065,068	34,334	12,914	47,248	46,618	12,282	34,334	3,065,068	0
11/30/2016	77	3,002,048	63,022	12,771	75,793	75,168	12,148	63,022	3,002,048	0
12/31/2016	78	2,987,418	34,828	12,509	47,138	46,524	11,898	34,828	2,987,418	0
01/31/2017	79	2,932,643	34,775	12,364	47,139	48,534	11,769	34,775	2,932,643	0
02/28/2017	80	2,868,048	64,688	12,219	76,817	76,219	11,621	64,688	2,868,048	0
03/31/2017	81	2,832,870	35,076	11,850	47,026	25,317	11,385	35,076	2,832,870	-21,124
04/30/2017	82	2,797,380	35,610	11,804	47,414	48,835	11,226	35,610	2,797,380	0
05/31/2017	83	2,737,735	59,826	11,656	71,281	70,710	11,085	59,826	2,737,735	0
06/30/2017	84	2,701,834	35,901	11,407	47,308	48,750	10,849	35,901	2,701,834	0
07/31/2017	85	2,688,165	35,879	11,268	48,936	48,383	10,706	35,879	2,688,165	0
08/31/2017	86	2,630,325	35,830	11,109	48,839	48,395	10,585	35,830	2,630,325	0
09/30/2017	87	2,593,882	36,343	10,960	47,302	48,766	10,423	36,343	2,593,882	0
10/31/2017	88	2,567,845	38,137	10,808	48,945	46,418	10,279	38,137	2,567,845	0
11/30/2017	89	2,521,205	36,641	10,658	47,298	48,778	10,138	36,641	2,521,205	0
12/31/2017	90	2,484,759	38,448	10,505	46,951	48,436	9,991	38,448	2,484,759	0
01/31/2018	91	2,448,159	36,600	10,353	48,854	48,447	9,846	36,600	2,448,159	0
02/28/2018	92	2,410,397	37,782	10,204	47,963	47,463	9,701	37,782	2,410,397	0
03/31/2018	93	2,373,481	36,916	10,043	48,880	28,704	9,551	36,916	2,373,481	-17,763
04/30/2018	94	2,338,082	37,398	9,880	47,288	48,803	9,405	37,398	2,338,082	0
05/31/2018	95	2,298,851	37,232	9,734	48,908	46,489	9,257	37,232	2,298,851	0
06/30/2018	96	2,281,146	37,705	9,579	47,283	48,814	9,109	37,705	2,281,146	0
07/31/2018	97	2,223,588	37,550	9,421	48,872	48,510	8,960	37,550	2,223,588	0
08/31/2018	98	2,185,888	37,710	9,285	48,875	48,821	8,811	37,710	2,185,888	0
09/30/2018	99	2,147,717	38,189	9,100	47,277	48,831	8,662	38,189	2,147,717	0
10/31/2018	100	2,109,886	38,032	8,949	46,881	46,542	8,511	38,032	2,109,886	0
11/30/2018	101	2,071,203	38,482	8,789	47,273	48,842	8,360	38,482	2,071,203	0
12/31/2018	102	2,032,848	38,357	8,630	48,987	46,564	8,207	38,357	2,032,848	0
01/31/2019	103	1,894,327	38,520	8,470	46,990	46,576	8,053	38,520	1,894,327	0
02/28/2019	104	1,854,824	38,503	8,310	47,812	47,405	7,903	38,503	1,854,824	0
03/31/2019	105	1,916,973	38,831	8,145	48,886	31,788	7,746	38,831	1,916,973	-14,808
04/30/2019	106	1,878,685	38,278	7,883	47,262	48,871	7,582	38,278	1,878,685	0
05/31/2019	107	1,837,612	39,103	7,820	47,002	46,619	7,437	39,103	1,837,612	0
06/30/2019	108	1,797,911	39,801	7,656	47,257	48,882	7,281	39,801	1,797,911	0
07/31/2019	109	1,765,253	32,650	7,491	40,149	39,783	7,124	32,650	1,765,253	0
08/31/2019	110	1,742,265	22,988	7,355	30,343	29,983	6,985	22,988	1,742,265	0
09/30/2019	111	1,718,942	23,324	7,258	30,883	30,228	6,904	23,324	1,718,942	0
10/31/2019	112	1,695,757	23,184	7,182	30,347	29,898	6,812	23,184	1,695,757	0
11/30/2019	113	1,672,242	23,515	7,066	30,581	20,235	6,720	23,515	1,672,242	0
12/31/2019	114	1,640,859	23,383	6,988	30,350	30,009	6,626	23,383	1,640,859	0
01/31/2020	115	1,625,378	23,482	6,870	30,362	30,018	6,534	23,482	1,625,378	0
02/29/2020	116	1,601,351	24,027	6,772	30,799	30,468	6,441	24,027	1,601,351	0
03/31/2020	117	1,577,887	23,604	6,672	30,388	18,118	6,346	23,604	1,577,887	-11,913
04/30/2020	118	1,553,666	24,000	6,574	30,574	30,252	6,252	24,000	1,553,666	0
05/31/2020	119	1,529,780	23,886	6,474	30,380	10,043	6,157	23,886	1,529,780	0
06/30/2020	120	1,505,583	24,197	6,374	30,571	30,259	6,082	24,197	1,505,583	0
07/31/2020	121	1,481,493	24,080	6,273	30,364	30,056	5,966	24,080	1,481,493	0
08/31/2020	122	1,457,300	24,193	6,173	30,388	30,083	5,871	24,193	1,457,300	0
09/30/2020	123	1,432,805	24,496	6,072	30,567	30,270	5,775	24,496	1,432,805	0
10/31/2020	124	1,408,406	24,389	5,970	30,369	30,077	5,678	24,389	1,408,406	0
11/30/2020	125	1,383,710	24,696	5,868	30,584	30,277	5,581	24,696	1,383,710	0
12/31/2020	126	1,359,102	24,608	5,765	30,373	30,091	5,483	24,608	1,359,102	0
01/31/2021	127	1,334,389	24,712	5,663	30,376	30,088	5,386	24,712	1,334,389	0
02/28/2021	128	1,308,023	25,386	5,560	30,826	30,633	5,288	25,386	1,308,023	0
03/31/2021	129	1,284,098	24,825	5,454	30,370	20,253	5,187	24,825	1,284,098	-8,858
04/30/2021	130	1,259,882	25,207	5,350	30,557	30,285	5,088	25,207	1,259,882	0
05/31/2021	131	1,233,754	25,130	5,245	30,383	30,128	4,989	25,130	1,233,754	0
06/30/2021	132	1,208,340	25,414	5,141	30,554	30,303	4,888	25,414	1,208,340	0
07/31/2021	133	1,182,987	25,353	5,035	30,307	30,141	4,780	25,353	1,182,987	0
08/31/2021	134	1,157,527	25,460	4,928	30,389	30,140	4,688	25,460	1,157,527	0
09/30/2021	135	1,131,800	25,727	4,823	30,590	30,314	4,587	25,727	1,131,800	0
10/31/2021	136	1,106,122	25,878	4,716	30,394	30,163	4,485	25,878	1,106,122	0
11/30/2021	137	1,080,184	25,938	4,609	30,547	30,321	4,383	25,938	1,080,184	0
12/31/2021	138	1,054,287	25,897	4,501	30,398	30,177	4,280	25,897	1,054,287	0
01/31/2022	139	1,028,280	26,007	4,393	30,400	30,185	4,178	26,007	1,028,280	0
02/28/2022	140	1,001,740	26,540	4,288	30,824	30,616	4,075	26,540	1,001,740	0
03/31/2022	141	875,510	26,230	4,174	30,404	22,270	3,970	26,230	875,510	-7,929
04/30/2022	142	849,035	26,475	4,065	30,540	30,341	3,866	26,475	849,035	0
05/31/2022	143	822,582	26,464	3,954	30,409	30,214	3,761	26,464	822,582	0
06/30/2022	144	895,889	28,883	3,844	30,637	30,348	3,656	28,883	895,889	0
07/31/2022	145	869,210	28,879	3,733	30,412	30,230	3,550	28,879	869,210	0
08/31/2022	146	842,417	28,793	3,622	30,414	30,237	3,444	28,793	842,417	0
09/30/2022	147	815,395	27,022	3,510	30,532	30,380	3,338	27,022	815,395	0
10/31/2022	148	788,374	27,021	3,397	30,419	30,252	3,231	27,021	788,374	0
11/30/2022	149	761,130	27,244	3,285	30,529	30,388	3,124	27,244	761,130	0
12/31/2022	150	733,878	27,262	3,171	30,423	30,288	3,018	27,262	733,878	0
01/31/2023	151	706,510	27,367	3,058	30,426	30,278	2,908	27,367	706,510	0
02/28/2023	152	678,736	27,774	2,944	30,718	30,674	2,800	27,774	678,736	0
03/31/2023	153	651,135	27,602	2,828	30,430	24,389	2,690	27,602	651,135	-5,802
04/30/2023	154	623,327	27,808	2,713	30,521	30,388	2,580	27,808	623,327	0
05/31/2023	155	595,480	27,837	2,597	30,434	30,307	2,470	27,837	595,480	0
06/30/2023	156	567,453	28,037	2,481	30,518	30,396	2,360	28,037	567,453	0
07/31/2023	157	539,378	28,074	2,364	30,438	30,323	2,248	28,074	539,378	0

08/31/2023	156	516,234	23,145	2,247	25,392	25,282	2,137	25,145	516,234	0
09/30/2023	159	503,403	12,830	2,151	14,961	14,876	2,048	12,830	503,403	0
10/31/2023	180	490,590	12,814	2,088	14,911	14,808	1,995	12,814	490,590	0
11/30/2023	181	477,654	12,936	2,044	14,900	14,060	1,944	12,936	477,654	0
12/31/2023	182	484,731	12,923	1,990	14,913	14,818	1,893	12,923	484,731	0
01/31/2024	163	451,753	12,978	1,936	14,914	14,820	1,842	12,978	451,753	0
02/29/2024	184	438,598	13,157	1,882	15,039	14,847	1,790	13,157	438,598	0
03/31/2024	165	425,507	13,089	1,827	14,917	10,994	1,738	13,089	425,507	-3,033
04/30/2024	166	412,304	13,205	1,773	14,978	14,088	1,686	13,205	412,304	0
05/31/2024	167	399,103	13,201	1,718	14,919	14,835	1,634	13,201	399,103	0
06/30/2024	188	385,791	13,312	1,663	14,974	14,893	1,581	13,312	385,791	0
07/31/2024	169	372,478	13,313	1,607	14,821	14,042	1,529	13,313	372,478	0
08/31/2024	170	359,108	13,370	1,552	14,922	14,848	1,478	13,370	359,108	0
09/30/2024	171	345,832	13,476	1,496	14,872	14,898	1,423	13,476	345,832	0
10/31/2024	172	332,148	13,484	1,440	14,924	14,853	1,370	13,484	332,148	0
11/30/2024	173	318,582	13,587	1,384	14,971	14,803	1,316	13,587	318,582	0
12/31/2024	174	304,863	13,689	1,327	14,926	14,881	1,262	13,599	304,863	0
01/31/2025	175	291,306	13,657	1,271	14,927	14,865	1,200	13,657	291,306	0
02/28/2025	176	277,472	13,834	1,214	15,048	14,989	1,154	13,834	277,472	0
03/31/2025	177	263,899	13,773	1,158	14,929	12,325	1,100	13,773	263,899	-2,548
04/30/2025	178	249,831	13,868	1,099	14,967	14,913	1,045	13,868	249,831	0
05/31/2025	179	235,940	13,881	1,041	14,932	14,881	990	13,881	235,940	0
06/30/2025	180	221,858	13,982	983	14,965	14,817	935	13,982	221,858	0
07/31/2025	181	207,948	14,009	926	14,934	14,889	880	14,009	207,948	0
08/31/2025	182	193,880	14,069	866	14,935	14,893	824	14,069	193,880	0
09/30/2025	183	179,725	14,155	808	14,903	14,923	760	14,155	179,725	0
10/31/2025	184	165,537	14,188	749	14,937	14,901	712	14,188	165,537	0
11/30/2025	185	151,288	14,271	690	14,981	14,827	658	14,271	151,288	0
12/31/2025	186	138,858	14,309	630	14,940	14,909	589	14,309	138,858	0
01/31/2026	187	122,588	14,370	571	14,941	14,913	543	14,370	122,588	0
02/28/2026	188	108,105	14,481	511	14,992	14,867	486	14,481	108,105	0
03/31/2026	189	93,612	14,493	450	14,943	-11,348	428	14,493	93,612	-28,267
04/30/2026	190	79,045	14,567	390	14,957	14,830	371	14,567	79,045	0
05/31/2026	181	64,429	14,616	329	14,945	14,929	313	14,616	64,429	0
06/30/2026	192	49,743	14,887	268	14,955	14,842	255	14,887	49,743	0
07/31/2026	193	35,002	14,740	207	14,949	14,938	197	14,740	35,002	0
08/31/2026	194	20,199	14,803	146	14,949	14,842	139	14,803	20,199	0
09/30/2026	195	5,331	14,869	84	14,953	14,948	80	14,869	5,331	0
10/31/2026	196	0	5,331	22	6,363	5,352	21	5,331	0	0
11/30/2026	197	0	0	0	0	0	0	0	0	0
12/31/2026	198	0	0	0	0	0	0	0	0	0
01/31/2027	199	0	0	0	0	0	0	0	0	0
02/28/2027	200	0	0	0	0	0	0	0	0	0
03/31/2027	201	0	0	0	0	-28,117	0	0	0	-28,117
04/30/2027	202	0	0	0	0	0	0	0	0	0
05/31/2027	203	0	0	0	0	0	0	0	0	0
06/30/2027	204	0	0	0	0	0	0	0	0	0
07/31/2027	205	0	0	0	0	0	0	0	0	0
08/31/2027	206	0	0	0	0	0	0	0	0	0
09/30/2027	207	0	0	0	0	0	0	0	0	0
10/31/2027	208	0	0	0	0	0	0	0	0	0
11/30/2027	209	0	0	0	0	0	0	0	0	0
12/31/2027	210	0	0	0	0	0	0	0	0	0
01/31/2028	211	0	0	0	0	0	0	0	0	0
02/28/2028	212	0	0	0	0	0	0	0	0	0
03/31/2028	213	0	0	0	0	-21,862	0	0	0	-21,862
04/30/2028	214	0	0	0	0	0	0	0	0	0
05/31/2028	215	0	0	0	0	0	0	0	0	0
06/30/2028	216	0	0	0	0	0	0	0	0	0
07/31/2028	217	0	0	0	0	0	0	0	0	0
08/31/2028	218	0	0	0	0	0	0	0	0	0
09/30/2028	219	0	0	0	0	0	0	0	0	0
10/31/2028	220	0	0	0	0	0	0	0	0	0
11/30/2028	221	0	0	0	0	0	0	0	0	0
12/31/2028	222	0	0	0	0	0	0	0	0	0
01/31/2029	223	0	0	0	0	0	0	0	0	0
02/28/2029	224	0	0	0	0	0	0	0	0	0
03/31/2029	225	0	0	0	0	-18,226	0	0	0	-18,226
04/30/2029	226	0	0	0	0	0	0	0	0	0
05/31/2029	227	0	0	0	0	0	0	0	0	0
06/30/2029	228	0	0	0	0	0	0	0	0	0
07/31/2029	229	0	0	0	0	0	0	0	0	0
08/31/2029	230	0	0	0	0	0	0	0	0	0
09/30/2029	231	0	0	0	0	0	0	0	0	0
10/31/2029	232	0	0	0	0	0	0	0	0	0
11/30/2029	233	0	0	0	0	0	0	0	0	0
12/31/2029	234	0	0	0	0	0	0	0	0	0
01/31/2030	235	0	0	0	0	0	0	0	0	0
02/28/2030	236	0	0	0	0	0	0	0	0	0
03/31/2030	237	0	0	0	0	-14,662	0	0	0	-14,662
04/30/2030	238	0	0	0	0	0	0	0	0	0
05/31/2030	239	0	0	0	0	0	0	0	0	0
06/30/2030	240	0	0	0	0	0	0	0	0	0
07/31/2030	241	0	0	0	0	0	0	0	0	0
08/31/2030	242	0	0	0	0	0	0	0	0	0
09/30/2030	243	0	0	0	0	0	0	0	0	0
10/31/2030	244	0	0	0	0	0	0	0	0	0
11/30/2030	245	0	0	0	0	0	0	0	0	0
12/31/2030	246	0	0	0	0	0	0	0	0	0
01/31/2031	247	0	0	0	0	0	0	0	0	0
02/28/2031	248	0	0	0	0	0	0	0	0	0
03/31/2031	249	0	0	0	0	-12,135	0	0	0	-12,135

04/30/2031	250	0	0	0	0	0	0	0	0	0	0	0
05/31/2031	251	0	0	0	0	0	0	0	0	0	0	0
06/30/2031	252	0	0	0	0	0	0	0	0	0	0	0
07/31/2031	253	0	0	0	0	0	0	0	0	0	0	0
08/31/2031	254	0	0	0	0	0	0	0	0	0	0	0
09/30/2031	255	0	0	0	0	0	0	0	0	0	0	0
10/31/2031	256	0	0	0	0	0	0	0	0	0	0	0
11/30/2031	257	0	0	0	0	0	0	0	0	0	0	0
12/31/2031	258	0	0	0	0	0	0	0	0	0	0	0
01/31/2032	259	0	0	0	0	0	0	0	0	0	0	0
02/29/2032	260	0	0	0	0	0	0	0	0	0	0	0
03/31/2032	261	0	0	0	0	0	-9,759	0	0	0	0	-9,759
04/30/2032	262	0	0	0	0	0	0	0	0	0	0	0
05/31/2032	263	0	0	0	0	0	0	0	0	0	0	0
06/30/2032	264	0	0	0	0	0	0	0	0	0	0	0
07/31/2032	265	0	0	0	0	0	0	0	0	0	0	0
08/31/2032	266	0	0	0	0	0	0	0	0	0	0	0
09/30/2032	267	0	0	0	0	0	0	0	0	0	0	0
10/31/2032	268	0	0	0	0	0	0	0	0	0	0	0
11/30/2032	269	0	0	0	0	0	0	0	0	0	0	0
12/31/2032	270	0	0	0	0	0	0	0	0	0	0	0
01/31/2033	271	0	0	0	0	0	0	0	0	0	0	0
02/28/2033	272	0	0	0	0	0	0	0	0	0	0	0
03/31/2033	273	0	0	0	0	0	-7,264	0	0	0	0	-7,264
04/30/2033	274	0	0	0	0	0	0	0	0	0	0	0
05/31/2033	275	0	0	0	0	0	0	0	0	0	0	0
06/30/2033	276	0	0	0	0	0	0	0	0	0	0	0
07/31/2033	277	0	0	0	0	0	0	0	0	0	0	0
08/31/2033	278	0	0	0	0	0	0	0	0	0	0	0
09/30/2033	279	0	0	0	0	0	0	0	0	0	0	0
10/31/2033	280	0	0	0	0	0	0	0	0	0	0	0
11/30/2033	281	0	0	0	0	0	0	0	0	0	0	0
12/31/2033	282	0	0	0	0	0	0	0	0	0	0	0
01/31/2034	283	0	0	0	0	0	0	0	0	0	0	0
02/28/2034	284	0	0	0	0	0	0	0	0	0	0	0
03/31/2034	285	0	0	0	0	0	-4,717	0	0	0	0	-4,717
04/30/2034	286	0	0	0	0	0	0	0	0	0	0	0
05/31/2034	287	0	0	0	0	0	0	0	0	0	0	0
06/30/2034	288	0	0	0	0	0	0	0	0	0	0	0
07/31/2034	289	0	0	0	0	0	0	0	0	0	0	0
08/31/2034	290	0	0	0	0	0	0	0	0	0	0	0
09/30/2034	291	0	0	0	0	0	0	0	0	0	0	0
10/31/2034	292	0	0	0	0	0	0	0	0	0	0	0
11/30/2034	293	0	0	0	0	0	0	0	0	0	0	0
12/31/2034	294	0	0	0	0	0	0	0	0	0	0	0
01/31/2035	295	0	0	0	0	0	0	0	0	0	0	0
02/26/2035	296	0	0	0	0	0	0	0	0	0	0	0
03/31/2035	297	0	0	0	0	0	-3,136	0	0	0	0	-3,136
04/30/2035	298	0	0	0	0	0	0	0	0	0	0	0
05/31/2035	299	0	0	0	0	0	0	0	0	0	0	0
06/30/2035	300	0	0	0	0	0	0	0	0	0	0	0
07/31/2035	301	0	0	0	0	0	0	0	0	0	0	0
08/31/2035	302	0	0	0	0	0	0	0	0	0	0	0
09/30/2035	303	0	0	0	0	0	0	0	0	0	0	0
10/31/2035	304	0	0	0	0	0	0	0	0	0	0	0
11/30/2035	305	0	0	0	0	0	0	0	0	0	0	0
12/31/2035	306	0	0	0	0	0	0	0	0	0	0	0
01/31/2036	307	0	0	0	0	0	0	0	0	0	0	0
02/29/2036	308	0	0	0	0	0	0	0	0	0	0	0
03/31/2036	309	0	0	0	0	0	-1,828	0	0	0	0	-1,828
04/30/2036	310	0	0	0	0	0	0	0	0	0	0	0
05/31/2036	311	0	0	0	0	0	0	0	0	0	0	0
06/30/2036	312	0	0	0	0	0	0	0	0	0	0	0
07/31/2036	313	0	0	0	0	0	0	0	0	0	0	0
08/31/2036	314	0	0	0	0	0	0	0	0	0	0	0
09/30/2036	315	0	0	0	0	0	0	0	0	0	0	0
10/31/2036	316	0	0	0	0	0	0	0	0	0	0	0
11/30/2036	317	0	0	0	0	0	0	0	0	0	0	0
12/31/2036	318	0	0	0	0	0	0	0	0	0	0	0
01/31/2037	319	0	0	0	0	0	0	0	0	0	0	0
02/28/2037	320	0	0	0	0	0	0	0	0	0	0	0
03/31/2037	321	0	0	0	0	0	-474	0	0	0	0	-474
04/30/2037	322	0	0	0	0	0	0	0	0	0	0	0
05/31/2037	323	0	0	0	0	0	0	0	0	0	0	0
06/30/2037	324	0	0	0	0	0	0	0	0	0	0	0
07/31/2037	325	0	0	0	0	0	0	0	0	0	0	0
08/31/2037	326	0	0	0	0	0	0	0	0	0	0	0
09/30/2037	327	0	0	0	0	0	0	0	0	0	0	0
10/31/2037	328	0	0	0	0	0	0	0	0	0	0	0
11/30/2037	329	0	0	0	0	0	0	0	0	0	0	0
12/31/2037	330	0	0	0	0	0	0	0	0	0	0	0
01/31/2038	331	0	0	0	0	0	0	0	0	0	0	0
02/28/2038	332	0	0	0	0	0	0	0	0	0	0	0
03/31/2038	333	0	0	0	0	0	0	0	0	0	0	0
04/30/2038	334	0	0	0	0	0	0	0	0	0	0	0
05/31/2038	335	0	0	0	0	0	0	0	0	0	0	0
06/30/2038	336	0	0	0	0	0	0	0	0	0	0	0
07/31/2038	337	0	0	0	0	0	0	0	0	0	0	0
08/31/2038	338	0	0	0	0	0	0	0	0	0	0	0
09/30/2038	339	0	0	0	0	0	0	0	0	0	0	0
10/31/2038	340	0	0	0	0	0	0	0	0	0	0	0
11/30/2038	341	0	0	0	0	0	0	0	0	0	0	0

12/31/2038	342	0	0	0	0	0	0	0	0	0	0
01/31/2039	343	0	0	0	0	0	0	0	0	0	0
02/28/2039	344	0	0	0	0	0	0	0	0	0	0
03/31/2039	345	0	0	0	0	0	0	0	0	0	0
04/30/2039	346	0	0	0	0	0	0	0	0	0	0
05/31/2039	347	0	0	0	0	0	0	0	0	0	0
06/30/2039	348	0	0	0	0	0	0	0	0	0	0
07/31/2039	349	0	0	0	0	0	0	0	0	0	0
08/31/2039	350	0	0	0	0	0	0	0	0	0	0
09/30/2039	351	0	0	0	0	0	0	0	0	0	0
10/31/2039	352	0	0	0	0	0	0	0	0	0	0
11/30/2039	353	0	0	0	0	0	0	0	0	0	0
12/31/2039	354	0	0	0	0	0	0	0	0	0	0
01/31/2040	355	0	0	0	0	0	0	0	0	0	0
02/29/2040	356	0	0	0	0	0	0	0	0	0	0
03/31/2040	357	0	0	0	0	0	0	0	0	0	0
04/30/2040	358	0	0	0	0	0	0	0	0	0	0
05/31/2040	359	0	0	0	0	0	0	0	0	0	0
06/30/2040	360	0	0	0	0	0	0	0	0	0	0
07/31/2040	361	0	0	0	0	0	0	0	0	0	0
08/31/2040	362	0	0	0	0	0	0	0	0	0	0
09/30/2040	363	0	0	0	0	0	0	0	0	0	0
10/31/2040	364	0	0	0	0	0	0	0	0	0	0
11/30/2040	365	0	0	0	0	0	0	0	0	0	0
12/31/2040	366	0	0	0	0	0	0	0	0	0	0
01/31/2041	367	0	0	0	0	0	0	0	0	0	0
02/28/2041	368	0	0	0	0	0	0	0	0	0	0
03/31/2041	369	0	0	0	0	0	0	0	0	0	0
04/30/2041	370	0	0	0	0	0	0	0	0	0	0
05/31/2041	371	0	0	0	0	0	0	0	0	0	0
06/30/2041	372	0	0	0	0	0	0	0	0	0	0
07/31/2041	373	0	0	0	0	0	0	0	0	0	0
08/31/2041	374	0	0	0	0	0	0	0	0	0	0
09/30/2041	375	0	0	0	0	0	0	0	0	0	0
10/31/2041	376	0	0	0	0	0	0	0	0	0	0
11/30/2041	377	0	0	0	0	0	0	0	0	0	0
12/31/2041	378	0	0	0	0	0	0	0	0	0	0
01/31/2042	379	0	0	0	0	0	0	0	0	0	0
02/28/2042	380	0	0	0	0	0	0	0	0	0	0
03/31/2042	381	0	0	0	0	0	0	0	0	0	0
04/30/2042	382	0	0	0	0	0	0	0	0	0	0
05/31/2042	383	0	0	0	0	0	0	0	0	0	0
06/30/2042	384	0	0	0	0	0	0	0	0	0	0
07/31/2042	385	0	0	0	0	0	0	0	0	0	0
08/31/2042	386	0	0	0	0	0	0	0	0	0	0
09/30/2042	387	0	0	0	0	0	0	0	0	0	0
10/31/2042	388	0	0	0	0	0	0	0	0	0	0
11/30/2042	389	0	0	0	0	0	0	0	0	0	0
12/31/2042	390	0	0	0	0	0	0	0	0	0	0
01/31/2043	391	0	0	0	0	0	0	0	0	0	0
02/28/2043	392	0	0	0	0	0	0	0	0	0	0
03/31/2043	393	0	0	0	0	0	0	0	0	0	0
04/30/2043	394	0	0	0	0	0	0	0	0	0	0
05/31/2043	395	0	0	0	0	0	0	0	0	0	0
06/30/2043	396	0	0	0	0	0	0	0	0	0	0
07/31/2043	397	0	0	0	0	0	0	0	0	0	0
08/31/2043	398	0	0	0	0	0	0	0	0	0	0
09/30/2043	399	0	0	0	0	0	0	0	0	0	0
10/31/2043	400	0	0	0	0	0	0	0	0	0	0
11/30/2043	401	0	0	0	0	0	0	0	0	0	0
12/31/2043	402	0	0	0	0	0	0	0	0	0	0
01/31/2044	403	0	0	0	0	0	0	0	0	0	0
02/29/2044	404	0	0	0	0	0	0	0	0	0	0
03/31/2044	405	0	0	0	0	0	0	0	0	0	0
04/30/2044	406	0	0	0	0	0	0	0	0	0	0
05/31/2044	407	0	0	0	0	0	0	0	0	0	0
06/30/2044	408	0	0	0	0	0	0	0	0	0	0
07/31/2044	409	0	0	0	0	0	0	0	0	0	0
08/31/2044	410	0	0	0	0	0	0	0	0	0	0
09/30/2044	411	0	0	0	0	0	0	0	0	0	0
10/31/2044	412	0	0	0	0	0	0	0	0	0	0
11/30/2044	413	0	0	0	0	0	0	0	0	0	0
12/31/2044	414	0	0	0	0	0	0	0	0	0	0
01/31/2045	415	0	0	0	0	0	0	0	0	0	0
02/29/2045	416	0	0	0	0	0	0	0	0	0	0
03/31/2045	417	0	0	0	0	0	0	0	0	0	0
04/30/2045	418	0	0	0	0	0	0	0	0	0	0
05/31/2045	419	0	0	0	0	0	0	0	0	0	0
06/30/2045	420	0	0	0	0	0	0	0	0	0	0
07/31/2045	421	0	0	0	0	0	0	0	0	0	0
08/31/2045	422	0	0	0	0	0	0	0	0	0	0
09/30/2045	423	0	0	0	0	0	0	0	0	0	0
10/31/2045	424	0	0	0	0	0	0	0	0	0	0
11/30/2045	425	0	0	0	0	0	0	0	0	0	0
12/31/2045	426	0	0	0	0	0	0	0	0	0	0
01/31/2046	427	0	0	0	0	0	0	0	0	0	0
02/28/2046	428	0	0	0	0	0	0	0	0	0	0
03/31/2046	429	0	0	0	0	0	0	0	0	0	0
04/30/2046	430	0	0	0	0	0	0	0	0	0	0
05/31/2046	431	0	0	0	0	0	0	0	0	0	0
Sum		5,921,753	2,064,759	7,386,512	7,487,789	1,964,093	5,921,753				

TAB 3



The projection of cash flows is based on loan amounts, dates and interest rates shown below along with the present capital plan and expected retirement of bank equities.

The capital plan, patronage rate and equity retirements may be changed at the discretion of the bank's board of directors. The following projections are intended for illustrative purposes only, are not intended to represent a commitment to a specific interest rate, and will not become part of any loan documentation.

The effective interest rate shown is the discount rate applied on a monthly basis at which the net present value of all the cash flows equal to zero (commonly called the internal rate of return).

Borrower Name	Jackson Purchase Energy
Schedule	Matching RUS Principal Repayment
Account Officer	LaDuca
Prepared by:	LaDuca
Quote Date	May 28, 2010
Origination Date	June 30, 2010
Amortization Start Date	July 31, 2010
<hr/>	
Loan Amount	\$5,921,753
Years to Maturity	16.350
Nominal Interest Rate	4.69%
Estimated Legal Fees (\$)	15,000
<hr/>	
Payments/Year	12
Amort Method	Irregular Payments
Days per Year	360
Payment Amount	\$0

Nominal Interest Rate	4.69%
Net Effective Interest Rate	3.97%
Reduction of Interest Rate	0.72%
<hr/>	
Patronage Rate	1.00%
% Cash Patronage	65.00%
Initial Capital Purchase Amount	\$0
Target Equity	8.00%
<hr/>	
Prior Year End Capital Balance	0
Avg Loan Balance - 1 year ago	0
Avg Loan Balance - 2 years ago	0
Avg Loan Balance - 3 years ago	0
Avg Loan Balance - 4 years ago	0
Avg Loan Balance - 5 years ago	0
Avg Loan Balance - 6 years ago	0
Avg Loan Balance - 7 years ago	0
Avg Loan Balance - 8 years ago	0

Exhibit A

Year	Principal Advance	Principal Payments	Interest Payments	Capital Purchases	Cash Patronage	Capital Retired in Cash	Net Cash Flow	Patronage Paid as Capital	Capital Balance	End of Period Loan Balance	1 Year Avg Loan Balance	10 Year Avg Loan Balance	Target Equity
	A	B	C	D	E	F	G	H	I	J	K	L	M
2010	5,921,753	193,873	154,336	0	0	0	5,573,545	10,307	10,307	5,727,880	2,944,838	294,484	23,559
2011	0	404,906	263,595	0	19,141	0	-649,360	19,399	29,706	5,322,974	5,542,454	848,729	67,898
2012	0	424,847	243,925	0	16,026	0	-632,746	17,952	47,658	4,896,127	5,129,217	1,361,651	108,932
2013	0	447,319	223,227	0	33,340	0	-637,206	16,427	64,085	4,450,808	4,693,422	1,830,993	146,479
2014	0	470,184	201,465	0	30,507	0	-641,142	14,825	78,910	3,980,624	4,235,709	2,254,564	180,365
2015	0	494,218	178,590	0	27,532	0	-645,276	13,141	92,051	3,486,406	3,754,599	2,630,024	210,402
2016	0	518,987	154,565	0	24,405	0	-649,147	11,375	103,425	2,967,418	3,249,859	2,955,010	236,401
2017	0	482,659	120,004	0	21,124	0	-591,538	9,565	112,990	2,484,759	2,732,812	3,228,291	258,263
2018	0	451,913	108,381	0	17,763	0	-542,531	7,974	120,964	2,032,846	2,278,267	3,456,118	276,489
2019	0	383,987	87,196	0	14,809	0	-456,374	6,415	127,379	1,648,859	1,832,785	3,639,396	291,152
2020	0	289,758	72,143	0	11,913	0	-349,988	5,309	132,688	1,359,102	1,516,836	3,496,596	279,728
2021	0	304,815	58,037	0	9,859	0	-352,992	4,270	136,957	1,054,287	1,219,858	3,064,336	245,147
2022	0	320,409	43,208	0	7,929	0	-355,688	3,178	140,135	733,878	907,961	2,642,211	211,377
2023	0	269,147	28,070	0	5,902	0	-291,316	2,064	142,199	464,731	589,656	2,231,834	178,547
2024	0	159,768	18,647	0	3,833	0	-174,582	1,372	143,571	304,963	391,961	1,847,459	147,797
2025	0	168,007	10,872	0	2,548	0	-176,330	799	144,370	136,936	228,264	1,494,826	119,586
2026	0	136,956	2,833	0	1,484	24,784	-113,522	207	119,793	0	59,231	1,175,763	94,061
2027	0	0	0	0	385	25,732	26,117	0	94,061	0	0	902,482	72,199
2028	0	0	0	0	0	21,862	21,862	0	72,199	0	0	674,655	53,972
2029	0	0	0	0	0	18,226	18,226	0	53,972	0	0	491,377	39,310
2030	0	0	0	0	0	14,662	14,662	0	39,310	0	0	339,693	27,175
2031	0	0	0	0	0	12,135	12,135	0	27,175	0	0	217,707	17,417
2032	0	0	0	0	0	9,759	9,759	0	17,417	0	0	126,911	10,153
2033	0	0	0	0	0	7,264	7,264	0	10,153	0	0	67,946	5,436
2034	0	0	0	0	0	4,717	4,717	0	5,436	0	0	28,749	2,300
2035	0	0	0	0	0	3,136	3,136	0	2,300	0	0	5,923	474
2036	0	0	0	0	0	1,826	1,826	0	474	0	0	0	0
2037	0	0	0	0	0	474	474	0	0	0	0	0	0
2038	0	0	0	0	0	0	0	0	0	0	0	0	0
2039	0	0	0	0	0	0	0	0	0	0	0	0	0
2040	0	0	0	0	0	0	0	0	0	0	0	0	0
2041	0	0	0	0	0	0	0	0	0	0	0	0	0
2042	0	0	0	0	0	0	0	0	0	0	0	0	0
2043	0	0	0	0	0	0	0	0	0	0	0	0	0
2044	0	0	0	0	0	0	0	0	0	0	0	0	0
2045	0	0	0	0	0	0	0	0	0	0	0	0	0
2046	0	0	0	0	0	0	0	0	0	0	0	0	0
2047	0	0	0	0	0	0	0	0	0	0	0	0	0
2048	0	0	0	0	0	0	0	0	0	0	0	0	0
2049	0	0	0	0	0	0	0	0	0	0	0	0	0
2050	0	0	0	0	0	0	0	0	0	0	0	0	0
2051	0	0	0	0	0	0	0	0	0	0	0	0	0
2052	0	0	0	0	0	0	0	0	0	0	0	0	0
2053	0	0	0	0	0	0	0	0	0	0	0	0	0
2054	0	0	0	0	0	0	0	0	0	0	0	0	0
2055	0	0	0	0	0	0	0	0	0	0	0	0	0
2056	0	0	0	0	0	0	0	0	0	0	0	0	0
2057	0	0	0	0	0	0	0	0	0	0	0	0	0
TOTAL	<u>\$5,921,753</u>	<u>\$5,921,753</u>	<u>\$1,979,093</u>	<u>\$0</u>	<u>\$268,300</u>	<u>\$144,577</u>		<u>\$144,577</u>					

Exhibit A



Rural America's Cooperative Bank

Projection of Cash Flows and Effective Interest Rates

The following provides a column-by-column description of CoBank's Loan Rate Model. The Loan Rate Model provides projections of cash flows and effective interest rates based upon the assumptions given for each printout.

- Column C reflects the principal advances on the loan.
- Column E reflects the periodic principal payments.
- Column F reflects the periodic interest payments.
- Column H shows the capital purchases required based upon the assumptions. A new borrower must purchase \$1,000 capital.
- Column I reflects the cash patronage. Total patronage is calculated as a percentage of the one year average loan balance. CoBank is required by statute to pay a minimum of 20 percent patronage capital allocated to a borrower during each year in cash.
- Column J shows capital retirements in cash.
- Column K reflects the net cash flow for the borrower throughout the term of the loan.
- Column L reflects the allocated patronage used to purchase additional capital in CoBank. This represents the balance of the capital allocated each year which was not paid in cash.
- Column M shows the balance of purchased and allocated capital on a cumulative basis each year.
- Column N reflects the loan balance at the end of the year.
- Column O represents the one year average loan balance which is the basis for annual patronage.
- Column P represents average ten year loan balance which is the basis for determining the capital target for the borrower.
- Column Q shows the target equity for the borrower based upon the ten year average loan balance.

Exhibit A

TAB 4

Refinancing Process

A refinancing of secured debt is permitted under the RUS Mortgage. Included below is an excerpt from the RUS Mortgage providing for such refinancing. CoBank can provide electronic copies of all CoBank documents.

The specific steps for refinancing RUS notes are:

1. Provide CoBank with your RUS form 613 (Quarterly RUS Statement of Loan Account) in order to analyze notes beneficial to refinance.
2. CoBank completes due diligence and provides loan commitment.
3. Provide notice to RUS of prepayment, designating notes to be prepaid and request for payoff memorandum. This notice must be at least four business days before the desired pay off date.
 - RUS Payoff Information: Direct Loan and Grant Branch (DLGB)
 - Telephone: 314-457-4049 or 314-457-4083
 - Fax: 314-457-4283 or 314-457-4284
 - Email: dlgb@stl.rural.usda.gov
 - Cash Transmittal Questions: Cash Management Branch (CMB)
 - Telephone: 314-457-4021
4. Obtain and forward to CoBank, RUS prepared spreadsheet setting forth principal and interest to be paid off.
5. Apply and obtain any required regulatory approval as defined by applicable state.
6. Provide borrowing resolution and return all executed loan documents to CoBank.
7. Borrower notifies CoBank as to whether prior period amounts due will be delivered to CoBank or if it will be drawn from borrower's CoBank line of credit for final settlement of RUS notes.
8. Principal balance and interest wired by CoBank to RUS paying off notes.
9. Supplemental mortgages filing complete and opinion of counsel delivered to CoBank.

Excerpt from Article II of the RUS Mortgage

SECTION 2.02. Refunding or Refinancing Notes: The Mortgagor shall also have the right without the consent of any Mortgagee or any Noteholder to issue Additional Notes for the purpose of refunding or refinancing any Notes so long as the total amount of outstanding indebtedness evidenced by such Additional Note or Notes is not greater than 105% of the then outstanding principal balance of the Note or Notes being refunded or refinanced. PROVIDED, HOWEVER, that the Mortgagor may not exercise its rights under this Section if an Event of Default has occurred and is continuing, or any event which with the giving of notice or lapse of time or both would become an Event of Default has occurred and is continuing. On or before the first advance of proceeds from Notes issued under this section, the Mortgagor shall notify each Mortgagee of the refunding or refinancing. Additional Notes issued pursuant to this Section [2.02] will thereupon be secured equally and ratably with the Notes.

Jackson Purchase Energy Corp.

**RUS Refinancing Term Loan
\$3,344,239.29
(Final Adjusted Loan Amount)
CoBank Loan Number- RX0731T8**

May 28, 2010

Table of Contents

Executive Summary

- 1. Existing RUS Loan Profile & Summary Analysis**
- 2. Side by Side Comparison of RUS Notes and CoBank Loan**
- 3. CoBank Patronage and Effective Cost of Borrowing - RUS Notes**
- 4. Closing Procedures**

Executive Summary

Jackson Purchase Energy Corp. (Jackson Purchase) currently holds approximately \$3.3 million in RUS debt at an interest rate of 5%, which would qualify for CoBank refinancing at a life time fixed rate currently of 4.90%. At such a rate, CoBank's patronage refunds would result in an effective rate of approximately 4.15%, an effective savings of 75 basis points. The total projected savings amounts to \$367,541 with a present value of \$215,394. CoBank requests Jackson Purchase's consideration as lender for these loans. Such refinancing of mortgage debt is permitted by RUS under Article II, Section 2.02 of the Mortgage.

We have enclosed for your review a profile of existing eligible notes including a comparison of savings opportunity (Tab 1), a side by side comparison of the RUS loans' interest cost versus CoBank's loan interest cost and patronage payments (Tab 2), an analysis of CoBank's Patronage Refunds, Capital Plan and Effective Cost of Borrowing (Tab 3) and a summary of anticipated closing procedures (Tab 4).

We propose to consolidate the two RUS notes into a single note with a principal repayment schedule matching the consolidated scheduled principal payments of all of the RUS refinanced notes (18.52 years). This would decrease Jackson Purchase's administration while, at the same time, not increase principal debt service.

CoBank is pleased to have this opportunity to present this information as part of its effort to find innovative ways for Jackson Purchase to enhance its success. This booklet is not a commitment to lend or an offer to make a loan. A commitment shall be in the form of a loan agreement upon receipt of an acceptable application, resolution, and other documentation as required by CoBank. Thank you for your consideration.

TAB 1

RUS notes proposed for refinancing:

Note ID	Principal Balance Per RUS	Final Payment Date	Years Remaining	Weighted Average Life
1B300	1,672,126.11	12/31/2028	18.52	10.63
1B305	1,672,126.11	12/31/2028	18.52	10.63
Totals	3,344,252.22		18.52	10.63

CoBank originally estimated that the total loan balance for the loans listed above was in the amount of \$3,344,255.04 reflecting an overage in the final loan amount of \$2.82 when compared to the final RUS payoff amount. The overage was due to rounding differences between CoBank's modeling software and RUS' loan records. In order to correct this overage amount of \$2.82 along with the \$12.93 overage that occurred in Jackson Purchase's \$5,921,739.94 (note number RX0731T7), CoBank reduced this loan by \$15.75 from \$3,344,255.04 to a final loan amount of \$3,344,239.29. CoBank and Jackson Purchase agreed to reduce this loan by \$15.75 since it has the higher interest rate and is of a longer tenor (18.52 years versus 16.35 years).

Interest Savings (over life of notes):

<u>Total Interest RUS @ 5.00%</u>	<u>Total Interest CoBank @ 4.90%</u>	<u>Total Savings</u>
\$1,781,741	\$1,770,623	\$11,118
CoBank Cash Patronage Refund:		\$231,675
CoBank Stock Patronage Refund:		<u>\$124,748</u>
Total Life Time Benefit:		<u>\$367,541</u>
Present Value of Benefit (discounted @ 4.90%)		<u>\$215,394</u>

There are no prepayment penalties arising from prepayment of RUS debt. CoBank would document this transaction using outside counsel to be paid by Jackson Purchase.

TAB 2

**Jackson Purchase Energy
Annual Summary**
Scenario - Matching RUS Principal Repayment

Loan Amount	\$3,344,239
CoBank Loan Interest Rate	4.90%
Lifetime Cash Flow Savings	\$367,541
Lifetime CoBank Patronage	\$356,423
Lifetime Interest Savings	\$11,118
Lifetime NPV Benefit	\$215,394

	Combined RUS Loans					CoBank Loan				
	Principal Balance	Annual Principal Payment	Annual Interest Payment	Total Ann Cash Flow	Annual Cash Flow Differential	Total Ann Cash Flow	Annual Interest Payment	Annual Principal Payment	Principal Balance	Patronage Refund
2010	\$3,208,885	\$95,344	\$83,034	\$138,379	\$266	\$138,114	\$82,769	\$55,344	\$3,288,896	\$0
2011	\$3,172,542	\$116,353	\$161,785	\$278,137	\$11,817	\$286,221	\$180,751	\$116,353	\$3,172,542	-\$10,003
2012	\$3,050,088	\$121,854	\$156,951	\$277,705	\$22,026	\$255,679	\$164,855	\$121,854	\$3,050,688	-\$21,030
2013	\$2,822,149	\$128,540	\$149,589	\$278,139	\$21,215	\$258,923	\$148,643	\$128,540	\$2,922,149	-\$20,280
2014	\$2,787,032	\$135,116	\$143,023	\$278,139	\$20,360	\$257,780	\$142,110	\$135,116	\$2,787,032	-\$18,446
2015	\$2,845,003	\$142,029	\$138,111	\$278,140	\$18,461	\$259,679	\$135,242	\$142,029	\$2,845,003	-\$18,591
2016	\$2,496,084	\$148,919	\$128,861	\$277,780	\$18,516	\$259,264	\$128,038	\$148,919	\$2,496,084	-\$17,692
2017	\$2,339,170	\$156,914	\$121,227	\$278,142	\$17,525	\$260,616	\$120,453	\$156,914	\$2,339,170	-\$18,761
2018	\$2,174,227	\$164,942	\$113,200	\$278,143	\$18,481	\$281,882	\$112,477	\$164,942	\$2,174,227	-\$15,757
2019	\$2,000,848	\$173,381	\$104,702	\$278,144	\$15,303	\$262,761	\$104,093	\$173,381	\$2,000,848	-\$14,714
2020	\$1,810,878	\$181,968	\$95,904	\$277,872	\$14,228	\$263,643	\$95,292	\$181,968	\$1,810,878	-\$13,817
2021	\$1,627,317	\$191,561	\$86,584	\$278,145	\$13,019	\$285,126	\$86,031	\$191,561	\$1,627,317	-\$12,466
2022	\$1,425,955	\$201,382	\$78,784	\$278,146	\$11,744	\$266,403	\$78,294	\$201,382	\$1,425,955	-\$11,253
2023	\$1,214,291	\$211,684	\$68,483	\$278,148	\$10,404	\$267,744	\$68,059	\$211,684	\$1,214,291	-\$9,979
2024	\$991,968	\$222,322	\$55,662	\$277,983	\$8,999	\$288,989	\$55,307	\$222,322	\$991,968	-\$8,840
2025	\$758,101	\$233,888	\$44,282	\$278,150	\$7,517	\$270,633	\$43,999	\$233,888	\$758,101	-\$7,234
2026	\$512,288	\$245,833	\$32,318	\$278,151	\$5,960	\$272,191	\$32,112	\$245,833	\$512,288	-\$5,753
2027	\$253,858	\$258,410	\$19,743	\$278,153	\$4,324	\$273,829	\$19,818	\$258,410	\$253,858	-\$4,198
2028	\$0	\$263,858	\$6,525	\$260,282	\$15,814	\$244,769	\$8,483	\$253,858	\$0	-\$15,572
2029	\$0	\$0	\$0	\$0	\$18,370	-\$10,370	\$0	\$0	\$0	-\$18,370
2030	\$0	\$0	\$0	\$0	\$16,759	-\$16,759	\$0	\$0	\$0	-\$16,759
2031	\$0	\$0	\$0	\$0	\$15,343	-\$15,343	\$0	\$0	\$0	-\$15,343
2032	\$0	\$0	\$0	\$0	\$13,850	-\$13,850	\$0	\$0	\$0	-\$13,850
2033	\$0	\$0	\$0	\$0	\$12,282	-\$12,282	\$0	\$0	\$0	-\$12,282
2034	\$0	\$0	\$0	\$0	\$10,634	-\$10,634	\$0	\$0	\$0	-\$10,634
2035	\$0	\$0	\$0	\$0	\$8,904	-\$8,904	\$0	\$0	\$0	-\$8,904
2036	\$0	\$0	\$0	\$0	\$7,081	-\$7,081	\$0	\$0	\$0	-\$7,081
2037	\$0	\$0	\$0	\$0	\$5,167	-\$5,167	\$0	\$0	\$0	-\$5,167
2038	\$0	\$0	\$0	\$0	\$3,154	-\$3,154	\$0	\$0	\$0	-\$3,154
2039	\$0	\$0	\$0	\$0	\$1,041	-\$1,041	\$0	\$0	\$0	-\$1,041
2040	\$0	\$0	\$0	\$0	\$0	\$0	\$0	\$0	\$0	\$0
2041	\$0	\$0	\$0	\$0	\$0	\$0	\$0	\$0	\$0	\$0
2042	\$0	\$0	\$0	\$0	\$0	\$0	\$0	\$0	\$0	\$0
2043	\$0	\$0	\$0	\$0	\$0	\$0	\$0	\$0	\$0	\$0
2044	\$0	\$0	\$0	\$0	\$0	\$0	\$0	\$0	\$0	\$0
2045	\$0	\$0	\$0	\$0	\$0	\$0	\$0	\$0	\$0	\$0
Sum		\$3,344,239	\$1,761,741	\$5,125,981	\$387,541	\$4,758,440	\$1,770,623	\$3,344,239		\$356,423

Scenario - Matching RUS Principal Repayment

EXISTING RUS LOANS

Beginning Loan Balance \$ 3,344,239.29
 Final Payment Date 12/31/28
 Remaining Monthly Pmts 222
 Initial RUS Monthly Pmt \$22,909.81
 Roll Forward Date 08/30/2010

CoBANK REFINANCING LOAN

Beginning Loan Balance \$ 3,344,239.29
 Final Payment Date 12/31/28
 Remaining Monthly Pmts 222
 CoBANK Interest Rate 4.90%
 Legal Costs \$0

Lifetime Interest \$1,781,741
 Present Value of RUS Cash Flow \$3,344,239

Lifetime Interest \$1,770,823
 Present Value of CoBank Cash Flow \$3,344,239

NPV Benefit of Refi \$1,000,000

Combined RUS Loans

CoBank Loan

	Payment Number	Principal Balance	Principal Payment	Interest Payment	Total Cash Flow	Total Cash Flow	Interest Payment	Principal Payment	Principal Balance	Legal Cost/ Pat. Refund
	0	\$3,344,239							\$3,344,239	
08/30/2010	1	3,335,284	\$8,976	\$13,834	\$22,810	\$23,088	\$14,111	\$8,976	3,335,284	\$0
08/31/2010	2	3,326,250	8,014	13,897	22,811	22,822	13,008	8,014	3,326,280	0
09/30/2010	3	3,316,743	9,808	13,859	23,667	23,270	13,771	9,508	3,316,743	0
10/31/2010	4	3,307,650	9,082	13,820	22,912	22,824	13,731	8,082	3,307,650	0
11/30/2010	5	3,298,066	8,584	13,782	23,368	23,278	13,694	8,584	3,298,066	0
12/31/2010	6	3,288,896	9,172	13,742	22,914	22,826	13,654	9,172	3,288,896	0
01/31/2011	7	3,279,684	9,211	13,704	22,914	22,827	13,616	9,211	3,279,684	0
02/28/2011	8	3,269,087	10,597	13,665	24,263	24,175	13,578	10,597	3,269,087	0
03/31/2011	9	3,269,792	9,295	13,821	22,910	11,845	13,531	9,295	3,269,792	-10,803
04/30/2011	10	3,250,012	8,781	13,582	23,363	23,276	13,496	9,781	3,250,012	0
05/31/2011	11	3,240,838	9,378	13,542	22,917	22,831	13,455	9,378	3,240,838	0
06/30/2011	12	3,230,777	8,859	13,503	23,362	23,278	13,418	9,859	3,230,777	0
07/31/2011	13	3,221,319	8,457	13,462	22,919	22,833	13,376	9,457	3,221,319	0
08/31/2011	14	3,211,822	8,497	13,422	22,920	22,834	13,336	9,497	3,211,822	0
09/30/2011	15	3,201,844	9,978	13,383	23,380	23,275	13,287	9,978	3,201,844	0
10/31/2011	16	3,192,264	8,580	13,341	22,921	22,838	13,258	9,580	3,192,264	0
11/30/2011	17	3,182,206	10,059	13,301	23,359	23,274	13,216	10,059	3,182,206	0
12/31/2011	18	3,172,542	8,664	13,259	22,923	22,839	13,174	9,664	3,172,542	0
01/31/2012	19	3,162,838	9,708	13,219	22,924	22,839	13,134	9,708	3,162,838	0
02/29/2012	20	3,152,225	10,612	13,178	23,791	23,707	13,094	10,612	3,152,225	0
03/31/2012	21	3,142,434	8,701	13,134	22,925	1,811	13,050	9,791	3,142,434	-21,020
04/30/2012	22	3,132,171	10,283	13,093	23,358	23,273	13,010	10,283	3,132,171	0
05/31/2012	23	3,122,295	8,876	13,051	22,927	22,843	12,987	9,876	3,122,295	0
06/30/2012	24	3,111,860	10,348	13,010	23,365	23,272	12,826	10,348	3,111,860	0
07/31/2012	25	3,101,888	8,862	12,866	22,828	22,846	12,804	9,862	3,101,888	0
08/31/2012	26	3,091,983	10,004	12,925	22,929	22,847	12,842	10,004	3,091,983	0
09/30/2012	27	3,081,613	10,470	12,883	23,354	23,271	12,801	10,470	3,081,613	0
10/31/2012	28	3,071,422	10,091	12,840	22,931	22,849	12,758	10,091	3,071,422	0
11/30/2012	29	3,060,887	10,555	12,708	23,352	23,271	12,716	10,555	3,060,887	0
12/31/2012	30	3,050,888	10,179	12,754	22,932	22,851	12,672	10,179	3,050,888	0
01/31/2013	31	3,040,466	10,222	12,711	22,933	22,852	12,830	10,222	3,040,466	0
02/28/2013	32	3,028,951	11,516	12,669	24,184	24,103	12,588	11,516	3,028,951	0
03/31/2013	33	3,018,637	10,314	12,621	22,935	2,695	12,540	10,314	3,018,637	-20,280
04/30/2013	34	3,007,865	10,772	12,578	23,348	23,268	12,497	10,772	3,007,865	0
05/31/2013	35	2,997,481	10,404	12,533	22,937	22,857	12,453	10,404	2,997,481	0
06/30/2013	36	2,988,603	10,859	12,409	23,349	23,260	12,460	10,859	2,988,603	0
07/31/2013	37	2,978,108	10,484	12,444	22,838	22,859	12,365	10,484	2,978,108	0
08/31/2013	38	2,968,570	10,539	12,400	22,939	22,860	12,321	10,539	2,968,570	0
09/30/2013	39	2,954,500	10,990	12,357	23,348	23,287	12,278	10,990	2,954,500	0
10/31/2013	40	2,943,950	10,830	12,311	22,841	22,882	12,232	10,830	2,943,950	0
11/30/2013	41	2,932,871	11,079	12,266	23,345	23,287	12,188	11,079	2,932,871	0
12/31/2013	42	2,922,148	10,722	12,220	22,943	22,885	12,142	10,722	2,922,148	0
01/31/2014	43	2,911,381	10,788	12,178	22,844	22,888	12,098	10,788	2,911,381	0
02/28/2014	44	2,899,370	12,010	12,131	24,141	24,063	12,053	12,010	2,899,370	0
03/31/2014	45	2,888,508	10,865	12,081	22,949	3,422	12,004	10,865	2,888,508	-19,448
04/30/2014	46	2,877,199	11,308	12,036	23,342	23,285	11,958	11,308	2,877,199	0
05/31/2014	47	2,866,241	10,859	11,988	22,847	22,871	11,912	10,859	2,866,241	0
06/30/2014	48	2,854,843	11,398	11,943	23,341	23,284	11,866	11,398	2,854,843	0
07/31/2014	49	2,843,789	11,054	11,895	22,849	22,873	11,819	11,054	2,843,789	0
08/31/2014	50	2,832,680	11,101	11,849	22,950	22,874	11,773	11,101	2,832,680	0
09/30/2014	51	2,821,152	11,538	11,803	23,338	23,263	11,727	11,538	2,821,152	0
10/31/2014	52	2,809,955	11,197	11,755	22,982	22,877	11,680	11,197	2,809,955	0
11/30/2014	53	2,798,328	11,629	11,708	23,337	23,263	11,633	11,629	2,798,328	0
12/31/2014	54	2,787,032	11,294	11,660	22,953	22,879	11,585	11,294	2,787,032	0
01/31/2015	55	2,775,891	11,342	11,613	22,854	22,800	11,538	11,342	2,775,891	0
02/28/2015	56	2,763,160	12,531	11,565	24,098	24,022	11,491	12,531	2,763,160	0
03/31/2015	57	2,751,717	11,443	11,513	22,856	4,292	11,440	11,443	2,751,717	-18,591
04/30/2015	58	2,739,848	11,869	11,465	23,334	23,281	11,392	11,869	2,739,848	0
05/31/2015	59	2,728,306	11,942	11,416	22,958	22,885	11,343	11,942	2,728,306	0
06/30/2015	60	2,716,341	11,865	11,368	23,333	23,280	11,295	11,865	2,716,341	0
07/31/2015	61	2,704,700	11,842	11,318	22,980	22,888	11,246	11,842	2,704,700	0
08/31/2015	62	2,693,008	11,891	11,270	22,861	22,808	11,198	11,891	2,693,008	0
09/30/2015	63	2,680,898	12,110	11,221	23,331	23,259	11,149	12,110	2,680,898	0
10/31/2015	64	2,668,106	11,782	11,170	22,983	22,891	11,099	11,782	2,668,106	0
11/30/2015	65	2,656,898	12,208	11,121	23,329	23,258	11,050	12,208	2,656,898	0

12/31/2015	66	2,645,003	11,884	11,070	22,965	22,894	11,000	11,894	2,645,003	0
01/31/2016	67	2,633,059	11,845	11,021	22,966	22,895	10,950	11,945	2,633,059	0
02/29/2016	68	2,620,342	12,717	10,971	23,680	23,616	10,901	12,717	2,620,342	0
03/31/2016	69	2,608,292	12,050	10,918	22,968	5,205	10,848	12,050	2,608,292	-17,682
04/30/2016	70	2,595,834	12,458	10,868	23,328	23,256	10,798	12,458	2,595,834	0
05/31/2016	71	2,583,680	12,154	10,816	22,970	22,901	10,747	12,154	2,583,680	0
06/30/2016	72	2,571,121	12,659	10,765	23,325	23,256	10,697	12,659	2,571,121	0
07/31/2016	73	2,558,863	12,259	10,713	22,972	22,903	10,645	12,259	2,558,863	0
08/31/2016	74	2,546,882	12,311	10,662	22,973	22,904	10,594	12,311	2,546,882	0
09/30/2016	76	2,533,840	12,712	10,611	23,322	23,255	10,543	12,712	2,533,840	0
10/31/2016	76	2,521,423	12,417	10,560	22,975	22,907	10,490	12,417	2,521,423	0
11/30/2016	77	2,509,808	12,816	10,506	23,321	23,254	10,439	12,816	2,509,808	0
12/31/2016	78	2,496,084	12,524	10,453	22,977	22,910	10,388	12,524	2,496,084	0
01/31/2017	79	2,483,507	12,677	10,400	22,978	22,911	10,334	12,577	2,483,507	0
02/28/2017	80	2,489,858	13,051	10,348	23,099	23,033	10,282	13,051	2,489,858	0
03/31/2017	81	2,457,167	12,689	10,291	22,980	6,163	10,226	12,689	2,457,167	-16,761
04/30/2017	82	2,444,088	13,079	10,236	23,317	23,262	10,173	13,079	2,444,088	0
05/31/2017	83	2,431,290	12,798	10,184	22,982	22,917	10,119	12,798	2,431,290	0
06/30/2017	84	2,418,104	13,185	10,130	23,310	23,251	10,066	13,185	2,418,104	0
07/31/2017	85	2,405,186	12,800	10,075	22,984	22,919	10,011	12,908	2,405,186	0
08/31/2017	86	2,392,233	12,983	10,022	22,985	22,921	9,958	12,983	2,392,233	0
09/30/2017	87	2,378,887	13,346	9,968	23,314	23,250	9,904	13,348	2,378,887	0
10/31/2017	88	2,365,812	13,075	9,912	22,987	22,924	9,849	13,075	2,365,812	0
11/30/2017	89	2,352,357	13,455	9,856	23,312	23,249	9,795	13,455	2,352,357	0
12/31/2017	90	2,339,170	13,188	9,801	22,989	22,926	9,739	13,188	2,339,170	0
01/31/2018	91	2,326,928	13,244	9,747	22,990	22,928	9,684	13,244	2,326,928	0
02/28/2018	92	2,311,670	14,256	9,691	23,947	23,885	9,629	14,256	2,311,670	0
03/31/2018	93	2,298,310	13,300	9,632	22,992	7,173	9,570	13,360	2,298,310	-15,757
04/30/2018	94	2,284,578	13,732	9,576	23,308	23,247	9,519	13,732	2,284,578	0
05/31/2018	95	2,271,103	13,475	9,519	22,994	22,934	9,468	13,475	2,271,103	0
06/30/2018	96	2,267,259	13,844	9,463	23,307	23,248	9,402	13,844	2,267,259	0
07/31/2018	97	2,243,668	13,591	9,405	22,997	22,937	9,345	13,591	2,243,668	0
08/31/2018	98	2,230,019	13,849	9,349	22,988	22,938	9,289	13,849	2,230,019	0
09/30/2018	99	2,216,008	14,013	9,292	23,304	23,245	9,232	14,013	2,216,008	0
10/31/2018	100	2,202,239	13,767	9,233	23,000	22,941	9,174	13,767	2,202,239	0
11/30/2018	101	2,188,112	14,127	9,176	23,303	23,244	9,117	14,127	2,188,112	0
12/31/2018	102	2,174,227	13,885	9,117	23,002	22,944	9,059	13,885	2,174,227	0
01/31/2019	103	2,160,283	13,944	9,059	23,003	22,945	9,001	13,944	2,160,283	0
02/28/2019	104	2,145,382	14,091	9,001	23,892	23,835	8,944	14,091	2,145,382	0
03/31/2019	105	2,131,328	14,088	8,939	23,006	8,235	8,882	14,066	2,131,328	-14,714
04/30/2019	108	2,116,908	14,410	8,881	23,289	23,242	8,824	14,418	2,116,908	0
05/31/2019	107	2,102,720	14,187	8,820	23,008	22,962	8,764	14,187	2,102,720	0
06/30/2019	108	2,088,184	14,536	8,761	23,297	23,241	8,705	14,538	2,088,184	0
07/31/2019	109	2,073,875	14,309	8,701	23,010	22,955	8,645	14,309	2,073,875	0
08/31/2019	110	2,059,505	14,370	8,641	23,011	22,956	8,586	14,370	2,059,505	0
09/30/2019	111	2,044,791	14,713	8,581	23,295	23,240	8,526	14,713	2,044,791	0
10/31/2019	112	2,030,298	14,484	8,520	23,014	22,959	8,466	14,484	2,030,298	0
11/30/2019	113	2,015,464	14,833	8,460	23,293	23,239	8,406	14,833	2,015,464	0
12/31/2019	114	2,000,848	14,616	8,398	23,016	22,962	8,344	14,618	2,000,848	0
01/31/2020	115	1,986,166	14,880	8,337	23,017	22,984	8,284	14,600	1,986,166	0
02/28/2020	118	1,970,879	15,287	8,278	23,582	23,510	8,223	15,287	1,970,879	0
03/31/2020	117	1,956,072	14,808	8,212	23,020	9,350	8,160	14,808	1,956,072	-13,817
04/30/2020	118	1,940,933	15,138	8,150	23,289	23,237	8,098	15,138	1,940,933	0
05/31/2020	119	1,925,998	14,835	8,087	23,022	22,970	8,038	14,835	1,925,998	0
06/30/2020	120	1,910,736	15,262	8,028	23,287	23,236	7,974	15,262	1,910,736	0
07/31/2020	121	1,895,873	16,083	7,981	23,024	22,973	7,911	15,083	1,895,873	0
08/31/2020	122	1,880,546	15,127	7,899	23,028	22,975	7,848	15,127	1,880,546	0
09/30/2020	123	1,865,098	15,449	7,836	23,284	23,234	7,788	15,449	1,865,098	0
10/31/2020	124	1,849,841	15,257	7,771	23,028	22,978	7,722	15,257	1,849,841	0
11/30/2020	125	1,834,288	16,676	7,708	23,283	23,233	7,658	16,676	1,834,288	0
12/31/2020	126	1,818,878	15,388	7,643	23,030	22,982	7,594	15,388	1,818,878	0
01/31/2021	127	1,803,425	16,453	7,578	23,032	22,983	7,530	16,453	1,803,425	0
02/28/2021	128	1,787,185	16,260	7,514	23,774	23,726	7,466	16,260	1,787,185	0
03/31/2021	129	1,771,578	15,598	7,447	23,034	10,520	7,399	15,598	1,771,578	-12,466
04/30/2021	130	1,755,681	16,897	7,382	23,278	23,231	7,334	15,897	1,755,681	0
05/31/2021	131	1,739,960	15,721	7,315	23,037	22,980	7,269	15,721	1,739,960	0
06/30/2021	132	1,723,933	16,027	7,250	23,278	23,230	7,204	16,027	1,723,933	0
07/31/2021	133	1,708,077	15,858	7,183	23,039	22,993	7,137	15,856	1,708,077	0
08/31/2021	134	1,692,153	15,924	7,117	23,041	22,895	7,072	15,924	1,692,153	0
09/30/2021	135	1,675,930	16,223	7,051	23,274	23,229	7,008	16,223	1,675,930	0
10/31/2021	136	1,659,870	16,080	6,983	23,043	22,989	6,938	16,080	1,659,870	0
11/30/2021	137	1,643,515	16,356	6,916	23,272	23,228	6,872	16,356	1,643,515	0
12/31/2021	138	1,627,317	16,198	6,848	23,046	23,002	6,804	16,198	1,627,317	0
01/31/2022	139	1,611,050	16,267	6,780	23,047	23,004	6,737	16,267	1,611,050	0
02/28/2022	140	1,594,933	16,998	6,713	23,710	23,668	6,670	16,998	1,594,933	0
03/31/2022	141	1,577,645	16,400	6,642	23,040	11,754	6,589	16,408	1,577,645	-11,253
04/30/2022	142	1,560,951	16,894	6,574	23,267	23,225	6,532	16,894	1,560,951	0
05/31/2022	143	1,544,403	16,548	6,504	23,032	23,011	6,462	16,548	1,544,403	0
06/30/2022	144	1,527,973	16,830	6,435	23,265	23,224	6,394	16,830	1,527,973	0
07/31/2022	145	1,510,883	16,880	6,365	23,055	23,014	6,324	16,690	1,510,883	0
08/31/2022	146	1,494,122	16,761	6,295	23,060	23,016	6,255	16,761	1,494,122	0
09/30/2022	147	1,477,086	17,037	6,226	23,282	23,223	6,186	17,037	1,477,086	0
10/31/2022	148	1,460,180	16,805	6,158	23,059	23,020	6,115	16,905	1,460,180	0
11/30/2022	149	1,443,804	17,178	6,084	23,280	23,222	6,045	17,176	1,443,804	0
12/31/2022	150	1,426,966	17,049	6,013	23,062	23,023	5,974	17,049	1,426,966	0
01/31/2023	151	1,408,833	17,122	5,941	23,063	23,025	5,904	17,122	1,408,833	0
02/28/2023	152	1,391,080	17,775	5,870	23,643	23,606	5,833	17,773	1,391,080	0
03/31/2023	153	1,373,790	17,270	5,798	23,086	13,050	5,759	17,270	1,373,790	-9,979
04/30/2023	154	1,356,259	17,531	5,724	23,255	23,219	5,688	17,531	1,356,259	0
05/31/2023	155	1,338,841	17,418	5,651	23,089	23,033	5,615	17,418	1,338,841	0
06/30/2023	156	1,321,186	17,875	5,578	23,253	23,218	5,543	17,875	1,321,186	0
07/31/2023	157	1,303,699	17,587	5,505	23,071	23,036	5,470	17,587	1,303,699	0

08/31/2023	156	1,285,858	17,641	6,432	23,073	23,038	5,397	17,641	1,285,858	0
09/30/2023	159	1,268,086	17,892	5,358	23,250	23,216	5,324	17,892	1,268,066	0
10/31/2023	160	1,250,274	17,782	5,284	23,076	23,042	6,250	17,782	1,250,274	0
11/30/2023	161	1,232,235	18,039	5,209	23,248	23,216	5,176	18,039	1,232,235	0
12/31/2023	162	1,214,291	17,944	5,134	23,079	23,048	5,102	17,944	1,214,291	0
01/31/2024	163	1,196,270	18,020	5,060	23,080	23,048	5,027	18,020	1,196,270	0
02/29/2024	164	1,177,048	18,428	4,984	23,408	23,377	4,953	18,425	1,177,845	0
03/31/2024	165	1,159,670	18,176	4,908	23,083	14,412	4,870	18,175	1,159,670	-8,640
04/30/2024	166	1,141,259	18,411	4,832	23,243	23,212	4,801	18,411	1,141,259	0
05/31/2024	167	1,122,928	18,331	4,755	23,086	23,055	4,725	18,331	1,122,928	0
06/30/2024	168	1,104,366	18,562	4,679	23,241	23,211	4,649	18,562	1,104,366	0
07/31/2024	169	1,085,879	18,487	4,602	23,089	23,059	4,572	18,487	1,085,879	0
08/31/2024	170	1,067,313	18,566	4,524	23,080	23,061	4,496	18,566	1,067,313	0
09/30/2024	171	1,048,522	18,791	4,447	23,238	23,210	4,418	18,791	1,048,522	0
10/31/2024	172	1,029,798	18,724	4,369	23,093	23,065	4,341	18,724	1,029,798	0
11/30/2024	173	1,010,853	18,945	4,291	23,236	23,208	4,263	18,945	1,010,853	0
12/31/2024	174	991,868	18,884	4,212	23,098	23,069	4,185	18,884	991,968	0
01/31/2025	175	973,004	18,965	4,133	23,090	23,071	4,107	18,965	973,004	0
02/28/2025	176	953,558	19,445	4,054	23,499	23,473	4,028	19,445	953,558	0
03/31/2025	177	934,431	19,128	3,973	23,101	15,841	3,948	19,128	934,431	-7,234
04/30/2025	178	915,094	19,337	3,893	23,230	23,206	3,869	19,337	915,094	0
05/31/2025	179	895,803	19,281	3,813	23,104	23,080	3,789	19,291	895,803	0
06/30/2025	180	876,307	19,496	3,733	23,228	23,204	3,709	19,496	876,307	0
07/31/2025	181	856,852	19,458	3,651	23,107	23,084	3,628	19,456	856,852	0
08/31/2025	182	837,313	19,538	3,570	23,109	23,086	3,547	19,538	837,313	0
09/30/2025	183	817,577	19,738	3,488	23,225	23,203	3,467	19,736	817,577	0
10/31/2025	184	797,872	19,706	3,407	23,112	23,090	3,385	19,705	797,872	0
11/30/2025	185	777,974	19,898	3,324	23,223	23,201	3,303	19,898	777,974	0
12/31/2025	186	758,101	19,873	3,242	23,115	23,084	3,221	19,873	758,101	0
01/31/2026	187	738,143	19,958	3,169	23,116	23,096	3,139	19,958	738,143	0
02/28/2026	188	717,797	20,348	3,076	23,421	23,402	3,056	20,346	717,797	0
03/31/2026	189	697,668	20,129	2,991	23,120	17,347	2,972	20,129	697,668	-8,783
04/30/2026	190	677,358	20,310	2,907	23,217	23,198	2,888	20,310	677,358	0
05/31/2026	191	657,058	20,301	2,822	23,123	23,105	2,804	20,301	657,058	0
06/30/2026	192	636,581	20,477	2,738	23,215	23,197	2,720	20,477	636,581	0
07/31/2026	193	616,107	20,474	2,652	23,128	23,109	2,635	20,474	616,107	0
08/31/2026	194	595,548	20,581	2,567	23,128	23,111	2,551	20,581	595,548	0
09/30/2026	195	574,817	20,730	2,481	23,211	23,195	2,466	20,730	574,817	0
10/31/2026	196	554,081	20,738	2,395	23,131	23,116	2,380	20,738	554,081	0
11/30/2026	197	533,181	20,900	2,309	23,209	23,194	2,294	20,900	533,181	0
12/31/2026	198	512,260	20,913	2,222	23,134	23,120	2,207	20,913	512,268	0
01/31/2027	199	491,266	21,002	2,134	23,138	23,122	2,121	21,002	491,266	0
02/28/2027	200	469,973	21,283	2,047	23,340	23,327	2,034	21,283	469,973	0
03/31/2027	201	448,792	21,181	1,968	23,140	18,928	1,946	21,181	448,792	-4,198
04/30/2027	202	427,459	21,333	1,870	23,203	23,191	1,858	21,333	427,459	0
05/31/2027	203	406,098	21,362	1,781	23,143	23,132	1,770	21,362	406,098	0
06/30/2027	204	384,589	21,508	1,692	23,200	23,189	1,681	21,508	384,589	0
07/31/2027	205	363,046	21,544	1,602	23,148	23,138	1,592	21,544	363,046	0
08/31/2027	206	341,410	21,836	1,513	23,148	23,138	1,503	21,836	341,410	0
09/30/2027	207	319,638	21,774	1,423	23,187	23,167	1,413	21,774	319,638	0
10/31/2027	208	297,816	21,820	1,332	23,152	23,143	1,323	21,820	297,816	0
11/30/2027	209	275,863	21,953	1,241	23,194	23,186	1,233	21,953	275,863	0
12/31/2027	210	253,858	22,006	1,149	23,155	23,148	1,142	22,006	253,858	0
01/31/2028	211	231,759	22,089	1,058	23,157	23,150	1,051	22,089	231,759	0
02/29/2028	212	209,502	22,268	966	23,222	23,216	959	22,268	209,502	0
03/31/2028	213	187,215	22,287	873	23,180	7,583	867	22,287	187,215	-15,572
04/30/2028	214	164,807	22,408	780	23,188	23,183	775	22,408	164,807	0
05/31/2028	215	142,330	22,477	687	23,164	23,159	682	22,477	142,330	0
06/30/2028	216	119,738	22,592	593	23,185	23,181	589	22,592	119,738	0
07/31/2028	217	97,069	22,669	499	23,187	23,184	496	22,669	97,069	0
08/31/2028	218	74,305	22,785	404	23,169	23,167	402	22,785	74,305	0
09/30/2028	219	51,433	22,872	310	23,181	23,179	308	22,872	51,433	0
10/31/2028	220	28,474	22,959	214	23,173	23,172	213	22,959	28,474	0
11/30/2028	221	5,414	23,060	119	23,179	23,178	118	23,060	5,414	0
12/31/2028	222	0	5,414	23	5,437	5,437	22	5,414	0	0
01/31/2029	223	0	0	0	0	0	0	0	0	0
02/28/2029	224	0	0	0	0	0	0	0	0	0
03/31/2029	225	0	0	0	0	-18,370	0	0	0	-18,370
04/30/2029	226	0	0	0	0	0	0	0	0	0
05/31/2029	227	0	0	0	0	0	0	0	0	0
06/30/2029	228	0	0	0	0	0	0	0	0	0
07/31/2029	229	0	0	0	0	0	0	0	0	0
08/31/2029	230	0	0	0	0	0	0	0	0	0
09/30/2029	231	0	0	0	0	0	0	0	0	0
10/31/2029	232	0	0	0	0	0	0	0	0	0
11/30/2029	233	0	0	0	0	0	0	0	0	0
12/31/2029	234	0	0	0	0	0	0	0	0	0
01/31/2030	235	0	0	0	0	0	0	0	0	0
02/28/2030	236	0	0	0	0	0	0	0	0	0
03/31/2030	237	0	0	0	0	-16,759	0	0	0	-16,759
04/30/2030	238	0	0	0	0	0	0	0	0	0
05/31/2030	239	0	0	0	0	0	0	0	0	0
06/30/2030	240	0	0	0	0	0	0	0	0	0
07/31/2030	241	0	0	0	0	0	0	0	0	0
08/31/2030	242	0	0	0	0	0	0	0	0	0
09/30/2030	243	0	0	0	0	0	0	0	0	0
10/31/2030	244	0	0	0	0	0	0	0	0	0
11/30/2030	245	0	0	0	0	0	0	0	0	0
12/31/2030	246	0	0	0	0	0	0	0	0	0
01/31/2031	247	0	0	0	0	0	0	0	0	0
02/28/2031	248	0	0	0	0	0	0	0	0	0
03/31/2031	249	0	0	0	0	-15,343	0	0	0	-15,343

04/30/2031	250	0	0	0	0	0	0	0	0	0	0
05/31/2031	251	0	0	0	0	0	0	0	0	0	0
06/30/2031	252	0	0	0	0	0	0	0	0	0	0
07/31/2031	253	0	0	0	0	0	0	0	0	0	0
08/31/2031	254	0	0	0	0	0	0	0	0	0	0
09/30/2031	255	0	0	0	0	0	0	0	0	0	0
10/31/2031	256	0	0	0	0	0	0	0	0	0	0
11/30/2031	257	0	0	0	0	0	0	0	0	0	0
12/31/2031	258	0	0	0	0	0	0	0	0	0	0
01/31/2032	259	0	0	0	0	0	0	0	0	0	0
02/29/2032	260	0	0	0	0	0	0	0	0	0	0
03/31/2032	261	0	0	0	0	-13,850	0	0	0	0	-13,850
04/30/2032	262	0	0	0	0	0	0	0	0	0	0
05/31/2032	263	0	0	0	0	0	0	0	0	0	0
06/30/2032	264	0	0	0	0	0	0	0	0	0	0
07/31/2032	265	0	0	0	0	0	0	0	0	0	0
08/31/2032	266	0	0	0	0	0	0	0	0	0	0
09/30/2032	267	0	0	0	0	0	0	0	0	0	0
10/31/2032	268	0	0	0	0	0	0	0	0	0	0
11/30/2032	269	0	0	0	0	0	0	0	0	0	0
12/31/2032	270	0	0	0	0	0	0	0	0	0	0
01/31/2033	271	0	0	0	0	0	0	0	0	0	0
02/28/2033	272	0	0	0	0	0	0	0	0	0	0
03/31/2033	273	0	0	0	0	-12,282	0	0	0	0	-12,282
04/30/2033	274	0	0	0	0	0	0	0	0	0	0
05/31/2033	275	0	0	0	0	0	0	0	0	0	0
06/30/2033	276	0	0	0	0	0	0	0	0	0	0
07/31/2033	277	0	0	0	0	0	0	0	0	0	0
08/31/2033	278	0	0	0	0	0	0	0	0	0	0
09/30/2033	279	0	0	0	0	0	0	0	0	0	0
10/31/2033	280	0	0	0	0	0	0	0	0	0	0
11/30/2033	281	0	0	0	0	0	0	0	0	0	0
12/31/2033	282	0	0	0	0	0	0	0	0	0	0
01/31/2034	283	0	0	0	0	0	0	0	0	0	0
02/28/2034	284	0	0	0	0	0	0	0	0	0	0
03/31/2034	285	0	0	0	0	-10,634	0	0	0	0	-10,634
04/30/2034	286	0	0	0	0	0	0	0	0	0	0
05/31/2034	287	0	0	0	0	0	0	0	0	0	0
06/30/2034	288	0	0	0	0	0	0	0	0	0	0
07/31/2034	289	0	0	0	0	0	0	0	0	0	0
08/31/2034	290	0	0	0	0	0	0	0	0	0	0
09/30/2034	291	0	0	0	0	0	0	0	0	0	0
10/31/2034	292	0	0	0	0	0	0	0	0	0	0
11/30/2034	293	0	0	0	0	0	0	0	0	0	0
12/31/2034	294	0	0	0	0	0	0	0	0	0	0
01/31/2035	295	0	0	0	0	0	0	0	0	0	0
02/28/2035	296	0	0	0	0	0	0	0	0	0	0
03/31/2035	297	0	0	0	0	-8,904	0	0	0	0	-8,904
04/30/2035	298	0	0	0	0	0	0	0	0	0	0
05/31/2035	299	0	0	0	0	0	0	0	0	0	0
06/30/2035	300	0	0	0	0	0	0	0	0	0	0
07/31/2035	301	0	0	0	0	0	0	0	0	0	0
08/31/2035	302	0	0	0	0	0	0	0	0	0	0
09/30/2035	303	0	0	0	0	0	0	0	0	0	0
10/31/2035	304	0	0	0	0	0	0	0	0	0	0
11/30/2035	305	0	0	0	0	0	0	0	0	0	0
12/31/2035	306	0	0	0	0	0	0	0	0	0	0
01/31/2036	307	0	0	0	0	0	0	0	0	0	0
02/29/2036	308	0	0	0	0	0	0	0	0	0	0
03/31/2036	309	0	0	0	0	-7,081	0	0	0	0	-7,081
04/30/2036	310	0	0	0	0	0	0	0	0	0	0
05/31/2036	311	0	0	0	0	0	0	0	0	0	0
06/30/2036	312	0	0	0	0	0	0	0	0	0	0
07/31/2036	313	0	0	0	0	0	0	0	0	0	0
08/31/2036	314	0	0	0	0	0	0	0	0	0	0
09/30/2036	315	0	0	0	0	0	0	0	0	0	0
10/31/2036	316	0	0	0	0	0	0	0	0	0	0
11/30/2036	317	0	0	0	0	0	0	0	0	0	0
12/31/2036	318	0	0	0	0	0	0	0	0	0	0
01/31/2037	319	0	0	0	0	0	0	0	0	0	0
02/28/2037	320	0	0	0	0	0	0	0	0	0	0
03/31/2037	321	0	0	0	0	-5,167	0	0	0	0	-5,167
04/30/2037	322	0	0	0	0	0	0	0	0	0	0
05/31/2037	323	0	0	0	0	0	0	0	0	0	0
06/30/2037	324	0	0	0	0	0	0	0	0	0	0
07/31/2037	325	0	0	0	0	0	0	0	0	0	0
08/31/2037	326	0	0	0	0	0	0	0	0	0	0
09/30/2037	327	0	0	0	0	0	0	0	0	0	0
10/31/2037	328	0	0	0	0	0	0	0	0	0	0
11/30/2037	329	0	0	0	0	0	0	0	0	0	0
12/31/2037	330	0	0	0	0	0	0	0	0	0	0
01/31/2038	331	0	0	0	0	0	0	0	0	0	0
02/28/2038	332	0	0	0	0	0	0	0	0	0	0
03/31/2038	333	0	0	0	0	-3,154	0	0	0	0	-3,154
04/30/2038	334	0	0	0	0	0	0	0	0	0	0
05/31/2038	335	0	0	0	0	0	0	0	0	0	0
06/30/2038	336	0	0	0	0	0	0	0	0	0	0
07/31/2038	337	0	0	0	0	0	0	0	0	0	0
08/31/2038	338	0	0	0	0	0	0	0	0	0	0
09/30/2038	339	0	0	0	0	0	0	0	0	0	0
10/31/2038	340	0	0	0	0	0	0	0	0	0	0
11/30/2038	341	0	0	0	0	0	0	0	0	0	0

12/31/2038	342	0	0	0	0	0	0	0	0	0	0
01/31/2039	343	0	0	0	0	0	0	0	0	0	0
02/28/2039	344	0	0	0	0	0	0	0	0	0	0
03/31/2039	345	0	0	0	0	0	0	0	0	0	0
04/30/2039	346	0	0	0	0	0	-1,041	0	0	0	-1,041
05/31/2039	347	0	0	0	0	0	0	0	0	0	0
06/30/2039	348	0	0	0	0	0	0	0	0	0	0
07/31/2039	349	0	0	0	0	0	0	0	0	0	0
08/31/2039	350	0	0	0	0	0	0	0	0	0	0
09/30/2039	351	0	0	0	0	0	0	0	0	0	0
10/31/2039	352	0	0	0	0	0	0	0	0	0	0
11/30/2039	353	0	0	0	0	0	0	0	0	0	0
12/31/2039	354	0	0	0	0	0	0	0	0	0	0
01/31/2040	355	0	0	0	0	0	0	0	0	0	0
02/29/2040	356	0	0	0	0	0	0	0	0	0	0
03/31/2040	357	0	0	0	0	0	0	0	0	0	0
04/30/2040	358	0	0	0	0	0	0	0	0	0	0
05/31/2040	359	0	0	0	0	0	0	0	0	0	0
06/30/2040	360	0	0	0	0	0	0	0	0	0	0
07/31/2040	361	0	0	0	0	0	0	0	0	0	0
08/31/2040	362	0	0	0	0	0	0	0	0	0	0
09/30/2040	363	0	0	0	0	0	0	0	0	0	0
10/31/2040	364	0	0	0	0	0	0	0	0	0	0
11/30/2040	365	0	0	0	0	0	0	0	0	0	0
12/31/2040	368	0	0	0	0	0	0	0	0	0	0
01/31/2041	367	0	0	0	0	0	0	0	0	0	0
02/28/2041	368	0	0	0	0	0	0	0	0	0	0
03/31/2041	369	0	0	0	0	0	0	0	0	0	0
04/30/2041	370	0	0	0	0	0	0	0	0	0	0
05/31/2041	371	0	0	0	0	0	0	0	0	0	0
06/30/2041	372	0	0	0	0	0	0	0	0	0	0
07/31/2041	373	0	0	0	0	0	0	0	0	0	0
08/31/2041	374	0	0	0	0	0	0	0	0	0	0
09/30/2041	375	0	0	0	0	0	0	0	0	0	0
10/31/2041	376	0	0	0	0	0	0	0	0	0	0
11/30/2041	377	0	0	0	0	0	0	0	0	0	0
12/31/2041	376	0	0	0	0	0	0	0	0	0	0
01/31/2042	379	0	0	0	0	0	0	0	0	0	0
02/28/2042	380	0	0	0	0	0	0	0	0	0	0
03/31/2042	381	0	0	0	0	0	0	0	0	0	0
04/30/2042	382	0	0	0	0	0	0	0	0	0	0
05/31/2042	383	0	0	0	0	0	0	0	0	0	0
06/30/2042	384	0	0	0	0	0	0	0	0	0	0
07/31/2042	385	0	0	0	0	0	0	0	0	0	0
08/31/2042	386	0	0	0	0	0	0	0	0	0	0
09/30/2042	387	0	0	0	0	0	0	0	0	0	0
10/31/2042	388	0	0	0	0	0	0	0	0	0	0
11/30/2042	388	0	0	0	0	0	0	0	0	0	0
12/31/2042	390	0	0	0	0	0	0	0	0	0	0
01/31/2043	391	0	0	0	0	0	0	0	0	0	0
02/28/2043	392	0	0	0	0	0	0	0	0	0	0
03/31/2043	393	0	0	0	0	0	0	0	0	0	0
04/30/2043	394	0	0	0	0	0	0	0	0	0	0
05/31/2043	395	0	0	0	0	0	0	0	0	0	0
06/30/2043	396	0	0	0	0	0	0	0	0	0	0
07/31/2043	397	0	0	0	0	0	0	0	0	0	0
08/31/2043	398	0	0	0	0	0	0	0	0	0	0
09/30/2043	399	0	0	0	0	0	0	0	0	0	0
10/31/2043	400	0	0	0	0	0	0	0	0	0	0
11/30/2043	401	0	0	0	0	0	0	0	0	0	0
12/31/2043	402	0	0	0	0	0	0	0	0	0	0
01/31/2044	403	0	0	0	0	0	0	0	0	0	0
02/29/2044	404	0	0	0	0	0	0	0	0	0	0
03/31/2044	405	0	0	0	0	0	0	0	0	0	0
04/30/2044	406	0	0	0	0	0	0	0	0	0	0
05/31/2044	407	0	0	0	0	0	0	0	0	0	0
06/30/2044	408	0	0	0	0	0	0	0	0	0	0
07/31/2044	409	0	0	0	0	0	0	0	0	0	0
08/31/2044	410	0	0	0	0	0	0	0	0	0	0
09/30/2044	411	0	0	0	0	0	0	0	0	0	0
10/31/2044	412	0	0	0	0	0	0	0	0	0	0
11/30/2044	413	0	0	0	0	0	0	0	0	0	0
12/31/2044	414	0	0	0	0	0	0	0	0	0	0
01/31/2045	415	0	0	0	0	0	0	0	0	0	0
02/28/2045	416	0	0	0	0	0	0	0	0	0	0
03/31/2045	417	0	0	0	0	0	0	0	0	0	0
04/30/2045	418	0	0	0	0	0	0	0	0	0	0
05/31/2045	419	0	0	0	0	0	0	0	0	0	0
06/30/2045	420	0	0	0	0	0	0	0	0	0	0
07/31/2045	421	0	0	0	0	0	0	0	0	0	0
08/31/2045	422	0	0	0	0	0	0	0	0	0	0
09/30/2045	423	0	0	0	0	0	0	0	0	0	0
10/31/2045	424	0	0	0	0	0	0	0	0	0	0
11/30/2045	425	0	0	0	0	0	0	0	0	0	0
12/31/2045	426	0	0	0	0	0	0	0	0	0	0
01/31/2046	427	0	0	0	0	0	0	0	0	0	0
02/29/2046	428	0	0	0	0	0	0	0	0	0	0
03/31/2046	429	0	0	0	0	0	0	0	0	0	0
04/30/2046	430	0	0	0	0	0	0	0	0	0	0
05/31/2046	431	0	0	0	0	0	0	0	0	0	0

Sum		3,344,239	1,791,741	5,125,981	4,759,440	1,770,623	3,344,239		-356,423
-----	--	-----------	-----------	-----------	-----------	-----------	-----------	--	----------

TAB 3

COBANK

The projection of cash flows is based on loan amounts, dates and interest rates shown below along with the present capital plan and expected retirement of bank equities.

The capital plan, patronage rate and equity retirements may be changed at the discretion of the bank's board of directors. The following projections are intended for illustrative purposes only, are not intended to represent a commitment to a specific interest rate, and will not become part of any loan documentation.

The effective interest rate shown is the discount rate applied on a monthly basis at which the net present value of all the cash flows equal to zero (commonly called the internal rate of return).

Borrower Name	Jackson Purchase Energy
Schedule	Matching RUS Principal Repayment
Account Officer	LaDuca
Prepared by:	LaDuca
Quote Date	June 24, 2010
Origination Date	June 30, 2010
Amortization Start Date	July 31, 2010

Nominal Interest Rate	4.90%
Net Effective Interest Rate	4.15%
Reduction of Interest Rate	0.75%
Patronage Rate	1.00%
% Cash Patronage	65.00%
Initial Capital Purchase Amount	\$0
Target Equity	8.00%

Loan Amount	\$3,344,239
Years to Maturity	18.520
Nominal Interest Rate	4.90%
Estimated Legal Fees (\$)	0
Payments/Year	12
Amort Method	Irregular Payments
Days per Year	360
Payment Amount	\$0

Prior Year End Capital Balance	0
Avg Loan Balance - 1 year ago	0
Avg Loan Balance - 2 years ago	0
Avg Loan Balance - 3 years ago	0
Avg Loan Balance - 4 years ago	0
Avg Loan Balance - 5 years ago	0
Avg Loan Balance - 6 years ago	0
Avg Loan Balance - 7 years ago	0
Avg Loan Balance - 8 years ago	0

Exhibit A

Year	Principal Advance	Principal Payments	Interest Payments	Capital Purchases	Cash Patronage	Capital Retired to Cash	Net Cash Flow	Patronage Paid as Capital	Capital Balance	End of Period Loan Balance	1 Year Avg Loan Balance	10 Year Avg Loan Balance	Target Equity
	A	B	C	D	E	F	G	H	I	J	K	L	M
2010	3,344,239	55,344	82,769	0	0	0	3,206,126	5,860	5,860	3,288,895	1,674,358	167,436	13,395
2011	0	116,353	160,751	0	10,883	0	-266,221	11,324	17,184	3,172,542	3,235,438	490,960	39,278
2012	0	121,854	154,855	0	21,030	0	-255,679	10,909	28,093	3,050,688	3,116,878	802,667	64,213
2013	0	128,540	148,643	0	20,260	0	-256,923	10,471	38,564	2,922,149	2,991,697	1,101,837	88,147
2014	0	135,116	142,110	0	19,446	0	-257,780	10,011	48,575	2,787,032	2,860,170	1,387,854	111,028
2015	0	142,029	135,242	0	18,591	0	-258,679	9,527	58,102	2,645,003	2,721,914	1,660,045	132,804
2016	0	148,919	128,038	0	17,692	0	-259,264	9,020	67,121	2,496,084	2,577,047	1,917,750	153,420
2017	0	156,914	120,453	0	16,751	0	-260,616	8,485	75,606	2,339,170	2,424,205	2,160,171	172,814
2018	0	164,942	112,477	0	15,757	0	-261,662	7,923	83,529	2,174,227	2,263,645	2,386,535	190,923
2019	0	173,381	104,093	0	14,714	0	-262,761	7,332	90,861	2,000,846	2,094,870	2,596,022	207,682
2020	0	181,968	95,292	0	13,617	0	-263,643	6,713	97,573	1,818,878	1,917,880	2,620,374	209,630
2021	0	191,561	86,031	0	12,466	0	-265,126	6,059	103,633	1,627,317	1,731,264	2,469,957	197,597
2022	0	201,362	76,294	0	11,253	0	-266,403	5,373	109,006	1,425,955	1,535,251	2,311,794	184,944
2023	0	211,664	66,059	0	9,979	0	-267,744	4,652	113,658	1,214,291	1,329,210	2,145,546	171,644
2024	0	222,322	55,307	0	8,640	0	-268,989	3,895	117,554	991,968	1,112,996	1,970,828	157,666
2025	0	233,868	43,999	0	7,234	0	-270,633	3,098	120,652	758,101	885,140	1,787,151	142,972
2026	0	245,833	32,112	0	5,753	0	-272,191	2,260	122,912	512,268	645,838	1,594,030	127,522
2027	0	258,410	19,616	0	4,198	0	-273,829	1,380	124,292	253,858	394,293	1,391,039	111,283
2028	0	253,858	6,483	0	2,563	13,009	-244,769	456	111,739	0	130,184	1,177,692	94,215
2029	0	0	0	0	846	17,523	18,370	0	94,215	0	0	968,205	77,456
2030	0	0	0	0	0	16,759	16,759	0	77,456	0	0	776,417	62,113
2031	0	0	0	0	0	15,343	15,343	0	62,113	0	0	603,291	48,263
2032	0	0	0	0	0	13,850	13,850	0	48,263	0	0	449,766	35,981
2033	0	0	0	0	0	12,282	12,282	0	35,981	0	0	316,845	25,348
2034	0	0	0	0	0	10,634	10,634	0	25,348	0	0	205,545	16,444
2035	0	0	0	0	0	8,904	8,904	0	16,444	0	0	117,031	9,363
2036	0	0	0	0	0	7,081	7,081	0	9,363	0	0	52,448	4,196
2037	0	0	0	0	0	5,167	5,167	0	4,196	0	0	13,018	1,041
2038	0	0	0	0	0	3,154	3,154	0	1,041	0	0	0	0
2039	0	0	0	0	0	1,041	1,041	0	0	0	0	0	0
2040	0	0	0	0	0	0	0	0	0	0	0	0	0
2041	0	0	0	0	0	0	0	0	0	0	0	0	0
2042	0	0	0	0	0	0	0	0	0	0	0	0	0
2043	0	0	0	0	0	0	0	0	0	0	0	0	0
2044	0	0	0	0	0	0	0	0	0	0	0	0	0
2045	0	0	0	0	0	0	0	0	0	0	0	0	0
2046	0	0	0	0	0	0	0	0	0	0	0	0	0
2047	0	0	0	0	0	0	0	0	0	0	0	0	0
2048	0	0	0	0	0	0	0	0	0	0	0	0	0
2049	0	0	0	0	0	0	0	0	0	0	0	0	0
2050	0	0	0	0	0	0	0	0	0	0	0	0	0
2051	0	0	0	0	0	0	0	0	0	0	0	0	0
2052	0	0	0	0	0	0	0	0	0	0	0	0	0
2053	0	0	0	0	0	0	0	0	0	0	0	0	0
2054	0	0	0	0	0	0	0	0	0	0	0	0	0
2055	0	0	0	0	0	0	0	0	0	0	0	0	0
2056	0	0	0	0	0	0	0	0	0	0	0	0	0
2057	0	0	0	0	0	0	0	0	0	0	0	0	0
TOTAL	<u>3,344,239</u>	<u>3,344,239</u>	<u>51,770,623</u>	<u>\$0</u>	<u>\$231,675</u>	<u>\$124,748</u>		<u>\$124,748</u>					

Exhibit A



Rural America's Cooperative Bank.

Projection of Cash Flows and Effective Interest Rates

The following provides a column-by-column description of CoBank's Loan Rate Model. The Loan Rate Model provides projections of cash flows and effective interest rates based upon the assumptions given for each printout.

- Column C reflects the principal advances on the loan.
- Column E reflects the periodic principal payments.
- Column F reflects the periodic interest payments.
- Column H shows the capital purchases required based upon the assumptions. A new borrower must purchase \$1,000 capital.
- Column I reflects the cash patronage. Total patronage is calculated as a percentage of the one year average loan balance. CoBank is required by statute to pay a minimum of 20 percent patronage capital allocated to a borrower during each year in cash.
- Column J shows capital retirements in cash.
- Column K reflects the net cash flow for the borrower throughout the term of the loan.
- Column L reflects the allocated patronage used to purchase additional capital in CoBank. This represents the balance of the capital allocated each year which was not paid in cash.
- Column M shows the balance of purchased and allocated capital on a cumulative basis each year.
- Column N reflects the loan balance at the end of the year.
- Column O represents the one year average loan balance which is the basis for annual patronage.
- Column P represents average ten year loan balance which is the basis for determining the capital target for the borrower.
- Column Q shows the target equity for the borrower based upon the ten year average loan balance.

TAB 4

Refinancing Process

A refinancing of secured debt is permitted under the RUS Mortgage. Included below is an excerpt from the RUS Mortgage providing for such refinancing. CoBank can provide electronic copies of all CoBank documents.

The specific steps for refinancing RUS notes are:

1. Provide CoBank with your RUS form 613 (Quarterly RUS Statement of Loan Account) in order to analyze notes beneficial to refinance.
2. CoBank completes due diligence and provides loan commitment.
3. Provide notice to RUS of prepayment, designating notes to be prepaid and request for payoff memorandum. This notice must be at least four business days before the desired pay off date.
 - RUS Payoff Information: Direct Loan and Grant Branch (DLGB)
 - Telephone: 314-457-4049 or 314-457-4083
 - Fax: 314-457-4283 or 314-457-4284
 - Email: dlgb@stl.rural.usda.gov
 - Cash Transmittal Questions: Cash Management Branch (CMB)
 - Telephone: 314-457-4021
4. Obtain and forward to CoBank, RUS prepared spreadsheet setting forth principal and interest to be paid off.
5. Apply and obtain any required regulatory approval as defined by applicable state.
6. Provide borrowing resolution and return all executed loan documents to CoBank.
7. Borrower notifies CoBank as to whether prior period amounts due will be delivered to CoBank or if it will be drawn from borrower's CoBank line of credit for final settlement of RUS notes.
8. Principal balance and interest wired by CoBank to RUS paying off notes.
9. Supplemental mortgages filing complete and opinion of counsel delivered to CoBank.

Excerpt from Article II of the RUS Mortgage

SECTION 2.02. Refunding or Refinancing Notes: The Mortgagor shall also have the right without the consent of any Mortgagee or any Noteholder to issue Additional Notes for the purpose of refunding or refinancing any Notes so long as the total amount of outstanding indebtedness evidenced by such Additional Note or Notes is not greater than 105% of the then outstanding principal balance of the Note or Notes being refunded or refinanced. PROVIDED, HOWEVER, that the Mortgagor may not exercise its rights under this Section if an Event of Default has occurred and is continuing, or any event which with the giving of notice or lapse of time or both would become an Event of Default has occurred and is continuing. On or before the first advance of proceeds from Notes issued under this section, the Mortgagor shall notify each Mortgagee of the refunding or refinancing. Additional Notes issued pursuant to this Section [2.02] will thereupon be secured equally and ratably with the Notes.