

RECEIVED

JAN 17 2020

PUBLIC SERVICE
COMMISSION

**COMMONWEALTH OF KENTUCKY
BEFORE THE PUBLIC SERVICE COMMISSION**

In the Matter of:

**NAVITAS KY NG, LLC'S APPLICATION FOR) CASE NO. 2019-00430
ALTERNATIVE RATE ADJUSTMENT)**

NOTICE OF SUPPLEMENTAL FILING

COMES NOW Navitas KY NG, LLC ("Navitas"), by and through undersigned counsel, and hereby submits this Notice of Supplemental Filing pursuant to the Commission's Order entered December 9, 2019.

In support of this document, Navitas submits the following documentation:

1. Exhibit 1 – Evidence of the amounts due for retroactive interstate gas transportation costs, including invoices from B&W Pipeline, LLC and a summary spreadsheet of B&W invoices dating back to gas usage for July 2017 through January 2019.
2. Exhibit 2 – Notice to Customers pursuant to 807 KAR 5:076, Section 5.
3. Exhibit G (as filed – note the spreadsheet formatting has been adjusted to facilitate printing; all figures associated with this Case 2019-00430 have been ticked and tied to the invoices; while no past figures have been changed this is a working Excel file that is updated periodically as the new month data comes available) – Excel spreadsheet format with formulas intact and protected (password available upon request), and all rows and columns accessible.

In support of this document, Navitas submits the following response:

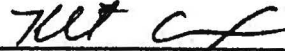
Navitas is proposing a fixed surcharge of \$0.949 per MCF be applied to all units used by all classes. As such, while the surcharge is being paid equally by all customers for any one unit used, the entirety of the surcharge will ultimately be paid on a pro rata basis based on usage. Based on

recent usage patterns, residential customers should ultimately pay 3% of the total, industrial customers will pay 72% of the total, with the remaining 25% paid by commercial customers. Based on average annual sales of just under 100,000 MCF over the past five-year, it should take less than three-years to collect the maximum arrearage of \$229,607.53.

Dated this 16th day of January, 2020.


Dated this 16th day of January, 2020.

Respectfully submitted,



Klint W. Alexander (#88343)
Counsel for Navitas KY NG, LLC
1767 Nottage Ct
Laramie, WY 82072
(615) 594-4377
Klint.alexander10@gmail.com

and



Brenda Bott
Regulatory and Compliance
Navitas Utility Corporation
3186 Airway Ave. Ste. D
Costa Mesa, CA 92626
(714) 242-4064
bbott@navitasutility.com

VERIFICATION OF NAVITAS KY NG, LLC

STATE OF CALIFORNIA)
)
COUNTY OF ORANGE) ss.


I, Thomas Hartline, Secretary of Navitas KY NG, LLC, being duly sworn according to law, makes oath and affirm that I have read the foregoing documentation, know the contents thereof, and that the same is true and accurate to the best of my knowledge, information and belief.

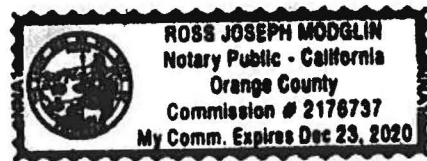

THOMAS HARTLINE

Subscribed and sworn to (or affirmed) me on this 16th day of January, 2020, by Thomas Hartline, proved to me on the basis of satisfactory evidence to be the person(s) who appeared before me.

Notary Public Signature

Notary Public Seal



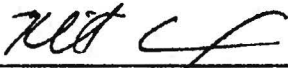


CERTIFICATE OF SERVICE

The undersigned hereby certifies that on the 16th day of January, 2020, a true and correct copy of the foregoing instrument was deposited in the United States Mail with postage prepaid, and addressed to the following:

Gwen Pinson
Executive Director
Public Service Commission
Commonwealth of Kentucky
211 Sower Blvd.
Frankfort, KY 40601

Larry Cook
Office of the Attorney General
Rate Intervention
700 Capitol Ave. Suite 20
Frankfort, KY 40601



Klint W. Alexander

RECEIVED

JAN 17 2020

PUBLIC SERVICE
COMMISSION

Exhibit 1

11:41 AM
 01/16/20
 Accrual Basis

Navitas Utility Corporation
 Vendor Open Balance
 All Transactions



Type	Date	Num	Memo	Due Date	Open Balance	Amount
B&W Retro FERC Tariff						
Bill	09/04/2019	302-D	Gas Transport	05/31/2020	5,675.91	5,675.91
Credit	09/04/2019	302-R	Gas Transport		-11,187.78	-11,187.78
Bill	09/04/2019	307-R	Gas Transport	06/30/2020	168.45	168.45
Credit	09/04/2019	312-R	Gas Transport		-1,606.49	-1,606.49
Bill	09/04/2019	312-D	Gas Transport	07/30/2020	5,859.72	5,859.72
Bill	09/04/2019	317-R	Gas Transport	08/31/2020	4,733.18	4,733.18
Bill	09/04/2019	322-R	Gas Transport	09/30/2020	7,063.76	7,063.76
Bill	09/04/2019	322-D	Gas Transport	09/30/2020	9,807.74	9,807.74
Bill	09/04/2019	327-R	Gas Transport	10/31/2020	15,509.55	15,509.55
Bill	09/04/2019	327-D	Gas Transport	10/31/2020	7,178.27	7,178.27
Bill	09/04/2019	332-R	Gas Transport	11/30/2020	19,491.25	19,491.25
Bill	09/04/2019	332-D	Gas Transport	11/30/2020	3,672.31	3,672.31
Bill	09/04/2019	337-R	Gas Transport	12/31/2020	12,020.16	12,020.16
Bill	09/04/2019	337-D	Gas Transport	12/31/2020	9,694.84	9,694.84
Bill	09/04/2019	344-R	Gas Transport	01/14/2020	20,523.04	20,523.04
Bill	09/04/2019	344-D	Gas Transport	01/14/2020	3,398.24	3,398.24
Bill	09/04/2019	349-R	Gas Transport	02/28/2021	9,600.26	9,600.26
Bill	09/04/2019	349-D	Gas Transport	02/28/2021	13,348.88	13,348.88
Credit	09/04/2019	354-R	Gas Transport		-3,212.74	-3,212.74
Bill	09/04/2019	354-D	Gas Transport	03/31/2021	8,929.07	8,929.07
Credit	09/04/2019	358-R	Gas Transport		-8,865.82	-8,865.82
Bill	09/04/2019	358-D	Gas Transport	04/30/2021	13,673.68	13,673.68
Credit	09/04/2019	361-R	Gas Transport		-6,423.33	-6,423.33
Bill	09/04/2019	361-D	Gas Transport	05/31/2021	8,542.37	8,542.37
Credit	09/04/2019	365-R	Gas Transport		-10,160.53	-10,160.53
Bill	09/04/2019	365-D	Gas Transport	06/30/2021	15,597.10	15,597.10
Credit	09/04/2019	369-R	Gas Transport		-9,381.15	-9,381.15
Bill	09/04/2019	369-D	Gas Transport	07/31/2021	12,612.29	12,612.29
Credit	09/04/2019	373-R	Gas Transport		-637.24	-637.24
Bill	09/04/2019	373-D	Gas Transport	08/31/2021	7,080.92	7,080.92
Bill	09/04/2019	377-R	Gas Transport	09/30/2021	13,109.98	13,109.98
Bill	09/04/2019	377-D	Gas Transport	09/30/2021	9,804.47	9,804.47
Bill	09/04/2019	381-R	Gas Transport	10/31/2021	14,825.23	14,825.23
Bill	09/04/2019	381-D	Gas Transport	10/31/2021	9,452.69	9,452.69
Bill	09/04/2019	385-R	Gas Transport	11/30/2021	14,286.17	14,286.17
Bill	09/04/2019	385-D	Gas Transport	11/30/2021	5,423.11	5,423.11
Total B&W Retro FERC Tariff					229,607.56	229,607.56
TOTAL					229,607.56	229,607.56



10025 Investment Dr.
Suite 160
Knoxville, TN 37932

09/04/19

Invoice

Date	Invoice #
7/31/2017	302

DUE 05/31/20 ✓

Bill To
Navitas Utility Corporation 3186 Airway Avenue Unit D Costa Mesa CA 92626

80415

TN

P.O. No.	Terms	Project

1	Customer Base Use Charge (Navitas Utilities)		13,897.67	13,897.67
	Gas Transported During July 2017			
	Services Have Been Rendered At The Date of The Invoice This Invoice Is Due in Full 30 Days From The Date Shown Above Payments Received After This Date Will Incur a 5% per Month Late Payment Penalty			
	SPECTRIS	2,727.11	6.23	1,698.17
	SPECTRIS	2,727.11	2081	5675.91
	KVPD			< 12,825.95 >
		01/19/20		< 11,187.78 > R
				5675.91 D
				< 5511.87 > ✓
Please make your check payable to B&W PIPELINE, LLC			Total	13,897.67

Phone #	1-865-240-0167	E-mail	talktous@enrcma.com
---------	----------------	--------	---------------------



10025 Investment Dr.
 Suite 160
 Knoxville, TN 37932

Invoice

Date	Invoice #
8/31/2017	307

DUE 06/30/20 ✓

Bill To
Navitas Utility Corporation 3186 Airway Avenue Unit D, Costa Mesa CA 92626

P.O. No.	Terms	Project

Item	Description	Quantity	Rate	Amount
1	Customer Base Use Charge (Navitas Utilities)			13,897.67
	Gas Transported During August 2017			
	Services Have Been Rendered At The Date of The Invoice This Invoice Is Due in Full 30 Days From The Date Shown Above Payments Received After This Date Will Incur a 5% per Month Late Payment Penalty			
	SPECTRO	2.7271	4983	13,589.14
	SPECTRO	2.7271	0	0
	KYPD			<13420.69>
				168.45 R
				0 D
				168.45
Please make your check payable to B&W PIPELINE, LLC			Total	\$13,897.67

01/14/20

Phone #	1-865-240-0167	E-mail	talktous@enrema.com
---------	----------------	--------	---------------------



10025 Investment Dr.
Suite 160
Knoxville, TN 37932

Invoice

Date	Invoice #
9/30/2017	312

due 07/30/20

Bill To
Navitas Utility Corporation 3186 Airway Avenue Unit D, Costa Mesa CA 92626

P.O. No.	Terms	Project

1	Customer Base Use Charge (Navitas Utilities)		13,897.67	13,897.67
	Gas Transported During September 2017			
	Services Have Been Rendered At The Date of The Invoice This Invoice Is Due in Full 30 Days From The Date Shown Above Payments Received After This Date Will Incur a 5% per Month Late Payment Penalty			
	<i>SPECTRO</i>	<i>2.7271</i>	<i>4288</i>	<i>11,694.62</i>
	<i>SPECTRO</i>	<i>2.7271</i>	<i>2149</i>	<i>5859.72</i>
	<i>KVPD</i>			<i>< 13,301.11 ></i>
				<i>< 1,606.99 R</i>
				<i>5859.72 D</i>
				<i>4253.23</i>

01/14/20

Please make your check payable to B&W PIPELINE, LLC		Total	13,897.67
---	--	--------------	-----------

Phone #	1-865-240-0167	E-mail	talktous@cnrema.com
---------	----------------	--------	---------------------



10025 Investment Dr.
Suite 160
Knoxville, TN 37932

Invoice

Date	Invoice #
10/31/2017	317

DUE 09/31/20

Bill To
Navitas Utility Corporation 3186 Airway Avenue Unit D, Costa Mesa CA 92626

P.O. No.	Terms	Project

Quantity	Description	UM	Rate	Amount
1	Customer Base Use Charge (Navitas Utilities)		13,897.67	13,897.67
	Gas Transported During October 2017			
	Services Have Been Rendered At The Date of This Invoice			
	This Invoice Is Due In Full 30 Days From The Date Shown Above			
	Payments Received After This Date Will Incur a 6% per Month Late Payment Penalty			
	<i>SPECTRA</i>	27271	6306	17,197. ⁰⁹
	<i>SPECTRA</i>	27271	0	0
	<i>6/1/17/20</i>			<i>< 12,463.11 ></i>
				4733.18 <i>R</i>
				0 <i>D</i>
				4733.18

Please make your check payable to B&W PIPELINE, LLC			Total	\$13,897.67
---	--	--	--------------	-------------

Phone #	1-865-240-0167	E-mail	talktous@cnrems.com
---------	----------------	--------	---------------------



10025 Investment Dr.
Suite 160
Knoxville, TN 37932

Invoice

Date	Invoice #
11/30/2017	322

DUE 09/30/20 ✓

Bill To
Navitas Utility Corporation 3186 Airway Avenue Unit D. Costa Mesa CA 92626

P.O. No.	Terms	Project

1	Customer Base Use Charge (Navitas Utilities)		13,897.67	13,897.67
	Gas Transported During November 2017			
	Services Have Been Rendered At The Date of The Invoice This Invoice Is Due in Full 30 Days From The Date Shown Above Payments Received After This Date Will Incur a 5% per Month Late Payment Penalty			
	SPECTRO	2,727.1	7273	19,833.11
	SPECTRO	2,727.1	3596	9807.74
	KYPD			< 12,769.35 >
				7063.76 R 9807.74 D
				16,871.50
Please make your check payable to B&W PIPELINE, LLC			Total	\$13,897.67

Phone #	1-865-240-0167	E-mail	talktous@cnrema.com
---------	----------------	--------	---------------------

Invoice



10025 Investment Dr.
Suite 160
Knoxville, TN 37932

Date	Invoice #
12/31/2017	327

DUE 10/31/20

Bill To
Navitas Utility Corporation 3186 Airway Avenue Unit D, Costa Mesa CA 92626

P.O. No.	Terms	Project

1	Customer Base Use Charge (Navitas Utilities)		13,897.67
	Gas Transported During December 2017		
	Services Have Been Rendered At The Date of The Invoice This Invoice Is Due in Full 30 Days From The Date Shown Above Payments Received After This Date Will Incur a 5% per Month Late Payment Penalty		
	SPECTRO	2,7271	10084
	SPORTO	2,7271	2632
	KYPD		<11,989.98>
			15,509.55 R
			7,178.27 D
			22,687.82

01/17/20

Please make your check payable to B&W PIPELINE, LLC	Total	\$13,897.67
---	--------------	-------------

Phone #	1-865-240-0167	E-mail	talktous@enrema.com
---------	----------------	--------	---------------------



10025 Investment Dr.
Suite 160
Knoxville, TN 37932

Invoice

Date	Invoice #
1/31/2018	332

DUE 11/30/20

Bill To
Navitas Utility Corporation 3186 Airway Avenue Unit D, Costa Mesa CA 92626

P.O. No.	Terms	Project

1	Customer Base Use Charge (Navitas Utilities)		13,897.67	13,897.67
	Gas Transported During January 2018			
	Services Have Been Rendered At The Date of The Invoice This Invoice Is Due in Full 30 Days From The Date Shown Above Payments Received After This Date Will Incur a 5% per Month Late Payment Penalty			
	<i>SPECTRA</i>	<i>2,172.71</i>	<i>109.59</i>	<i>29,887.38</i>
	<i>SPECTRA</i>	<i>2,172.71</i>	<i>134.7</i>	<i>3672.31</i>
	<i>KVPD</i>			<i>< 10,396.13 ></i>
				<i>19,491.25 R</i>
				<i>3672.31 D</i>
				<i>23,163.56</i>
Please make your check payable to B&W PIPELINE, LLC			Total	\$13,897.67

01/17/20

Phone #	1-865-240-0167	E-mail	talktous@enrema.com
---------	----------------	--------	---------------------



10025 Investment Dr.
Suite 160
Knoxville, TN 37932

Invoice

Date	Invoice #
2/28/2018	337

Bill To
Navitas Utility Corporation 3186 Airway Avenue Unit D, Costa Mesa CA 92626

DUE 12/31/20

P.O. No.	Terms	Project

1	Customer Base Use Charge (Navitas Utilities)		13,897.67
	Gas Transported During February 2018		
	Services Have Been Rendered. At The Date of The Invoice This Invoice Is Due in Full 30 Days From The Date Shown Above Payments Received After This Date Will Incur a 5% per Month Late Payment Penalty		
	SPECTRUM	2,7271	24096.66
	SPORTS	2,7271	9694.84
	KYPD		< 12,076.50 >
			12,020.16 R
			9694.84 D
			21,715.00
Please make your check payable to B&W PIPELINE, LLC		Total	\$13,897.67

01/19/20

Phone #	1-865-240-0167	E-mail	talktous@enrema.com
---------	----------------	--------	---------------------



10025 Investment Dr.
Suite 160
Knoxville, TN 37932

Invoice

Date	Invoice #
3/31/2018	344

Bill To
Navitas Utility Corporation 3186 Airway Avenue Unit D, Costa Mesa CA 92626

DUE 01/71/21
01/14/20
KVPD

P.O. No.	Terms	Project

1	Customer Base Use Charge (Navitas Utilities)		13,897.67
	Gas Transported During March 2018		
	Services Have Been Rendered At The Date of The Invoice This Invoice Is Due in Full 30 Days From The Date Shown Above Payments Received After This Date Will Incur a 5% per Month Late Payment Penalty		
	SPECTRA	2,727.1	11,918
	SPORTS	2,727.1	1,246
	KVPD		< 11,978.27 >
			20,523.04 R
			33,998.24 D
			23,921.28

Please make your check payable to B&W PIPELINE, LLC	Total	\$13,897.67
---	--------------	-------------

Phone #	1-865-240-0167	E-mail	talktous@enrema.com
---------	----------------	--------	---------------------



10025 Investment Dr.
Suite 160
Knoxville, TN 37932

Invoice

Date	Invoice #
4/30/2018	349

Bill To

Navitas Utility Corporation
3186 Airway Avenue
Unit D Costa Mesa
CA 92626

due 02/28/21

P.O. No.	Terms	Project
----------	-------	---------

1 Customer Base Use Charge (Navitas Utilities)		13,897.67	13,897.67
--	--	-----------	-----------

Gas Transported During Apr 2018

Services Have Been Rendered At The Date of The Invoice
This Invoice Is Due in Full 30 Days From The Date Shown Above
Payments Received After This Date Will Incur a 5% per Month Late Payment Penalty

SPECTRO	2.7271	8269	22,550.94
SPORTS	2.7271	4895	13,348.88

KYPD			<12,950.68>
			9,600.26 R
			13,348.88 D
			<u>22,949.14</u>

Please make your check payable to B&W PIPELINE, LLC

Total \$13,897.67

Phone #	1-865-240-0167	E-mail	talktous@enrema.com
---------	----------------	--------	---------------------



10025 Investment Dr.
Suite 160
Knoxville, TN 37932

Invoice

Date	Invoice #
5/31/2018	354

due 03/11/21

Bill To
Navitas Utility Corporation 3186 Airway Avenue Unit D, Costa Mesa CA 92626

P.O. No.	Terms	Project
1		
Customer Base Use Charge (Navitas Utilities)		13,897.67
Gas Transported During May 2018		
<p>Services Have Been Rendered At The Date of The Invoice This Invoice Is Due in Full 30 Days From The Date Shown Above Payments Received After This Date Will Incur a 5% per Month Late Payment Penalty</p>		
SPECTRO	2.7271	3687
SPORTO	2.7271	3274
KVPD		
		$\langle 13,267.01 \rangle$ $\langle 3212.74 \rangle$ 8929.07 <hr/> 5716.33
Please make your check payable to B&W PIPELINE, LLC		Total \$13,897.67

01/11/20
R
D

Phone # 1-865-240-0167 E-mail talktous@enrema.com



10025 Investment Dr.
Suite 160
Knoxville, TN 37932

Invoice

Date	Invoice #
6/30/2018	358

Bill To
Navitas Utility Corporation 3186 Airway Avenue Unit D, Costa Mesa CA 92626

due 09/30/20

01/19/20

P.O. No.	Terms	Project

1	Customer Base Use Charge (Navitas Utilities)		13,897.67	13,897.67
	Gas Transported During June 2018			
	Services Have Been Rendered At The Date of The Invoice This Invoice Is Due in Full 30 Days From The Date Shown Above Payments Received After This Date Will Incur a 5% per Month Late Payment Penalty			
	SPECTRA	27271	1664	4537.89
	SPECTRO	27271	5014	13673.68
	KYPD			<13403.71>
				<8865.82> R
				13673.68 D
				480786
Please make your check payable to B&W PIPELINE, LLC			Total	\$13,897.67

Phone #

1-865-240-0167

E-mail

talktous@enrema.com



10025 Investment Dr.
 Suite 160
 Knoxville, TN 37932

Invoice

Date	Invoice #
7/31/2018	361

Bill To
Navitas Utility Corporation 3186 Airway Avenue Unit D, Costa Mesa CA 92626

DUE 05/21/21

01/19/20

P.O. No.	Terms	Project

1	Customer Base Use Charge (Navitas Utilities)		13,897.67	13,897.67
	Gas Transported During July 2018			
	Services Have Been Rendered At The Date of The Invoice This Invoice Is Due In Full 30 Days From The Date Shown Above Payments Received After This Date Will Incur a 6% per Month Late Payment Penalty			
	<u>SPECTRO</u>	27271	2540	6925.74
	<u>SPORTO</u>	27271	3132	8542.37
	<u>KYPD</u>			<13,349.07>
				<6423.33> R
				8542.37 D
				2119.04

Please make your check payable to B&W PIPELINE, LLC			Total	\$13,897.67
---	--	--	--------------	--------------------

Phone #	1-865-240-0167	E-mail	talktous@enrema.com
---------	----------------	--------	---------------------



10025 Investment Dr.
Suite 160
Knoxville, TN 37932

Invoice

Date	Invoice #
8/31/2018	365

Bill To
Navitas Utility Corporation 3186 Airway Avenue Unit D Costa Mesa CA 92626

DUE 06/30/21
01/14/20
L D

P.O. No.	Terms	Project

1	Customer Base Use Charge (Navitas Utilities)		13,897.67	13,897.67
	Gas Transported During August 2018			
	Services Have Been Rendered At The Date of The Invoice This Invoice Is Due in Full 30 Days From The Date Shown Above Payments Received After This Date Will Incur a 5% per Month Late Payment Penalty			
	SPECTRO	2,727.11	11.34	3097.17
	SPECTRO	2,727.11	5719	15,597.10
	KYPD			< 13,257.70 >
				< 10,160.53 > R
				15,597.10 D
				5436.57
Please make your check payable to B&W PIPELINE, LLC			Total	\$13,897.67

Phone #	1-865-240-0167	E-mail	talktous@enrema.com
---------	----------------	--------	---------------------



10025 Investment Dr.
Suite 160
Knoxville, TN 37932

Invoice

Date	Invoice #
9/30/2018	369

Bill To
Navitas Utility Corporation 3186 Airway Avenue Unit D, Costa Mesa CA 92626

01/17/20
DUE 07/31/21

P.O. No.	Terms	Project

1	Customer Base Use Charge (Navitas Utilities)		13,897.67	13,897.67
	Gas Transported During September 2018			
	Services Have Been Rendered At The Date of The Invoice This Invoice Is Due in Full 30 Days From The Date Shown Above Payments Received After This Date Will Incur a 5% per Month Late Payment Penalty			
	<u>SPECTRA</u>	2,727.1	1458	3,976.11
	<u>SPORTO</u>	2,727.1	4625	12,612.29
	<u>KYDD</u>			<13,357.26>
				<9,381.15> R
				12,612.29 D
				<u>32,311.4</u>
Please make your check payable to B&W PIPELINE, LLC			Total	\$13,897.67

Phone # 1-865-240-0167 E-mail talktous@enrenerg.com



10025 Investment Dr.
Suite 160
Knoxville, TN 37932

Invoice

Date	Invoice #
10/31/2018	373

Bill To
Navitas Utility Corporation 3186 Airway Avenue Unit D Costa Mesa CA 92626

DUE 08/31/21

01/19/20

P.O. No.	Terms	Project

1	Customer Base Use Charge (Navitas Utilities)		13,897.67	13,897.67
	Gas Transported During October 2018			
	Services Have Been Rendered At The Date of The Invoice This Invoice Is Due in Full 30 Days From The Date Shown Above Payments Received After This Date Will Incur a 5% per Month Late Payment Penalty			
	SPECTRA	2,727.11	4705	12,830.46
	SPECTRO	2,727.11	2597	7080.92
	KYPD			< 13,467.70
				< 637.24 > R 7080.92 D 6443.68
Please make your check payable to B&W PIPELINE, LLC			Total	\$13,897.67

Phone #	1-865-240-0167	E-mail	talktous@enrema.com
---------	----------------	--------	---------------------



10025 Investment Dr.
Suite 160
Knoxville, TN 37932

Invoice

Date	Invoice #
11/30/2018	377

Bill To
Navitas Utility Corporation
3186 Airway Avenue
Unit D, Costa Mesa
CA 92626

DUE 01/30/21

01/17/20

P.O. No.	Terms	Project

1	Customer Base Use Charge (Navitas Utilities)		13,897.67	13,897.67
	Gas Transported During November 2018			
	Services Have Been Rendered At The Date of The Invoice This Invoice Is Due in Full 30 Days From The Date Shown Above Payments Received After This Date Will Incur a 5% per Month Late Payment Penalty			
	<i>SPECTRA</i>	<i>2,727.11</i>	<i>9780</i>	<i>26,672.13</i>
	<i>SPORTO</i>	<i>2,727.11</i>	<i>3595</i>	<i>9804.47</i>
	<i>KYPD</i>			<i>13,562.15</i>
				<i>13,109.98 R</i>
				<i>9804.47 D</i>
				<i>22,914.45</i>
Please make your check payable to B&W PIPELINE, LLC			Total	\$13,897.67

Phone #	1-865-240-0167	E-mail	talktous@enrema.com
---------	----------------	--------	---------------------



10025 Investment Dr.
Suite 160
Knoxville, TN 37932

Invoice

Date	Invoice #
12/31/2018	381

Bill To
Navitas Utility Corporation 3186 Airway Avenue Unit D Costa Mesa CA 92626

Handwritten: DW 12/31/18
01/19/20
L

P.O. No.	Terms	Project

1	Customer Base Use Charge (Navitas Utilities)		13,897.67	13,897.67
	Gas Transported During December 2018			
	Services Have Been Rendered At The Date of The Invoice This Invoice Is Due in Full 30 Days From The Date Shown Above Payments Received After This Date Will Incur a 5% per Month Late Payment Penalty			
	SPECTRA	27271	10444	28481.29
	SPECTRA	27271	3466	9452.67
	KYPD			<13,656.06> 14,825.23 R 9452.67 D 24,277.90
Please make your check payable to B&W PIPELINE, LLC			Total	\$13,897.67
Phone #	1-865-240-0167	E-mail	talktous@enrema.com	



10025 Investment Dr.
 Suite 160
 Knoxville, TN 37932

Invoice

Date	Invoice #
1/31/2019	385

Bill To

Navitas Utility Corporation
 3186 Airway Avenue
 Unit D, Costa Mesa
 CA 92626

due 11/30/21

01/19/20

P.O. No.	Terms	Project
----------	-------	---------

1 Customer Base Use Charge (Navitas Utilities)	13,897.87	13,897.87
--	-----------	-----------

Gas Transported During January 2019

Services Have Been Rendered At The Date of The Invoice
 This Invoice Is Due in Full 30 Days From The Date Shown Above
 Payments Received After This Date Will Incur a 5% per Month Late Payment Penalty

<u>SPECTRA</u>	27271	10.239	27923.87
<u>SPARTA</u>	27271	1989	5423.11

KYPD

< \$ 13637.70 >
 14,286.17 R
 5423.11 D
19,709.28

Please make your check payable to B&W PIPELINE, LLC

Total \$13,897.87

Phone # 1-865-240-7167

Email

talkouts@emema.com

Exhibit 1.2

Billing Edit List--Revenue Class Totals

Navitas KY NG, LLC

From: 02/07/2019 Through: 02/07/2019

REGULAR AND FINAL BILLS

Sorted by: Name

Revenue Class	Number of Bills	Actual Usage	Billed Usage	Met. Dep App/Ref	Prev. Balance	Current Charge	Taxes	Current Discount	Net Amt.	Pending Late Fees	Gross Amount
RESIDENTIAL GAS	82	7054.	7054.	-741.33	-2060.55	3258.97	0.00	0.00	457.09	192.73	649.82
RESIDENTIAL PGA	81	7054.	7054.	-184.02	768.89	4507.16	0.00	0.00	5092.03	229.53	5321.56
RESIDENTIAL CUST CHARGE	83			-40.00	110.46	664.00	0.00	0.00	734.46	33.52	767.98
RESIDENTIAL STATE TAX	1			0.00	-8.71	0.00	0.00	0.00	-8.71	0.00	-8.71
RESIDENTIAL COUNTY FRN	21			-5.34	23.17	109.42	0.00	0.00	127.25	6.32	133.57
RESIDENTIAL CITY FRN TAX	63			-19.81	79.16	468.57	0.00	0.00	527.92	23.88	551.80
RESIDENTIAL OTHER TAX	81			-9.50	45.26	232.96	0.00	0.00	268.72	12.19	280.91
COMMERCIAL GAS	57	35359.	35359.	-241.30	-1744.73	12799.96	0.00	0.00	10813.93	633.04	11446.97
COMMERCIAL PGA	57	35359.	35359.	-84.34	3102.46	22592.63	0.00	0.00	25610.75	1113.15	26723.90
COMMERCIAL CUST CHARGE	58			-70.00	283.50	2030.00	0.00	0.00	2243.50	112.13	2355.63
COMMERCIAL STATE TAX	30			0.00	182.71	457.26	0.00	0.00	639.97	32.01	671.98
COMMERCIAL COUNTY FRN	13			0.00	-27.63	93.12	0.00	0.00	65.49	4.66	70.15
COMMERCIAL CITY FRN TAX	27			-0.40	-1435.92	491.34	0.00	0.00	-944.98	37.47	-907.51
COMMERCIAL OTHER TAX	57			-3.96	463.37	1061.73	0.00	0.00	1521.14	76.08	1597.22
INDUSTRIAL GAS	15	78343.	78343.	0.00	-330235.64	28360.16	0.00	0.00	-301875.48	369.69	-301505.79
INDUSTRIAL PGA	15	78343.	78343.	0.00	-63826.06	50057.26	0.00	0.00	-13768.80	653.00	-13115.80
INDUSTRIAL CUST CHARGE	15			0.00	157.50	1125.00	0.00	0.00	1282.50	60.39	1342.89
INDUSTRIAL STATE TAX	14			0.00	-5511.21	4463.61	0.00	0.00	-1047.60	49.30	-998.30
INDUSTRIAL COUNTY FRN	5			0.00	-4625.99	3271.25	0.00	0.00	-1354.74	16.98	-1337.76
INDUSTRIAL CITY FRN TAX	11			0.00	-8103.10	10393.8	0.00	0.00	-7063.72	54.65	-7009.07
INDUSTRIAL OTHER TAX	15			0.00	-2755.61	2352.51	0.00	0.00	-403.10	30.68	-372.42
AGRICULTURE HEAT GAS	5	1524.	1524.	0.00	0.00	551.68	0.00	0.00	551.68	27.59	579.27
AGRICULTURE HEAT PGA	5	1524.	1524.	0.00	0.00	973.75	0.00	0.00	973.75	48.69	1022.44
AGRICULTURE HEAT CUST CHARGE	5			0.00	0.00	175.00	0.00	0.00	175.00	8.75	183.75
AGRICULTURE HEAT STATE TAX	2			0.00	0.00	74.65	0.00	0.00	74.65	3.74	78.39
AGRICULTURE HEAT COUNTY FRN	5			0.00	0.00	76.28	0.00	0.00	76.28	3.81	80.09
AGRICULTURE HEAT OTHER TAX	5			0.00	0.00	45.75	0.00	0.00	45.75	2.28	48.03
Grand Total	828	244560	244560	-1400.00	-415118.67	141333.40	0.00	0.00	-275185.27	3836.26	-271349.01

Billing Edit List--Revenue Class Totals

Navitas KY NG, LLC

From: 01/07/2018 Through: 01/07/2019

REGULAR AND FINAL BILLS

Sorted by: Name

Revenue Class	Number of Bills	Actual Usage	Billed Usage	Met. Dep App/Ref	Prev. Balance	Current Charge	Taxes	Current Discount	Net Amt.	Pending Late Fees	Gross Amount
RESIDENTIAL GAS	83	6835.	6835.	-103.37	-1791.78	3157.73	0.00	0.00	1262.58	196.85	1459.43
RESIDENTIAL PGA	82	6835.	6835.	-114.59	349.47	4420.68	0.00	0.00	4655.56	232.64	4888.20
RESIDENTIAL CUST CHARGE	84			0.00	141.72	664.00	0.00	0.00	805.72	36.44	842.16
RESIDENTIAL STATE TAX	1			0.00	-8.71	8.71	0.00	0.00	0.00	0.00	0.00
RESIDENTIAL COUNTY FRN	21			0.00	10.57	110.21	0.00	0.00	120.78	6.05	126.83
RESIDENTIAL CITY FRN TAX	64			-14.64	27.79	464.87	0.00	0.00	478.02	23.88	501.90
RESIDENTIAL OTHER TAX	82			-2.39	20.88	227.36	0.00	0.00	245.85	12.33	258.18
COMMERCIAL GAS	56	36701.	36701.	-8.21	-2376.23	13285.75	0.00	0.00	10901.31	649.43	11550.74
COMMERCIAL PGA	56	36701.	36701.	0.00	2191.66	23735.24	0.00	0.00	25926.90	1134.72	27061.62
COMMERCIAL CUST CHARGE	58			-2.81	175.00	2030.00	0.00	0.00	2202.19	103.09	2305.28
COMMERCIAL STATE TAX	30			0.00	80.39	498.26	0.00	0.00	578.65	21.71	600.36
COMMERCIAL COUNTY FRN	13			0.00	-27.63	102.03	0.00	0.00	74.40	5.10	79.50
COMMERCIAL CITY FRN TAX	26			-8.11	-1570.00	530.09	0.00	0.00	-1048.02	22.72	-1025.30
COMMERCIAL OTHER TAX	56			0.00	339.79	1110.66	0.00	0.00	1450.45	68.94	1519.39
INDUSTRIAL GAS	14	84833.	84833.	-9.33	-214506.84	30709.56	0.00	0.00	-183806.61	364.09	-183442.52
INDUSTRIAL PGA	14	84833.	84833.	0.00	-106467.15	54863.21	0.00	0.00	-51603.94	651.27	-50952.67
INDUSTRIAL CUST CHARGE	15			0.00	82.50	1125.00	0.00	0.00	1207.50	60.38	1267.88
INDUSTRIAL STATE TAX	13			0.00	-9501.77	4935.54	0.00	0.00	-4566.23	51.01	-4515.22
INDUSTRIAL COUNTY FRN	5			0.00	-7942.62	3560.58	0.00	0.00	-4382.04	13.65	-4368.39
INDUSTRIAL CITY FRN TAX	10			0.00	-8117.26	1148.90	0.00	0.00	-6968.36	59.40	-6908.96
INDUSTRIAL OTHER TAX	14			0.00	-4750.88	2567.18	0.00	0.00	-2183.70	30.47	-2153.23
AGRICULTURE HEAT GAS	5	10732.	10732.	0.00	3346.34	3884.98	0.00	0.00	7231.32	361.57	7592.89
AGRICULTURE HEAT PGA	5	10732.	10732.	0.00	5978.28	6940.60	0.00	0.00	12918.88	645.92	13564.80
AGRICULTURE HEAT CUST CHARGE	5			0.00	140.00	175.00	0.00	0.00	315.00	15.75	330.75
AGRICULTURE HEAT STATE TAX	2			0.00	0.00	217.88	0.00	0.00	217.88	10.90	228.78
AGRICULTURE HEAT COUNTY FRN	5			0.00	466.23	541.28	0.00	0.00	1007.51	50.38	1057.89
AGRICULTURE HEAT OTHER TAX	5			0.00	279.74	324.77	0.00	0.00	604.51	30.23	634.74
Grand Total	824	278202	278202	-263.45	-343430.51	161340.07	0.00	0.00	-182353.89	4858.92	-177494.97

Billing Edit List--Revenue Class Totals

Navitas KY NG, LLC

From: 12/07/2018 Through: 12/07/2018

REGULAR AND FINAL BILLS

Sorted by: Name

Revenue Class	Number of Bills	Actual Usage	Billed Usage	Met. Dep App/Ref	Prev. Balance	Current Change	Taxes	Current Discount	Net Amt.	Pending Late Fees	Gross Amount
RESIDENTIAL GAS	78	4760.	4760.	0.00	-2742.78	2199.12	0.00	0.00	-543.66	115.33	-428.33
RESIDENTIAL PGA	77	4760.	4760.	0.00	45.90	3078.39	0.00	0.00	3124.29	133.41	3257.70
RESIDENTIAL CUST CHARGE	81			0.00	73.72	648.00	0.00	0.00	721.72	32.41	754.13
RESIDENTIAL COUNTY FRN	20			0.00	0.35	65.13	0.00	0.00	65.48	3.29	68.77
RESIDENTIAL CITY FRN TAX	59			0.00	6.36	325.98	0.00	0.00	332.34	14.44	346.78
RESIDENTIAL OTHER TAX	77			0.00	2.62	158.36	0.00	0.00	160.98	7.16	168.14
COMMERCIAL GAS	57	26755.	26755.	0.00	-3119.24	9685.34	0.00	0.00	6566.10	445.89	7011.99
COMMERCIAL PGA	57	26755.	26755.	0.00	335.71	17303.00	0.00	0.00	17638.71	754.26	18392.97
COMMERCIAL CUST CHARGE	58			0.00	172.97	2030.00	0.00	0.00	2202.97	104.83	2307.80
COMMERCIAL STATE TAX	30			0.00	31.31	361.45	0.00	0.00	392.76	15.62	408.38
COMMERCIAL COUNTY FRN	13			0.00	-27.63	78.84	0.00	0.00	51.21	3.94	55.15
COMMERCIAL CITY FRN TAX	27			0.00	-1652.36	376.95	0.00	0.00	-1275.41	15.59	-1259.82
COMMERCIAL OTHER TAX	57			0.00	15.65	809.65	0.00	0.00	825.30	39.27	864.57
INDUSTRIAL GAS	15	92993.	92993.	0.00	-357020.86	33663.45	0.00	0.00	-323357.41	252.13	-323105.28
INDUSTRIAL PGA	14	92993.	92993.	0.00	-64616.47	60140.44	0.00	0.00	-4476.03	476.23	-3999.80
INDUSTRIAL CUST CHARGE	15			0.00	78.75	1125.00	0.00	0.00	1203.75	56.20	1259.95
INDUSTRIAL STATE TAX	13			0.00	-5585.18	5461.75	0.00	0.00	-123.43	36.24	-87.19
INDUSTRIAL COUNTY FRN	5			0.00	-4654.32	4156.13	0.00	0.00	-498.19	10.44	-487.75
INDUSTRIAL CITY FRN TAX	10			0.00	-8156.40	854.52	0.00	0.00	-7301.88	42.73	-7259.15
INDUSTRIAL OTHER TAX	14			0.00	-2792.58	2814.11	0.00	0.00	21.53	22.30	43.83
AGRICULTURE HEAT GAS	5	9248.	9248.	0.00	1.09	3347.79	0.00	0.00	3348.88	167.44	3516.32
AGRICULTURE HEAT PGA	5	9248.	9248.	0.00	1.94	5980.87	0.00	0.00	5982.81	299.13	6281.94
AGRICULTURE HEAT CUST CHARGE	5			0.00	35.00	175.00	0.00	0.00	210.00	10.50	220.50
AGRICULTURE HEAT STATE TAX	2			0.00	0.00	0.42	0.00	0.00	0.42	0.02	0.44
AGRICULTURE HEAT COUNTY FRN	5			0.00	0.15	466.43	0.00	0.00	466.58	23.34	489.92
AGRICULTURE HEAT OTHER TAX	5			0.00	0.09	279.86	0.00	0.00	279.95	14.00	293.95
Grand Total	804	267512	267512	0.00	-449566.21	155585.98	0.00	0.00	-293980.23	3096.14	-290884.09

Billing Edit List--Revenue Class Totals

Navitas KY NG, LLC

From: 11/07/2018 Through: 11/07/2018

REGULAR AND FINAL BILLS

Sorted by: Name

Revenue Class	Number of Bills	Actual Usage	Billed Usage	Met. Dep App/Ref	Prev. Balance	Current Charge	Taxes	Current Discount	Net Amt.	Pending Late Fees	Gross Amount
RESIDENTIAL GAS	70	1204.	1204.	0.00	-2640.26	556.24	0.00	0.00	-2084.02	27.16	-2056.86
RESIDENTIAL PGA	69	1204.	1204.	0.00	25.00	778.61	0.00	0.00	803.61	34.30	837.91
RESIDENTIAL CUST CHARGE	77			0.00	175.20	616.00	0.00	0.00	791.20	35.79	826.99
RESIDENTIAL COUNTY FRN	17			0.00	0.00	17.36	0.00	0.00	17.36	0.88	18.24
RESIDENTIAL CITY FRN TAX	54			0.00	3.70	82.79	0.00	0.00	86.49	3.62	90.11
RESIDENTIAL OTHER TAX	69			0.00	1.39	40.07	0.00	0.00	41.46	1.85	43.31
COMMERCIAL GAS	48	10986.	10986.	0.00	-2608.41	3976.90	0.00	0.00	1368.49	200.73	1569.22
COMMERCIAL PGA	48	10986.	10986.	0.00	402.51	7104.96	0.00	0.00	7507.47	358.66	7866.13
COMMERCIAL CUST CHARGE	57			0.00	209.64	1995.00	0.00	0.00	2204.64	106.73	2311.37
COMMERCIAL STATE TAX	28			0.00	37.48	100.41	0.00	0.00	137.89	5.35	143.24
COMMERCIAL COUNTY FRN	13			0.00	-27.63	30.79	0.00	0.00	3.16	1.54	4.70
COMMERCIAL CITY FRN TAX	23			0.00	49.98	536.78	0.00	0.00	586.76	27.27	614.03
COMMERCIAL OTHER TAX	48			0.00	18.73	332.45	0.00	0.00	351.18	16.80	367.98
INDUSTRIAL GAS	15	60709.	60709.	0.00	-366068.35	21976.65	0.00	0.00	-344091.70	166.06	-343925.64
INDUSTRIAL PGA	15	60709.	60709.	0.00	-64629.37	39262.32	0.00	0.00	-25367.05	297.91	-25069.14
INDUSTRIAL CUST CHARGE	15			0.00	0.00	1125.00	0.00	0.00	1125.00	52.50	1177.50
INDUSTRIAL STATE TAX	14			0.00	-5586.39	3536.22	0.00	0.00	-2050.17	20.96	-2029.21
INDUSTRIAL COUNTY FRN	5			0.00	-4655.33	2718.23	0.00	0.00	-1937.10	6.05	-1931.05
INDUSTRIAL CITY FRN TAX	11			0.00	-8156.40	549.95	0.00	0.00	-7606.45	27.50	-7578.95
INDUSTRIAL OTHER TAX	15			0.00	-2793.19	1837.17	0.00	0.00	-956.02	13.94	-942.08
AGRICULTURE HEAT GAS	5	114.	114.	0.00	157.11	41.27	0.00	0.00	198.38	9.92	208.30
AGRICULTURE HEAT PGA	5	114.	114.	0.00	284.52	73.73	0.00	0.00	358.25	17.90	376.15
AGRICULTURE HEAT CUST CHARGE	5			0.00	140.00	175.00	0.00	0.00	315.00	15.75	330.75
AGRICULTURE HEAT STATE TAX	2			0.00	0.00	6.65	0.00	0.00	6.65	0.33	6.98
AGRICULTURE HEAT COUNTY FRN	5			0.00	22.08	5.75	0.00	0.00	27.83	1.40	29.23
AGRICULTURE HEAT OTHER TAX	5			0.00	13.25	3.45	0.00	0.00	16.70	0.83	17.53
Grand Total	738	146026	146026	0.00	-455624.74	87479.75	0.00	0.00	-368144.99	1451.73	-366693.26

Billing Edit List--Revenue Class Totals

Navitas KY NG, LLC

From: 10/07/2018 Through: 10/07/2018

REGULAR AND FINAL BILLS

Sorted by: Name

Revenue Class	Number of Bills	Actual Usage	Billed Usage	Met. Dep App/Ref	Prev. Balance	Current Change	Taxes	Current Discount	Net Amt.	Pending Late Fees	Gross Amount
RESIDENTIAL GAS	39	206.	206.	0.00	-2478.10	95.17	0.00	0.00	-2382.93	8.22	-2374.71
RESIDENTIAL PGA	31	206.	206.	0.00	96.12	135.05	0.00	0.00	231.17	10.27	241.44
RESIDENTIAL CUST CHARGE	75			0.00	201.32	600.00	0.00	0.00	801.32	36.26	837.58
RESIDENTIAL COUNTY FRN	11			0.00	0.00	3.26	0.00	0.00	3.26	0.14	3.40
RESIDENTIAL CITY FRN TAX	21			0.00	12.32	13.34	0.00	0.00	25.66	1.15	26.81
RESIDENTIAL OTHER TAX	31			0.00	4.63	6.91	0.00	0.00	11.54	0.52	12.06
COMMERCIAL GAS	32	8813.	8813.	0.00	-2832.43	3190.30	0.00	0.00	357.87	152.96	510.83
COMMERCIAL PGA	32	8813.	8813.	0.00	0.00	5777.44	0.00	0.00	5777.44	276.93	6054.37
COMMERCIAL CUST CHARGE	56			0.00	101.13	1960.00	0.00	0.00	2061.13	101.33	2162.46
COMMERCIAL STATE TAX	17			0.00	0.00	116.06	0.00	0.00	116.06	4.68	120.74
COMMERCIAL COUNTY FRN	7			0.00	-27.63	35.40	0.00	0.00	7.77	1.78	9.55
COMMERCIAL CITY FRN TAX	15			0.00	0.00	438.29	0.00	0.00	438.29	20.43	458.72
COMMERCIAL OTHER TAX	32			0.00	0.00	268.99	0.00	0.00	268.99	12.88	281.87
INDUSTRIAL GAS	13	51542.	51542.	0.00	-373264.06	18658.21	0.00	0.00	-354605.85	206.27	-354399.58
INDUSTRIAL PGA	13	51542.	51542.	0.00	-64420.80	33788.88	0.00	0.00	-30631.92	373.55	-30258.37
INDUSTRIAL CUST CHARGE	15			0.00	78.75	1125.00	0.00	0.00	1203.75	56.44	1260.19
INDUSTRIAL STATE TAX	12			0.00	-5566.96	2928.62	0.00	0.00	-2638.34	23.88	-2614.46
INDUSTRIAL COUNTY FRN	4			0.00	-4655.33	2242.41	0.00	0.00	-2412.92	9.19	-2403.73
INDUSTRIAL CITY FRN TAX	10			0.00	-8130.50	607.92	0.00	0.00	-7522.58	31.68	-7490.90
INDUSTRIAL OTHER TAX	13			0.00	-2783.48	1573.40	0.00	0.00	-1210.08	17.41	-1192.67
AGRICULTURE HEAT GAS	5	267.	267.	0.00	203.45	96.66	0.00	0.00	300.11	15.01	315.12
AGRICULTURE HEAT PGA	5	267.	267.	0.00	368.43	175.05	0.00	0.00	543.48	27.15	570.63
AGRICULTURE HEAT CUST CHARGE	5			0.00	125.84	175.00	0.00	0.00	300.84	15.04	315.88
AGRICULTURE HEAT STATE TAX	2			0.00	0.00	14.84	0.00	0.00	14.84	0.74	15.58
AGRICULTURE HEAT COUNTY FRN	5			0.00	28.59	13.59	0.00	0.00	42.18	2.12	44.30
AGRICULTURE HEAT OTHER TAX	5			0.00	17.16	8.15	0.00	0.00	25.31	1.26	26.57
Grand Total	506	121656	121656	0.00	-462921.55	74047.94	0.00	0.00	-388873.61	1407.29	-387466.32

Billing Edit List--Revenue Class Totals

Navitas KY NG, LLC

From: 09/07/2018 Through: 09/07/2018

REGULAR AND FINAL BILLS

Sorted by: Name

Revenue Class	Number of Bills	Actual Usage	Billed Usage	Met. Dep App/Ref	Prev. Balance	Current Charge	Taxes	Current Discount	Net Amt.	Pending Late Fees	Gross Amount
RESIDENTIAL GAS	39	247.	247.	0.00	-2232.83	114.11	0.00	0.00	-2118.72	9.07	-2109.65
RESIDENTIAL PGA	30	247.	247.	0.00	134.44	161.94	0.00	0.00	296.38	13.23	309.61
RESIDENTIAL CUST CHARGE	76			0.00	208.78	608.00	0.00	0.00	816.78	37.06	853.84
RESIDENTIAL COUNTY FRN	10			0.00	0.18	3.02	0.00	0.00	3.20	0.14	3.34
RESIDENTIAL CITY FRN TAX	21			0.00	17.71	17.36	0.00	0.00	35.07	1.60	36.67
RESIDENTIAL OTHER TAX	30			0.00	6.73	8.28	0.00	0.00	15.01	0.71	15.72
COMMERCIAL GAS	31	6880.	6880.	0.00	1.52	2490.56	0.00	0.00	2492.08	124.62	2616.70
COMMERCIAL PGA	31	6880.	6880.	0.00	2.75	4510.24	0.00	0.00	4512.99	225.63	4738.62
COMMERCIAL CUST CHARGE	56			0.00	101.13	1960.00	0.00	0.00	2061.13	103.10	2164.23
COMMERCIAL STATE TAX	16			0.00	0.00	80.66	0.00	0.00	80.66	4.02	84.68
COMMERCIAL COUNTY FRN	8			0.00	-27.63	23.34	0.00	0.00	-4.29	1.18	-3.11
COMMERCIAL CITY FRN TAX	13			0.00	0.35	370.30	0.00	0.00	370.65	18.53	389.18
COMMERCIAL OTHER TAX	31			0.00	0.13	210.00	0.00	0.00	210.13	10.49	220.62
INDUSTRIAL GAS	12	60857.	60857.	0.00	-383202.46	22030.23	0.00	0.00	-361172.23	119.20	-361053.03
INDUSTRIAL PGA	12	60857.	60857.	0.00	-64629.37	39895.42	0.00	0.00	-24733.95	215.83	-24518.12
INDUSTRIAL CUST CHARGE	15			0.00	0.00	1125.00	0.00	0.00	1125.00	52.50	1177.50
INDUSTRIAL STATE TAX	12			0.00	-5586.39	3715.55	0.00	0.00	-1870.84	20.11	-1850.73
INDUSTRIAL COUNTY FRN	4			0.00	-4655.33	2763.54	0.00	0.00	-1891.79	0.11	-1891.68
INDUSTRIAL CITY FRN TAX	10			0.00	-8156.40	532.40	0.00	0.00	-7624.00	26.63	-7597.37
INDUSTRIAL OTHER TAX	12			0.00	-2793.19	1857.77	0.00	0.00	-935.42	10.05	-925.37
AGRICULTURE HEAT GAS	3	562.	562.	0.00	0.00	203.45	0.00	0.00	203.45	10.18	213.63
AGRICULTURE HEAT PGA	3	562.	562.	0.00	0.00	368.43	0.00	0.00	368.43	18.41	386.84
AGRICULTURE HEAT CUST CHARGE	5			0.00	20.84	175.00	0.00	0.00	195.84	9.79	205.63
AGRICULTURE HEAT COUNTY FRN	3			0.00	0.00	28.59	0.00	0.00	28.59	1.43	30.02
AGRICULTURE HEAT OTHER TAX	3			0.00	0.00	17.16	0.00	0.00	17.16	0.86	18.02
Grand Total	486	137092	137092	0.00	-470789.04	83270.35	0.00	0.00	-387518.69	1034.48	-386484.21

Billing Edit List--Revenue Class Totals

Navitas KY NG, LLC

From: 08/07/2018 Through: 08/07/2018

REGULAR AND FINAL BILLS

Sorted by: Name

Revenue Class	Number of Bills	Actual Usage	Billed Usage	Met. Dep App/Ref	Prev. Balance	Current Charge	Taxes	Current Discount	Net Aml.	Pending Late Fees	Gross Amount
RESIDENTIAL GAS	43	181.	181.	0.00	-1916.25	83.61	0.00	0.00	-1832.64	19.60	-1813.04
RESIDENTIAL PGA	34	181.	181.	0.00	790.58	118.64	0.00	0.00	909.22	44.39	953.61
RESIDENTIAL CUST CHARGE	78			0.00	387.75	624.00	0.00	0.00	1011.75	46.33	1058.08
RESIDENTIAL COUNTY FRN	11			0.00	0.87	2.46	0.00	0.00	3.33	0.16	3.49
RESIDENTIAL CITY FRN TAX	24			0.00	107.18	12.35	0.00	0.00	119.53	5.85	125.38
RESIDENTIAL OTHER TAX	34			0.00	40.71	6.07	0.00	0.00	46.78	2.30	49.08
COMMERCIAL GAS	27	5071.	5071.	0.00	44.09	1835.69	0.00	0.00	1879.78	94.00	1973.78
COMMERCIAL PGA	27	5071.	5071.	0.00	96.53	3324.36	0.00	0.00	3420.89	171.02	3591.91
COMMERCIAL CUST CHARGE	56			0.00	101.13	1960.00	0.00	0.00	2061.13	103.06	2164.19
COMMERCIAL STATE TAX	15			0.00	8.43	69.82	0.00	0.00	78.25	3.93	82.18
COMMERCIAL COUNTY FRN	7			0.00	-27.63	22.93	0.00	0.00	-4.70	1.15	-3.55
COMMERCIAL CITY FRN TAX	13			0.00	11.24	301.70	0.00	0.00	312.94	15.65	328.59
COMMERCIAL OTHER TAX	27			0.00	4.23	154.80	0.00	0.00	159.03	7.94	166.97
INDUSTRIAL GAS	13	51408.	51408.	0.00	-388664.06	18609.69	0.00	0.00	-370054.37	262.43	-369791.94
INDUSTRIAL PGA	13	51408.	51408.	0.00	-59291.70	33701.02	0.00	0.00	-25590.68	521.36	-25069.32
INDUSTRIAL CUST CHARGE	15			0.00	236.24	1125.00	0.00	0.00	1361.24	64.30	1425.54
INDUSTRIAL STATE TAX	12			0.00	-5119.86	3069.58	0.00	0.00	-2050.28	43.59	-2006.69
INDUSTRIAL COUNTY FRN	4			0.00	-4655.33	2279.80	0.00	0.00	-2375.53	2.97	-2372.56
INDUSTRIAL CITY FRN TAX	10			0.00	-7534.35	537.19	0.00	0.00	-6997.16	57.97	-6939.19
INDUSTRIAL OTHER TAX	13			0.00	-2559.92	1569.33	0.00	0.00	-990.59	23.52	-967.07
AGRICULTURE HEAT GAS	5	62.	62.	0.00	461.92	22.44	0.00	0.00	484.36	24.22	508.58
AGRICULTURE HEAT PGA	5	62.	62.	0.00	1011.31	40.65	0.00	0.00	1051.96	52.61	1104.57
AGRICULTURE HEAT CUST CHARGE	5			0.00	210.00	175.00	0.00	0.00	385.00	19.25	404.25
AGRICULTURE HEAT STATE TAX	2			0.00	0.00	3.72	0.00	0.00	3.72	0.19	3.91
AGRICULTURE HEAT COUNTY FRN	5			0.00	73.66	3.16	0.00	0.00	76.82	3.83	80.65
AGRICULTURE HEAT OTHER TAX	5			0.00	44.20	1.90	0.00	0.00	46.10	2.30	48.40
Grand Total	503	113444	113444	0.00	-466139.03	69654.91	0.00	0.00	-396484.12	1593.92	-394890.20

Billing Edit List--Revenue Class Totals

Navitas KY NG, LLC

From: 07/07/2018 Through: 07/07/2018

REGULAR AND FINAL BILLS

Sorted by: Name

Revenue Class	Number of Bills	Actual Usage	Billed Usage	Met. Dep App/Ref	Prev. Balance	Current Change	Taxes	Current Discount	Net Amt.	Pending Late Fees	Gross Amount
RESIDENTIAL GAS	47	248.	248.	0.00	-1754.41	114.58	0.00	0.00	-1639.83	20.75	-1619.08
RESIDENTIAL PGA	40	248.	248.	0.00	763.42	196.56	0.00	0.00	959.98	46.95	1006.93
RESIDENTIAL CUST CHARGE	80			0.00	269.27	640.00	0.00	0.00	909.27	42.73	952.00
RESIDENTIAL STATE TAX	1			0.00	0.00	0.00	0.00	0.00	0.00	0.00	0.00
RESIDENTIAL COUNTY FRN	13			0.00	0.14	4.69	0.00	0.00	4.83	0.21	5.04
RESIDENTIAL CITY FRN TAX	29			0.00	108.07	17.45	0.00	0.00	125.52	6.24	131.76
RESIDENTIAL OTHER TAX	40			0.00	42.63	9.32	0.00	0.00	51.95	2.57	54.52
COMMERCIAL GAS	33	6764.	6764.	0.00	106.98	2448.59	0.00	0.00	2555.57	127.86	2683.43
COMMERCIAL PGA	31	6764.	6764.	0.00	180.59	5360.90	0.00	0.00	5541.49	277.06	5818.55
COMMERCIAL CUST CHARGE	56			0.00	64.38	1960.00	0.00	0.00	2024.38	101.16	2125.54
COMMERCIAL STATE TAX	17			0.00	15.78	122.89	0.00	0.00	138.67	6.91	145.58
COMMERCIAL COUNTY FRN	8			0.00	-27.63	51.26	0.00	0.00	23.63	2.56	26.19
COMMERCIAL CITY FRN TAX	14			0.00	21.04	438.35	0.00	0.00	459.39	22.97	482.36
COMMERCIAL OTHER TAX	31			0.00	7.90	234.28	0.00	0.00	242.18	12.15	254.33
INDUSTRIAL GAS	12	58276.	58276.	0.00	-397912.56	21095.92	0.00	0.00	-376816.64	265.46	-376551.18
INDUSTRIAL PGA	12	58276.	58276.	0.00	-59834.30	46187.22	0.00	0.00	-13647.08	583.84	-13063.24
INDUSTRIAL CUST CHARGE	15			0.00	236.25	1125.00	0.00	0.00	1361.25	64.30	1425.55
INDUSTRIAL STATE TAX	12			0.00	-5167.29	4036.98	0.00	0.00	-1130.31	51.03	-1079.28
INDUSTRIAL COUNTY FRN	3			0.00	-4635.33	2865.51	0.00	0.00	-1789.82	0.13	-1789.69
INDUSTRIAL CITY FRN TAX	10			0.00	-7597.59	797.86	0.00	0.00	-6799.73	67.84	-6731.89
INDUSTRIAL OTHER TAX	12			0.00	-2581.52	2018.50	0.00	0.00	-563.02	25.63	-537.39
AGRICULTURE HEAT GAS	5	1495.	1495.	0.00	9.41	541.20	0.00	0.00	550.61	27.54	578.15
AGRICULTURE HEAT PGA	5	1495.	1495.	0.00	20.61	1184.88	0.00	0.00	1205.49	60.27	1265.76
AGRICULTURE HEAT CUST CHARGE	5			0.00	105.00	175.00	0.00	0.00	280.00	14.00	294.00
AGRICULTURE HEAT STATE TAX	2			0.00	0.00	16.97	0.00	0.00	16.97	0.85	17.82
AGRICULTURE HEAT COUNTY FRN	5			0.00	1.50	86.30	0.00	0.00	87.80	4.39	92.19
AGRICULTURE HEAT OTHER TAX	5			0.00	0.90	51.78	0.00	0.00	52.68	2.64	55.32
Grand Total	543	133566	133566	0.00	-477576.76	9178199	0.00	0.00	-385794.77	1838.04	-383956.73

Billing Edit List--Revenue Class Totals

Navitas KY NG, LLC

From: 06/07/2018 Through: 06/07/2018

REGULAR AND FINAL BILLS

Sorted by: Name

Revenue Class	Number of Bills	Actual Usage	Billed Usage	Met. Dep App/Ref	Prev. Balance	Current Change	Taxes	Current Discount	Net Amt.	Pending Late Fees	Gross Amount
RESIDENTIAL GAS	72	500.	500.	0.00	-1528.07	231.01	0.00	0.00	-1297.06	31.92	-1265.14
RESIDENTIAL PGA	70	500.	500.	0.00	964.27	396.34	0.00	0.00	1360.61	66.72	1427.33
RESIDENTIAL CUST CHARGE	81			0.00	212.67	648.00	0.00	0.00	860.67	40.25	900.92
RESIDENTIAL STATE TAX	1			0.00	0.00	0.00	0.00	0.00	0.00	0.00	0.00
RESIDENTIAL COUNTY FRN	16			0.00	0.00	8.15	0.00	0.00	8.15	0.38	8.53
RESIDENTIAL CITY FRN TAX	57			0.00	130.00	38.28	0.00	0.00	168.28	8.44	176.72
RESIDENTIAL OTHER TAX	70			0.00	49.25	18.84	0.00	0.00	68.09	3.36	71.45
COMMERCIAL GAS	50	9592.	9592.	0.00	522.55	3472.31	0.00	0.00	3994.86	211.14	4206.00
COMMERCIAL PGA	50	9592.	9592.	0.00	1116.33	7602.28	0.00	0.00	8718.61	428.26	9146.87
COMMERCIAL CUST CHARGE	56			0.00	112.09	1960.00	0.00	0.00	2072.09	101.83	2173.92
COMMERCIAL STATE TAX	27			0.00	98.42	130.27	0.00	0.00	228.69	10.74	239.43
COMMERCIAL COUNTY FRN	11			0.00	14.73	46.87	0.00	0.00	61.60	4.47	66.07
COMMERCIAL CITY FRN TAX	25			0.00	92.46	555.56	0.00	0.00	648.02	31.50	679.52
COMMERCIAL OTHER TAX	50			0.00	49.21	332.23	0.00	0.00	381.44	18.74	400.18
INDUSTRIAL GAS	15	59266.	59266.	0.00	-408968.51	21454.29	0.00	0.00	-387514.22	176.65	-387337.57
INDUSTRIAL PGA	15	59266.	59266.	0.00	-64327.74	46971.84	0.00	0.00	-17355.90	386.39	-16969.51
INDUSTRIAL CUST CHARGE	15			0.00	78.75	1125.00	0.00	0.00	1203.75	56.44	1260.19
INDUSTRIAL STATE TAX	14			0.00	-5559.84	4009.54	0.00	0.00	-1550.30	28.98	-1521.32
INDUSTRIAL COUNTY FRN	5			0.00	-4633.20	2969.99	0.00	0.00	-1663.21	5.59	-1657.62
INDUSTRIAL CITY FRN TAX	11			0.00	-8156.40	722.10	0.00	0.00	-7434.30	36.10	-7398.20
INDUSTRIAL OTHER TAX	15			0.00	-2779.91	2052.80	0.00	0.00	-727.11	16.90	-710.21
AGRICULTURE HEAT GAS	5	254.	254.	0.00	0.00	91.95	0.00	0.00	91.95	4.60	96.55
AGRICULTURE HEAT PGA	5	254.	254.	0.00	0.00	201.32	0.00	0.00	201.32	10.06	211.38
AGRICULTURE HEAT CUST CHARGE	5			0.00	0.00	175.00	0.00	0.00	175.00	8.76	183.76
AGRICULTURE HEAT STATE TAX	2			0.00	0.00	15.80	0.00	0.00	15.80	0.79	16.59
AGRICULTURE HEAT COUNTY FRN	5			0.00	0.00	14.66	0.00	0.00	14.66	0.73	15.39
AGRICULTURE HEAT OTHER TAX	5			0.00	0.00	8.79	0.00	0.00	8.79	0.44	9.23
Grand Total	753	139224	139224	0.00	-492512.94	95253.22	0.00	0.00	-397259.72	1690.18	-395569.54

Billing Edit List--Revenue Class Totals

Navitas KY NG, LLC

From: 05/07/2018 Through: 05/07/2018

REGULAR AND FINAL BILLS

Sorted by: Name

Revenue Class	Number of Bills	Actual Usage	Billed Usage	Met. Dep App/Ref	Prev. Balance	Current Charge	Taxes	Current Discount	Net Amt.	Pending Late Fees	Gross Amount
RESIDENTIAL GAS	79	3077.	3077.	-68.38	-1560.70	1421.55	0.00	0.00	-207.53	86.03	-121.50
RESIDENTIAL PGA	78	3077.	3077.	-114.59	1242.38	2382.48	0.00	0.00	3510.27	167.71	3677.98
RESIDENTIAL CUST CHARGE	81			0.00	174.61	648.00	0.00	0.00	822.61	38.73	861.34
RESIDENTIAL STATE TAX	1			0.00	0.00	0.00	0.00	0.00	0.00	0.00	0.00
RESIDENTIAL COUNTY FRN	19			0.00	9.35	57.56	0.00	0.00	66.91	3.28	70.19
RESIDENTIAL CITY FRN TAX	63			-14.64	155.68	223.72	0.00	0.00	364.76	17.33	382.09
RESIDENTIAL OTHER TAX	78			-2.39	63.99	114.14	0.00	0.00	175.74	8.41	184.15
COMMERCIAL GAS	55	20412.	20412.	0.00	167.24	7389.14	0.00	0.00	7556.38	384.84	7941.22
COMMERCIAL PGA	55	20412.	20412.	0.00	357.71	15804.63	0.00	0.00	16162.34	803.90	16966.24
COMMERCIAL CUST CHARGE	56			0.00	73.50	1960.00	0.00	0.00	2033.50	99.97	2133.47
COMMERCIAL STATE TAX	31			0.00	31.50	332.59	0.00	0.00	364.09	17.83	381.92
COMMERCIAL COUNTY FRN	12			0.00	0.00	87.11	0.00	0.00	87.11	4.36	91.47
COMMERCIAL CITY FRN TAX	27			0.00	42.00	1088.82	0.00	0.00	1130.82	56.04	1186.86
COMMERCIAL OTHER TAX	55			0.00	15.75	695.80	0.00	0.00	711.55	35.39	746.94
INDUSTRIAL GAS	15	75840.	75840.	0.00	-417575.56	27454.07	0.00	0.00	-390121.49	396.45	-389725.04
INDUSTRIAL PGA	15	75840.	75840.	0.00	-57936.80	58721.40	0.00	0.00	784.60	856.83	1641.43
INDUSTRIAL CUST CHARGE	15			0.00	236.25	1125.00	0.00	0.00	1361.25	64.31	1425.56
INDUSTRIAL STATE TAX	14			0.00	-4997.10	4970.96	0.00	0.00	-26.14	66.27	40.13
INDUSTRIAL COUNTY FRN	5			0.00	-4655.33	3742.51	0.00	0.00	-912.82	10.67	-902.15
INDUSTRIAL CITY FRN TAX	11			0.00	-7370.67	906.02	0.00	0.00	-6464.65	84.59	-6380.06
INDUSTRIAL OTHER TAX	15			0.00	-2498.44	2585.28	0.00	0.00	86.84	38.15	124.99
AGRICULTURE HEAT GAS	5	8280.	8280.	0.00	1615.96	2997.37	0.00	0.00	4613.33	230.66	4843.99
AGRICULTURE HEAT PGA	5	8280.	8280.	0.00	3456.39	6411.04	0.00	0.00	9867.43	493.37	10360.80
AGRICULTURE HEAT CUST CHARGE	5			0.00	105.00	175.00	0.00	0.00	280.00	14.00	294.00
AGRICULTURE HEAT STATE TAX	2			0.00	0.00	156.13	0.00	0.00	156.13	7.80	163.93
AGRICULTURE HEAT COUNTY FRN	5			0.00	253.62	470.42	0.00	0.00	724.04	36.21	760.25
AGRICULTURE HEAT OTHER TAX	5			0.00	152.16	282.25	0.00	0.00	434.41	21.73	456.14
Grand Total	807	215218	215218	-200.00	-488441.51	142202.99	0.00	0.00	-346438.52	4044.86	-342393.66

Billing Edit List--Revenue Class Totals

Navitas KY NG, LLC

From: 04/07/2018 Through: 04/07/2018

REGULAR AND FINAL BILLS

Sorted by: Name

Revenue Class	Number of Bills	Actual Usage	Billed Usage	Mct. Dep App/Ref	Prev. Balance	Current Charge	Taxes	Current Discount	Net Amt.	Pending Late Fees	Gross Amount
RESIDENTIAL GAS	80	5336.	5336.	0.00	-893.85	2465.25	0.00	0.00	1571.40	146.89	1718.29
RESIDENTIAL PGA	79	5336.	5336.	0.00	1423.17	4131.58	0.00	0.00	5554.75	265.41	5820.16
RESIDENTIAL CUST CHARGE	81			0.00	198.50	648.00	0.00	0.00	846.50	41.12	887.62
RESIDENTIAL STATE TAX	1			0.00	0.00	0.00	0.00	0.00	0.00	0.00	0.00
RESIDENTIAL COUNTY FRN	19			0.00	19.21	93.15	0.00	0.00	112.36	5.65	118.01
RESIDENTIAL CITY FRN TAX	64			0.00	165.35	397.11	0.00	0.00	562.46	26.63	589.09
RESIDENTIAL OTHER TAX	79			0.00	73.52	197.87	0.00	0.00	271.39	13.05	284.44
COMMERCIAL GAS	53	25919.	25919.	0.00	0.00	9382.67	0.00	0.00	9382.67	469.15	9851.82
COMMERCIAL PGA	53	25919.	25919.	0.00	0.00	20068.53	0.00	0.00	20068.53	1003.30	21071.83
COMMERCIAL CUST CHARGE	54			0.00	0.00	1890.00	0.00	0.00	1890.00	94.48	1984.48
COMMERCIAL STATE TAX	30			0.00	0.00	466.00	0.00	0.00	466.00	23.31	489.31
COMMERCIAL COUNTY FRN	13			0.00	0.00	135.62	0.00	0.00	135.62	6.79	142.41
COMMERCIAL CITY FRN TAX	25			0.00	0.00	1152.93	0.00	0.00	1152.93	57.67	1210.60
COMMERCIAL OTHER TAX	53			0.00	0.00	883.57	0.00	0.00	883.57	44.24	927.81
INDUSTRIAL GAS	15	95550.	95550.	0.00	-435333.91	34589.11	0.00	0.00	-400744.80	314.75	-400430.05
INDUSTRIAL PGA	15	95550.	95550.	0.00	-63944.01	73982.46	0.00	0.00	10038.45	673.24	10711.69
INDUSTRIAL CUST CHARGE	15			0.00	102.26	1125.00	0.00	0.00	1227.26	53.87	1281.13
INDUSTRIAL STATE TAX	14			0.00	-5501.92	6235.06	0.00	0.00	733.14	46.52	779.66
INDUSTRIAL COUNTY FRN	5			0.00	-4635.22	4765.38	0.00	0.00	130.16	16.15	146.31
INDUSTRIAL CITY FRN TAX	11			0.00	-8075.94	1061.11	0.00	0.00	-7014.83	54.81	-6960.02
INDUSTRIAL OTHER TAX	15			0.00	-2750.95	3257.15	0.00	0.00	506.20	30.25	536.45
AGRICULTURE HEAT GAS	5	4836.	4836.	0.00	0.00	1750.63	0.00	0.00	1750.63	87.53	1838.16
AGRICULTURE HEAT PGA	5	4836.	4836.	0.00	0.00	3744.42	0.00	0.00	3744.42	187.23	3931.65
AGRICULTURE HEAT CUST CHARGE	5			0.00	0.00	175.00	0.00	0.00	175.00	8.75	183.75
AGRICULTURE HEAT STATE TAX	2			0.00	0.00	25.36	0.00	0.00	25.36	1.27	26.63
AGRICULTURE HEAT COUNTY FRN	5			0.00	0.00	274.75	0.00	0.00	274.75	13.75	288.50
AGRICULTURE HEAT OTHER TAX	5			0.00	0.00	164.84	0.00	0.00	164.84	8.23	173.07
Grand Total	801	263282	263282	0.00	-519153.79	173062.55	0.00	0.00	-346091.24	3694.04	-342397.20

Billing Edit List--Revenue Class Totals

Navitas KY NG, LLC

From: 03/07/2018 Through: 03/07/2018

REGULAR AND FINAL BILLS

Sorted by: Name

Revenue Class	Number of Bills	Actual Usage	Billed Usage	Met. Dep App/Ref	Prev. Balance	Current Charge	Taxes	Current Discount	Net Amt.	Pending Late Fees	Gross Amount
RESIDENTIAL GAS	82	5522.	5522.	0.00	-939.86	2551.16	0.00	0.00	1611.30	164.23	1775.53
RESIDENTIAL PGA	81	5522.	5522.	0.00	1846.58	4275.65	0.00	0.00	6122.23	291.90	6414.13
RESIDENTIAL CUST CHARGE	82			0.00	186.49	656.00	0.00	0.00	842.49	40.35	882.84
RESIDENTIAL COUNTY FRN	19			0.00	30.37	99.85	0.00	0.00	130.22	6.51	136.73
RESIDENTIAL CITY FRN TAX	65			0.00	263.60	406.01	0.00	0.00	669.61	32.11	701.72
RESIDENTIAL OTHER TAX	81			0.00	117.23	204.80	0.00	0.00	322.03	15.61	337.64
COMMERCIAL GAS	53	26370.	26370.	0.00	214.97	9545.95	0.00	0.00	9760.92	488.18	10249.10
COMMERCIAL PGA	53	26370.	26370.	0.00	502.73	20417.79	0.00	0.00	20920.52	1045.86	21966.38
COMMERCIAL CUST CHARGE	55			0.00	106.75	1925.00	0.00	0.00	2031.75	101.60	2133.35
COMMERCIAL STATE TAX	30			0.00	9.02	483.51	0.00	0.00	492.53	24.65	517.18
COMMERCIAL COUNTY FRN	14			0.00	7.52	125.93	0.00	0.00	133.45	6.69	140.14
COMMERCIAL CITY FRN TAX	24			0.00	0.00	1105.53	0.00	0.00	1105.53	55.27	1160.80
COMMERCIAL OTHER TAX	53			0.00	22.14	898.90	0.00	0.00	921.04	46.05	967.09
INDUSTRIAL GAS	15	82176.	82176.	0.00	-443819.08	29747.72	0.00	0.00	-414071.36	489.27	-413582.09
INDUSTRIAL PGA	15	82176.	82176.	0.00	-61525.62	63627.23	0.00	0.00	2101.61	1046.47	3148.08
INDUSTRIAL CUST CHARGE	15			0.00	318.94	1125.00	0.00	0.00	1443.94	68.46	1512.40
INDUSTRIAL STATE TAX	14			0.00	-5313.09	5313.01	0.00	0.00	-0.08	77.67	77.59
INDUSTRIAL COUNTY FRN	5			0.00	-4588.93	3678.20	0.00	0.00	-910.73	19.20	-891.53
INDUSTRIAL CITY FRN TAX	11			0.00	-7898.22	1584.88	0.00	0.00	-6313.34	92.17	-6221.17
INDUSTRIAL OTHER TAX	15			0.00	-2656.53	2801.26	0.00	0.00	144.73	46.08	190.81
AGRICULTURE HEAT GAS	5	9840.	9840.	0.00	3856.03	3562.07	0.00	0.00	7418.10	370.90	7789.00
AGRICULTURE HEAT PGA	5	9840.	9840.	0.00	8159.70	7618.91	0.00	0.00	15778.61	788.94	16567.55
AGRICULTURE HEAT CUST CHARGE	5			0.00	175.00	175.00	0.00	0.00	350.00	17.50	367.50
AGRICULTURE HEAT STATE TAX	2			0.00	0.00	183.67	0.00	0.00	183.67	9.18	192.85
AGRICULTURE HEAT COUNTY FRN	5			0.00	600.79	559.05	0.00	0.00	1159.84	57.99	1217.83
AGRICULTURE HEAT OTHER TAX	5			0.00	360.47	335.43	0.00	0.00	695.90	34.80	730.70
Grand Total	809	247816	247816	0.00	-509963.00	163007.51	0.00	0.00	-346955.49	5437.64	-341517.85

Billing Edit List--Revenue Class Totals

Navitas KY NG, LLC

From: 02/07/2018 Through: 02/07/2018

REGULAR AND FINAL BILLS

Sorted by: Name

Revenue Class	Number of Bills	Actual Usage	Billed Usage	Met. Dep App/Ref	Prev. Balance	Current Charge	Taxes	Current Discount	Net Amt.	Pending Late Fees	Gross Amount
RESIDENTIAL GAS	83	10813.	10813.	-404.65	-1823.04	4995.62	0.00	0.00	2767.93	230.83	2998.76
RESIDENTIAL PGA	81	10813.	10813.	-353.03	750.01	8372.30	0.00	0.00	8769.28	412.88	9182.16
RESIDENTIAL CUST CHARGE	82			-20.66	110.46	656.00	0.00	0.00	745.80	34.94	780.74
RESIDENTIAL COUNTY FRN	19			-6.99	15.88	182.30	0.00	0.00	191.19	9.47	200.66
RESIDENTIAL CITY FRN TAX	65			-7.62	81.16	810.68	0.00	0.00	884.22	42.30	926.52
RESIDENTIAL OTHER TAX	81			-7.05	36.88	401.02	0.00	0.00	430.85	20.76	451.61
COMMERCIAL GAS	54	49884.	49884.	-341.17	1127.93	18057.99	0.00	0.00	18844.75	943.28	19788.03
COMMERCIAL PGA	54	49884.	49884.	-202.77	1461.00	38624.19	0.00	0.00	39882.42	1994.06	41876.48
COMMERCIAL CUST CHARGE	55			-35.00	110.25	1925.00	0.00	0.00	2000.25	99.99	2100.24
COMMERCIAL STATE TAX	30			-7.43	97.22	969.53	0.00	0.00	1059.32	52.98	1112.30
COMMERCIAL COUNTY FRN	14			0.00	30.75	226.40	0.00	0.00	257.15	12.87	270.02
COMMERCIAL CITY FRN TAX	24			-9.91	80.43	1921.76	0.00	0.00	1992.28	99.61	2091.89
COMMERCIAL OTHER TAX	54			-3.72	77.67	1700.50	0.00	0.00	1774.45	88.76	1863.21
INDUSTRIAL GAS	15	51652.	51652.	0.00	-451644.12	18698.01	0.00	0.00	-432946.11	292.64	-432653.47
INDUSTRIAL PGA	15	51652.	51652.	0.00	-64422.60	39993.11	0.00	0.00	-24429.49	625.75	-23803.74
INDUSTRIAL CUST CHARGE	15			0.00	78.75	1125.00	0.00	0.00	1203.75	56.45	1260.20
INDUSTRIAL STATE TAX	14			0.00	-5567.87	3285.78	0.00	0.00	-2282.09	43.32	-2238.77
INDUSTRIAL COUNTY FRN	5			0.00	-4639.89	2420.73	0.00	0.00	-2219.16	20.24	-2198.92
INDUSTRIAL CITY FRN TAX	11			0.00	-8156.40	822.12	0.00	0.00	-7334.28	41.10	-7293.18
INDUSTRIAL OTHER TAX	15			0.00	-2783.93	1760.72	0.00	0.00	-1023.21	27.57	-995.64
AGRICULTURE HEAT GAS	5	10714.	10714.	0.00	863.74	3878.47	0.00	0.00	4742.21	237.11	4979.32
AGRICULTURE HEAT PGA	5	10714.	10714.	0.00	1753.26	8295.64	0.00	0.00	10048.90	502.43	10551.33
AGRICULTURE HEAT CUST CHARGE	5			0.00	105.00	175.00	0.00	0.00	280.00	14.00	294.00
AGRICULTURE HEAT STATE TAX	2			0.00	0.00	156.13	0.00	0.00	156.13	7.80	163.93
AGRICULTURE HEAT COUNTY FRN	5			0.00	130.85	608.71	0.00	0.00	739.56	36.99	776.55
AGRICULTURE HEAT OTHER TAX	5			0.00	78.51	365.22	0.00	0.00	443.73	22.20	465.93
Grand Total	813	246126	246126	-1400.00	-532048.10	160427.93	0.00	0.00	-373020.17	5970.33	-367049.84

Billing Edit List--Revenue Class Totals

Navitas KY NG, LLC

From: 01/07/2018 Through: 01/07/2018

REGULAR AND FINAL BILLS

Sorted by: Name

Revenue Class	Number of Bills	Actual Usage	Billed Usage	Met. Dep App/Ref	Prev. Balance	Current Charge	Taxes	Current Discount	Net Amt.	Pending Late Fees	Gross Amount
RESIDENTIAL GAS	81	6399.	6399.	-23.29	-2444.81	2956.37	0.00	0.00	488.27	138.73	627.00
RESIDENTIAL PGA	80	6399.	6399.	-4.59	478.39	4702.01	0.00	0.00	5175.81	226.58	5402.39
RESIDENTIAL CUST CHARGE	82			-0.83	158.83	656.00	0.00	0.00	814.00	33.90	847.90
RESIDENTIAL COUNTY FRN	19			0.00	17.58	110.76	0.00	0.00	128.34	6.07	134.41
RESIDENTIAL CITY FRN TAX	64			0.00	47.35	462.10	0.00	0.00	509.45	21.56	531.01
RESIDENTIAL OTHER TAX	80			0.00	28.48	229.74	0.00	0.00	258.22	11.36	269.58
COMMERCIAL GAS	54	30524.	30524.	-11.45	19.16	11049.67	0.00	0.00	11057.38	565.88	11623.26
COMMERCIAL PGA	54	30524.	30524.	0.00	40.89	22429.37	0.00	0.00	22470.26	1110.52	23580.78
COMMERCIAL CUST CHARGE	55			0.00	36.75	1925.00	0.00	0.00	1961.75	98.07	2059.82
COMMERCIAL STATE TAX	30			0.00	3.66	568.94	0.00	0.00	572.60	28.65	601.25
COMMERCIAL COUNTY FRN	14			0.00	0.00	139.41	0.00	0.00	139.41	6.97	146.38
COMMERCIAL CITY FRN TAX	24			0.00	4.88	1326.36	0.00	0.00	1331.24	66.58	1397.82
COMMERCIAL OTHER TAX	54			0.00	1.83	1004.38	0.00	0.00	1006.21	50.31	1056.52
INDUSTRIAL GAS	14	86380.	86380.	-4.42	-464335.26	31269.58	0.00	0.00	-433070.10	301.92	-432768.18
INDUSTRIAL PGA	14	86380.	86380.	0.00	-64547.99	63472.89	0.00	0.00	-1075.10	613.28	-461.82
INDUSTRIAL CUST CHARGE	15			0.00	82.86	1125.00	0.00	0.00	1207.86	56.64	1264.50
INDUSTRIAL STATE TAX	13			0.00	-5579.10	5474.36	0.00	0.00	-104.74	44.41	-60.33
INDUSTRIAL COUNTY FRN	5			0.00	-4649.25	4090.01	0.00	0.00	-559.24	13.42	-545.82
INDUSTRIAL CITY FRN TAX	10			0.00	-8156.40	1035.38	0.00	0.00	-7121.02	51.78	-7069.24
INDUSTRIAL OTHER TAX	14			0.00	-2789.54	2842.28	0.00	0.00	52.74	27.47	80.21
AGRICULTURE HEAT GAS	5	3856.	3856.	0.00	3049.85	1395.88	0.00	0.00	4445.73	222.28	4668.01
AGRICULTURE HEAT PGA	5	3856.	3856.	0.00	6190.77	2833.43	0.00	0.00	9024.20	451.20	9475.40
AGRICULTURE HEAT CUST CHARGE	5			0.00	70.00	175.00	0.00	0.00	245.00	12.25	257.25
AGRICULTURE HEAT STATE TAX	2			0.00	0.00	96.74	0.00	0.00	96.74	4.84	101.58
AGRICULTURE HEAT COUNTY FRN	5			0.00	462.03	211.47	0.00	0.00	673.50	33.68	707.18
AGRICULTURE HEAT OTHER TAX	5			0.00	277.22	126.88	0.00	0.00	404.10	20.21	424.31
Grand Total	803	254318	254318	-44.58	-541531.82	161709.01	0.00	0.00	-379867.39	4218.56	-375648.83

Billing Edit List--Revenue Class Totals

Navitas KY NG, LLC

From: 12/07/2017 Through: 12/07/2017

REGULAR AND FINAL BILLS

Sorted by: Name

Revenue Class	Number of Bills	Actual Usage	Billed Usage	Met. Dep App/Ref	Prev. Balance	Current Charge	Taxes	Current Discount	Net Amt.	Pending Late Fees	Gross Amount
RESIDENTIAL GAS	76	3899.	3899.	0.00	-3020.49	1801.35	0.00	0.00	-1219.14	79.92	-1139.22
RESIDENTIAL PGA	75	3899.	3899.	0.00	82.36	2865.01	0.00	0.00	2947.37	129.83	3077.20
RESIDENTIAL CUST CHARGE	79			0.00	119.77	632.00	0.00	0.00	751.77	34.87	786.64
RESIDENTIAL COUNTY FRN	19			0.00	2.39	71.27	0.00	0.00	73.66	3.68	77.34
RESIDENTIAL CITY FRN TAX	59			0.00	7.53	277.67	0.00	0.00	285.20	12.58	297.78
RESIDENTIAL OTHER TAX	75			0.00	4.63	140.04	0.00	0.00	144.67	6.61	151.28
COMMERCIAL GAS	53	22483.	22483.	0.00	10.67	8138.85	0.00	0.00	8149.52	409.63	8559.15
COMMERCIAL PGA	53	22483.	22483.	0.00	27.00	16520.74	0.00	0.00	16547.74	827.08	17374.82
COMMERCIAL CUST CHARGE	54			0.00	96.95	1890.00	0.00	0.00	1986.95	97.57	2084.52
COMMERCIAL STATE TAX	29			0.00	2.91	315.51	0.00	0.00	318.42	15.89	334.31
COMMERCIAL COUNTY FRN	14			0.00	0.00	82.37	0.00	0.00	82.37	4.09	86.46
COMMERCIAL CITY FRN TAX	23			0.00	3.87	1065.31	0.00	0.00	1069.18	53.47	1122.65
COMMERCIAL OTHER TAX	53			0.00	2.63	739.80	0.00	0.00	742.43	37.13	779.56
INDUSTRIAL GAS	15	69185.	69185.	0.00	-474566.50	25044.99	0.00	0.00	-449521.51	242.53	-449278.98
INDUSTRIAL PGA	15	69185.	69185.	0.00	-64622.26	50837.84	0.00	0.00	-13784.42	503.10	-13281.32
INDUSTRIAL CUST CHARGE	15			0.00	82.67	1125.00	0.00	0.00	1207.67	56.65	1264.32
INDUSTRIAL STATE TAX	14			0.00	-5585.75	4372.05	0.00	0.00	-1213.70	36.18	-1177.52
INDUSTRIAL COUNTY FRN	5			0.00	-4654.80	3222.99	0.00	0.00	-1431.81	9.12	-1422.69
INDUSTRIAL CITY FRN TAX	11			0.00	-8156.40	913.87	0.00	0.00	-7242.53	45.69	-7196.84
INDUSTRIAL OTHER TAX	15			0.00	-2792.86	2276.50	0.00	0.00	-516.36	22.62	-493.74
AGRICULTURE HEAT GAS	5	13127.	13127.	0.00	146.48	4751.98	0.00	0.00	4898.46	244.93	5143.39
AGRICULTURE HEAT PGA	5	13127.	13127.	0.00	318.59	9645.85	0.00	0.00	9964.44	498.19	10462.63
AGRICULTURE HEAT CUST CHARGE	5			0.00	70.00	175.00	0.00	0.00	245.00	12.25	257.25
AGRICULTURE HEAT STATE TAX	2			0.00	0.00	178.15	0.00	0.00	178.15	8.90	187.05
AGRICULTURE HEAT COUNTY FRN	5			0.00	23.89	719.89	0.00	0.00	743.78	37.21	780.99
AGRICULTURE HEAT OTHER TAX	5			0.00	14.34	431.93	0.00	0.00	446.27	22.31	468.58
Grand Total	779	217388	217388	0.00	-562382.38	138235.96	0.00	0.00	-424146.42	3452.03	-420694.39

Billing Edit List--Revenue Class Totals

Navitas KY NG, LLC

From: 11/07/2017 Through: 11/07/2017

REGULAR AND FINAL BILLS

Sorted by: Name

Revenue Class	Number of Bills	Actual Usage	Billed Usage	Met. Dep App/Ref	Prev. Balance	Current Charge	Taxes	Current Discount	Net Amt.	Pending Late Fees	Gross Amount
RESIDENTIAL GAS	68	771.	771.	0.00	-2730.70	356.24	0.00	0.00	-2374.46	13.87	-2360.59
RESIDENTIAL PGA	64	771.	771.	0.00	21.55	566.51	0.00	0.00	588.06	22.17	610.23
RESIDENTIAL CUST CHARGE	77			0.00	94.59	616.00	0.00	0.00	710.59	29.11	739.70
RESIDENTIAL COUNTY FRN	16			0.00	0.00	13.01	0.00	0.00	13.01	0.64	13.65
RESIDENTIAL CITY FRN TAX	51			0.00	2.94	56.53	0.00	0.00	59.47	2.09	61.56
RESIDENTIAL OTHER TAX	64			0.00	1.10	27.73	0.00	0.00	28.83	1.10	29.93
COMMERCIAL GAS	44	9466.	9466.	0.00	-5.84	3426.71	0.00	0.00	3420.87	171.19	3592.06
COMMERCIAL PGA	43	9466.	9466.	0.00	0.00	6955.64	0.00	0.00	6955.64	347.73	7303.37
COMMERCIAL CUST CHARGE	53			0.00	36.75	1855.00	0.00	0.00	1891.75	94.49	1986.24
COMMERCIAL STATE TAX	23			0.00	0.00	89.54	0.00	0.00	89.54	4.48	94.02
COMMERCIAL COUNTY FRN	9			0.00	0.00	42.21	0.00	0.00	42.21	2.11	44.32
COMMERCIAL CITY FRN TAX	20			0.00	0.00	604.47	0.00	0.00	604.47	30.20	634.67
COMMERCIAL OTHER TAX	43			0.00	0.00	311.45	0.00	0.00	311.45	15.57	327.02
INDUSTRIAL GAS	14	52432.	52432.	0.00	-481975.20	18980.39	0.00	0.00	-462994.81	180.63	-462814.18
INDUSTRIAL PGA	14	52432.	52432.	0.00	-64148.68	38527.58	0.00	0.00	-25621.10	366.08	-25255.02
INDUSTRIAL CUST CHARGE	15			0.00	315.00	1125.00	0.00	0.00	1440.00	68.24	1508.24
INDUSTRIAL STATE TAX	13			0.00	-5541.49	3323.09	0.00	0.00	-2218.40	26.53	-2191.87
INDUSTRIAL COUNTY FRN	5			0.00	-4655.07	2473.63	0.00	0.00	-2181.44	5.46	-2175.98
INDUSTRIAL CITY FRN TAX	10			0.00	-8096.96	642.81	0.00	0.00	-7454.15	35.11	-7419.04
INDUSTRIAL OTHER TAX	14			0.00	-2770.74	1725.26	0.00	0.00	-1045.48	16.43	-1029.05
AGRICULTURE HEAT GAS	3	390.	390.	0.00	41.21	141.18	0.00	0.00	182.39	9.12	191.51
AGRICULTURE HEAT PGA	3	390.	390.	0.00	222.40	286.57	0.00	0.00	508.97	25.46	534.43
AGRICULTURE HEAT CUST CHARGE	5			0.00	105.00	175.00	0.00	0.00	280.00	14.00	294.00
AGRICULTURE HEAT COUNTY FRN	3			0.00	17.31	21.38	0.00	0.00	38.69	1.93	40.62
AGRICULTURE HEAT OTHER TAX	3			0.00	10.39	12.83	0.00	0.00	23.22	1.16	24.38
Grand Total	677	126118	126118	0.00	-569056.44	82355.76	0.00	0.00	-486700.68	1484.90	-485215.78

Billing Edit List--Revenue Class Totals

Navitas KY NG, LLC

From: 10/07/2017 Through: 10/07/2017

REGULAR AND FINAL BILLS

Sorted by: Name

Revenue Class	Number of Bills	Actual Usage	Billed Usage	Met. Dep App/Ref	Prev. Balance	Current Charge	Taxes	Current Discount	Net Amt.	Pending Late Fees	Gross Amount
RESIDENTIAL GAS	50	424.	424.	0.00	-2598.48	195.85	0.00	0.00	-2402.63	15.71	-2386.92
RESIDENTIAL PGA	44	424.	424.	0.00	306.07	275.69	0.00	0.00	581.76	23.66	605.42
RESIDENTIAL CUST CHARGE	76			0.00	367.24	608.00	0.00	0.00	975.24	43.72	1018.96
RESIDENTIAL COUNTY FRN	12			0.00	0.00	5.12	0.00	0.00	5.12	0.24	5.36
RESIDENTIAL CITY FRN TAX	34			0.00	42.85	29.82	0.00	0.00	72.67	2.90	75.57
RESIDENTIAL OTHER TAX	44			0.00	18.46	14.12	0.00	0.00	32.58	1.36	33.94
COMMERCIAL GAS	29	8278.	8278.	0.00	0.00	2996.64	0.00	0.00	2996.64	149.82	3146.46
COMMERCIAL PGA	29	8278.	8278.	0.00	0.00	5383.02	0.00	0.00	5383.02	269.14	5652.16
COMMERCIAL CUST CHARGE	52			0.00	0.83	1820.00	0.00	0.00	1820.83	91.05	1911.88
COMMERCIAL STATE TAX	14			0.00	0.51	67.34	0.00	0.00	67.85	3.41	71.26
COMMERCIAL COUNTY FRN	6			0.00	0.00	36.03	0.00	0.00	36.03	1.81	37.84
COMMERCIAL CITY FRN TAX	12			0.00	0.68	500.29	0.00	0.00	500.97	25.05	526.02
COMMERCIAL OTHER TAX	29			0.00	0.25	251.38	0.00	0.00	251.63	12.55	264.18
INDUSTRIAL GAS	12	54963.	54963.	0.00	-456948.03	19896.60	0.00	0.00	-437051.43	198.54	-436852.89
INDUSTRIAL PGA	12	54963.	54963.	0.00	-64030.55	35741.33	0.00	0.00	-28289.22	359.20	-27930.02
INDUSTRIAL CUST CHARGE	15			0.00	78.75	1125.00	0.00	0.00	1203.75	56.43	1260.18
INDUSTRIAL STATE TAX	11			0.00	-5530.46	3288.54	0.00	0.00	-2241.92	31.07	-2210.85
INDUSTRIAL COUNTY FRN	3			0.00	-4655.33	2311.03	0.00	0.00	-2344.30	2.08	-2342.22
INDUSTRIAL CITY FRN TAX	10			0.00	-8081.83	753.38	0.00	0.00	-7328.45	41.41	-7287.04
INDUSTRIAL OTHER TAX	12			0.00	-2765.23	1669.13	0.00	0.00	-1096.10	16.78	-1079.32
AGRICULTURE HEAT GAS	5	706.	706.	0.00	-0.65	255.57	0.00	0.00	254.92	12.75	267.67
AGRICULTURE HEAT PGA	5	706.	706.	0.00	124.20	459.10	0.00	0.00	583.30	29.16	612.46
AGRICULTURE HEAT CUST CHARGE	6			0.00	47.09	210.00	0.00	0.00	257.09	12.85	269.94
AGRICULTURE HEAT STATE TAX	2			0.00	0.00	22.11	0.00	0.00	22.11	1.10	23.21
AGRICULTURE HEAT COUNTY FRN	5			0.00	9.67	35.74	0.00	0.00	45.41	2.28	47.69
AGRICULTURE HEAT OTHER TAX	5			0.00	5.80	21.44	0.00	0.00	27.24	1.38	28.62
Grand Total	534	128742	128742	0.00	-543608.16	77972.27	0.00	0.00	-465635.89	1405.45	-464230.44

Billing Edit List--Revenue Class Totals

Navitas KY NG, LLC

From: 09/07/2017 Through: 09/07/2017

REGULAR AND FINAL BILLS

Sorted by: Name

Revenue Class	Number of Bills	Actual Usage	Billed Usage	Met. Dep App/Ref	Prev. Balance	Current Charge	Taxes	Current Discount	Net Amt.	Pending Late Fees	Gross Amount
RESIDENTIAL GAS	45	199.	199.	-124.54	-2398.55	91.95	0.00	0.00	-2431.14	17.09	-2414.05
RESIDENTIAL PGA	34	199.	199.	-26.38	483.03	129.37	0.00	0.00	586.02	28.02	614.04
RESIDENTIAL CUST CHARGE	76			-44.20	379.01	608.00	0.00	0.00	942.81	41.95	984.76
RESIDENTIAL STATE TAX	1			0.00	0.00	0.00	0.00	0.00	0.00	0.00	0.00
RESIDENTIAL COUNTY FRN	9			0.00	0.00	2.51	0.00	0.00	2.51	0.11	2.62
RESIDENTIAL CITY FRN TAX	27			-3.55	69.72	13.80	0.00	0.00	79.97	3.86	83.83
RESIDENTIAL OTHER TAX	34			-1.33	28.44	6.63	0.00	0.00	33.74	1.64	35.38
COMMERCIAL GAS	26	6624.	6624.	0.00	3.04	2397.89	0.00	0.00	2400.93	120.05	2520.98
COMMERCIAL PGA	26	6624.	6624.	0.00	5.46	4307.43	0.00	0.00	4312.89	215.67	4528.56
COMMERCIAL CUST CHARGE	52			0.00	73.50	1820.00	0.00	0.00	1893.50	94.65	1988.15
COMMERCIAL STATE TAX	13			0.00	0.50	70.28	0.00	0.00	70.78	3.55	74.33
COMMERCIAL COUNTY FRN	7			0.00	0.00	40.03	0.00	0.00	40.03	2.01	42.04
COMMERCIAL CITY FRN TAX	10			0.00	0.68	395.43	0.00	0.00	396.11	19.80	415.91
COMMERCIAL OTHER TAX	26			0.00	0.25	201.13	0.00	0.00	201.38	10.06	211.44
INDUSTRIAL GAS	12	42096.	42096.	0.00	-496472.62	15238.74	0.00	0.00	-481233.88	147.97	-481085.91
INDUSTRIAL PGA	12	42096.	42096.	0.00	-64629.37	27374.20	0.00	0.00	-37255.17	265.80	-36989.37
INDUSTRIAL CUST CHARGE	15			0.00	0.00	1125.00	0.00	0.00	1125.00	52.51	1177.51
INDUSTRIAL STATE TAX	11			0.00	-5586.39	2539.40	0.00	0.00	-3046.99	23.95	-3023.04
INDUSTRIAL COUNTY FRN	3			0.00	-4655.33	1731.61	0.00	0.00	-2923.72	0.73	-2922.99
INDUSTRIAL CITY FRN TAX	10			0.00	-8156.40	638.47	0.00	0.00	-7517.93	31.92	-7486.01
INDUSTRIAL OTHER TAX	12			0.00	-2793.19	1278.39	0.00	0.00	-1514.80	12.42	-1502.38
AGRICULTURE HEAT GAS	5	909.	909.	0.00	-757.48	329.06	0.00	0.00	-428.42	6.23	-422.19
AGRICULTURE HEAT PGA	5	909.	909.	0.00	0.00	591.10	0.00	0.00	591.10	11.19	602.29
AGRICULTURE HEAT CUST CHARGE	6			0.00	12.09	210.00	0.00	0.00	222.09	7.60	229.69
AGRICULTURE HEAT STATE TAX	2			0.00	0.00	9.29	0.00	0.00	9.29	0.46	9.75
AGRICULTURE HEAT COUNTY FRN	5			0.00	0.00	46.00	0.00	0.00	46.00	0.87	46.87
AGRICULTURE HEAT OTHER TAX	5			0.00	0.00	27.61	0.00	0.00	27.61	0.53	28.14
Grand Total	489	99656	99656	-200.00	-584393.61	61223.32	0.00	0.00	-523370.29	1120.64	-522249.65

Billing Edit List--Revenue Class Totals

Navitas KY NG, LLC

From: 08/07/2017 Through: 08/07/2017

REGULAR AND FINAL BILLS

Sorted by: Name

Revenue Class	Number of Bills	Actual Usage	Billed Usage	Met. Dep App/Ref	Prev. Balance	Current Charge	Taxes	Current Discount	Net Amt.	Pending Late Fees	Gross Amount
RESIDENTIAL GAS	52	205.	205.	0.00	-1788.77	94.68	0.00	0.00	-1694.09	36.77	-1657.32
RESIDENTIAL PGA	37	205.	205.	0.00	735.01	133.26	0.00	0.00	868.27	42.51	910.78
RESIDENTIAL CUST CHARGE	81			0.00	445.73	648.00	0.00	0.00	1093.73	49.36	1143.09
RESIDENTIAL COUNTY FRN	9			0.00	0.05	2.47	0.00	0.00	2.52	0.09	2.61
RESIDENTIAL CITY FRN TAX	29			0.00	104.15	14.42	0.00	0.00	118.57	5.84	124.41
RESIDENTIAL OTHER TAX	37			0.00	39.20	6.85	0.00	0.00	46.05	2.26	48.31
COMMERCIAL GAS	28	5602.	5602.	0.00	341.15	2027.90	0.00	0.00	2369.05	118.66	2487.71
COMMERCIAL PGA	28	5602.	5602.	0.00	592.59	3642.85	0.00	0.00	4235.44	211.70	4447.14
COMMERCIAL CUST CHARGE	52			0.00	286.95	1820.00	0.00	0.00	2106.95	105.23	2212.18
COMMERCIAL STATE TAX	14			0.00	57.25	65.83	0.00	0.00	123.08	6.15	129.23
COMMERCIAL COUNTY FRN	6			0.00	0.00	32.80	0.00	0.00	32.80	1.64	34.44
COMMERCIAL CITY FRN TAX	12			0.00	76.89	342.06	0.00	0.00	418.95	20.94	439.89
COMMERCIAL OTHER TAX	28			0.00	28.84	170.10	0.00	0.00	198.94	9.93	208.87
INDUSTRIAL GAS	12	21227.	21227.	0.00	-480661.58	7684.15	0.00	0.00	-472977.43	128.06	-472849.37
INDUSTRIAL PGA	12	21227.	21227.	0.00	-64629.37	13803.49	0.00	0.00	-50825.88	230.06	-50595.82
INDUSTRIAL CUST CHARGE	15			0.00	0.00	1125.00	0.00	0.00	1125.00	52.48	1177.48
INDUSTRIAL STATE TAX	11			0.00	-5586.39	1244.19	0.00	0.00	-4342.20	19.23	-4322.97
INDUSTRIAL COUNTY FRN	3			0.00	-4655.33	754.15	0.00	0.00	-3901.18	1.90	-3899.28
INDUSTRIAL CITY FRN TAX	10			0.00	-8156.40	512.38	0.00	0.00	-7644.02	25.61	-7618.41
INDUSTRIAL OTHER TAX	12			0.00	-2793.19	644.63	0.00	0.00	-2148.56	10.75	-2137.81
AGRICULTURE HEAT GAS	4	9.	9.	0.00	-708.05	3.26	0.00	0.00	-704.79	6.35	-698.44
AGRICULTURE HEAT PGA	3	9.	9.	0.00	233.47	5.85	0.00	0.00	239.32	11.77	251.09
AGRICULTURE HEAT CUST CHARGE	6			0.00	70.00	210.00	0.00	0.00	280.00	10.50	290.50
AGRICULTURE HEAT STATE TAX	1			0.00	0.00	0.18	0.00	0.00	0.18	0.01	0.19
AGRICULTURE HEAT COUNTY FRN	3			0.00	17.97	0.45	0.00	0.00	18.42	0.91	19.33
AGRICULTURE HEAT OTHER TAX	3			0.00	10.78	0.27	0.00	0.00	11.05	0.54	11.59
Grand Total	508	54086	54086	0.00	-565939.05	34989.22	0.00	0.00	-530949.83	1109.25	-529840.58

Exhibit 1.3

Invoice

Petrol Energy, LLC
13902 Twisting Ivy Lane
Cypress, Texas 77429
Email: petrolenergyllc@gmail.com
Ph: 281-743-0184

Bill To:
Navitas Utility 3186D Airway Ave. Costa Mesa, CA 92626

Date	Invoice No.
01/15/19	172

Due Date
02/15/19

Description	Quantity	Rate	Amount
NGPL Dec 2018	4,219	6.05	25,524.95
Enable Dec 2018	500	5.126	2,563.00
ETGP	12,501	8.315	103,945.82
		0.00	0.00

Thank you for your business.	Total	\$132,033.77
------------------------------	--------------	---------------------

Invoice

Petrol Energy, LLC
 13902 Twisting Ivy Lane
 Cypress, Texas 77429
 Email: petrolenergyllc@gmail.com
 Ph: 281-743-0184

Bill To:
Navitas Utility 3186D Airway Ave. Costa Mesa, CA 92626

Date	Invoice No.
02/15/19	176

Due Date
03/15/19

Description	Quantity	Rate	Amount
ETGP Jan 2019	12,699	6.29	79,876.71
NGPL Jan 2019	4,452	4.88	21,725.76
Enable Jan 2019	500	4.532	2,266.00
		0.00	0.00
Total			\$103,868.47

Thank you for your business.

Invoice

Petrol Energy, LLC
 13902 Twisting Ivy Lane
 Cypress, Texas 77429
 Email: petrolenergyllc@gmail.com
 Ph: 281-743-0184

Bill To:
Navitas Utility 3186D Airway Ave. Costa Mesa, CA 92626

Date	Invoice No.
03/20/19	177

Due Date
04/20/19

Description	Quantity	Rate	Amount
East TGP Feb 2019	10,916	5.80	63,312.80
Enable Feb 2019	300	4.57	1,371.00
Navitas NGPL Feb 2019	3,756	4.41	16,563.96
		0.00	0.00
Thank you for your business.			Total \$81,247.76

Invoice

Petrol Energy, LLC
 13902 Twisting Ivy Lane
 Cypress, Texas 77429
 Email: petrolenergyllc@gmail.com
 Ph: 281-743-0184

Bill To:
Navitas Utility
3186D Airway Ave.
Costa Mesa, CA 92626

Date	Invoice No.
04/15/19	179

Due Date
05/15/19

Description	Quantity	Rate	Amount
Navitas ETGP March 2019	10,720	4.92	52,742.40
Navitas NGPL March 2019	3,831	4.71	18,044.01
Enable March 2019	300	4.43	1,329.00
		0.00	0.00
Total			\$72,115.41

Thank you for your business.

Invoice

Petrol Energy, LLC
 13902 Twisting Ivy Lane
 Cypress, Texas 77429
 Email: petrolenergyllc@gmail.com
 Ph: 281-743-0184

Bill To:
Navitas Utility 3186D Airway Ave. Costa Mesa, CA 92626

Date	Invoice No.
05/09/19	181

Due Date
06/25/19

Description	Quantity	Rate	Amount
ETGP April 2019	5,356	4.77	25,548.12
Navitas NGPL April 2019	3,202	4.69	15,017.38
Enable April 2019	390	4.18	1,630.20
		0.00	0.00
Total			\$42,195.70

Thank you for your business.

Invoice

Petrol Energy, LLC
 13902 Twisting Ivy Lane
 Cypress, Texas 77429
 Email: petrolenergyllc@gmail.com
 Ph: 281-743-0184

Bill To:
Navitas Utility 3186D Airway Ave. Costa Mesa, CA 92626

Date	Invoice No.
06/06/19	184

Due Date
06/25/19

Description	Quantity	Rate	Amount
ETGP May 2019	3,382	4.465	15,100.63
Navitas NGPL May 2019	3,337	4.36	14,549.32
Navitas Enable May 2019	190	4.29	815.10
		0.00	0.00
Thank you for your business.			Total \$30,465.05

Invoice

Petrol Energy, LLC

13902 Twisting Ivy Lane

Cypress, Texas 77429

Email: petrolenergyllc@gmail.com

Ph: 281-743-0184

Bill To:
Navitas Utility
3186D Airway Ave.
Costa Mesa, CA 92626

Date	Invoice No.
07/16/19	185

Due Date
08/16/19

Description	Quantity	Rate	Amount
ETGP June 2019	2,219	4.383	9,725.88
Enable June 2019	48	3.98	191.04
Navitas NGPL 2019	3,516	4.26	14,978.16
		0.00	0.00
Total			\$24,895.08

Thank you for your business.

Invoice

Petrol Energy, LLC
 13902 Twisting Ivy Lane
 Cypress, Texas 77429
 Email: petrolenergyllc@gmail.com
 Ph: 281-743-0184

Bill To:
Navitas Utility 3186D Airway Ave. Costa Mesa, CA 92626

Date	Invoice No.
08/06/19	188

Due Date
09/06/19

Description	Quantity	Rate	Amount
Navitas ETGP July 2019	2,880	4.441	12,790.08
Navitas Enable Gas July 2019	325	4.28	1,391.00
Navitas NGPL July 2019	3,730	4.38	16,337.40
		0.00	0.00
Thank you for your business.			Total \$30,518.48

Invoice

Petrol Energy, LLC
 13902 Twisting Ivy Lane
 Cypress, Texas 77429
 Email: petrolenergyllc@gmail.com
 Ph: 281-743-0184

Bill To:
Navitas Utility 3186D Airway Ave. Costa Mesa, CA 92626

Date	Invoice No.
09/18/19	189

Due Date
10/25/19

Description	Quantity	Rate	Amount
Navitas ETGP Aug 2019	2,876	4.20	12,079.20
Enable Aug 2019	110	4.15	456.50
Navitas NGPL Aug 2019	3,419	4.22	14,428.18
		0.00	0.00
Thank you for your business.			Total \$26,963.88

Invoice

Petrol Energy, LLC
 13902 Twisting Ivy Lane
 Cypress, Texas 77429
 Email: petrolenergyllc@gmail.com
 Ph: 281-743-0184

Bill To:
Navitas Utility
3186D Airway Ave.
Costa Mesa, CA 92626

Date	Invoice No.
10/21/19	193

Due Date
11/21/19

Description	Quantity	Rate	Amount
Navitas ETGP September 2019	2,173	4.35	9,452.55
Navitas NGPL September 2019	3,221	4.26	13,721.46
		0.00	0.00

Thank you for your business.	Total	\$23,174.01
------------------------------	--------------	--------------------

Invoice

Petrol Energy, LLC
 13902 Twisting Ivy Lane
 Cypress, Texas 77429
 Email: petrolenergyllc@gmail.com
 Ph: 281-743-0184

Bill To:
Navitas Utility
3186D Airway Ave.
Costa Mesa, CA 92626

Date	Invoice No.
11/13/19	194

Due Date
12/13/19

Description	Quantity	Rate	Amount
ETGP October 2019	5,302	4.49	23,805.98
Enable October 2019	380	4.27	1,622.60
Navitas NGPL October 2019	3,526	4.26	15,020.76
		0.00	0.00

Thank you for your business.	Total	\$40,449.34
------------------------------	--------------	--------------------

Invoice

Petrol Energy, LLC
 13902 Twisting Ivy Lane
 Cypress, Texas 77429
 Email: petrolenergyllc@gmail.com
 Ph: 281-743-0184

Bill To:
Navitas Utility 3186D Airway Ave. Costa Mesa, CA 92626

Date	Invoice No.
12/16/19	197

Due Date
01/25/20

Description	Quantity	Rate	Amount
NGPL November 2019	4,079	4.62	18,844.98
Centerpoint November 2019	650	4.45	2,892.50
Navitas ETGP November 2019	9,221	4.69	43,246.49
		0.00	0.00
Thank you for your business.			Total \$64,983.97

Invoice

Petrol Energy, LLC
 13902 Twisting Ivy Lane
 Cypress, Texas 77429
 Email: petrolenergyllc@gmail.com
 Ph: 281-743-0184
 Fx: 281-758-5282

Bill To:
Navitas Utility 3186D Airway Ave. Costa Mesa, CA 92626

Date	Invoice No.
06/14/17	133

Due Date
06/30/17

Description	Quantity	Rate	Amount
Navitas NGPL May 2017	3,050	4.54	13,847.00
Navitas ETGP May 2017	5,290	3.80	20,102.00
		0.00	0.00
Total			\$33,949.00

Thank you for your business.

Invoice

Petrol Energy, LLC
13902 Twisting Ivy Lane
Cypress, Texas 77429
Email: petrolenergyllc@gmail.com
Ph: 281-743-0184
Fx: 281-758-5282

Bill To:
Navitas Utility 3186D Airway Ave. Costa Mesa, CA 92626

Date	Invoice No.
07/09/17	135

Due Date
08/01/17

Description	Quantity	Rate	Amount
ETGP June 2017	1,257	3.93	4,940.01
NGPL June 2017	2,866	4.68	13,412.88
		0.00	0.00
Thank you for your business.			Total \$18,352.89

Invoice

Petrol Energy, LLC
 13902 Twisting Ivy Lane
 Cypress, Texas 77429
 Email: petrolenergyllc@gmail.com
 Ph: 281-743-0184
 Fx: 281-758-5282

Bill To:
Navitas Utility 3186D Airway Ave. Costa Mesa, CA 92626

Date	Invoice No.
08/10/17	137

Due Date
08/31/17

Description	Quantity	Rate	Amount
ETGP July 2017	835	3.95	3,298.25
Navitas NGPL July 2017	2,833	4.50	12,748.50
		0.00	0.00
Total			\$16,046.75

Thank you for your business.

Invoice

Petrol Energy, LLC
 13902 Twisting Ivy Lane
 Cypress, Texas 77429
 Email: petrolenergyllc@gmail.com
 Ph: 281-743-0184
 Fx: 281-758-5282

Bill To:
Navitas Utility 3186D Airway Ave. Costa Mesa, CA 92626

Date	Invoice No.
09/14/17	138

Due Date
10/01/17

Description	Quantity	Rate	Amount
Navitas ETGP Aug 2017	5,371	3.65	19,604.15
NGLP Aug 2017	2,710	4.40	11,924.00
		0.00	0.00
Total			\$31,528.15

Thank you for your business.

Invoice

Petrol Energy, LLC
 13902 Twisting Ivy Lane
 Cypress, Texas 77429
 Email: petrolenergyllc@gmail.com
 Ph: 281-743-0184
 Fx: 281-758-5282

Bill To:
Navitas Utility 3186D Airway Ave. Costa Mesa, CA 92626

Date	Invoice No.
10/11/17	140

Due Date
11/01/17

Description	Quantity	Rate	Amount
Navitas NGPL Sept 2017	2,835	4.26	12,077.10
Navitas ETGP Sept 2017	4,577	3.75	17,163.75
		0.00	0.00
Thank you for your business.			Total \$29,240.85

Invoice

Petrol Energy, LLC
 13902 Twisting Ivy Lane
 Cypress, Texas 77429
 Email: petrolenergyllc@gmail.com
 Ph: 281-743-0184

Bill To:
Navitas Utility 3186D Airway Ave. Costa Mesa, CA 92626

Date	Invoice No.
11/08/17	142

Due Date
12/08/17

Description	Quantity	Rate	Amount
Navitas NGPL Oct 2017	3,141	4.45	13,977.45
ETGP Oct 2017	8,775	3.78	33,169.50
		0.00	0.00
Total			\$47,146.95

Thank you for your business.

Invoice

Petrol Energy, LLC
13902 Twisting Ivy Lane
Cypress, Texas 77429
Email: petrolenergyllc@gmail.com
Ph: 281-743-0184

Bill To:
Navitas Utility 3186D Airway Ave. Costa Mesa, CA 92626

Date	Invoice No.
12/07/17	144

Due Date
01/07/18

Description	Quantity	Rate	Amount
ETGP Nov 2017	8,233	4.08	33,590.64
NGPL Nov 2017	3,207	4.31	13,822.17
		0.00	0.00
Thank you for your business.			Total \$47,412.81

Invoice

Petrol Energy, LLC
 13902 Twisting Ivy Lane
 Cypress, Texas 77429
 Email: petrolenergyllc@gmail.com
 Ph: 281-743-0184

Bill To:
Navitas Utility 3186D Airway Ave. Costa Mesa, CA 92626

Date	Invoice No.
01/09/18	147

Due Date
02/09/18

Description	Quantity	Rate	Amount
Navitas NGPL Dec 2017	4,037	4.55	18,368.35
EGTP Dec 2017	12,107	5.574	67,484.42
Enable	497	4.84	2,405.48
		0.00	0.00
Thank you for your business.			Total \$88,258.25

Invoice

Petrol Energy, LLC
 13902 Twisting Ivy Lane
 Cypress, Texas 77429
 Email: petrolenergyllc@gmail.com
 Ph: 281-743-0184

Bill To:
Navitas Utility 3186D Airway Ave. Costa Mesa, CA 92626

Date	Invoice No.
02/06/18	149

Due Date
03/06/18

Description	Quantity	Rate	Amount
Navitas NGPL Jan 2018	4,105	4.53	18,595.65
Enable Jan 2018	695	6.24	4,336.80
ETGP Jan 2018	14,902	6.68	99,545.36
		0.00	0.00
Thank you for your business.			Total \$122,477.81

Invoice

Petrol Energy, LLC
 13902 Twisting Ivy Lane
 Cypress, Texas 77429
 Email: petrolenergyllc@gmail.com
 Ph: 281-743-0184

Bill To:
Navitas Utility 3188D Airway Ave. Costa Mesa, CA 92626

Date	Invoice No.
03/06/18	151

Due Date
04/06/18

Description	Quantity	Rate	Amount
Navitas Enable Gas Feb 2018	950	4.756	4,518.20
Navitas ETGP Feb 2018	10,526	6.7058	70,585.25
Navitas NGPL Feb 2018	3,942	4.83	19,039.86
		0.00	0.00
Total			\$94,143.31

Thank you for your business.

Invoice

Petrol Energy, LLC
13902 Twisting Ivy Lane
Cypress, Texas 77429
Email: petrolenergyllc@gmail.com
Ph: 281-743-0184

Bill To:
Navitas Utility 3186D Airway Ave. Costa Mesa, CA 92626

Date	Invoice No.
04/09/18	154

Due Date
05/09/18

Description	Quantity	Rate	Amount
Enable Gas March 2018	750	4.52	3,390.00
Navitas NGPL March 2018	4,150	4.072	16,898.80
Navitas ETGP March 2018	13,840	4.589	63,511.76
		0.00	0.00
Thank you for your business.			Total \$83,800.56

Invoice

Petrol Energy, LLC
 13902 Twisting Ivy Lane
 Cypress, Texas 77429
 Email: petrolenergyllc@gmail.com
 Ph: 281-743-0184

Bill To:
Navitas Utility 3186D Airway Ave. Costa Mesa, CA 92626

Date	Invoice No.
05/09/18	155

Due Date
05/25/18

Description	Quantity	Rate	Amount
Navitas ETGP April 2018	9,082	2.786	25,302.45
Navitas NGPL April 2018	4,352	4.03	17,538.56
Navitas Enable April 2018	840	4.65	3,906.00
		0.00	0.00
Thank you for your business.			Total \$46,747.01

Invoice

Petrol Energy, LLC
13902 Twisting Ivy Lane
Cypress, Texas 77429
Email: petrolenergyllc@gmail.com
Ph: 281-743-0184

Bill To:
Navitas Utility 3186D Airway Ave. Costa Mesa, CA 92626

Date	Invoice No.
06/15/18	159

Due Date
07/15/18

Description	Quantity	Rate	Amount
Enable Gas May 2018	650	4.629	3,008.85
Navitas NGPL May 2018	3,861	3.929	15,169.87
ETGP May 2018	3,934	4.681	18,415.05
		0.00	0.00
Thank you for your business.			Total \$36,593.77

Invoice

Petrol Energy, LLC
 13902 Twisting Ivy Lane
 Cypress, Texas 77429
 Email: petrolenergyllc@gmail.com
 Ph: 281-743-0184

Bill To:
Navitas Utility 3186D Airway Ave. Costa Mesa, CA 92626

Date	Invoice No.
07/06/18	160

Due Date
07/25/18

Description	Quantity	Rate	Amount
NAvitas NGPL June 2018	3,110	4.171	12,971.81
Navitas ETGP June 2018	1,794	4.745	8,512.53
Enable Gas June 2018	790	4.634	3,660.86
		0.00	0.00
Thank you for your business.			Total \$25,145.20

Invoice

Petrol Energy, LLC
 13902 Twisting Ivy Lane
 Cypress, Texas 77429
 Email: petrolenergyllc@gmail.com
 Ph: 281-743-0184

Bill To:
Navitas Utility
3186D Airway Ave.
Costa Mesa, CA 92626

Date	Invoice No.
08/09/18	163

Due Date
08/09/18

Description	Quantity	Rate	Amount
NGPL July 2018	3,057	4.16	12,717.12
Enable Gas Trans July 2018	1,175	4.44	5,217.00
ETGP. July 2018	2,667	4.87	12,988.29
		0.00	0.00
Total			\$30,922.41

Thank you for your business.

Invoice

Petrol Energy, LLC
 13902 Twisting Ivy Lane
 Cypress, Texas 77429
 Email: petrolenergyllc@gmail.com
 Ph: 281-743-0184

Bill To:
Navitas Utility
3186D Airway Ave.
Costa Mesa, CA 92626

Date	Invoice No.
09/11/18	164

Due Date
10/11/18

Description	Quantity	Rate	Amount
Enable Gas Aug 2018	900	4.668	4,201.20
NGPL Aug 2018	3,132	4.18	13,091.76
ETPG Aug 2018	1,258	4.702	5,915.12
		0.00	0.00
Total			\$23,208.08

Thank you for your business.

Invoice

Petrol Energy, LLC
 13902 Twisting Ivy Lane
 Cypress, Texas 77429
 Email: petrolenergyllc@gmail.com
 Ph: 281-743-0184

10/17/18

Bill To:
Navitas Utility 3186D Airway Ave. Costa Mesa, CA 92626

Date	Invoice No.
10/10/18	166

Due Date
11/10/18

Description	Quantity	Rate	Amount
NGPL Sept 2018	3,347	4.08	13,655.76
Enable Sept 2018	375	4.667	1,750.13
ETGP Sept 2018	1,591	4.695	7,469.75
		0.00	0.00
<p style="text-align: center;"> </p>			
Thank you for your business.			Total \$22,875.64

Invoice

Petrol Energy, LLC

13902 Twisting Ivy Lane

Cypress, Texas 77429

Email: petrolenergyllc@gmail.com

Ph: 281-743-0184

Bill To:
Navitas Utility
3186D Airway Ave.
Costa Mesa, CA 92626

Date	Invoice No.
11/21/18	168

Due Date
12/21/18

Description	Quantity	Rate	Amount
Navi CEGT Oct 2018	750	5.118	3,838.50
Navi ETGP Oct 2018	5,119	4.921	25,190.60
Navi NGPL Oct 2019	3,113	4.40	13,697.20
		0.00	0.00
Thank you for your business.			Total \$42,726.30

Invoice

Petrol Energy, LLC
 13902 Twisting Ivy Lane
 Cypress, Texas 77429
 Email: petrolenergyllc@gmail.com
 Ph: 281-743-0184

Bill To:
Navitas Utility 3186D Airway Ave. Costa Mesa, CA 92626

Date	Invoice No.
12/10/18	170

Due Date
01/10/19

Description	Quantity	Rate	Amount
Navitas ETGP Nov 2018	10,934	6.135	67,080.09
Navitas Enable Nov 2018	900	4.82	4,338.00
Navitas NGPL Nov 2018	3,597	5.78	20,790.66
		0.00	0.00
Total			\$92,208.75

Thank you for your business.

Exhibit 1.4



SPARTA ENERGY

9534 Morgan County Hwy
Sunbright, TN 37872

Invoice

Date	Invoice #
2/25/2019	1

Bill To
Navitas Utility Corporation 3186 Airway Avenue, Unit D Costa Mesa, CA 92626

Ship To

P.O. Number	Terms	Rep	Ship	Via	F.O.B.	Project	
			2/25/2019				
Quantity	Item Code	Description			U/M	Price Each	Amount
5,599	NGRW	For Natural Gas Provided During January 2019			MCF	5.71	31,970.29
Total						\$31,970.29	



SPARTA ENERGY

9534 Morgan County Hwy
Sunbright, TN 37872

Invoice

Date	Invoice #
2/28/2019	2

Bill To
Navitas Utility Corporation 3186 Airway Avenue, Unit D Costa Mesa, CA 92626

Ship To

P.O. Number	Terms	Rep	Ship	Via	F.O.B.	Project
			2/28/2019			
Quantity	Item Code	Description		U/M	Price Each	Amount
6.065	NGRW	For Natural Gas Provided During February 2019		MCF	4.19	25,412.35
					Total	\$25,412.35



SPARTA ENERGY

9534 Morgan County Hwy
Sunbright, TN 37872

Invoice

Date	Invoice #
3/31/2019	3

Bill To
Navitas Utility Corporation 3186 Airway Avenue, Unit D Costa Mesa, CA 92626

Ship To

P.O. Number	Terms	Rep	Ship	Via	F.O.B.	Project
			3/31/2019			
Quantity	Item Code	Description		U/M	Price Each	Amount
6.075	NGRW	For Natural Gas Provided During March 2019		MCF	3.63	22,052.25
Total						\$22,052.25



SPARTA ENERGY

9534 Morgan County Hwy
Sunbright, TN 37872

Invoice

Date	Invoice #
4/30/2019	4

Bill To
Navitas Utility Corporation 3186 Airway Avenue, Unit D Costa Mesa, CA 92626

Ship To

P.O. Number	Terms	Rep	Ship	Via	F.O.B.	Project	
			4/30/2019				
Quantity	Item Code	Description			U/M	Price Each	Amount
6.117	NGRW	For Natural Gas Provided During March 2019			MCF	4.00	24,468.00
Total						\$24,468.00	



SPARTA ENERGY

9534 Morgan County Hwy
Sunbright, TN 37872

Invoice

Date	Invoice #
5/31/2019	5

Bill To
Navitas Utility Corporation 3186 Airway Avenue, Unit D Costa Mesa, CA 92626

Ship To

P.O. Number	Terms	Rep	Ship	Via	F.O.B.	Project	
			5/31/2019				
Quantity	Item Code	Description			U/M	Price Each	Amount
5,889	NGRW	For Natural Gas Provided During May 2019			MCF	3.60	21,200.40
Total						\$21,200.40	

SPARTA ENERGY



SPARTA ENERGY

9534 Morgan County Hwy
Sunbright, TN 37872

Invoice

Date	Invoice #
6/30/2019	6

Bill To
Navitas Utility Corporation 3186 Airway Avenue, Unit D Costa Mesa, CA 92626

Ship To

P.O. Number	Terms	Rep	Ship	Via	F.O.B.	Project
			6/30/2019			
Quantity	Item Code	Description	U/M	Price Each	Amount	
5,594	NGRW	For Natural Gas Provided During June 2019	MCF	3.52	19,690.88	
Total					\$19,690.88	



SPARTA ENERGY

9534 Morgan County Hwy
Sunbright, TN 37872

Invoice

Date	Invoice #
7/31/2019	7

Bill To
Navitas Utility Corporation 3186 Airway Avenue, Unit D Costa Mesa, CA 92626

Ship To

P.O. Number	Terms	Rep	Ship	Via	F.O.B.	Project	
			7/31/2019				
Quantity	Item Code	Description			U/M	Price Each	Amount
4,871	NGRW	For Natural Gas Provided During July 2019			MCF	3.32	16,171.72
Total						\$16,171.72	



SPARTA ENERGY

9534 Morgan County Hwy
Sunbright, TN 37872

Invoice

Date	Invoice #
8/31/2019	8

Bill To
Navitas Utility Corporation 3186 Airway Avenue, Unit D Costa Mesa, CA 92626

Ship To

P.O. Number	Terms	Rep	Ship	Via	F.O.B.	Project	
			8/31/2019				
Quantity	Item Code	Description			U/M	Price Each	Amount
4,526	NGRW	For Natural Gas Provided During August 2019			MCF	3.20	14,483.20
Total						\$14,483.20	



SPARTA ENERGY

9534 Morgan County Hwy
Sunbright, TN 37872

Invoice

Date	Invoice #
9/30/2019	9

Bill To
Navitas Utility Corporation 3186 Airway Avenue, Unit D Costa Mesa, CA 92626

Ship To

P.O. Number	Terms	Rep	Ship	Via	F.O.B.	Project	
			9/30/2019				
Quantity	Item Code	Description			U/M	Price Each	Amount
3,588	NGRW	For Natural Gas Provided During September 2019			MCF	2.96	10,620.48
Total						\$10,620.48	



SPARTA ENERGY

9534 Morgan County Hwy
Sunbright, TN 37872

Invoice

Date	Invoice #
10/31/2019	10

Bill To
Navitas Utility Corporation 3186 Airway Avenue, Unit D Costa Mesa, CA 92626

Ship To

P.O. Number	Terms	Rep	Ship	Via	F.O.B.	Project	
			10/31/2019				
Quantity	Item Code	Description			U/M	Price Each	Amount
3,294	NGRW	For Natural Gas Provided During October 2019			MCF	3.02	9,947.88
Total						\$9,947.88	



SPARTA ENERGY

9534 Morgan County Hwy
Sunbright, TN 37872

Invoice

Date	Invoice #
11/30/2019	11

Bill To
Navitas Utility Corporation 3186 Airway Avenue. Unit D Costa Mesa, CA 92626

Ship To

P.O. Number	Terms	Rep	Ship	Via	F.O.B.	Project
			11/30/2019			
Quantity	Item Code	Description		U/M	Price Each	Amount
5,130	NGRW	For Natural Gas Provided During November 2019		MCF	3.61	18,519.30
					Total	\$18,519.30



SPARTA ENERGY

9534 Morgan County Hwy
Sunbright, TN 37872

Invoice

Date	Invoice #
12/31/2019	12

Bill To
Navitas Utility Corporation 3186 Airway Avenue. Unit D Costa Mesa, CA 92626

Ship To

P.O. Number	Terms	Rep	Ship	Via	F.O.B.	Project
			12/31/2019			
Quantity	Item Code	Description		U/M	Price Each	Amount
5,721	NGRW	For Natural Gas Provided During November 2019		MCF	4.80	27,460.80
					Total	\$27,460.80



FWMEnergy

10025 Investment Dr.
Suite 160
Knoxville, TN
37932

Invoice

Date	Invoice #
3/31/2018	45

04/01/18 ADJUSTMENT 42

Bill To
Navitas Utility Corporation 3186 Airway Avenue Unit D. Costa Mesa CA 92626

Ship To

P.O. Number	Terms	Rep	Ship	Via	F.O.B.	Project
			4/30/2018			

Quantity	Item Code	Description	U/M	Price Each	Amount
4,040	NGRW	For Natural Gas Provided During March 2018 (Price Correction Adjustments)	MCF	0.07	282.80

Total					\$282.80
--------------	--	--	--	--	----------

Roberto Miranda

From: accounting
Sent: Thursday, May 17, 2018 4:50 PM
To: 'Rafael Ramon'
Cc: Ross Modglin
Subject: RE: FWM Bills for February and March

Hello Rafael, Joey is no longer with us. I'm still trying to take over.

Q1 is already closed, so I cannot change those invoices/amounts.

It is possible for you to invoice us ONLY the difference as of 04/01/18 instead?

			Revised	
	Invoice	Invoice	Invoice	Diff
February	40 16,342.48	19,662.72	3,320.24	
MCF	3.79	4.56	0.77	
March	42 15,311.60	15,594.40	282.80	
MCF	3.79	3.86	0.07	

From: Rafael Ramon [mailto:reramon@enrema.com]
Sent: Wednesday, May 16, 2018 12:30 PM
To: Joey Irwin <joey@navitasutility.com>
Subject: FWM Bills for February and March

Dear Joey:

Hope this finds you well. Listen, due to my own mistake, I billed gas sales for February and March at a price different that I had initially quoted. Sorry for the confusion, and please find attached the corrected bills with the price quoted.

Regards,

RRR

Rafael E. Ramon
Controller



reramon@enrema.com
10025 Investment Dr
Suite 160
Knoxville, TN 37932
Office: (865) 240-0167 #301 or 314
Cell: (561) 306-6866

Please consider the environment before printing this email



FWMEnergy


10025 Investment Dr.
Suite 160
Knoxville, TN
37932

Invoice

Date	Invoice #
3/31/2018	42

original

Bill To
Navitas Utility Corporation 3186 Airway Avenue Unit D. Costa Mesa CA 92626

Ship To


P.O. Number	Terms	Rep	Ship	Via	F.O.B.	Project	
			3/31/2018				
Quantity	Item Code	Description			U/M	Price Each	Amount
4,040	NGRW	For Natural Gas Provided During March 2018			MCF	3.79	15,311.60
Total						\$15,311.60	



FWMEnergy

10025 Investment Dr.
Suite 160
Knoxville, TN
37932

Invoice

Date	Invoice #
3/31/2018	42

ADJUSTED

Bill To
Navitas Utility Corporation 3186 Airway Avenue Unit D. Costa Mesa CA 92626

Ship To

P.O. Number	Terms	Rep	Ship	Via	F.O.B.	Project	
			3/31/2018				
Quantity	Item Code	Description			U/M	Price Each	Amount
4,040	NGRW	For Natural Gas Provided During March 2018			MCF	3.86	15,594.40
Total						\$15,594.40	



FWMEnergy

10025 Investment Dr.
Suite 160
Knoxville, TN
37932

Invoice

Date	Invoice #
4/30/2018	46

Bill To
Navitas Utility Corporation 3186 Airway Avenue Unit D, Costa Mesa CA 92626

Ship To

P.O. Number	Terms	Rep	Ship	Via	F.O.B.	Project	
			4/30/2018				
Quantity	Item Code	Description			U/M	Price Each	Amount
4,604	NGRW	For Natural Gas Provided During April 2018			MCF	3.60	16,574.40
Total						\$16,574.40	



FWMEnergy

10025 Investment Dr.
Suite 160
Knoxville, TN
37932

Invoice

Date	Invoice #
5/31/2018	48

Bill To
Navitas Utility Corporation 3186 Airway Avenue Unit D. Costa Mesa CA 92626

Ship To

P.O. Number	Terms	Rep	Ship	Via	F.O.B.	Project	
			5/31/2018				
Quantity	Item Code	Description			U/M	Price Each	Amount
4,546	NGRW	For Natural Gas Provided During May 2018			MCF	3.75	17,047.50
Total						\$17,047.50	



FWMEnergy

10025 Investment Dr.
Suite 160
Knoxville, TN
37932

Invoice

Date	Invoice #
6/30/2018	49

Bill To
Navitas Utility Corporation 3186 Airway Avenue Unit D. Costa Mesa CA 92626

Ship To

P.O. Number	Terms	Rep	Ship	Via	F.O.B.	Project	
			6/30/2018				
Quantity	Item Code	Description			U/M	Price Each	Amount
5,165	NGRW	For Natural Gas Provided During June 2018			MCF	3.73	19,265.45
Total						\$19,265.45	



FWMEnergy

10025 Investment Dr.
Suite 160
Knoxville, TN
37932

Invoice

Date	Invoice #
8/21/2018	51

Bill To
Navitas Utility Corporation 3186 Airway Avenue Unit D. Costa Mesa CA 92626

Ship To

P.O. Number	Terms	Rep	Shp	Via	F.O.B.	Project	
			8/21/2018				
Quantity	Item Code	Description			U/M	Price Each	Amount
4,822	NGRW	For Natural Gas Provided During July 2018			MCF	3.98	19,191.56
Total						\$19,191.56	



FWMEnergy

10025 Investment Dr.
Suite 160
Knoxville, TN
37932

Invoice

Date	Invoice #
8/31/2018	52

Bill To
Navitas Utility Corporation 3186 Airway Avenue Unit D. Costa Mesa CA 92626

Ship To

P.O. Number	Terms	Rep	Ship	Via	F.O.B.	Project	
			8/31/2018				
Quantity	Item Code	Description			U/M	Price Each	Amount
6.222	NGRW	For Natural Gas Provided During August 2018			MCF	3.81	23,705.82
Total						\$23,705.82	



FWMEnergy

10025 Investment Dr.
Suite 160
Knoxville, TN
37932

Invoice

Date	Invoice #
9/30/2018	53

Bill To
Navitas Utility Corporation 3186 Airway Avenue Unit D, Costa Mesa CA 92626

Ship To

P.O. Number	Terms	Rep	Ship	Via	F.O.B.	Project
			9/30/2018			
Quantity	Item Code	Description		U/M	Price Each	Amount
5,543	NGRW	For Natural Gas Provided During September 2018		MCF	3.94	21,839.42
					Total	\$21,839.42



FWMEnergy

10025 Investment Dr.
Suite 160
Knoxville, TN
37932

Invoice

Date	Invoice #
10/31/2018	54

Bill To
Navitas Utility Corporation 3186 Airway Avenue Unit D. Costa Mesa CA 92626

Ship To

P.O. Number	Terms	Rep	Ship	Via	F.O.B.	Project	
			10/31/2018				
Quantity	Item Code	Description			U/M	Price Each	Amount
5,847	NGRW	For Natural Gas Provided During October 2018			MCF	3.98	23,271.06
Total						\$23,271.06	



FWMEnergy

10025 Investment Dr.
Suite 160
Knoxville, TN
37932

Invoice

Date	Invoice #
11/30/2018	55

Bill To
Navitas Utility Corporation 3186 Airway Avenue Unit D, Costa Mesa CA 92626

Ship To

P.O. Number	Terms	Rep	Ship	Via	F.O.B.	Project	
			11/30/2018				
Quantity	Item Code	Description			U/M	Price Each	Amount
5,417	NGRW	For Natural Gas Provided During November 2018			MCF	4.39	23,780.63
Total						23,780.63	



SPARTA

FWMEnergy

10025 Investment Dr.
Suite 160
Knoxville, TN
37932

Invoice

Date	Invoice #
12/31/2018	56

Bill To
Navitas Utility Corporation 3186 Airway Avenue Unit D. Costa Mesa CA 92626

Ship To

P.O. Number	Terms	Rep	Ship	Via	F.O.B.	Project
			12/31/2018			
Quantity	Item Code	Description		U/M	Price Each	Amount
6,024	NORW	For Natural Gas Provided During December 2018		MCF	5.28	31,806.72
					Total	331,806.72



FWMEnergy

10025 Investment Dr.
Suite 160
Knoxville, TN
37932

Invoice

Date	Invoice #
6/30/2017	27

Bill To
Navitas Utility Corporation 3186 Airway Avenue Unit D. Costa Mesa CA 92626

Ship To

P.O. Number	Terms	Rep	Ship	Via	F.O.B.	Project	
			6/30/2017				
Quantity	Item Code	Description			U/M	Price Each	Amount
2,561	NGRW	For Natural Gas Provided During June 2017			MCF	3.82	9,783.02
Total						\$9,783.02	



FWMEnergy

10025 Investment Dr.
Suite 160
Knoxville, TN
37932

Invoice

Date	Invoice #
7/31/2017	28

Bill To
Navitas Utility Corporation 3186 Airway Avenue Unit D. Costa Mesa CA 92626

Ship To

P.O. Number	Terms	Rep	Ship	Via	F.O.B.	Project	
			7/31/2017				
Quantity	Item Code	Description			U/M	Price Each	Amount
2,764	NGRW	For Natural Gas Provided During July 2017			MCF	3.94	10,890.16
Total						\$10,890.16	



FWMEnergy

10025 Investment Dr.
Suite 160
Knoxville, TN
37932


Invoice

Date	Invoice #
9/30/2017	31

Bill To
Navitas Utility Corporation 3186 Airway Avenue Unit D. Costa Mesa CA 92626

Ship To

P.O. Number	Terms	Rep	Ship	Via	F.O.B.	Project	
			9/30/2017				
Quantity	Item Code	Description			U/M	Price Each	Amount
2,879	NGRW	For Natural Gas Provided During Sept 2017			MCF	3.64	10,479.56
Total						\$10,479.56	



FWMEnergy

10025 Investment Dr.
Suite 160
Knoxville, TN
37932

Invoice

Date	Invoice #
11/30/2017	34

Bill To
Navitas Utility Corporation 3186 Airway Avenue Unit D. Costa Mesa CA 92626

Ship To

P.O. Number	Terms	Rep	Ship	Via	F.O.B.	Project	
			11/30/2017				
Quantity	Item Code	Description			U/M	Price Each	Amount
5,661	NGRW	For Natural Gas Provided During Nov 2017			MCF	3.87	21,908.07
Total						\$21,908.07	



FWMEnergy

10025 Investment Dr.
Suite 160
Knoxville, TN
37932

Invoice

Date	Invoice #
12/31/2017	36

Bill To
Navitas Utility Corporation 3186 Airway Avenue Unit D. Costa Mesa CA 92626

Ship To

P.O. Number	Terms	Rep	Ship	Via	F.O.B.	Project	
			12/31/2017				
Quantity	Item Code	Description			U/M	Price Each	Amount
5,983	NGRW	For Natural Gas Provided During Dec 2017			MCF	4.12	24,649.96
Total						\$24,649.96	



FWMEnergy

10025 Investment Dr.
 Suite 160
 Knoxville, TN
 37932

Invoice

Date	Invoice #
1/31/2018	39

Bill To
Navitas Utility Corporation 3186 Airway Avenue Unit D. Costa Mesa CA 92626

Ship To

P.O. Number	Terms	Rep	Ship	Via	F.O.B.	Project	
			1/31/2018				
Quantity	Item Code	Description			U/M	Price Each	Amount
4,807	NGRW	For Natural Gas Provided During Jan 2018			MCF	3.79	18,218.53
Total						\$18,218.53	



FWMEnergy

10025 Investment Dr.
Suite 160
Knoxville, TN
37932

Invoice

Date	Invoice #
2/28/2018	40

Bill To
Navitas Utility Corporation 3186 Airway Avenue Unit D. Costa Mesa CA 92626

Ship To

P.O. Number	Terms	Rep	Ship	Via	F.O.B.	Project	
			2/28/2018				
Quantity	Item Code	Description			U/M	Price Each	Amount
4,312	NGRW	For Natural Gas Provided During Feb 2018			MCF	3.79	16,342.48
Total						\$16,342.48	



FWMEnergy

10025 Investment Dr.
Suite 160
Knoxville, TN
37932

Invoice

Date	Invoice #
3/31/2018	42

Bill To
Navitas Utility Corporation 3186 Airway Avenue Unit D. Costa Mesa CA 92626

Ship To

P.O. Number	Terms	Rep	Ship	Via	F.O.B.	Project	
			3/31/2018				
Quantity	Item Code	Description			U/M	Price Each	Amount
4,040	NGRW	For Natural Gas Provided During March 2018			MCF	3.79	15,311.60
Total						\$15,311.60	



FWMEnergy

10025 Investment Dr.
Suite 160
Knoxville, TN
37932

Invoice

Date	Invoice #
2/28/2018	44

04/01/18

Bill To
Navitas Utility Corporation 3186 Airway Avenue Unit D. Costa Mesa CA 92626

Ship To
ADJUST 90

P.O. Number	Terms	Rep	Ship	Via	F.O.B.	Project
			4/30/2018			

Quantity	Item Code	Description	U/M	Price Each	Amount
4.312	NGRW	For Natural Gas Provided During Feb 2018 (Price Correction Adjustment)	MCF	0.77	3,320.24

Total					3,320.24
--------------	--	--	--	--	----------

Roberto Miranda

From: accounting
Sent: Thursday, May 17, 2018 4:50 PM
To: 'Rafael Ramon'
Cc: Ross Modglin
Subject: RE: FWM Bills for February and March

Hello Rafael, Joey is no longer with us. I'm still trying to take over.

Q1 is already closed, so I cannot change those invoices/amounts.

It is possible for you to invoice us ONLY the difference as of 04/01/18 instead?

		Invoice	Revised Invoice	Diff
February	40	16,342.48	19,662.72	3,320.24
	MCF	3.79	4.56	0.77
March	42	15,311.60	15,594.40	282.80
	MCF	3.79	3.86	0.07

From: Rafael Ramon [mailto:reramon@enrema.com]
Sent: Wednesday, May 16, 2018 12:30 PM
To: Joey Irwin <joey@navitasutility.com>
Subject: FWM Bills for February and March

Dear Joey:

Hope this finds you well. Listen, due to my own mistake, I billed gas sales for February and March at a price different that I had initially quoted. Sorry for the confusion, and please find attached the corrected bills with the price quoted.

Regards,

RRR

Rafael E. Ramon
Controller



reramon@enrema.com
10025 Investment Dr
Suite 160
Knoxville, TN 37932
Office: (865) 240-0167 #301 or 314
Cell: (561) 306-6866

Please consider the environment before printing this email



FWMEnergy

10025 Investment Dr.
Suite 160
Knoxville, TN
37932

Invoice

Date	Invoice #
2/28/2018	40

Original

Bill To
Navitas Utility Corporation 3186 Airway Avenue Unit D, Costa Mesa CA 92626

Ship To
<i>d. 12.16</i> POSTNET

P.O. Number	Terms	Rep	Ship	Via	F.O.B.	Project	
			2/28/2018				
Quantity	Item Code	Description			U/M	Price Each	Amount
4,312	NGRW	For Natural Gas Provided During Feb 2018			MCF	3.79	16,342.48
Total						\$16,342.48	



FWMEnergy

10025 Investment Dr.
Suite 160
Knoxville, TN
37932

Invoice

Date	Invoice #
2/28/2018	40

Bill To
Navitas Utility Corporation 3186 Airway Avenue Unit D. Costa Mesa CA 92626

Ship To

P.O. Number	Terms	Rep	Ship	Via	F.O.B.	Project	
			2/28/2018				
Quantity	Item Code	Description			U/M	Price Each	Amount
4,312	NGRW	For Natural Gas Provided During Feb 2018			MCF	4.56	19,662.72
Total						\$19,662.72	

Exhibit 2

 ORIGINAL

AFFIDAVIT OF MAILING

COUNTY OF CADDO)
)
STATE OF OKLAHOMA) ss.

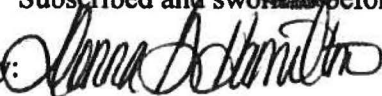
I, Trenda Kelley, hereby certify that on the 10th day of January, 2020 a true and correct copy of the **Temporary Rate Increase Notification** was mailed, postage prepaid, to all customers of **Navitas KY NG LLC**; as per request of **Public Service Commission of Kentucky**.

Further, Affiant sayeth not.




Trenda Kelley, Billing Manager

Subscribed and sworn to before me this 10th day of January, 2020.

Notary: 

COMMISSION EXPIRES:

04/02/22

January 10, 2020

Dear Kentucky Customer:

On or about January 18, 2020 Navitas KYNG, LLC expects to file for a temporary rate increase associated with the Gas Cost Adjustment ("GCA"). This rate increase is precipitated by a Federal Energy Regulatory Action initiated by B&W Pipeline, an interstate transporter of the gas supplied to the Albany system.

Note, Navitas tariffs are stated in MCF. Navitas bills in CCF. There are ten (10) CCF per MCF.

The current GCA for all customers is \$0.69507 per CCF (\$6.9507 per MCF). Note the GCA varies each quarter based on the cost of the gas commodity. Also note the residential tariff is \$0.462 per CCF (\$4.62 per MCF) and all other tariffs are \$0.362 per CCF (\$3.62 per MCF). Navitas is proposing a maximum temporary increase of \$0.09490 per CCF (\$0.9490 per MCF) on all customer classes.

The maximum amount to be collected is \$229,607.53 based on the FERC order may be subject to reductions in accordance with rules and regulations governing actions taken by B&W Pipeline. The proposed temporary rate increase represents an approximately 8% increase on residential customers and an approximately 9% increase on all other customer classes.

Class	Number	Average Annual Billed Usage	Temporary Annual Increase
Residential	81	500 CCF	\$47.45
Commercial	56	3500 CCF	\$332.15
Agricultural	5	8000 CCF	\$759.20
Industrial	14	42,000 CCF	\$3985.80

Based on an average recovery of approximately \$82,000 per year the temporary increase is proposed for the period beginning with the April 7th, 2020 billing and anticipated ending with the March 7th, 2023 billing or until such time as the final ordered amount is collected or the temporary increase is otherwise terminated.

A person may examine this application at the offices of Navitas KYNG, LLC located at 121 Eakly Campus Road, Eakly, Oklahoma 73033.

A person may examine this application at the Kentucky Public Service Commission office located at 211 Sower Boulevard, Frankfort, Kentucky 40601.

These rates are proposed by Navitas KYNG, LLC for the benefit of B&W Pipeline and are subject to change by the Kentucky Public Service Commission.

A person or entity may submit written request for intervention to the Kentucky Public Service Commission at P.O. Box 615, Frankfort, Kentucky 40602. Said request should be submitted within thirty (30) days of the initial publication or mailing of notice in order to be heard before the Commission takes final action.

Sincerely,
Navitas KYNG, LLC

Exhibit G

	Jul-17	Aug-17	Sep-17	Oct-17	Nov-17	Dec-17
<----- Case No. 2019-00430						
Quantity in MCF						
KY customers sales	2704	4983	6437	6306	10869	12716
Gas from East TN Pipeline (Petrol)	835	5371	4577	8775	8233	12107
TN customers sales	212	177	289	725	960	2023
Gas from East TN to KY	623	4983	4288	6306	7273	10084
FERC Tariff \$/MCF	2.7271	2.7271	2.7271	2.7271	2.7271	2.7271
Undisputed FERC tariff	\$ 1,698.17	\$ 13,589.14	\$ 11,694.62	\$ 17,197.09	\$ 19,833.11	\$ 27,499.53
Cumulative	\$ 1,698.17	\$ 15,287.30	\$ 26,981.93	\$ 44,179.02	\$ 64,012.13	\$ 91,511.66
KY transport pmts to B&W						
TRA pro rata share paid	\$ (12,885.95)	\$ (13,420.69)	\$ (13,301.11)	\$ (12,463.91)	\$ (12,769.35)	\$ (11,989.98)
Cumulative	\$ (12,885.95)	\$ (26,306.64)	\$ (39,607.75)	\$ (52,071.66)	\$ (64,841.01)	\$ (76,830.99)
Net	\$ (11,187.79)	\$ 168.45	\$ (1,606.49)	\$ 4,733.19	\$ 7,063.76	\$ 15,509.55
Net Cumulative	\$ (11,187.79)	\$ (11,019.33)	\$ (12,625.83)	\$ (7,892.64)	\$ (828.88)	\$ 14,680.66
Gas from FWM (Sparta)	2081	0	2149	0	3596	2632
FERC Tariff	2.7271	2.7271	2.7271	2.7271	2.7271	2.7271
Amt in dispute	\$ 5,675.91	\$ -	\$ 5,859.72	\$ -	\$ 9,807.74	\$ 7,178.27
Bal needing clarification	\$ 5,675.91	\$ 5,675.91	\$ 11,535.63	\$ 11,535.63	\$ 21,343.38	\$ 28,521.65
Balance	\$ (5,511.87)	\$ 168.45	\$ 4,253.23	\$ 4,733.19	\$ 16,871.50	\$ 22,687.82
Balance	\$ (5,511.87)	\$ (5,343.42)	\$ (1,090.19)	\$ 3,642.99	\$ 20,514.49	\$ 43,202.31
<----- Case No. 2019-00430						
Tariff available but not charged	\$ 0.30813	\$ 0.30813	\$ 0.30813	\$ 0.30813	\$ 0.30813	\$ 0.30813
Foregone B&W Tariff	\$ (833.18)	\$ (1,535.41)	\$ (1,983.43)	\$ (1,943.07)	\$ (3,349.06)	\$ (3,918.18)
Cumulative	\$ (833.18)	\$ (2,368.60)	\$ (4,352.03)	\$ (6,295.10)	\$ (9,644.16)	\$ (13,562.34)

	Jan-18	Feb-18	Mar-18	Apr-18	May-18	Jun-18	Jul-18
Quantity in MCF							
KY customers sales	12306	12391	13164	13164	6961	6678	5672
Gas from East TN Pipeline (Petrol)	14902	10526	13840	9082	3934	1794	2667
TN customers sales	3943	1690	1922	813	247	130	127
Gas from East TN to KY	10959	8836	11918	8269	3687	1664	2540
FERC Tariff \$/MCF	2.7271	2.7271	2.7271	2.7271	2.7271	2.7271	2.7271
Undisputed FERC tariff	\$ 29,887.38	\$ 24,096.66	\$ 32,501.31	\$ 22,550.94	\$ 10,054.27	\$ 4,537.89	\$ 6,925.74
Cumulative	\$ 121,399.04	\$ 145,495.69	\$ 177,997.00	\$ 200,547.93	\$ 210,602.21	\$ 215,140.10	\$ 222,065.84
KY transport pmts to B&W							
TRA pro rata share paid	\$ (10,396.13)	\$ (12,076.50)	\$ (11,978.27)	\$ (12,950.68)	\$ (13,267.01)	\$ (13,403.71)	\$ (13,349.07)
Cumulative	\$ (87,227.13)	\$ (99,303.63)	\$ (111,281.90)	\$ (124,232.57)	\$ (137,499.58)	\$ (150,903.29)	\$ (164,252.36)
Net	\$ 19,491.25	\$ 12,020.16	\$ 20,523.03	\$ 9,600.26	\$ (3,212.73)	\$ (8,865.82)	\$ (6,423.33)
Net Cumulative	\$ 34,171.91	\$ 46,192.07	\$ 66,715.10	\$ 76,315.36	\$ 73,102.63	\$ 64,236.81	\$ 57,813.48
Gas from FWM (Sparta)	1347	3555	1246	4895	3274	5014	3132
FERC Tariff	2.7271	2.7271	2.7271	2.7271	2.7271	2.7271	2.7271
Amt in dispute	\$ 3,672.31	\$ 9,694.84	\$ 3,398.24	\$ 13,348.88	\$ 8,929.07	\$ 13,673.68	\$ 8,542.37
Bal needing clarification	\$ 32,193.96	\$ 41,888.80	\$ 45,287.04	\$ 58,635.92	\$ 67,564.99	\$ 81,238.67	\$ 89,781.04
	\$ 23,163.56	\$ 21,715.00	\$ 23,921.27	\$ 22,949.14	\$ 5,716.34	\$ 4,807.86	\$ 2,119.04
Balance	\$ 66,365.87	\$ 88,080.87	\$ 112,002.14	\$ 134,951.28	\$ 140,667.62	\$ 145,475.48	\$ 147,594.52
Tariff available but not charged							
Foregone B&W Tariff	\$ (3,791.85)	\$ (3,818.04)	\$ (4,056.22)	\$ (4,056.25)	\$ (2,144.89)	\$ (2,057.69)	\$ (1,747.71)
Cumulative	\$ (17,354.19)	\$ (21,172.23)	\$ (25,228.45)	\$ (29,284.71)	\$ (31,429.60)	\$ (33,487.29)	\$ (35,235.00)

	Aug-18	Sep-18	Oct-18	Nov-18	Dec-18	Jan-19
Case No. 2019-00430 ----->						
Quantity in MCF						
KY customers sales	6855	6083	7301	13376	13910	12228
Gas from East TN Pipeline (Petrol)	1258	1591	5119	10934	12501	12699
TN customers sales	122	133	414	1154	2057	2460
Gas from East TN to KY	1136	1458	4705	9780	10444	10239
FERC Tariff \$/MCF	2.7271	2.7271	2.7271	2.7271	2.7271	2.7271
Undisputed FERC tariff	\$ 3,097.17	\$ 3,976.11	\$ 12,830.46	\$ 26,672.13	\$ 28,481.29	\$ 27,923.87
Cumulative	\$ 225,163.01	\$ 229,139.12	\$ 241,969.58	\$ 268,641.71	\$ 297,123.00	\$ 325,046.87
KY transport pmnts to B&W						
TRA pro rata share paid	\$ (13,257.70)	\$ (13,357.26)	\$ (13,467.70)	\$ (13,562.15)	\$ (13,656.06)	\$ (13,637.70)
Cumulative	\$ (177,510.06)	\$ (190,867.32)	\$ (204,335.02)	\$ (217,897.18)	\$ (231,553.24)	\$ (245,190.94)
Net	\$ (10,160.54)	\$ (9,381.15)	\$ (637.24)	\$ 13,109.97	\$ 14,825.22	\$ 14,286.17
Net Cumulative	\$ 47,652.95	\$ 38,271.80	\$ 37,634.56	\$ 50,744.53	\$ 65,569.76	\$ 79,855.93
Gas from FWM (Sparta)	5719	4625	2597	3595	3466	1989
FERC Tariff	2.7271	2.7271	2.7271	2.7271	2.7271	2.7271
Amt in dispute	\$ 15,597.10	\$ 12,612.29	\$ 7,080.92	\$ 9,804.47	\$ 9,452.67	\$ 5,423.11
Bal needing clarification	\$ 105,378.14	\$ 117,990.44	\$ 125,071.35	\$ 134,875.82	\$ 144,328.49	\$ 149,751.61
Balance	\$ 5,436.57	\$ 3,231.15	\$ 6,443.67	\$ 22,914.44	\$ 24,277.90	\$ 19,709.28
Balance	\$ 153,031.09	\$ 156,262.24	\$ 162,705.91	\$ 185,620.35	\$ 209,898.25	\$ 229,607.53
Case No. 2019-00430 ----->						
Tariff available but not charged	\$ 0.30813	\$ 0.30813	\$ 0.30813	\$ 0.30813	\$ 0.30813	\$ 0.30813
Foregone B&W Tariff	\$ (2,112.23)	\$ (1,874.29)	\$ (2,249.75)	\$ (4,121.42)	\$ (4,286.09)	\$ (3,767.81)
Cumulative	\$ (37,347.24)	\$ (39,221.53)	\$ (41,471.28)	\$ (45,592.70)	\$ (49,878.79)	\$ (53,646.60)

	Feb-19	Mar-19	Apr-19	May-19	Jun-19	Jul-19
	←----- Case No. 2019-00241 ----->			←----- Case No. 2019-00372 ----->		
Quantity in MCF						
KY customers sales	14,660	12,783	9,302	9,488	6,501	6,289
Gas from East TN Pipeline (Petrol)	10916	10720	5356	3382	2219	2880
TN customers sales	1841.4	1746.3	810.1	111.5	170	78.5
Gas from East TN to KY	9075	8974	4546	3271	2049	2802
FERC Tariff \$/MCF	2.7271	2.7271	2.7271	2.7271	2.7271	2.7271
Undisputed FERC tariff	\$ 24,747.34	\$ 24,472.18	\$ 12,397.12	\$ 8,918.98	\$ 5,587.83	\$ 7,639.97
Cumulative						
KY transport pmts to B&W						
TRA pro rata share paid	(12,151.96)	(11,999.03)	(12,687.27)	(13,734.28)	(13,534.18)	(13,724.13)
Cumulative						
Net						
Net Cumulative						
Gas from FWM (Sparta)	5585	3809	4756	6218	4452	3487
FERC Tariff	2.7271	2.7271	2.7271	2.7271	2.7271	2.7271
Amt in dispute	\$ 15,231.94	\$ 10,388.34	\$ 12,970.36	\$ 16,955.74	\$ 12,141.05	\$ 9,510.49
Bal needing clarification	\$ 15,231.94	\$ 25,620.29	\$ 38,590.65	\$ 16,955.74	\$ 29,096.79	\$ 38,607.28
Balance						
	←----- Case No. 2019-00241 ----->			←----- Case No. 2019-00372 ----->		
Tariff available but not charged	\$ 0.30813	\$ 0.30813	\$ 0.30813	\$ 0.30813	\$ 0.30813	\$ 0.30813
Foregone B&W Tariff	\$ (4,517.19)	\$ (3,938.83)	\$ (2,866.23)	\$ (2,923.54)	\$ (2,003.15)	\$ (1,937.80)
Cumulative	\$ (58,163.79)	\$ (62,102.62)	\$ (64,968.84)	\$ (67,892.38)	\$ (69,895.53)	\$ (71,833.33)

	Aug-19	Sep-19	Oct-19	Nov-19	Dec-19	Jan-20
	←----- Case No. 2020-00012----->					
Quantity in MCF						
KY customers sales	6,925	4,629	5,670	11,476	11,061	
Gas from East TN Pipeline (Petrol)	2876	2173	5302	9221	8615	
TN customers sales	99.1	122.4	537.7	204.5	1972.7	
Gas from East TN to KY	2777	2051	4764	9017	6642	
FERC Tariff \$/MCF	2.7271	2.7271	2.7271	2.7271	2.7271	
Undisputed FERC tariff	\$ 7,572.88	\$ 5,592.19	\$ 12,992.72	\$ 24,588.90	\$ 18,114.22	
Cumulative						
KY transport pmts to B&W						
TRA pro rata share paid	(13,698.73)	(13,530.13)				
Cumulative						
Net						
Net Cumulative						
Gas from FWM (Sparta)	4148	2579	905	2460	4419	
FERC Tariff	2.7271	2.7271	2.7271	2.7271	2.7271	
Amt in dispute	\$ 11,313.10	\$ 7,031.83	\$ 2,468.84	\$ 6,707.85	\$ 12,049.69	
Bal needing clarification						
Balance						
	←----- Case No. 2020-00012----->					
Tariff available but not charged	\$ 0.30813					
Foregone B&W Tariff	\$ (2,133.89)					
Cumulative	\$ (73,967.22)					