

RECEIVED

APR 30 2018

PUBLIC SERVICE
COMMISSION

April 27, 2018

Ms. Gwen Pinson
Executive Director
Public Service Commission
211 Sower Boulevard
Frankfort, Kentucky 40602


RE: Case No. 2018-00075

Dear Ms. Pinson:

Enclosed are an original and six (6) copies of the response of Fleming-Mason Energy Cooperative, Inc. for the Staff's First Request for Information dated April 6, 2018, for the above-referenced case.

Please contact the office if further information is required.

Sincerely,



Jennifer L. McRoberts
Office Manager

Enclosures

cc: Isaac Scott, East Kentucky Power Cooperative
Managers, EKPC Distribution Cooperatives

COMMONWEALTH OF KENTUCKY
BEFORE THE PUBLIC SERVICE COMMISSION

RECEIVED

APR 30 2018

PUBLIC SERVICE
COMMISSION

In the Matter of:

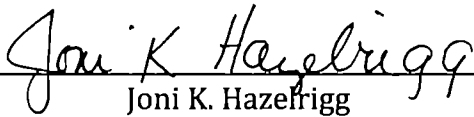
AN EXAMINATION BY THE PUBLIC SERVICE)
COMMISSION OF THE ENVIRONMENTAL)
SURCHARGE MECHANISM OF EAST KENTUCKY)
POWER COOPERATIVE, INC. FOR THE SIX-)
MONTH BILLING PERIOD ENDING)
DECEMBER 31, 2017, AND THE PASS-THROUGH)
MECHANISM FOR ITS SIXTEEN MEMBER)
DISTRIBUTION COOPERATIVES)

CASE NO.
2018-00075

FLEMING-MASON ENERGY COOPERATIVE, INC.'S RESPONSE TO:

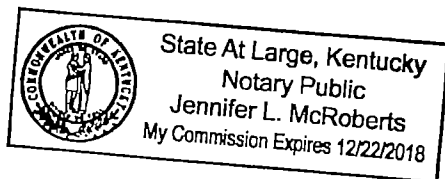
COMMISSION STAFF'S FIRST REQUEST FOR INFORMATION TO
EAST KENTUCKY POWER COOPERATIVE, INC.
AND EACH OF ITS SIXTEEN MEMBER COOPERATIVES

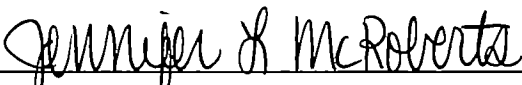
The affiant, Joni K. Hazelrigg, President & CEO for Fleming-Mason Energy, states that the data presented in this filing is true and correct to the best of her knowledge and belief.



Joni K. Hazelrigg

Subscribed and sworn to before me by the affiant, Joni K. Hazelrigg, this 27th day of April, 2018.





Notary Public, State of Kentucky at Large

My Commission expires 12/22/18.

QUESTION 2:

This question is addressed to EKPC and the Member Cooperatives. For each of the 16-Member Cooperatives, prepare a summary schedule showing the Member Cooperative's pass-through revenue requirement for the months corresponding with the six-month review. Include a calculation or any additional over- or under-recovery amount the distribution cooperative believes needs to be recognized for the six-month review. Provide the schedule and all supporting calculations and documentation in Excel spreadsheet format with all cells and formulas intact and unprotected.

RESPONSE:

Please see EKPC's response to Request No. 2 of the Commission Staff's First Request for Information dated April 06, 2018.

QUESTION 6:

This question is addressed to each of the 16-Member Cooperatives. For your particular Member Cooperative, provide the actual average residential customer's monthly usage for the 12 months ending November 30, 2017. Based on this usage amount, provide the dollar impact any over- or under-recovery will have on the average residential customer's monthly bill for the requested recovery period.

RESPONSE:

Please see EKPC's response to Request No. 2 of the Commission Staff's First Request for Information dated April 06, 2018, for the calculation of the review period's over-recovery.

	Residential Consumers	Residential KWH	Average KWH
Dec-16	22,543	31,728,035	1,407
Jan-17	22,580	29,738,118	1,317
Feb-17	22,618	25,234,009	1,116
Mar-17	22,625	24,747,345	1,094
Apr-17	22,248	16,753,810	753
May-17	22,634	16,801,143	742
Jun-17	22,626	19,757,637	873
Jul-17	22,676	23,667,251	1,044
Aug-17	22,645	21,150,127	934
Sep-17	22,650	16,784,179	741
Oct-17	22,641	16,790,834	742
Nov-17	22,775	24,397,554	1,071
	271,261	267,550,042	
Average	22,605	22,295,837	
Average Usage		986	

Average Residential Usage for the 12 months ended December 31, 2017:

986

Test Month: November 2017

Fleming-Mason Energy Cumulative **Over** Recovery:

\$311,223

6 month spread: \$51,871/month

	ACTUAL		6 MONTH RECOVERY	
Customer Charge		\$15.00		\$15.00
kWh Charge		\$80.68		\$80.68
Fuel Adjustment @ (.00397)		(\$3.91)		(\$3.91)
Subtotal		\$91.77		\$91.77
Env. Surcharge	11.72%	\$10.76	9.98%	\$9.16
County School Tax 3%		\$3.08		\$3.03
TOTAL		\$105.60		\$103.96
Dollar Impact				(\$1.64)

East Kentucky Power Cooperative, Inc. - Distribution Cooperatives
 Pass Through Mechanism Report for Fleming-Mason RECC

For the Month Ending January 2018

	(1)	(2)	(3)	(4)	(5)	(6)	(7)	(8a)	(8b)	(8c)	(8d)	(9)	(10)	(11)	(12)	(13)	(14)	(15)
Surcharge Factor Expense Month	EKPC CESF %	EKPC BESF %	EKPC MESF %	EKPC Monthly Revenues from Sales to Fleming Mason	On-peak Revenue Adjustment	EKPC Net Monthly Sales to Fleming Mason	EKPC 12-months Ended Average Monthly Revenue from Sales to Fleming Mason	Fleming-Mason Revenue Requirement	Schedule C and Special Contracts Surcharge Revenues	Amortization of (Over)/Under Recovery of Sch C & Special Contracts Revenues*	Fleming-Mason Revenue Requirements net of Sch C & Special Contracts	Amortization of (Over)/Under Recovery net of Sch C & Spec Cntrcts*	Fleming-Mason Net Revenue Requirement net of Sch C & Spec Cntrcts	Fleming-Mason Total Monthly Retail Revenues net of Sch C & Spec Cntrcts	On-Peak Retail Revenue Adjustment	Fleming-Mason Net Monthly Retail Revenues net of Sch C & Spec Cntrcts	12-months ended Avg Retail Revenues, net of Sch C & Spec Cntrcts	Fleming-Mason Pass-through Mechanism Factor net of Sch C & Spec Cntrcts
			Col. (1) - Col. (2)			Col. (4) - Col. (5)		Col. (3) x Col. (7)			Col. (8a) - [Col. (8b) + Col. (8c)]		Col. (8d) + Col. (9)			Col. (11) - Col. (12)		Col. (10) / Col. (14)
Feb-16	10.92%	0.00%	10.92%	\$ 5,488,468	\$ 161,462	\$ 5,327,006	\$ 4,729,395	\$ 516,450	\$ 441,983	\$ -	\$ 74,467	\$ -	\$ 74,467	\$ 4,674,097	\$ 161,462	\$ 4,512,635	\$ 3,141,415	2.38%
Mar-16	14.30%	0.00%	14.30%	\$ 4,731,953	\$ 140,708	\$ 4,591,245	\$ 4,666,278	\$ 667,278	\$ 286,240	\$ -	\$ 381,038	\$ (9,127)	\$ 371,911	\$ 3,808,916	\$ 140,708	\$ 3,668,208	\$ 3,078,641	11.84%
Apr-16	17.59%	0.00%	17.59%	\$ 4,374,566	\$ 215,184	\$ 4,159,382	\$ 4,667,933	\$ 821,089	\$ 351,325	\$ -	\$ 469,764	\$ (9,127)	\$ 460,637	\$ 3,244,812	\$ 215,184	\$ 3,029,628	\$ 3,038,640	14.96%
May-16	18.99%	0.00%	18.99%	\$ 4,353,042	\$ 190,042	\$ 4,163,000	\$ 4,680,565	\$ 888,839	\$ 433,843	\$ -	\$ 454,996	\$ (9,127)	\$ 445,869	\$ 2,789,186	\$ 190,042	\$ 2,599,144	\$ 3,036,541	14.67%
Jun-16	19.60%	0.00%	19.60%	\$ 4,621,103	\$ 138,423	\$ 4,482,680	\$ 4,665,441	\$ 914,426	\$ 473,629	\$ -	\$ 440,797	\$ (9,127)	\$ 431,670	\$ 2,618,874	\$ 138,423	\$ 2,480,451	\$ 3,031,088	14.22%
Jul-16	16.50%	0.00%	16.50%	\$ 4,996,405	\$ 179,103	\$ 4,817,302	\$ 4,666,477	\$ 769,969	\$ 503,075	\$ -	\$ 266,894	\$ (9,127)	\$ 257,767	\$ 3,165,800	\$ 179,103	\$ 2,986,697	\$ 3,047,013	8.50%
Aug-16	14.29%	0.00%	14.29%	\$ 5,343,679	\$ 237,534	\$ 5,106,145	\$ 4,699,230	\$ 671,520	\$ 446,482	\$ -	\$ 225,038	\$ (34,985)	\$ 190,053	\$ 3,289,371	\$ 237,534	\$ 3,051,837	\$ 3,053,843	6.24%
Sep-16	14.76%	0.00%	14.76%	\$ 4,898,449	\$ 161,610	\$ 4,736,839	\$ 4,719,739	\$ 696,633	\$ 386,097	\$ -	\$ 310,536	\$ (25,858)	\$ 284,678	\$ 3,475,298	\$ 161,610	\$ 3,313,688	\$ 3,068,433	9.32%
Oct-16	17.17%	0.00%	17.17%	\$ 4,607,752	\$ 151,356	\$ 4,456,396	\$ 4,738,642	\$ 813,625	\$ 418,249	\$ -	\$ 395,376	\$ (25,858)	\$ 369,518	\$ 3,137,377	\$ 151,356	\$ 2,986,021	\$ 3,075,586	12.04%
Nov-16	19.95%	0.00%	19.95%	\$ 4,838,861	\$ 193,121	\$ 4,645,740	\$ 4,756,098	\$ 948,842	\$ 462,817	\$ -	\$ 486,025	\$ (25,858)	\$ 460,167	\$ 2,687,308	\$ 193,121	\$ 2,494,187	\$ 3,070,339	14.96%
Dec-16	16.92%	0.00%	16.92%	\$ 6,007,910	\$ 240,561	\$ 5,767,349	\$ 4,828,832	\$ 817,038	\$ 607,748	\$ -	\$ 209,290	\$ (25,858)	\$ 183,432	\$ 3,136,704	\$ 240,561	\$ 2,896,143	\$ 3,082,036	5.97%
Jan-17	11.21%	0.00%	11.21%	\$ 5,862,127	\$ 207,594	\$ 5,654,533	\$ 4,825,635	\$ 540,954	\$ 504,735	\$ -	\$ 36,219	\$ (25,859)	\$ 10,360	\$ 3,948,674	\$ 207,594	\$ 3,741,080	\$ 3,146,643	0.34%
Feb-17	12.26%	0.00%	12.26%	\$ 4,925,295	\$ 133,392	\$ 4,791,903	\$ 4,781,043	\$ 586,156	\$ 292,796	\$ -	\$ 293,360	\$ -	\$ 293,360	\$ 3,825,995	\$ 133,392	\$ 3,692,603	\$ 3,078,307	9.32%
Mar-17	15.73%	0.00%	15.73%	\$ 5,233,698	\$ 244,239	\$ 4,989,459	\$ 4,814,227	\$ 757,278	\$ 342,101	\$ -	\$ 415,177	\$ -	\$ 415,177	\$ 3,546,879	\$ 244,239	\$ 3,302,640	\$ 3,047,843	13.49%
Apr-17	15.40%	0.00%	15.40%	\$ 4,655,455	\$ 231,820	\$ 4,423,635	\$ 4,836,248	\$ 744,782	\$ 433,492	\$ -	\$ 311,290	\$ (7,838)	\$ 303,452	\$ 3,468,460	\$ 231,820	\$ 3,236,640	\$ 3,065,094	9.96%
May-17	19.86%	0.00%	19.86%	\$ 4,805,109	\$ 266,519	\$ 4,538,590	\$ 4,867,548	\$ 966,695	\$ 430,824	\$ -	\$ 535,871	\$ (7,838)	\$ 528,033	\$ 2,726,209	\$ 266,519	\$ 2,459,690	\$ 3,053,473	17.23%
Jun-17	18.13%	0.00%	18.13%	\$ 4,820,088	\$ 169,668	\$ 4,650,420	\$ 4,881,526	\$ 885,021	\$ 538,741	\$ -	\$ 346,280	\$ 5,161	\$ 351,441	\$ 2,610,755	\$ 169,668	\$ 2,441,087	\$ 3,050,193	11.51%
Jul-17	17.75%	0.00%	17.75%	\$ 5,153,707	\$ 236,188	\$ 4,917,519	\$ 4,889,877	\$ 867,953	\$ 498,019	\$ -	\$ 369,934	\$ 5,161	\$ 375,095	\$ 3,003,758	\$ 236,188	\$ 2,767,570	\$ 3,031,932	12.30%
Aug-17	15.89%	0.00%	15.89%	\$ 5,018,735	\$ 188,146	\$ 4,830,589	\$ 4,866,914	\$ 773,353	\$ 491,523	\$ -	\$ 281,830	\$ 5,161	\$ 286,991	\$ 3,385,913	\$ 188,146	\$ 3,197,767	\$ 3,044,093	9.47%
Sep-17	17.53%	0.00%	17.53%	\$ 4,082,694	\$ 213,945	\$ 3,868,749	\$ 4,794,574	\$ 840,489	\$ 356,811	\$ -	\$ 483,678	\$ 5,164	\$ 488,842	\$ 3,185,659	\$ 213,945	\$ 2,971,714	\$ 3,015,595	16.06%
Oct-17	20.51%	0.00%	20.51%	\$ 4,617,449	\$ 240,306	\$ 4,377,143	\$ 4,787,969	\$ 982,012	\$ 449,408	\$ -	\$ 532,604	\$ 12,999	\$ 545,603	\$ 2,757,407	\$ 240,306	\$ 2,517,101	\$ 2,976,519	18.09%
Nov-17	17.87%	0.00%	17.87%	\$ 4,844,505	\$ 180,356	\$ 4,664,149	\$ 4,789,503	\$ 855,884	\$ 520,022	\$ -	\$ 335,862	\$ 13,003	\$ 348,865	\$ 2,642,744	\$ 180,356	\$ 2,462,388	\$ 2,973,869	11.72%
Dec-17	16.39%	0.00%	16.39%	\$ 5,888,860	\$ 232,353	\$ 5,656,507	\$ 4,780,266	\$ 783,486	\$ 500,860	\$ -	\$ 282,626	\$ 31,857	\$ 314,483	\$ 3,359,241	\$ 232,353	\$ 3,126,888	\$ 2,993,097	10.57%
Jan-18	10.79%	0.00%	10.79%	\$ 6,545,482	\$ 213,890	\$ 6,331,592	\$ 4,836,688	\$ 521,879	\$ 480,624	\$ -	\$ 41,255	\$ 31,857	\$ 73,112	\$ 4,082,423	\$ 213,890	\$ 3,868,533	\$ 3,003,718	2.44%

ACTUAL

Witness: Hazelrigg

Request No. 6
 Page 3 of 4

Case No. 2018-00075

East Kentucky Power Cooperative, Inc. - Distribution Cooperatives
Pass Through Mechanism Report for Fleming-Mason RECC

For the Month Ending January 2018

	(1)	(2)	(3)	(4)	(5)	(6)	(7)	(8a)	(8b)	(8c)	(8d)	(9)	(10)	(11)	(12)	(13)	(14)	(15)
Surcharge Factor Expense Month	EKPC CESF %	EKPC BESF %	EKPC MESF %	EKPC Monthly Revenues from Sales to Fleming Mason	On-peak Revenue Adjustment	EKPC Net Monthly Sales to Fleming Mason	EKPC 12-months Ended Average Monthly Revenue from Sales to Fleming Mason	Fleming-Mason Revenue Requirement	Schedule C and Special Contracts Surcharge Revenues	Amortization of (Over)/Under Recovery of Sch C & Special Contracts Revenues*	Fleming-Mason Revenue Requirements net of Sch C & Special Contracts	Amortization of (Over)/Under Recovery net of Sch C & Spec Cntrcts*	Fleming-Mason Net Revenue Requirement net of Sch C & Spec Cntrcts	Fleming-Mason Total Monthly Retail Revenues net of Sch C & Spec Cntrcts	On-Peak Retail Revenue Adjustment	Fleming-Mason Net Monthly Retail Revenues net of Sch C & Spec Cntrcts	12-months ended Avg. Retail Revenues net of Sch C & Spec Cntrcts	Fleming-Mason Pass-through Mechanism Factor net of Sch C & Spec Cntrcts
			Col (1) - Col (2)			Col (4) - Col (5)		Col (3) x Col (7)			Col (8d)-[Col (8b)+Col(8c)]		Col (8d) + Col (9)			Col (11) - Col (12)		Col (10) / Col (14)
Feb-16	10.92%	0.00%	10.92%	\$ 5,488,468	\$ 161,462	\$ 5,327,006	\$ 4,729,395	\$ 516,450	\$ 441,983	\$ -	\$ 74,467	\$ -	\$ 74,467	\$ 4,674,097	\$ 161,462	\$ 4,512,635	\$ 3,141,415	2.38%
Mar-16	14.30%	0.00%	14.30%	\$ 4,731,953	\$ 140,708	\$ 4,591,245	\$ 4,666,278	\$ 667,278	\$ 286,240	\$ -	\$ 381,038	\$ (9,127)	\$ 371,911	\$ 3,808,916	\$ 140,708	\$ 3,668,208	\$ 3,078,641	11.84%
Apr-16	17.59%	0.00%	17.59%	\$ 4,374,566	\$ 215,184	\$ 4,159,382	\$ 4,667,933	\$ 821,089	\$ 351,325	\$ -	\$ 469,764	\$ (9,127)	\$ 460,637	\$ 3,244,812	\$ 215,184	\$ 3,029,628	\$ 3,038,640	14.96%
May-16	18.99%	0.00%	18.99%	\$ 4,353,042	\$ 190,042	\$ 4,163,000	\$ 4,680,565	\$ 888,839	\$ 433,843	\$ -	\$ 454,996	\$ (9,127)	\$ 445,869	\$ 2,789,186	\$ 190,042	\$ 2,599,144	\$ 3,036,541	14.67%
Jun-16	19.60%	0.00%	19.60%	\$ 4,621,103	\$ 138,423	\$ 4,482,680	\$ 4,665,441	\$ 914,426	\$ 473,629	\$ -	\$ 440,797	\$ (9,127)	\$ 431,670	\$ 2,618,874	\$ 138,423	\$ 2,480,451	\$ 3,031,088	14.22%
Jul-16	16.50%	0.00%	16.50%	\$ 4,996,405	\$ 179,103	\$ 4,817,302	\$ 4,666,477	\$ 769,969	\$ 503,075	\$ -	\$ 266,894	\$ (9,127)	\$ 257,767	\$ 3,165,800	\$ 179,103	\$ 2,986,697	\$ 3,047,013	8.50%
Aug-16	14.29%	0.00%	14.29%	\$ 5,343,679	\$ 237,534	\$ 5,106,145	\$ 4,699,230	\$ 671,520	\$ 446,482	\$ -	\$ 225,038	\$ (34,985)	\$ 190,053	\$ 3,289,371	\$ 237,534	\$ 3,051,837	\$ 3,053,843	6.24%
Sep-16	14.76%	0.00%	14.76%	\$ 4,898,449	\$ 161,610	\$ 4,736,839	\$ 4,719,739	\$ 696,633	\$ 386,097	\$ -	\$ 310,536	\$ (25,858)	\$ 284,678	\$ 3,475,298	\$ 161,610	\$ 3,313,688	\$ 3,068,433	9.32%
Oct-16	17.17%	0.00%	17.17%	\$ 4,607,752	\$ 151,356	\$ 4,456,396	\$ 4,738,642	\$ 813,625	\$ 418,249	\$ -	\$ 395,376	\$ (25,858)	\$ 369,518	\$ 3,137,377	\$ 151,356	\$ 2,986,021	\$ 3,075,586	12.04%
Nov-16	19.95%	0.00%	19.95%	\$ 4,838,861	\$ 193,121	\$ 4,645,740	\$ 4,756,098	\$ 948,842	\$ 462,817	\$ -	\$ 486,025	\$ (25,858)	\$ 460,167	\$ 2,687,308	\$ 193,121	\$ 2,494,187	\$ 3,070,339	14.96%
Dec-16	16.92%	0.00%	16.92%	\$ 6,007,910	\$ 240,561	\$ 5,767,349	\$ 4,828,832	\$ 817,038	\$ 607,748	\$ -	\$ 209,290	\$ (25,858)	\$ 183,432	\$ 3,136,704	\$ 240,561	\$ 2,896,143	\$ 3,082,036	5.97%
Jan-17	11.21%	0.00%	11.21%	\$ 5,862,127	\$ 207,594	\$ 5,654,533	\$ 4,825,635	\$ 540,954	\$ 504,735	\$ -	\$ 36,219	\$ (25,859)	\$ 10,360	\$ 3,948,674	\$ 207,594	\$ 3,741,080	\$ 3,146,643	0.34%
Feb-17	12.26%	0.00%	12.26%	\$ 4,925,295	\$ 133,392	\$ 4,791,903	\$ 4,781,043	\$ 586,156	\$ 292,796	\$ -	\$ 293,360	\$ -	\$ 293,360	\$ 3,825,995	\$ 133,392	\$ 3,692,603	\$ 3,078,307	9.32%
Mar-17	15.73%	0.00%	15.73%	\$ 5,233,698	\$ 244,239	\$ 4,989,459	\$ 4,814,227	\$ 757,278	\$ 342,101	\$ -	\$ 415,177	\$ -	\$ 415,177	\$ 3,546,879	\$ 244,239	\$ 3,302,640	\$ 3,047,843	13.49%
Apr-17	15.40%	0.00%	15.40%	\$ 4,655,455	\$ 231,820	\$ 4,423,635	\$ 4,836,248	\$ 744,782	\$ 433,492	\$ -	\$ 311,290	\$ (7,838)	\$ 303,452	\$ 3,468,460	\$ 231,820	\$ 3,236,640	\$ 3,065,094	9.96%
May-17	19.86%	0.00%	19.86%	\$ 4,805,109	\$ 266,519	\$ 4,538,590	\$ 4,867,548	\$ 966,695	\$ 430,824	\$ -	\$ 535,871	\$ (7,838)	\$ 528,033	\$ 2,726,209	\$ 266,519	\$ 2,459,690	\$ 3,053,473	17.23%
Jun-17	18.13%	0.00%	18.13%	\$ 4,820,088	\$ 169,668	\$ 4,650,420	\$ 4,881,526	\$ 885,021	\$ 538,741	\$ -	\$ 346,280	\$ 5,161	\$ 351,441	\$ 2,610,755	\$ 169,668	\$ 2,441,087	\$ 3,050,193	11.51%
Jul-17	17.75%	0.00%	17.75%	\$ 5,153,707	\$ 236,188	\$ 4,917,519	\$ 4,889,877	\$ 867,953	\$ 498,019	\$ -	\$ 369,934	\$ 5,161	\$ 375,095	\$ 3,003,758	\$ 236,188	\$ 2,767,570	\$ 3,031,932	12.30%
Aug-17	15.89%	0.00%	15.89%	\$ 5,018,735	\$ 188,146	\$ 4,830,589	\$ 4,866,914	\$ 773,353	\$ 491,523	\$ -	\$ 281,830	\$ 5,161	\$ 286,991	\$ 3,385,913	\$ 188,146	\$ 3,197,767	\$ 3,044,093	9.47%
Sep-17	17.53%	0.00%	17.53%	\$ 4,082,694	\$ 213,945	\$ 3,868,749	\$ 4,794,574	\$ 840,489	\$ 356,811	\$ -	\$ 483,678	\$ 5,164	\$ 488,842	\$ 3,185,659	\$ 213,945	\$ 2,971,714	\$ 3,015,595	16.06%
Oct-17	20.51%	0.00%	20.51%	\$ 4,617,449	\$ 240,306	\$ 4,377,143	\$ 4,787,969	\$ 982,012	\$ 449,408	\$ -	\$ 532,604	\$ 12,999	\$ 545,603	\$ 2,757,407	\$ 240,306	\$ 2,517,101	\$ 2,976,519	18.09%
Nov-17	17.87%	0.00%	17.87%	\$ 4,844,505	\$ 180,356	\$ 4,664,149	\$ 4,789,503	\$ 855,884	\$ 520,022	\$ -	\$ 335,862	\$ (38,868)	\$ 296,994	\$ 2,642,744	\$ 180,356	\$ 2,462,388	\$ 2,973,869	9.98%
Dec-17	16.39%	0.00%	16.39%	\$ 5,888,860	\$ 232,353	\$ 5,656,507	\$ 4,780,266	\$ 783,486	\$ 500,860	\$ -	\$ 282,626	\$ 31,857	\$ 314,483	\$ 3,359,241	\$ 232,353	\$ 3,126,888	\$ 2,993,097	10.57%
Jan-18	10.79%	0.00%	10.79%	\$ 6,545,482	\$ 213,890	\$ 6,331,592	\$ 4,836,688	\$ 521,879	\$ 480,624	\$ -	\$ 41,255	\$ 31,857	\$ 73,112	\$ 4,082,423	\$ 213,890	\$ 3,868,533	\$ 3,003,718	2.44%

AMORTIZATION

Case No. 2018-00075
Request No. 6
Page 4 of 4
Witness: Hazelrigg

QUESTION 7:

This question is addressed to EKPC and the Member Cooperatives. State whether you would be amenable to the use of electronic filing procedures for environmental surcharge review cases.

RESPONSE:

Fleming-Mason Energy Cooperative, Inc. is amenable to the use of electronic filing procedures for environmental surcharge review cases in an effort to streamline the review process.