



201 Third Street
P.O. Box 24
Henderson, KY 42419-0024
270-827-2561
www.bigrivers.com

RECEIVED

APR 08 2019

PUBLIC SERVICE
COMMISSION

April 5, 2019

VIA FedEx OVERNIGHT DELIVERY

Ms. Gwen R. Pinson
Executive Director
Public Service Commission of Kentucky
211 Sower Boulevard
Frankfort, KY 40601

Re: *In the Matter of: 2017 Integrated Resource Plan of Big Rivers Electric Corporation – Case No. 2017-00384*

Dear Ms. Pinson:

Item 11 of the Public Service Commission Staff's first request for information, dated June 22, 2018, directed Big Rivers to provide updates to the non-Member load information initially provided in its July 20, 2018, response. Attached hereto is Big Rivers' eighth update for that item. An original and ten (10) copies are provided.

Please confirm your receipt of this update by placing the Commission's file stamp, with date received, on the enclosed additional copy and returning it to Big Rivers in the self-addressed, postage-paid envelop provided.

I certify that, on this date, a copy of this filing has been served on the persons listed on the attached service list by express overnight delivery.

Sincerely,

A handwritten signature in blue ink that reads "Tyson Kamuf" followed by a stylized flourish.

Tyson Kamuf
Corporate Attorney,
Big Rivers Electric Corporation
tyson.kamuf@bigrivers.com

cc: Service List
Roger D. Hickman

BIG RIVERS ELECTRIC CORPORATION

**2017 INTEGRATED RESOURCE PLAN OF
BIG RIVERS ELECTRIC CORPORATION
CASE NO. 2017-00384**

Service List

Hon. Kent A. Chandler
Hon. Justin M. McNeil
Hon. Rebecca Goodman
Assistant Attorneys General
700 Capital Avenue
Capital Building, Suite 20
Frankfort, KY 40601
Phone: 502-696-5453; Fax: 502 573-1005
Kent.Chandler@ky.gov
Justin.McNeil@ky.gov
Rebecca.Goodman@ky.gov

Hon. Joe F. Childers
Joe F. Childers & Associates
300 Lexington Building
201 West Short Street
Lexington, KY 40507
Phone: 859-253-9824; Fax: 859-258-9288
childerslaw81@gmail.com

Shannon Fisk, Esq.
Mychal Ozaeta, Esq.
Earthjustice
1617 John F. Kennedy Blvd., Suite 1130
Philadelphia, PA 19103
Fisk Phone: 215-717-4522;
Ozaeta Phone: 215-717-4529
sfisk@earthjustice.org
mozaeta@earthjustice.org

Hon. Michael L. Kurtz
Hon. Kurt J. Boehm
Hon. Jody Kyler Cohn
Boehm, Kurtz & Lowry
36 E. Seventh St., Suite 1510
Cincinnati, OH 45202
Phone: 513-421-2255; Fax: 513-421-2764
MKurtz@BKLawfirm.com
KBoehm@BKLawfirm.com
JKylerCohn@BKLawfirm.com

Matthew E. Miller, Esq.
Sierra Club
50 F Street NW, 8th Floor
Washington, DC 20001
Phone: 202-650-6069
matthew.miller@sierraclub.org

Dr. Frank Ackerman
Synapse Energy Economics
485 Massachusetts Avenue, Suite 2
Cambridge, MA 02139-4058
Phone: 617-661-3248
FAckerman@synapse-energy.com

ORIGINAL

RECEIVED

APR 08 2019

PUBLIC SERVICE
COMMISSION



Your Touchstone Energy® Cooperative 

COMMONWEALTH OF KENTUCKY

BEFORE THE PUBLIC SERVICE COMMISSION OF KENTUCKY

In the Matter of:

**2017 INTEGRATED RESOURCE PLAN OF
BIG RIVERS ELECTRIC CORPORATION**

)
)
)

**Case No.
2017-00384**

***Eighth Updated* Response to Item 11 of Commission Staff's
Initial Request for Information
dated
June 22, 2018**

FILED: April 8, 2019


ORIGINAL

BIG RIVERS ELECTRIC CORPORATION

**2017 INTEGRATED RESOURCE PLAN OF
BIG RIVERS ELECTRIC CORPORATION
CASE NO. 2017-00384**

VERIFICATION


I, Paul G. Smith, verify, state, and affirm that the data request responses filed with this verification for which I am listed as a witness are true and accurate to the best of my knowledge, information, and belief formed after a reasonable inquiry.



Paul G. Smith

COMMONWEALTH OF KENTUCKY)
COUNTY OF HENDERSON)


SUBSCRIBED AND SWORN TO before me by Paul G. Smith on this the
4th day of April, 2019.



Notary Public, Kentucky State at Large

My Commission Expires

October 31, 2020



BIG RIVERS ELECTRIC CORPORATION
2017 INTEGRATED RESOURCE PLAN OF
BIG RIVERS ELECTRIC CORPORATION
CASE NO. 2017-00384

Eighth Updated Response to
Response to Commission Staff's
First Request for Information
dated June 22, 2018

July 20, 2018

First Update September 4, 2018

Second Update October 2, 2018

Third Update November 6, 2018

Fourth Update December 7, 2018

Fifth Update January 9, 2019

Sixth Update February 8, 2019

Seventh Update March 8, 2019

Eighth Update April 8, 2019

1 Item 11) *Refer to the IRP, Chapter 3, Section 3.10, page 61, regarding non-*
2 *member load. Provide the monthly non-member load since its inception and*
3 *consider this an ongoing request throughout this proceeding.*

4

5 **Response)** Please see the attached updated table for the monthly non-member
6 load.

7

8

9 **Witness)** Paul G. Smith

10

Big Rivers Electric Corporation
CN 2017-00384
Monthly Non-Member Load
Eighth Updated Response - April 8, 2019

Month	MWh	Revenue (\$ in thousands)
January 2014	198,693	9,251
February 2014	498,575	23,279
March 2014	602,446	24,945
April 2014	591,172	22,315
May 2014	330,327	12,200
June 2014	260,254	9,378
July 2014	450,394	15,090
August 2014	495,309	16,333
September 2014	494,467	16,496
October 2014	464,350	15,255
November 2014	541,332	19,197
December 2014	513,447	15,929
January 2015	419,349	13,865
February 2015	397,609	14,924
March 2015	438,649	14,322
April 2015	258,949	8,360
May 2015	469,315	14,418
June 2015	415,353	12,766
July 2015	349,932	13,559
August 2015	306,951	10,519
September 2015	265,903	9,907
October 2015	240,268	8,738
November 2015	302,629	9,933
December 2015	316,841	9,821
January 2016	333,199	11,908
February 2016	354,935	12,107
March 2016	418,800	11,175
April 2016	397,230	11,510
May 2016	392,576	11,959
June 2016	294,047	8,911
July 2016	397,161	13,037

Big Rivers Electric Corporation
CN 2017-00384
Monthly Non-Member Load
Eighth Updated Response - April 8, 2019

Month	MWh	Revenue (\$ in thousands)
August 2016	380,757	12,914
September 2016	279,851	11,437
October 2016	347,527	10,536
November 2016	363,107	10,496
December 2016	455,078	14,322
January 2017	443,233	14,706
February 2017	350,737	11,840
March 2017	339,228	11,530
April 2017	326,238	11,037
May 2017	366,827	12,119
June 2017	346,873	11,264
July 2017	341,387	12,006
August 2017	319,658	11,381
September 2017	325,250	12,048
October 2017	378,221	13,160
November 2017	369,364	12,176
December 2017	384,539	12,768
January 2018	298,259	10,118
February 2018	192,526	7,011
March 2018	287,085	9,435
April 2018	353,222	12,304
May 2018	348,409	12,149
June 2018	336,265	11,213
July 2018	262,944	7,538
August 2018	345,660	11,450
September 2018	292,776	10,009
October 2018	147,133	5,151
November 2018	107,418	3,142
December 2018	129,962	2,878
January 2019	233,620	8,975
February 2019	314,544	10,930