

**Goss
Samford**

ATTORNEYS AT LAW | PLLC

David S. Samford
(859) 368-7740
david@gosssamfordlaw.com

February 24, 2017

HAND DELIVERED

Dr. Talina Mathews, Executive Director
Kentucky Public Service Commission
P.O. Box 615
211 Sower Boulevard
Frankfort, KY 40602

RECEIVED

FEB 24 2017

PUBLIC SERVICE
COMMISSION

RE: PSC Case No. 2017-00002

Please find enclosed for filing with the Commission in the above-referenced case an original and ten copies of the responses of East Kentucky Power Cooperative, Inc. ("EKPC"), to the information requests contained in the Appendix to the Commission's Order dated February 6, 2017 and a Motion for Confidential Treatment.

Please return a file-stamped copy of this filing to my office.

Sincerely,



David S. Samford

Enclosures

COMMONWEALTH OF KENTUCKY
BEFORE THE PUBLIC SERVICE COMMISSION

RECEIVED
FEB 24 2017
PUBLIC SERVICE
COMMISSION

IN THE MATTER OF:

AN EXAMINATION OF THE APPLICATION)
OF THE FUEL ADJUSTMENT CLAUSE OF)
EAST KENTUCKY POWER COOPERATIVE,) **CASE NO. 2017-00002**
INC. FROM NOVEMBER 1, 2014 THROUGH)
OCTOBER 31, 2016)

MOTION FOR CONFIDENTIAL TREATMENT

Comes now East Kentucky Power Cooperative, Inc. (“EKPC”), by and through counsel, pursuant to KRS 61.878, 807 KAR 5:001, Section 13 and other applicable law, and for its Motion requesting that the Kentucky Public Service Commission (“Commission”) afford confidential treatment to certain documents filed in response to two requests for information in the above-captioned proceeding, respectfully states as follows:

1. The Commission issued its Order establishing this case on February 6, 2017 and included the initial set of requests for information to EKPC as an Appendix to that Order.

2. Request No. 25 from the February 6th request for information states as follows:

25. List each written coal supply solicitation issued during the period from May 1, 2016 through October 31, 2016.

- a. For each solicitation, provide the date of the solicitation (contract or spot), the quantities solicited, a general description of the quality of coal solicited, the time period over which deliveries were requested, and the generating unit(s) for which the coal was intended.
- b. For each solicitation, state the number of vendors to whom the solicitation was sent, the number of vendors who responded, and the selected vendor(s). Provide the bid tabulation sheet or corresponding document that ranks the proposals. (This document should identify all vendors who made offers.) State the reasons

for each selection. For each lowest-cost bid not selected, explain why the bid was not selected.

3. In its response to Request No. 25, EKPC is providing a copy of its bid tabulation sheets, which includes information that is responsive to the request for information.

4. Request No. 32 from the February 6th request for information states as follows:

32. a. During the period from May 1, 2016 to October 31, 2016, have there been any changes to East Kentucky's written policies and procedures regarding its fuel procurement?
- b. If yes:
 - (1) Describe the changes;
 - (2) State the date(s) the changes were made;
 - (3) Explain why the changes were made; and
 - (4) Provide these written policies and procedures as changed.
- c. If no, provide the date East Kentucky's current fuel procurement policies and procedures were last changed, when they were last provided to the Commission, and identify the proceeding in which they were provided.

5. In its response to Request No. 32, EKPC is providing a copy of its Fuel and Admissions Department Procurement Manual ("Procurement Manual"). The Procurement Manual was updated on September 21, 2016. EKPC is also providing a copy of its Policy No. 404 – Transaction Authority Limits for Energy and Energy Related Commodities and Transportation, which was updated on July 12, 2016, and its Policy No. 405 – Hedging, which was updated on June 13, 2016.

6. The information and documents tendered by EKPC in response to Request No. 25, and Request No. 32 are being tendered in redacted form in the public version of EKPC's filing and in an unredacted form filed under seal herewith. Collectively, this information and these documents are hereinafter referred to as the "Confidential Information."

7. The Confidential Information contains extensive information that describes the internal delegation of authority, business planning assumptions and procurement strategy of EKPC

with regard to fuel, limestone and other energy commodities as well as the information received by EKPC in the course of conducting written and verbal solicitations for fuel. This information is commercially sensitive and proprietary. More specifically, the Confidential Information includes:

- a. Delegations of authority to bind EKPC with regard to various transactions;
- b. The means and methods of transactional processes;
- c. Procurement strategies;
- d. Governance records and policies;
- e. Coal specifications received from third-party bidders;
- f. Pricing data for coal bids received from third-party bidders; and
- g. Recommendations from EKPC Staff regarding the selection of particular vendors to supply fuel to EKPC's generating fleet.

8. The Confidential Information is retained by EKPC on a "need-to-know" basis and is not publicly available. If disclosed, the Confidential Information would give potential vendors and competitors a tremendous competitive advantage in the course of ongoing and future negotiations to procure fuel, limestone and other commodities. These market advantages would likely translate into higher costs for EKPC and, by extension, detrimentally higher rates for EKPC's Members. Thus, disclosure of the Confidential Information would be highly prejudicial to EKPC, EKPC's Members and those Members' members.

9. The Kentucky Open Records Act exempts the Confidential Information from public disclosure. *See* KRS 61.878(1)(c). As set forth above, disclosure of the Confidential Information would permit an unfair advantage to third parties. Moreover, the Kentucky Supreme Court has stated, "information concerning the inner workings of a corporation is 'generally accepted as confidential or proprietary.'" *Hoy v. Kentucky Industrial Revitalization Authority*, 907 S.W.2d 766,

768 (Ky. 1995). Because the Confidential Information is critical to EKPC's effective execution of business decisions and strategy, it satisfies both the statutory and common law standards for being afforded confidential treatment. Indeed, the Commission has already recognized the confidential nature of the information included in the responses and has afforded confidential treatment to identical information in a prior proceeding.¹

10. EKPC does not object to limited disclosure of the Confidential Information, pursuant to an acceptable confidentiality and nondisclosure agreement, to the Attorney General or any other intervenors with a legitimate interest in reviewing the same for the sole purpose of participating in this case.

11. In accordance with the provisions of 807 KAR 5:001, Section 13(2), EKPC is filing one copy of the Confidential Information separately under seal. The filing of the Confidential Information is noted in the public version of EKPC's response to Request No. 25 and Request No. 32, which include redacted copies of such information. Due to the pervasive nature of the confidential and proprietary information included in the Procurement Manual, Board Policies and the bid tabulation sheets, confidential treatment is sought for the entirety of the Confidential Information.

12. In accordance with the provisions of 807 KAR 5:001, Section 13(3), EKPC respectfully requests that the Confidential Information be withheld from public disclosure for a period of ten years. This will assure that the Confidential Information – if disclosed after that time – will be less likely to include information that continues to be commercially sensitive so as to


¹ See Letter from Jeff Derouen to Mark David Goss, P.S.C. Case No. 2011-00246 (Sept. 28, 2011); *In the Matter of an Examination of the Application of the Fuel Adjustment Clause of East Kentucky Power Cooperative, Inc. from May 1, 2013 Through October 31, 2013*, Order, Case No. 2013-000445 (Ky. P.S.C., June 17, 2014). A copy of these documents are attached hereto as Exhibit 1.

impair the interests of EKPC if publicly disclosed. However, EKPC reserves the right to seek an extension of the grant of confidential treatment if it is necessary to do so at that time.

WHEREFORE, on the basis of the foregoing, EKPC respectfully requests the Commission to enter an Order granting this Motion for Confidential Treatment and to so afford such protection from public disclosure to the unredacted copies of Confidential Information, which is filed herewith under seal, for a period of ten years from the date of entry of such an Order.

This 24th day of February, 2017.

Respectfully submitted,

A handwritten signature in blue ink, appearing to be 'D.A. Samford', written over a horizontal line.

Mark David Goss
David S. Samford
GOSS SAMFORD, PLLC
2365 Harrodsburg Road, Suite B325
Lexington, KY 40504
(859) 368-7740
mdgoss@gosssamfordlaw.com
david@gosssamfordlaw.com

Counsel for East Kentucky Power Cooperative, Inc.



Steven L. Beshear
Governor

Leonard K. Peters
Secretary
Energy and Environment Cabinet

Commonwealth of Kentucky
Public Service Commission
211 Sower Blvd.
P.O. Box 615
Frankfort, Kentucky 40602-0615
Telephone: (502) 564-3940
Fax: (502) 564-3460
psc.ky.gov

David L. Armstrong
Chairman

James W. Gardner
Vice Chairman

Charles R. Borders
Commissioner

September 28, 2011

Frost Brown Todd LLC
Attention: Mark David Goss
250 West Main Street, Suite 2800
Lexington, Kentucky 40507-1749

Re: East Kentucky Power Cooperative, Inc.
Petition for Confidential Protection received 9/13/11
PSC Reference #: 2011-00246

Dear Mr. Goss:

The Public Service Commission has received the Petition for Confidential Protection you filed on September 13, 2011 on behalf of East Kentucky Power Cooperative, Inc. ("EKPC"), to protect certain information filed with the Commission as confidential pursuant to Section 7 of 807 KAR 5:001 and KRS 61.878. The information you seek to have treated as confidential is identified as being contained in EKPC's Responses to Data Request Nos. 15 and 19 per Commission Order dated August 23, 2011. The information is more particularly described as containing identification of coal vendors and ranking of proposals; tabulation sheets containing current coal pricing, volume of usage, proposal evaluation procedures and coal acquisition strategies.

Your justification for having the Commission handle this material as confidential is that the public disclosure of the information would compromise EKPC's competitive position in the industry, which would result in an unfair commercial advantage to its competitors.

Based on a review of the information and pursuant to KRS 61.878 and 807 KAR 5:001, Section 7, the Commission has determined that the information requested to be held confidential is of a proprietary nature, which if publicly disclosed would permit an unfair commercial advantage to EKPC's competitors. Therefore, the information requested to be treated as confidential **meets the criteria for confidential protection** and will be maintained as a nonpublic part of the Commission's file in this case. The procedure for usage of confidential materials during formal proceedings may be found at Section 7(8) of 807 KAR 5:001.

KentuckyUnbridledSpirit.com




An Equal Opportunity Employer M/F/D

Mr. Goss
September 28, 2011
Page 2

If the information becomes publicly available or no longer warrants confidential treatment, East Kentucky Power Cooperative, Inc. is required by Section 8(9)(a) of 807 KAR 5:001 to inform the Commission so that the information may be placed in the public record.

Sincerely,



Jeff Derouen
Executive Director

kg/

cc: Parties of Record

COMMONWEALTH OF KENTUCKY

BEFORE THE PUBLIC SERVICE COMMISSION

In the Matter of:

AN EXAMINATION OF THE APPLICATION OF)
THE FUEL ADJUSTMENT CLAUSE OF EAST)
KENTUCKY POWER COOPERATIVE, INC.) CASE NO. 2013-00445
FROM MAY 1, 2013 THROUGH OCTOBER 31,)
2013)

ORDER REGARDING REQUEST FOR CONFIDENTIAL TREATMENT

On February 27, 2014, East Kentucky Power Cooperative, Inc., ("Movant") moved, pursuant to 807 KAR 5:001, Section 13, that certain materials filed with the Commission in response to requests for information contained in the Commission's February 7, 2014 Order be afforded confidential treatment and not be placed in the public record subject to public inspection.

In support of its motion, Movant states that the materials in question – coal bid analysis and tabulation sheets contained in response to Questions No. 19 and 20 of the requests for information, and a document describing Movant's fuel procurement policies and procedures filed in response to Question No. 15 – are records generally recognized as confidential or proprietary, which if openly disclosed would permit an unfair commercial advantage to its competitors and are exempted from public disclosure pursuant to KRS 61.878(1)(c)(1). Movant requests that information remain confidential for a period of ten years because the public disclosure of the information could impair its interests.

A hearing was held in this case on April 10, 2014. In response to a request made during that hearing, Movant filed on April 18, 2014, an updated response to

Question No. 15 contained in the Commission's February 7, 2014 Order, and requested that its updated response be afforded confidential treatment and not be placed in the public record subject to public inspection.

Having carefully considered the motion and the materials at issue, the Commission finds that:

1. The materials for which Movant seeks confidential treatment are records containing data which are generally recognized as confidential or proprietary, and which if openly disclosed would permit an unfair commercial advantage to its competitors and are exempted from public disclosure pursuant to KRS 61.878(1)(c)(1).

2. The information for which Movant seeks confidential treatment should not be placed in the public record or made available for public inspection from the date of this Order until February 27, 2024, at which time the materials will no longer qualify for the exemption pursuant to KRS 61.878(1)(c).

IT IS THEREFORE ORDERED that:

1. Movant's motion for confidential protection is granted.

2. The information for which Movant seeks confidential treatment shall not be placed in the public record or made available for public inspection from the date of this Order until February 28, 2024, at which time the materials will be placed in the public record. Movant may request that the materials continue to be treated as confidential, but must demonstrate that the materials still fall within the exclusions established in KRS 61.878.

3. If Movant objects to the time limits that the Commission has placed on the confidential treatment for the materials in question, it must seek either rehearing


pursuant to KRS 278.400 or judicial review of this Order pursuant to KRS 278.410. Failure to exercise either of these statutory rights will be deemed as agreement with the Commission's determination of the period for which the materials are afforded confidential treatment and will require Movant to demonstrate a change in circumstances in any subsequent motion for continued confidential treatment of the materials in question after the end of the period set forth in ordering paragraph 2.

4. Use of the materials in question in any Commission proceeding shall be in compliance with 807 KAR 5:001, Section 13(9).


5. Movant shall inform the Commission if the materials in question become publicly available or no longer qualify for confidential treatment.

6. If a non-party to this proceeding requests to inspect materials granted confidential treatment by this Order and the period during which the materials have been granted confidential treatment has not run, the Movant shall have 20 days from receipt of written notice of the request to demonstrate that the materials still fall within the exclusions from disclosure requirements established in KRS 61.878. If Movant is unable to make such demonstration, the requested materials shall be made available for inspection.

By the Commission



ATTEST:


Executive Director

Case No. 2013-00445

**COMMONWEALTH OF KENTUCKY
BEFORE THE PUBLIC SERVICE COMMISSION**

In the Matter of:

AN EXAMINATION OF THE APPLICATION)	
OF THE FUEL ADJUSTMENT CLAUSE OF)	
EAST KENTUCKY POWER COOPERATIVE,)	CASE NO.
INC, FROM NOVEMBER 1, 2014 THROUGH)	2017-00002
OCTOBER 31, 2016)	

**RESPONSES TO COMMISSION STAFF'S INFORMATION REQUEST
TO EAST KENTUCKY POWER COOPERATIVE, INC.**

DATED FEBRUARY 6, 2017.

1 January 2014. I am responsible for the cooperative's fuel and emissions procurement
2 activities.

3 **Q. Has EKPC utilized reasonable fuel procurement practices in the period under**
4 **review?**

5 A. Yes. EKPC's fuel procurement objectives are, to ensure an adequate supply of fuel of
6 proper quality, purchased at competitive prices, and in accordance with the
7 requirements of lending and regulatory agencies; to ensure ethical, fair, and sound
8 business practices are followed; and to avoid any conflict of interest or appearance of
9 any such conflict of interest. Various fuel procurement techniques, such as
10 competitive bid process for contract or spot fuel supply whether written or verbal, and
11 any such negotiations as may be appropriate are utilized.

12 **Q. Have coal and natural gas suppliers to EKPC adhered to contract delivery**
13 **schedules during the review period?**

14 A. Yes. EKPC's coal suppliers have adhered to contract delivery schedules during the
15 review period. Natural gas suppliers have adhered to spot delivery schedules during
16 the review period.

17 **Q. What steps does EKPC take to ensure supplier compliance with those contract**
18 **delivery schedules?**

19 A. Fuel buyers are assigned to specific power plants to purchase, administer, and
20 schedule coal purchase agreements. These buyers monitor coal deliveries on a daily
21 basis and communicate with the power plants and coal suppliers on a routine basis.
22 Delivery schedules are adjusted, as needed, and when requested by suppliers, with
23 adequate notification.

1 **Q. What steps would EKPC take to maintain an adequate supply of coal if a**
2 **supplier became unwilling or unable to meet its contract supply obligations?**

3 A. If current stockpile levels allow it, EKPC attempts to negotiate an acceptable new
4 delivery schedule. If stockpile levels dictate immediate deliveries as outlined in the
5 contract agreement, EKPC would go to the market to replace the coal and have the
6 supplier reimburse EKPC for the difference in the coal cost if the cost is higher than
7 the contracted price. EKPC has, at times, cancelled contract tonnage that has not
8 been delivered on time if EKPC does not need the tonnage or can replace the tonnage
9 at lower prices.

10 **Q. What changes in coal and natural gas market conditions have occurred during**
11 **the review period, or are expected to occur within the next two years, that have**
12 **significantly impacted or will significantly impact EKPC's fuel procurement**
13 **practices?**

14 A. Issues regarding production costs, market pricing, and lead times for permits continue
15 to reduce the amount of coal in the Central Appalachian ("CAPP") Basin that can
16 compete with other coal basins. EKPC continues to see fewer responses to coal
17 solicitations from suppliers or brokers in the CAPP Basin. The production costs in
18 the Illinois Basin continue to push the use of this coal, at competitive pricing, into a
19 market with a larger footprint. Lower natural gas prices have increased the use of
20 EKPC's simple-cycle gas turbines for generation and reduced the amount of coal
21 being burned as plant optimization occurs. EKPC's integration into PJM in June
22 2013 has impacted EKPC's fuel procurement practices, specifically, by revising the
23 Hedging Policy to be plant specific.

1 Q. Does this conclude your testimony?

2 A. Yes

COMMONWEALTH OF KENTUCKY

BEFORE THE PUBLIC SERVICE COMMISSION

In re the Matter of:

AN EXAMINATION OF THE APPLICATION)	
OF THE FUEL ADJUSTMENT CLAUSE OF)	CASE NO.
EAST KENTUCKY POWER COOPERATIVE,)	2017-00002
INC. FROM NOVEMBER 1, 2014 THROUGH)	
OCTOBER 31, 2016)	

AFFIDAVIT


STATE OF KENTUCKY)
)
 COUNTY OF CLARK)

Mark Horn, being duly sworn, states that he has read the foregoing prepared testimony and that he would respond in the same manner to the questions if so asked upon taking the stand, and that the matters and things set forth therein are true and correct to the best of his knowledge, information and belief.

Mark Horn

Subscribed and sworn before me on this 24th day of February 2017.

Gwyn M. Willoughby #500144
Notary Public



1 **Q. Were there any changes in the wholesale electric power market that occurred**
2 **during the review period or that East Kentucky expects to occur within the next**
3 **two years that have significantly affected or will significantly affect East**
4 **Kentucky's electric power procurement practices.**

5 A. No, there were no changes in the wholesale electric power market that have
6 significantly affected East Kentucky's electric power procurement practices, nor are
7 there expected to be such changes in the next two years. PJM did implement its
8 Capacity Performance ("CP") rules during the review period, but East Kentucky has
9 been able to meet its requirements for these rules utilizing good utility practices, and
10 expects to continue doing so in the two year forward period.

11 **Q. Does this conclude your testimony?**

12 A. Yes

COMMONWEALTH OF KENTUCKY

BEFORE THE PUBLIC SERVICE COMMISSION

In re the Matter of:

AN EXAMINATION OF THE APPLICATION)	
OF THE FUEL ADJUSTMENT CLAUSE OF)	CASE NO.
EAST KENTUCKY POWER COOPERATIVE,)	2017-00002
INC. FROM NOVEMBER 1, 2014 THROUGH)	
OCTOBER 31, 2016)	

AFFIDAVIT

STATE OF KENTUCKY)
)
 COUNTY OF CLARK)

Julia J. Tucker, being duly sworn, states that she has read the foregoing prepared testimony and that she would respond in the same manner to the questions if so asked upon taking the stand, and that the matters and things set forth therein are true and correct to the best of her knowledge, information and belief.

Julia J. Tucker

Subscribed and sworn before me on this 24th day of February 2017.

Gwyn M. Willoughby #50044

Notary Public



COMMONWEALTH OF KENTUCKY
BEFORE THE PUBLIC SERVICE COMMISSION

In the Matter of:

AN EXAMINATION OF THE APPLICATION OF)	
THE FUEL ADJUSTMENT CLAUSE OF EAST)	CASE NO.
KENTUCKY POWER COOPERATIVE, INC.)	2017-00002
FROM NOVEMBER 1, 2014 THROUGH)	
OCTOBER 31, 2016)	

DIRECT TESTIMONY OF ISAAC S. SCOTT
ON BEHALF OF EAST KENTUCKY POWER COOPERATIVE, INC.

Filed: February 24, 2017

1 **Q. Please state your name, business address, and occupation.**

2 A. My name is Isaac S. Scott and my business address is East Kentucky Power Cooperative,
3 Inc. ("EKPC"), 4775 Lexington Road, Winchester, Kentucky 40391. I am the Manager of
4 Pricing for EKPC.

5 **Q. Please state your education and professional experience.**

6 A. I received a B.S. degree in Accounting, with distinction, from the University of Kentucky
7 in 1979. After graduation I was employed by the Kentucky Auditor of Public Accounts,
8 where I performed audits of numerous state agencies. In December 1985, I transferred to
9 the Kentucky Public Service Commission ("Commission") as a public utilities financial
10 analyst, concentrating on the electric and natural gas industries. In August 2001, I became
11 manager of the Electric and Gas Revenue Requirements Branch in the Division of Financial
12 Analysis at the Commission. In this position, I supervised the preparation of revenue
13 requirement determinations for electric and natural gas utilities as well as determined the
14 revenue requirements for the major electric and natural gas utilities in Kentucky. I retired
15 from the Commission effective August 1, 2008. In November 2008, I became the Manager
16 of Pricing at EKPC.

17 **Q. Please provide a brief description of your duties at EKPC.**

18 A. As Manager of Pricing, I am responsible for rate-making activities which include designing
19 and developing wholesale and retail electric rates and developing pricing concepts and
20 methodologies. I report directly to the Director of Regulatory and Compliance Services.

21 **Q. What is the purpose of your testimony in this proceeding?**

22 A. The purpose of my testimony is to address a Fuel Adjustment Clause ("FAC") timing issue
23 the Member Systems face when the base fuel costs are reestablished during a two-year
24 review proceeding.

1 **Q. What is the purpose of the FAC for both EKPC and its Member Systems?**

2 A. As stated in 807 KAR 5:056, Section 1(1), the purpose of the FAC is to provide for the
3 periodic adjustment per kWh of sales equal to the difference between the fuel costs per
4 kWh sales in the base period and in the current period. Stated another way, the base fuel
5 component in the energy rate plus the monthly FAC should equal the actual fuel costs for
6 a given month.

7 **Q. Before addressing the timing issue you mentioned and as background, would you**
8 **briefly describe how EKPC prepares its monthly FAC factor?**

9 A. Each month EKPC compiles the current month's fuel cost and sales information and
10 compares that to the base period fuel cost and sales information to determine the monthly
11 FAC factor it will bill its Member Systems. The resulting FAC factor is filed with the
12 Commission ten days before it is scheduled to go into effect, along with all supporting
13 documentation.

14 **Q. Would you briefly describe how the Member Systems' monthly FAC factor is**
15 **calculated?**

16 A. The monthly FAC factor the Member Systems bill their retail customers builds off the FAC
17 billed by EKPC. The calculation begins with the FAC dollars EKPC billed the Member
18 System for a month. The Member System then recognizes any dollar over- or under-
19 recovery from the FAC in a previous month. The adjusted FAC dollars are then divided
20 by the same level of kWh energy sales the Member System was billed by EKPC to produce
21 an initial Member System FAC factor. The initial Member System FAC factor is then
22 divided by the percentage of the Member System's sales to purchases. This allows for the
23 recognition of the effects of system line losses. The line loss adjusted FAC factor is the
24 rate applied to the retail customers' monthly bills. The Member Systems file the

1 calculation of their monthly FAC factor with the Commission at least 10 days before it is
2 scheduled to go into effect.

3 **Q. Based on these descriptions, it would appear there is a time “lag” between the current**
4 **period fuel cost expenses for a given EKPC monthly FAC factor and when the**
5 **Member Systems can actually bill their retail customers for the same fuel costs. What**
6 **time lags exist in this process?**

7 A. The time between the current period fuel cost and when the corresponding FAC factor is
8 billed to the Member Systems is two months. The time between when the Member System
9 is billed the EKPC FAC factor and when it bills its corresponding FAC factor to its retail
10 customers can be up to an additional two months. This time difference will be affected by
11 when the Member System prepares and files its FAC factor calculations and the timing of
12 billing cycles. To illustrate these lags, EKPC’s April fuel costs will be reflected in the
13 EKPC FAC factor billed to the Member Systems in early June. Those fuel costs will be
14 reflected in the Member System FAC factor billed to retail customers sometime between
15 late June and late July.

16 **Q. Would you describe what happens to EKPC’s energy rates if the Commission**
17 **reestablishes the base period fuel costs during a two-year review case?**

18 A. As provided in 807 KAR 5:0056, during the two-year review case the base period fuel cost
19 can be reestablished. Any change in the base period fuel cost is expressed as an amount
20 per kWh and a corresponding change is made in EKPC’s energy rates. The revised energy
21 rates will be effective for service rendered on and after a given date, usually the first of the
22 month. All FAC factors calculated after the effective date for the revised energy rates will
23 reflect the reestablished base period fuel cost.

1 **Q. Would you describe what happens to the Member Systems' energy rates if the**
2 **Commission reestablishes EKPC's base period fuel costs during a two-year review**
3 **case?**

4 A. If EKPC's base period fuel cost has been reestablished and its energy rates have been
5 revised, the Commission has required a similar adjustment to the Member Systems' energy
6 rates. The adjustment to the Member Systems' energy rates reflect the change in EKPC's
7 energy rate, stated as an amount per kWh, and adjusted for the 12-month average line loss
8 experienced by the particular Member System. In previous FAC two-year review cases,
9 the Commission has ordered that the change in the energy rates for EKPC and the Member
10 Systems be effective on the same date. This is consistent with the approach followed when
11 there is a change in the base rates of EKPC during a base rate case. The changes to the
12 Member Systems' base rates are made effective on the same date as the EKPC base rates.

13 **Q. Would you describe the timing issue the Member Systems experience when the base**
14 **period fuel cost is reestablished during a two-year review case?**

15 A. The issue is related to the time lags existing in the FAC process. Under the current process,
16 for two months after a change in EKPC's base period fuel cost, the Member Systems will
17 experience a mismatch between the energy rates they can charge their retail customers and
18 the Member System FAC factor that will be included on the retail customer bills. During
19 this two-month period, the Member System FAC factor used in the retail customer billing
20 is based on EKPC's previous base period fuel cost while the Member Systems' energy
21 rates reflect EKPC's reestablished base period fuel cost. After approximately two months,
22 the Member Systems' energy rates and FAC factors reflect the same EKPC base period
23 fuel cost.

24 **Q. Would you describe the effect of this timing issue on the Member Systems?**

1 A. The effect of the timing issue is an over- or under-recovery of the base period fuel costs
2 that is never resolved. When EKPC's base period fuel cost has increased, the Member
3 Systems have over-recovered the base period fuel cost. Conversely, when EKPC's base
4 period fuel cost has decreased, the Member Systems have under-recovered the base period
5 fuel cost. The over- or under-recovery of the base period fuel cost in turn affects the
6 Member Systems' cash flow and can impact the net margins. There is no direct way for
7 the Member Systems to return the two months of over-recoveries or collect the two months
8 of under-recoveries.

9 **Q. Have you been able to determine how long this situation has existed?**

10 A. It appears that this timing issue has existed since the establishment of the Member Systems'
11 FAC process. The problem seems to have been an unintended consequence of the FAC
12 pass-through mechanism.

13 **Q. Is it possible that the increases in the base period fuel costs have been in effect offset
14 by subsequent decreases in the base period fuel costs over the years?**

15 A. I doubt that has been the case. I have been able to identify previous FAC two-year review
16 cases back to 1990. From the 1990 review case to the 2014 review case, there have been
17 13 FAC two-year review cases. The base period fuel cost was increased in six of those
18 reviews, reduced in three reviews, and remained unchanged in four reviews. There is not
19 a consistent pattern of an increase in base period fuel cost during one review and then an
20 equal reduction in the subsequent review. The change in the base period fuel cost has
21 varied in each review case depending on the circumstances at the time of that case. In
22 addition, EKPC's base period fuel cost has not been reestablished since the 2010 review.

23 **Q. Do you have a recommendation on how to resolve this timing issue?**

1 A. Yes. If there is no reestablishment of the base period fuel cost in this case, then the timing
2 issue would be moot. If the base period fuel cost is reestablished in this case and going
3 forward, the resolution of the timing issue would appear to be in making an adjustment
4 somewhere in the FAC process where the Member Systems' energy rates and Member
5 Systems' FAC factors were constantly reflecting the same EKPC base period fuel cost. I
6 believe the simplest solution would be to delay the effective date of any change in the
7 Member Systems' energy rates for two months. For example, if the effective date for the
8 change in EKPC's energy rates were July 1st then the effective date for the change in the
9 Member Systems' energy rates would be September 1st.

10 **Q. Would such a delay in the effective dates for the respective energy rates cause**
11 **problems for the Member Systems, considering EKPC would be billing its revised**
12 **energy rates for two months before the Member Systems' energy rates reflected the**
13 **same change?**

14 A. I do not believe that would be the case. It must be remembered that the current case is a
15 FAC two-year review case, not a general base rate case. In addition, only a portion of the
16 energy rates are being revised not the entire energy rates. I believe it is necessary to
17 maintain the basic arrangement that the base period fuel costs plus the FAC factor will
18 approximately equal the current actual fuel costs. During the two-month delay period, the
19 Member Systems' energy rates and FAC factors will be reflecting the previous EKPC base
20 period fuel costs. Likewise, after the two-month delay period is ended, the Member
21 Systems' energy rates and FAC factors will be reflecting the current EKPC base period
22 fuel costs.

23 **Q. What is your recommendation to the Commission concerning this timing issue related**
24 **to the reestablishment of the base period fuel cost?**

1 A. I would recommend that the Commission order when the base period fuel cost of EKPC is
2 reestablished during a two-year review that the effective date for the change in the Member
3 Systems' energy rates be two months later than the effective date for the EKPC energy
4 rates. I would further recommend that this approach be adopted for the current proceeding
5 and all future FAC two-year review cases.

6 **Q. Does this conclude your testimony?**

7 A. Yes it does.

COMMONWEALTH OF KENTUCKY

BEFORE THE PUBLIC SERVICE COMMISSION

In re the Matter of:

AN EXAMINATION OF THE APPLICATION)	
OF THE FUEL ADJUSTMENT CLAUSE OF)	CASE NO.
EAST KENTUCKY POWER COOPERATIVE,)	2017-00002
INC. FROM NOVEMBER 1, 2014 THROUGH)	
OCTOBER 31, 2016)	

AFFIDAVIT

STATE OF KENTUCKY)
)
 COUNTY OF CLARK)

Isaac S. Scott, being duly sworn, states that he has read the foregoing prepared testimony and that he would respond in the same manner to the questions if so asked upon taking the stand, and that the matters and things set forth therein are true and correct to the best of his knowledge, information and belief.

Isaac S. Scott

Subscribed and sworn before me on this 24th day of February 2017.

Gwyn M. Willoughby #500144
Notary Public



EAST KENTUCKY POWER COOPERATIVE, INC.

PSC CASE NO. 2017-00002

PUBLIC SERVICE COMMISSION REQUEST DATED 02/06/17

East Kentucky Power Cooperative, Inc. ("EKPC") hereby submits responses to the information requests contained in Appendix B to the Order of the Public Service Commission ("PSC") in this case dated February 6, 2017. Each response with its associated supportive reference materials is individually tabbed.

COMMONWEALTH OF KENTUCKY

BEFORE THE PUBLIC SERVICE COMMISSION

IN THE MATTER OF:

AN EXAMINATION OF THE APPLICATION)	
OF THE FUEL ADJUSTMENT CLAUSE OF)	CASE NO.
EAST KENTUCKY POWER COOPERATIVE,)	2017-00002
INC. FROM NOVEMBER 1, 2014 THROUGH)	
OCTOBER 31, 2016)	

CERTIFICATE

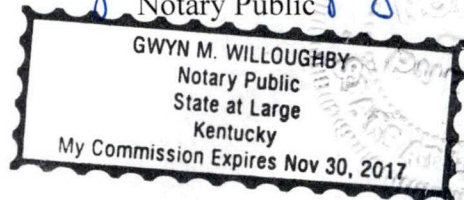
STATE OF KENTUCKY)
)
 COUNTY OF CLARK)

Michelle K. Carpenter, being duly sworn, states that she has supervised the preparation of the responses of East Kentucky Power Cooperative, Inc. to the Public Service Commission Staff Data Requests contained in the Appendix in the above-referenced case dated February 6, 2017, and that the matters and things set forth therein are true and accurate to the best of her knowledge, information and belief, formed after reasonable inquiry.

Michelle K. Carpenter

Subscribed and sworn before me on this 24th day of February 2017.

Gwyn M. Willoughby #520144
 Notary Public



COMMONWEALTH OF KENTUCKY

BEFORE THE PUBLIC SERVICE COMMISSION

IN THE MATTER OF:

AN EXAMINATION OF THE APPLICATION)	
OF THE FUEL ADJUSTMENT CLAUSE OF)	CASE NO.
EAST KENTUCKY POWER COOPERATIVE,)	2017-00002
INC. FROM NOVEMBER 1, 2014 THROUGH)	
OCTOBER 31, 2016)	

CERTIFICATE


STATE OF KENTUCKY)
)
 COUNTY OF CLARK)

Craig A. Johnson, being duly sworn, states that he has supervised the preparation of the responses of East Kentucky Power Cooperative, Inc. to the Public Service Commission Staff Data Requests contained in the Appendix in the above-referenced case dated February 6, 2017, and that the matters and things set forth therein are true and accurate to the best of his knowledge, information and belief, formed after reasonable inquiry.

Craig A. Johnson

Subscribed and sworn before me on this 24th day of February 2017.

Gwyn M. Willoughby #500444
 Notary Public



COMMONWEALTH OF KENTUCKY

BEFORE THE PUBLIC SERVICE COMMISSION

IN THE MATTER OF:

AN EXAMINATION OF THE APPLICATION)	
OF THE FUEL ADJUSTMENT CLAUSE OF)	CASE NO.
EAST KENTUCKY POWER COOPERATIVE,)	2017-00002
INC. FROM NOVEMBER 1, 2014 THROUGH)	
OCTOBER 31, 2016)	

CERTIFICATE

STATE OF KENTUCKY)
)
 COUNTY OF CLARK)

Julia J. Tucker, being duly sworn, states that she has supervised the preparation of the responses of East Kentucky Power Cooperative, Inc. to the Public Service Commission Staff Data Requests contained in the Appendix in the above-referenced case dated February 6, 2017, and that the matters and things set forth therein are true and accurate to the best of her knowledge, information and belief, formed after reasonable inquiry.

Julia J. Tucker

Subscribed and sworn before me on this 24th day of February 2017.

Gwyn M. Willoughby #500144
 Notary Public

GWYN M. WILLOUGHBY
 Notary Public
 State at Large
 Kentucky
 My Commission Expires Nov 30, 2017

EAST KENTUCKY POWER COOPERATIVE, INC.
PSC CASE NO. 2017-00002
FUEL ADJUSTMENT CLAUSE
RESPONSE TO INFORMATION REQUEST

COMMISSION STAFF'S INFORMATION REQUEST DATED 02/06/17
REQUEST 1

RESPONSIBLE PARTY: **Isaac S. Scott**

Request 1. If a change in the base fuel cost is proposed, state the month to be used as the base period (b). If the base period results in a fuel cost other than one representative of current costs as prescribed by 807 KAR 5:056, Section 1 (2), explain why this base period was selected. If no change is proposed, include an explanation of the reason(s) East Kentucky believes the current base period fuel cost should remain unchanged.

Response 1. East Kentucky and its Member Systems do not believe it is necessary or appropriate at this time to reestablish the base fuel cost reflected in the respective energy charges. This belief is based upon the fact that, although the cost of coal and natural gas and market purchase prices have been low, especially during the last 12 months of the current review period, East Kentucky anticipates there will be increases in these costs during the next two years. However, predicting the exact impact of these cost increases is always a challenge and is further complicated at this time due to shifting federal policies. Another fact that leads East Kentucky and its Member Systems to believe reestablishing the base fuel cost at

this time is unnecessary as doing so does not produce a change in the total actual fuel costs billed for the month and makes no difference in the total bill. The purpose of the FAC is to ensure that each month the actual fuel costs are reflected on the monthly bills. Consequently, it really does not matter what the base fuel cost is; the corresponding FAC for that month will bring the fuel costs to the actual level for that month. East Kentucky would also note that its Member Systems generally are not in favor of reestablishing the base fuel cost at this time. Lastly, East Kentucky and its Member Systems have identified an issue related to the coordination of changing the base fuel cost reflected in the respective energy charges when the base fuel cost is reestablished. The current practice of making the effective dates the same for new East Kentucky and Member Systems energy charges, coupled with the existing two-month lag in the FAC, can affect the Member Systems' cash flow. If there is to be a reestablishment of the base fuel cost reflected in the respective energy charges, this timing issue needs to be addressed. Therefore, based on these reasons, East Kentucky and its Member Systems do not believe it is necessary or appropriate to reestablish the base fuel cost as part of this two-year review proceeding.

However, if the Commission believes it is necessary to reestablish the base fuel cost reflected in East Kentucky's and its Member Systems' respective energy charges, East Kentucky has performed an analysis to determine a new representative month and a new base fuel cost. After review of the past, current, and projected fuel costs, East Kentucky would propose that the May 2015 fuel cost of 2.776 cents/kWh be used as the base fuel cost over the next two years. This represents a 0.238 cents/kWh reduction from the current base fuel cost of 3.014 cents/kWh.

The current two-year review period covers the months of November 2014 through October 2016. Based upon a review of those months, East Kentucky's total FAC ranged from a low of 2.282 cents/kWh in April 2015 to a high of 2.934 cents/kWh in November 2014. The average total FAC for the 24-month period under review was 2.598 cents/kWh.

East Kentucky reviewed the 24 months covered in the current two-year review and as a first step eliminated from consideration any month that included adjustments that did not reflect normal operations. The November 2014 to October 2016 period was impacted by Commission Orders from four previous FAC review cases. As a result of the Orders in Case Nos. 2014-00226,¹ 2014-00451,² 2015-00233,³ and 2016-00002,⁴ East Kentucky was required to include positive and negative adjustments to its monthly fuel costs in 13 of the 24 months. The representative month has traditionally been an "as filed" month rather than one that had been recalculated to remove adjustments. Because of this first step, East Kentucky eliminated from consideration the following months: January through April 2015; July through December 2015; January and February 2016; and June 2016.

¹ See *In the Matter of An Examination of the Application of the Fuel Adjustment Clause of East Kentucky Power Cooperative, Inc. from November 1, 2013 Through April 30, 2014*, Order, Case No. 2014-00226, (Ky. P.S.C. Jan. 30, 2015).

² See *In the Matter of An Examination of the Application of the Fuel Adjustment Clause of East Kentucky Power Cooperative, Inc. from November 1, 2012 Through October 31, 2014*, Order, Case No. 2014-00451, (Ky. P.S.C. Aug. 11, 2015).

³ See *In the Matter of An Examination of the Application of the Fuel Adjustment Clause of East Kentucky Power Cooperative, Inc. from November 1, 2014 Through April 30, 2015*, Order, Case No. 2015-00233, (Ky. P.S.C. Dec. 4, 2015).

⁴ See *In the Matter of An Examination of the Application of the Fuel Adjustment Clause of East Kentucky Power Cooperative, Inc. from May 1, 2015 Through October 31, 2015*, Order, Case No. 2016-00002, (Ky. P.S.C. July 7, 2016).

For the remaining 11 months, the total FAC ranged from a low of 2.324 cents/kWh in March 2016 to a high of 2.934 cents/kWh in November 2014. The average total FAC for these 11 months was 2.603 cents/kWh.

As part of its determination of a representative month for the base fuel cost, East Kentucky considered the expected cost for coal, natural gas, and market purchases in 2017 and 2018 compared to the levels of costs experienced during the current two-year review period. Coal costs are expected to be slightly lower for Spurlock 1, 2, and Cooper in 2017 and slightly lower for Spurlock 1 and 2 in 2018. However, coal costs are expected to be higher for Gilbert and Spurlock 4 in 2017 and higher for Gilbert, Spurlock 4, and Cooper in 2018. Natural gas costs for both the Smith and Bluegrass combustion turbines are expected to be higher in 2017 and 2018. Finally, the price of market purchases are expected to be higher in 2017 and 2018 than were experienced during the two-year review period.

East Kentucky also considered the resource and generation mixes expected for 2017 and 2018 when determining a representative month for base fuel costs. A comparison of the budgeted resource and generation mixes for 2017 and 2018 with the proposed May 2015 actual information is shown below.

Resource Mix		
Period	Generation	Purchases
May 2015	70.36%	29.63%
2017 Budget	82.28%	17.72%
2018 Budget	76.27%	24.06%

Generation Mix						
Period	Cooper	Spurlock 1	Spurlock 2	Gilbert	Spurlock 4	CT & Landfills
May 2015	11.28%	14.43%	42.57%	23.31%	0.58%	7.87%
2017 Budget	8.32%	16.50%	32.47%	16.55%	18.01%	8.15%
2018 Budget	8.32%	16.62%	30.17%	17.21%	18.86%	8.28%

None of the 11 months under consideration as the representative month exactly matched the budgeted resource and generation mixes for 2017 and 2018. East Kentucky believes the May 2015 month reflects a reasonably good match when looking at coal-fired versus gas-fired generation.

East Kentucky evaluated the 11 months under consideration as a representative month using the expected fuel and market purchase costs, the resource mix, and the generation mix. Given the expected increases in the cost for coal, natural gas, and market purchases, East Kentucky eliminated from consideration months where the actual FAC was below the average total FAC of 2.603 cents/kWh. Upward pressure on costs would make it less likely that a month with an actual FAC below the group average would be considered representative. This resulted in the elimination of the months of March, April, May, September, and October 2016.

As the last step in determining the representative month, East Kentucky took the expected changes in the cost of coal, natural gas, and market purchases and estimated average fuel costs using the budgeted resource and generation mixes for 2017 and 2018. These estimated average fuel costs were then compared to the actual fuel costs experienced during the current two-year review period to quantify the expected increase in fuel cost. After reviewing

the results of these calculations, East Kentucky determined that the May 2015 fuel costs reflected the most representative level of fuel costs going forward. Consequently, East Kentucky recommends that the May 2015 base fuel cost of 2.776 cents/kWh be used over the next two years.

EAST KENTUCKY POWER COOPERATIVE, INC.
PSC CASE NO. 2017-00002
FUEL ADJUSTMENT CLAUSE
RESPONSE TO INFORMATION REQUEST

COMMISSION STAFF'S INFORMATION REQUEST DATED 02/06/17
REQUEST 2

RESPONSIBLE PARTY: Isaac S. Scott

Request 2. Provide a calculation of the fossil fuel costs F(b) that East Kentucky proposes to use to calculate the base period fuel cost. This calculation shall show each component of F(b) as defined by 807 KAR 5:056. Explain why the fuel cost in the selected base period is representative of the level of fuel cost currently being experienced by East Kentucky.

Response 2. Please see pages 2 through 5 of this response for the June 2010 information, which is provided in support of the recommendation not to change the base period fuel cost. Please see the response to Request 1 addressing why the use of the current FAC base fuel cost should be continued.

Please see pages 6 through 9 of this response for the May 2015 information, which is provided in support of the alternative recommendation to reduce the base period fuel cost to \$0.02776 per kWh. Please see the response to Request 1 discussing the alternative recommendation to reduce the base period fuel cost for a discussion explaining the reasons for a reduction.

Company EAST KENTUCKY POWER COOPERATIVE

FUEL ADJUSTMENT CLAUSE SCHEDULE


Month Ended JUNE 2010

FAC Factor*

Fuel Fm (Fuel Cost Schedule)	=	<u>\$33,087,730</u>	=	(+)	<u>\$0.03014</u>
Sales Sm (Sales Schedule)		<u>1,097,928,848</u>			
Fuel (Fb)		<u>\$38,507,736</u>			
Sales (Sb)	=	<u>1,054,148,573</u>	=	(-)	<u>\$0.03653</u> <u>(\$0.00639)</u>

Effective Date for Billing AUGUST 2010

Submitted by


 (Signature) GRAHAM JOHNS

Title

MANAGER OF ACCOUNTING

Date Submitted

JULY 20, 2010

* (Five decimal places in dollars or three decimal places in cents - normal rounding) .

Company EAST KENTUCKY POWER COOPERATIVE

FUEL COST SCHEDULE

Month Ended JUNE 2010

(A) Company Generation

Coal Burned	(+)	\$24,999,301
Oil Burned	(+)	380,702
Gas Burned	(+)	2,834,581
Fuel (Jointly Owned Plant)*	(+)	0
Fuel (Assigned Cost during F.O.)	(+)	978,267
Fuel (Substitute for F.O.)	(-)	(1,764,455)

\$27,428,396

(B) Purchases

Net Energy Cost - Economy Purchases	(+)	\$5,235,786
Identifiable Fuel Cost - Other Purchases	(+)	0
Identifiable Fuel Cost - (Substitute for F.O.)	(-)	0

\$5,235,786

Subtotal

\$32,664,182

(C) Inter-System Sales

Fuel Costs		\$1,390,343
------------	--	-------------

\$1,390,343

(D) Over or (Under) Recovery from Page 4

(1,813,891)

Total Fuel Cost (A + B - C - D)

\$33,087,730
 =====

*Detail Attached

F.O. = Forced Outage

Company EAST KENTUCKY POWER COOPERATIVE

SALES SCHEDULE

Month Ended JUNE 2010

(A)

Generation (Net)		(+)	1,073,791,643
Purchases		(+)	109,858,182
Inadvertent Interchange	In	(+)	7,127,036
			<u>1,190,776,860</u>

(B)

Pumped Storage Energy		(+)	0
Inter-System Sales Including Interchange Out		(+)	50,344,701
Inadvertent Interchange	Out	(+)	0
System Losses		(+)	42,503,311
			<u>92,848,012</u>

(C)

Total Sales	(A - B - C)		<u><u>1,097,928,848</u></u>
-------------	-------------	--	-----------------------------

Company EAST KENTUCKY POWER COOPERATIVE

OVER OR (UNDER)-RECOVERY SCHEDULE

Month Ended JUNE 2010

1. Last FAC Rate Billed		(\$0.00939)
	(1)	
2. KWH Billed at Above Rate		1,097,928,848
3. FAC Revenue/(Refund) (L1 x L2)		** (\$10,309,552)
	(1)	
4. KWH Used to Determine Last FAC Rate		904,756,252
5. Non-Jurisdictional KWH (Included in L4)		0
	(1)	
6. Kentucky Jurisdictional KWH (Included in L4) (L4 - L5)		904,756,252
7. Recoverable FAC Revenue/(Refund) (L1 x L6)		(\$8,495,661)
8. Over or (Under) Recovery (L3 - L7)		(\$1,813,891)
	(1)	
9. Total Sales (Page 3)		1,097,928,848
	(1)	
10. Kentucky Jurisdictional Sales		1,097,928,848
11. Ratio of Total Sales to Kentucky Jurisdictional Sales (L9 \ L10)		1
12. Total Company Over (Under) Recovery (L8 x L11) (Page 2, Line D)		(\$1,813,891)

**FAC Revenue/(Refund) on Line 3 reflects actual amount charged or credited due

Company EAST KENTUCKY POWER COOPERATIVE

FUEL ADJUSTMENT CLAUSE SCHEDULE

Month Ended MAY 2015

FAC Factor*

Fuel Fm (Fuel Cost Schedule)	=	<u>\$25,538,552</u>	=	(+)	<u>\$0.02776</u>
Sales Sm (Sales Schedule)		<u>919,982,171</u>			
Fuel (Fb)		<u>\$33,087,730</u>			
Sales (Sb)	=	<u>1,097,928,848</u>	=	(-)	<u>\$0.03014</u>
					<u>(\$0.00238)</u>

Effective Date for Billing JULY 2015

Submitted by

Michelle K. Carpenter

(Signature)

MICHELLE K. CARPENTER, CPA

Title

CONTROLLER

Date Submitted

JUNE 19, 2015

* (Five decimal places in dollars or three decimal places in cents - normal rounding)

Company EAST KENTUCKY POWER COOPERATIVE

FUEL COST SCHEDULE

Month Ended MAY 2015

(A) Company Generation

Coal Burned	* (+)	15,467,336
Oil Burned	(+)	513,211
Gas Burned	(+)	1,726,663
PJM Day Ahead and Balancing	(+)	(586,190)
Fuel (Assigned Cost during F.O.)	(+)	0
Fuel (Substitute for F.O.)	(-)	0

* Note: Included in the Coal Burned is the Physical Inv Adj. for Coal and TDF of \$188,461.

17,121,021

(B) Purchases

Net Energy Cost - Economy Purchases	(+)	\$8,536,182
Identifiable Fuel Cost - Other Purchases	(+)	-
Identifiable Fuel Cost - (Substitute for F.O.)	(-)	0

\$8,536,182

Subtotal

\$25,657,203

(C) Inter-System Sales

Fuel Costs		\$785,942
------------	--	-----------

785,942

(D) Over or (Under) Recovery from Page 4

(667,291)

Total Fuel Cost (A + B - C - D)

\$25,538,552

F.O. = Forced Outage

Company EAST KENTUCKY POWER COOPERATIVE

SALES SCHEDULE

Month Ended MAY 2015

(A)

Generation (Net)		(+)	674,302,009
Purchases		(+)	283,953,085
Inadvertent Interchange	In	(+)	0
			<hr/> 958,255,094

(B)

Pumped Storage Energy		(+)	0
Inter-System Sales Including Interchange Out		(+)	27,411,000
Inadvertent Interchange	Out	(+)	0
System Losses		(+)	10,861,923
			<hr/> 38,272,923

(C)

Total Sales	(A - B - C)		<hr/> <hr/> 919,982,171
-------------	-------------	--	-------------------------

Company EAST KENTUCKY POWER COOPERATIVE

OVER OR (UNDER)-RECOVERY SCHEDULE

Month Ended MAY 2015

1. Last FAC Rate Billed		(\$0.00732)
	(1)	919,982,171
2. KWH Billed at Above Rate		
3. FAC Revenue/(Refund) (L1 x L2)		** (\$6,734,269)
	(1)	828,822,113
4. KWH Used to Determine Last FAC Rate		
5. Non-Jurisdictional KWH (Included in L4)		0
	(1)	828,822,113
6. Kentucky Jurisdictional KWH (Included in L4) (L4 - L5)		
7. Recoverable FAC Revenue/(Refund) (L1 x L6)		(\$6,066,978)
8. Over or (Under) Recovery (L3 - L7)		(\$667,291)
	(1)	919,982,171
9. Total Sales (Page 3)		
	(1)	919,982,171
10. Kentucky Jurisdictional Sales		
11. Ratio of Total Sales to Kentucky Jurisdictional Sales (L9 \ L10)		1
12. Total Company Over (Under) Recovery (L8 x L11) (Page 2, Line D)		(\$667,291)

**FAC Revenue/(Refund) on Line 3 reflects actual amount charged or credited due

EAST KENTUCKY POWER COOPERATIVE, INC.

PSC CASE NO. 2017-00002

FUEL ADJUSTMENT CLAUSE

RESPONSE TO INFORMATION REQUEST

COMMISSION STAFF'S INFORMATION REQUEST DATED 02/06/17

REQUEST 3

RESPONSIBLE PARTY: Isaac S. Scott

Request 3. Provide a schedule showing each component of sales as defined by 807 KAR 5:056 in the selected base period (b). Explain why East Kentucky believes that the sales in the selected base period (b) are representative of the level of kWh sales that East Kentucky will derive from the level of fuel cost incurred during the selected base period (b).

Response 3. Each component of sales for the June 2010 fuel cost is given below and shown in the response to Request 2, page 4 of 9.

Member System Sales	1,097,928,848 kWh
Inter-System Sales	50,344,701 kWh

Annualized kWh sales to Member Systems in the base period total 13,175,146,176 kWh. This sales volume is slightly higher than the projected sales to the Member Systems for 2017 (13,008,532,000 kWh) and for 2018 (13,145,744,000 kWh) as shown in the response to Request 6, but is still representative.

Annualized inter-system sales in the base period total 604,136,412 kWh. Projected inter-system sales for 2017 are 429,527,000 kWh and for 2018 are 324,722,000 kWh.

While the projected inter-system sales for 2017 and 2018 are lower than the annualized level from the June 2010 base period; the inter-system sales are projected to remain a small percentage of East Kentucky's total sales.

Each component of sales for the May 2015 fuel cost is given below and shown in the response to Request 2, page 8 of 9.

Member System Sales	919,982,171 kWh
Inter-System Sales	27,411,000 kWh

East Kentucky has proposed that the base period should be May 2015. The month of May has traditionally been a "shoulder" month for East Kentucky where loads have generally been lower due to the seasonal transition from winter to summer loads. In addition, because of the lower loads May has also been a month when East Kentucky has traditionally scheduled maintenance of its generating units. However, East Kentucky believes the May 2015 base period is a reasonable, representative month.

The annualized kWh sales to Member Systems for the May 2015 base period total 11,039,786,052 kWh. Not surprisingly, this sales volume is lower than the projected sales to the Member Systems for 2017 (13,008,532,000 kWh) and for 2018 (13,145,744,000 kWh) as shown in the response to Request 6. The percentage of the May 2015 annualized Member System sales to the projected Member System sales for 2017 and 2018 is similar to the relationship between the May 2015 sales and the actual sales experienced during the review period. The average monthly sales to Member Systems for the period November 2014 through October 2016 were 1,049,296,045 kWh. The Member System sales for May 2015 represented approximately 88 percent of the average monthly sales to Member Systems for the current

review period. The annualized Member Systems sales for May 2015 represent approximately 85 percent of the projected Member System sales for 2017 and approximately 84 percent of the projected Member System sales for 2018.

Annualized inter-system sales for the base period total 328,932,000 kWh. Projected inter-system sales for 2017 are 429,527,000 kWh and for 2018 are 324,722,000 kWh. The projected inter-system sales for 2017 are higher than the annualized level from the May 2015 base period while the 2018 sales are slightly lower. However, the inter-system sales are projected to remain a small percentage of East Kentucky's total sales.

EAST KENTUCKY POWER COOPERATIVE, INC.

PSC CASE NO. 2017-00002

FUEL ADJUSTMENT CLAUSE

RESPONSE TO INFORMATION REQUEST

COMMISSION STAFF'S INFORMATION REQUEST DATED 02/06/17

REQUEST 4

RESPONSIBLE PARTY: Isaac S. Scott

Request 4. Provide a schedule showing the calculation of East Kentucky's proposed increase or decrease in its base fuel cost per kWh to be incorporated into its base rate.

Response 4. If the recommendation included in the response to Request 1 to not change the base period fuel cost is accepted, there would be no change in rates. If the alternative recommendation to change the base period fuel cost to that of May 2015 is accepted, the change in the fuel cost is shown below.

	\$ / kWh
Proposed Base FAC – May 2015 Month	\$0.02776
Base FAC Effective June 1, 2011 – June 2010 Month	\$0.03014
Proposed Decrease	\$(0.00238)

EAST KENTUCKY POWER COOPERATIVE, INC.
PSC CASE NO. 2017-00002
FUEL ADJUSTMENT CLAUSE
RESPONSE TO INFORMATION REQUEST

COMMISSION STAFF'S INFORMATION REQUEST DATED 02/06/17
REQUEST 5

RESPONSIBLE PARTY: Mark Horn

Request 5. Provide East Kentucky's most recent projected fuel requirements for the years 2017 and 2018 in tons for coal, MMBtu for natural gas, and dollars.

Response 5. East Kentucky's projected fuel requirements for the years 2017 and 2018 as included in East Kentucky's budget and financial forecast are shown below.

	<u>2017</u> <u>Quantity</u>	<u>2017</u> <u>Dollars</u>	<u>2018</u> <u>Quantity</u>	<u>2018</u> <u>Dollars</u>
Coal	4,463,457 tons	\$220,452,800	4,174,340 tons	\$220,252,419
Natural Gas	7,724,075 MMBtu	27,234,881	7,267,078 MMBtu	25,804,844
#2 Fuel Oil	1,308,508 gal.	3,300,007	1,308,509 gal.	3,666,542
Methane Gas	989,855 MMBtu	742,391	989,553 MMBtu	742,165
		\$251,730,079		\$250,465,970

EAST KENTUCKY POWER COOPERATIVE, INC.
PSC CASE NO. 2017-00002
FUEL ADJUSTMENT CLAUSE
RESPONSE TO INFORMATION REQUEST

COMMISSION STAFF'S INFORMATION REQUEST DATED 02/06/17

REQUEST 6

RESPONSIBLE PARTY: Julia J. Tucker

Request 6. Provide East Kentucky's most recent sales projections for the years 2017 and 2018 in kWh and dollars.

Response 6. East Kentucky's most recent projections for the years 2017 and 2018 are provided below.

Budget Year		KWH	Revenue
2017	Coop. Sales Inc Steam	13,008,532,000	\$615,099,046
	PJM	429,527,000	\$47,478,261
2018	Coop. Sales Inc Steam	13,145,744,000	\$621,579,206
	PJM	324,722,000	\$26,037,251

EAST KENTUCKY POWER COOPERATIVE, INC.

PSC CASE NO. 2017-00002

FUEL ADJUSTMENT CLAUSE

RESPONSE TO INFORMATION REQUEST

COMMISSION STAFF'S INFORMATION REQUEST DATED 02/06/17

REQUEST 7

RESPONSIBLE PARTY: Isaac S. Scott

Request 7. Provide separately the amounts of power purchases used in the calculation of sales provided in response to Item 3.

Response 7. The power purchases information for the June 2010 month are shown in the following table.

Purchased from	kWh Purchased
Associated Electric Cooperative	1,837,000
Big Rivers	6,626,000
Duke Energy Ohio	21,240,000
EDF	752,000
LG&E	17,000
Lock 7 Generator	755,149
MISO	585,000
PJM	60,282,000
Southeast Power	17,951,000
Tennessee Valley Authority	82,000
TGP Purchases – excluded from FAC	(268,967)
Total	109,858,182

The power purchases information for the May 2015 month are shown in the following table.

Purchased from	kWh Purchased
AEP	74,400,000
Cox Interior	170,984
PJM	188,462,000
Southeast Power	20,194,000
Lock 7 Generator	940,825
TGP Purchases – excluded from FAC	(214,724)
Total	283,953,085

EAST KENTUCKY POWER COOPERATIVE, INC.
PSC CASE NO. 2017-00002
FUEL ADJUSTMENT CLAUSE
RESPONSE TO INFORMATION REQUEST

COMMISSION STAFF'S INFORMATION REQUEST DATED 02/06/17

REQUEST 8

RESPONSIBLE PARTY: Isaac S. Scott

Request 8. Provide separately the amounts of intersystem power sales used in the calculation of sales provided in response to Item 3.

Response 8. For the June 2010 month, please see the intersystem power sales information below.

	kWh Sold Total	Losses	kWh Sold (Net of Losses)
Big Rivers	217,048	9,048	208,000
The Energy Authority	394,443	16,443	378,000
Cargill	4,174,000	174,000	4,000,000
EDF	11,269,800	469,800	10,800,000
PJM	34,289,410	1,429,410	32,860,000
Total Sales	50,344,701	2,098,701	48,246,000

For the May 2015 month, all of the 27,411,000 kWh in inter-system sales reported in the response to Request 3 were made to PJM.

EAST KENTUCKY POWER COOPERATIVE, INC.

PSC CASE NO. 2017-00002

FUEL ADJUSTMENT CLAUSE

RESPONSE TO INFORMATION REQUEST

COMMISSION STAFF'S INFORMATION REQUEST DATED 02/06/17

REQUEST 9

RESPONSIBLE PARTY: Craig A. Johnson

Request 9. Provide the planned maintenance schedule for each of East Kentucky's generating units for the years 2017 and 2018.

Response 9. Please see pages 2 through 3 of this response for the planned maintenance outages for each of EKPC's generating units. Bluegrass Unit No. 3 is contracted to LG&E until April 30, 2019, and is shown for information purposes only. EKPC does not develop a formal planned maintenance outage for its landfill gas generating units.

**EKPC Generating Units - Planned Maintenance Schedule
2017 / 2018**

PSC Request 9

Page 2 of 3

Unit	Start Date	End Date
SPURLOCK 4	3/18/2017	4/16/2017
SMITH CT 1	3/19/2017	3/22/2017
SMITH CT 9	3/19/2017	3/31/2017
SMITH CT 2	3/22/2017	3/24/2017
COOPER 2	4/1/2017	4/30/2017
BLUEGRASS 1	4/1/2017	4/17/2017
BLUEGRASS 2	4/1/2017	4/17/2017
SMITH CT 6	4/2/2017	4/14/2017
SMITH CT 7	4/2/2017	4/28/2017
SMITH CT 10	4/2/2017	4/14/2017
COOPER 1	4/15/2017	5/7/2017
SMITH CT 3	4/16/2017	4/21/2017
SPURLOCK 3	4/22/2017	5/21/2017
SMITH CT 4	4/23/2017	4/28/2017
SMITH CT 5	4/30/2017	5/5/2017
SPURLOCK 1	5/6/2017	5/14/2017
SPURLOCK 2	5/20/2017	5/28/2017
SPURLOCK 1	9/9/2017	10/8/2017
SMITH CT 1	9/17/2017	9/22/2017
SMITH CT 2	9/24/2017	9/29/2017
SMITH CT 9	10/1/2017	10/15/2017
SMITH CT 3	10/1/2017	10/4/2017
BLUEGRASS 1	10/9/2017	11/6/2017
BLUEGRASS 2	10/9/2017	11/6/2017
SMITH CT 10	10/13/2017	10/27/2017
SPURLOCK 2	10/14/2017	12/10/2017
BLUEGRASS 3	10/1/2017	10/14/2017
SMITH CT 4	10/29/2017	11/1/2017
SMITH CT 5	11/1/2017	11/3/2017
SMITH CT 6	11/5/2017	11/8/2017
SMITH CT 7	11/8/2017	11/10/2017
SPURLOCK 4	3/17/2018	4/15/2018
SMITH CT 1	3/18/2018	3/21/2018

**EKPC Generating Units - Planned Maintenance Schedule
2017 / 2018**

Unit	Start Date	End Date
SMITH CT 9	3/18/2018	3/30/2018
SMITH CT 2	3/21/2018	3/23/2018
COOPER 2	3/31/2018	4/22/2018
SMITH CT 3	4/1/2018	4/6/2018
SMITH CT 10	4/1/2018	4/13/2018
BLUEGRASS 2	4/2/2018	4/5/2018
SMITH CT 4	4/8/2018	4/13/2018
BLUEGRASS 3	4/9/2018	4/12/2018
COOPER 1	4/14/2018	5/6/2018
SMITH CT 5	4/15/2018	4/20/2018
BLUEGRASS 1	4/16/2018	4/19/2018
SPURLOCK 3	4/21/2018	5/20/2018
SMITH CT 6	4/22/2018	4/25/2018
SMITH CT 7	4/25/2018	4/27/2018
SPURLOCK 1	5/5/2018	5/13/2018
SPURLOCK 2	5/19/2018	5/27/2018
SPURLOCK 1	9/15/2018	10/7/2018
SMITH CT 1	9/16/2018	9/21/2018
SMITH CT 2	9/23/2018	11/16/2018
SMITH CT 9	9/30/2018	10/12/2018
BLUEGRASS 2	10/1/2018	10/5/2018
BLUEGRASS 3	10/8/2018	10/19/2018
SPURLOCK 2	10/13/2018	10/28/2018
SMITH CT 10	10/14/2018	10/26/2018
BLUEGRASS 1	10/15/2018	10/19/2018
SMITH CT 3	10/21/2018	10/24/2018
SMITH CT 6	10/28/2018	11/2/2018
SMITH CT 7	11/4/2018	11/9/2018
SMITH CT 4	11/11/2018	11/14/2018
SMITH CT 5	11/14/2018	11/16/2018

PSC Request 9
Page 3 of 3

**EAST KENTUCKY POWER COOPERATIVE, INC.
PSC CASE NO. 2017-00002
FUEL ADJUSTMENT CLAUSE
RESPONSE TO INFORMATION REQUEST**

COMMISSION STAFF’S INFORMATION REQUEST DATED 02/06/17

REQUEST 10

RESPONSIBLE PARTY: Julia J. Tucker

Request 10. For the years ending October 31, 2015 and October 31, 2016, provide:

Request 10a. Maximum annual system demand; and

Response 10a. The maximum annual system demand for the years requested is:

Maximum Annual Demand	
11/1/14-10/31/15	3506 MW
11/1/15-10/31/16	2890 MW

Request 10b. Average annual demand.

Response 10b. The average annual demand for the years requested is:

Average Annual Demand	
11/1/14-10/31/15	1480 MW
11/1/15-10/31/16	1455 MW

EAST KENTUCKY POWER COOPERATIVE, INC.
PSC CASE NO. 2017-00002
FUEL ADJUSTMENT CLAUSE
RESPONSE TO INFORMATION REQUEST

COMMISSION STAFF'S INFORMATION REQUEST DATED 02/06/17
REQUEST 11

RESPONSIBLE PARTY: **Julia J. Tucker**

Request 11. List all firm power commitments for East Kentucky from May 1, 2016 through October 31, 2016, and for the years 2017 and 2018 for (a) purchases and (b) sales. This list shall identify the other party (buyer or seller), the amount of commitment in MW, and the purpose of the commitment (e.g., peaking, emergency).

Response 11. (a) Purchases

<u>Party</u>	<u>Commitment</u>	<u>Purpose</u>	<u>Date of Commitment</u>
SEPA	Up to 170 MW	Energy	07/01/1998-Indefinite*

*Contract is on-going until one party gives notice three years in advance of the date that it wishes to end the contract. No notices have been filed by either party.

(b) Sales

<u>Party</u>	<u>Commitment</u>	<u>Purpose</u>	<u>Date of Commitment</u>
LG&E/KU	165 MW	Capacity (Bluegrass 3)	12/29/2015-04/30/2019

EAST KENTUCKY POWER COOPERATIVE, INC.

PSC CASE NO. 2017-00002

FUEL ADJUSTMENT CLAUSE

RESPONSE TO INFORMATION REQUEST

COMMISSION STAFF'S INFORMATION REQUEST DATED 02/06/17

REQUEST 12

RESPONSIBLE PARTY: Isaac S. Scott

Request 12. Provide a monthly billing summary for all sales to all electric utilities for the period May 1, 2016 through October 31, 2016.

Response 12. Please see pages 2 through 37 for sales to East Kentucky's Member systems and pages 38 through 43 for off-system sales for the period May 1, 2016 through October 31, 2016.

EAST KENTUCKY POWER COOPERATIVE INC.
Wholesale Power Accounting
CO-OP Totals Billing Summary - CP Tariff

2016

May

CO-OP Name/EKPC		KW	KWH	Base Mills/KWH	Fuel Charge	Fuel Mills/KWH	Surcharge	Surcharge Mills/KWH	Revenue
BIG SANDY RECC	Month	36,134	15,095,397	65.75	-94,798	59.47	157,915	69.93	1,055,670
	YTD	228,072	101,939,654	63.43	-508,441	58.44	941,749	67.68	6,899,570
BLUE GRASS ENERGY	Month	202,755	95,806,224	61.84	-601,663	55.56	936,237	65.33	6,258,792
	YTD	1,271,905	576,351,496	61.85	-2,920,450	56.78	5,140,939	65.70	37,865,851
CLARK ENERGY COOP	Month	66,654	29,264,276	65.69	-183,779	59.41	305,839	69.86	2,044,548
	YTD	434,237	189,625,514	64.30	-949,301	59.29	1,771,447	68.63	13,014,591
CUMBERLAND VALLEY ELECTRIC	Month	70,003	31,129,466	64.87	-195,491	58.59	320,837	68.90	2,144,818
	YTD	441,730	198,236,652	63.46	-995,545	58.44	1,824,511	67.65	13,409,940
FARMERS RECC	Month	76,288	37,248,701	62.50	-233,923	56.22	368,326	66.10	2,462,281
	YTD	459,087	220,403,748	61.86	-1,118,682	56.78	1,967,193	65.71	14,482,735
FLEMING MASON RECC	Month	146,064	76,942,678	51.74	-360,639	47.06	603,427	54.90	4,223,970
	YTD	822,962	420,560,488	53.44	-1,713,299	49.37	3,105,180	56.75	23,867,100
GRAYSON RECC	Month	40,150	17,633,822	64.89	-110,703	58.61	181,795	68.92	1,215,304
	YTD	238,130	110,867,934	63.01	-558,496	57.98	1,011,018	67.09	7,438,656
INTER-COUNTY ECC	Month	69,295	31,379,406	63.76	-196,450	57.50	317,398	67.62	2,121,829
	YTD	482,592	205,175,516	63.61	-1,022,461	58.63	1,894,653	67.86	13,923,293
JACKSON ENERGY COOP	Month	135,478	59,743,789	64.52	-375,034	58.24	612,054	68.49	4,091,600
	YTD	899,951	392,081,744	63.55	-1,959,387	58.56	3,618,783	67.79	26,577,525
LICKING VALLEY RECC	Month	39,482	17,293,764	65.15	-108,605	58.87	179,081	69.22	1,197,160
	YTD	238,771	111,647,864	62.95	-560,278	57.94	1,018,447	67.06	7,486,809
NOLIN RECC	Month	120,310	56,021,634	61.35	-351,816	55.07	542,676	64.76	3,627,823
	YTD	738,169	332,832,599	61.34	-1,689,799	56.26	2,942,193	65.10	21,668,509
OWEN EC	Month	363,748	181,326,015	53.60	-1,138,725	47.32	1,509,342	55.65	10,090,037
	YTD	1,793,303	933,728,858	53.23	-4,858,508	48.03	6,994,031	55.52	51,840,591
SALT RIVER RECC	Month	194,835	84,460,012	64.05	-530,409	57.77	858,317	67.94	5,737,887
	YTD	1,013,216	480,006,873	62.03	-2,449,044	56.93	4,292,219	65.87	31,618,923
SHELBY ENERGY COOP	Month	77,640	37,891,364	61.25	-237,957	54.97	366,406	64.64	2,449,459
	YTD	430,355	212,541,701	60.70	-1,090,068	55.57	1,848,194	64.26	13,658,606
SOUTH KENTUCKY RECC	Month	191,052	89,077,143	63.32	-559,302	57.04	893,705	67.07	5,974,462
	YTD	1,328,247	565,519,886	63.57	-2,835,735	58.56	5,212,912	67.78	38,329,747
TAYLOR COUNTY RECC	Month	83,264	40,981,902	56.91	-201,619	51.99	355,151	60.66	2,485,883
	YTD	527,388	229,440,555	59.87	-1,008,605	55.48	1,944,732	63.95	14,673,644
CO-OP Subtotals	Month	1,913,152	901,295,593	60.08	-5,480,913	54.00	8,508,506	63.44	57,181,523
	YTD	11,348,115	5,280,961,082	60.12	-26,238,099	55.15	45,528,201	63.77	336,756,090

EAST KENTUCKY POWER COOPERATIVE INC.

Wholesale Power Accounting
CO-OP Totals Billing Summary - CP Tariff

2016

May

CO-OP Name/EKPC		KW	KWH	Base Mills/KWH	Fuel Charge	Fuel Mills/KWH	Surcharge	Surcharge Mills/KWH	Revenue
Inland Steam	Month	30,805	16,582,050	50.72	-106,114	44.32	132,948	52.34	867,930
	YTD	172,691	88,026,519	51.60	-472,032	46.24	640,962	53.52	4,711,228
Totals	Month	1,943,957	917,877,643	59.92	-5,587,027	53.83	8,641,454	63.24	58,049,453
	YTD	11,520,806	5,368,987,601	59.98	-26,710,131	55.00	46,169,163	63.60	341,467,318
Burnside	Month	37	34,572	53.40	-217	47.12	287	55.42	1,916
	YTD	917	390,755	63.55	-1,852	58.81	3,624	68.09	26,605
East Ky Office	Month	738	511,283	56.39	-3,211	50.11	4,506	58.92	30,125
	YTD	4,898	2,884,333	58.38	-14,806	53.24	23,942	61.54	177,513
Smith Conctruction	Month	63	44,679	56.09	-281	49.80	391	58.55	2,616
	YTD	438	255,559	58.49	-1,310	53.36	2,122	61.66	15,759
EKPC Subtotals	Month	838	590,534	56.19	-3,709	49.91	5,184	58.69	34,657
	YTD	6,253	3,530,647	58.96	-17,968	53.87	29,688	62.28	219,877
Totals	Month	1,944,795	918,468,177	59.91	-5,590,736	53.83	8,646,638	63.24	58,084,110
	YTD	11,527,059	5,372,518,248	59.97	-26,728,099	55.00	46,198,851	63.60	341,687,195

EAST KENTUCKY POWER COOPERATIVE INC.
Wholesale Power Accounting
Green Power Billing Summary

May 2016

CO-OP Name/EKPC		KWH	KWH Charge	Revenue
BIG SANDY RECC	Month	5,800	0.02375	145
	YTD	29,000		697
BLUE GRASS ENERGY	Month	21,000	0.02375	525
	YTD	105,900		2,543
CLARK ENERGY COOP	Month	3,100	0.02375	78
	YTD	15,500		374
CUMBERLAND VALLEY ELECTRIC	Month	2,300	0.02375	58
	YTD	11,500		278
FARMERS RECC	Month	1,400	0.02375	35
	YTD	7,000		167
FLEMING MASON RECC	Month	2,500	0.02375	63
	YTD	11,900		287
GRAYSON RECC	Month	6,500	0.02375	163
	YTD	32,500		779
INTER-COUNTY ECC	Month	5,600	0.02375	140
	YTD	27,200		654
JACKSON ENERGY COOP	Month	8,900	0.02375	223
	YTD	45,100		1,083
LICKING VALLEY RECC	Month	2,600	0.02375	65
	YTD	13,000		313
NOLIN RECC	Month	19,300	0.02375	483
	YTD	97,600		2,344
OWEN EC	Month	171,400	0.02375	4,285
	YTD	857,900		20,590
SALT RIVER RECC	Month	46,700	0.02375	1,168
	YTD	233,500		5,604
SHELBY ENERGY COOP	Month	11,100	0.02375	278
	YTD	55,500		1,334

EAST KENTUCKY POWER COOPERATIVE INC.
Wholesale Power Accounting
Green Power Billing Summary

May 2016

CO-OP Name/EKPC		KWH	KWH Charge	Revenue
SOUTH KENTUCKY RECC	Month	18,600	0.02375	465
	YTD	93,000		2,233
EKPC Subtotals	Month	326,800	0.02375	8,174
	YTD	1,636,100		39,280
Totals	Month	326,800	0.02375	8,174
	YTD	1,636,100		39,280

EAST KENTUCKY POWER COOPERATIVE
Wholesale Power Accounting
Direct Load

May 2016

CO-OP Name		KW	DLC Demand Charge	DLC Credit	DLC Demand Surcharge	Total Revenue
BIG SANDY RECC	Month	0	0	-1,566	-275	-1,841
	YTD	0	0	-7,842	-1,211	-9,053
BLUE GRASS ENERGY	Month	0	0	-20,489	-3,604	-24,093
	YTD	0	0	-101,677	-15,683	-117,360
CLARK ENERGY COOP	Month	0	0	-1,597	-281	-1,878
	YTD	0	0	-7,847	-1,212	-9,059
CUMBERLAND VALLEY ELECTRIC	Month	0	0	-2,821	-496	-3,317
	YTD	0	0	-14,051	-2,170	-16,221
FARMERS RECC	Month	0	0	-4,908	-863	-5,771
	YTD	0	0	-24,722	-3,816	-28,538
FLEMING MASON RECC	Month	0	0	-2,483	-437	-2,920
	YTD	0	0	-11,791	-1,812	-13,603
GRAYSON RECC	Month	0	0	-1,975	-347	-2,322
	YTD	0	0	-9,884	-1,526	-11,410
INTER-COUNTY ECC	Month	0	0	-5,778	-1,016	-6,794
	YTD	0	0	-28,902	-4,462	-33,364
JACKSON ENERGY COOP	Month	0	0	-2,043	-359	-2,402
	YTD	0	0	-10,219	-1,578	-11,797
LICKING VALLEY RECC	Month	0	0	-1,353	-238	-1,591

EAST KENTUCKY POWER COOPERATIVE
Wholesale Power Accounting
Direct Load

May 2016

CO-OP Name		KW	DLC Demand Charge	DLC Credit	DLC Demand Surcharge	Total Revenue
NOLIN RECC	YTD	0	0	-6,731	-1,039	-7,770
	Month	0	0	-5,641	-992	-6,633
OWEN EC	YTD	0	0	-27,918	-4,312	-32,230
	Month	0	0	-11,103	-1,953	-13,056
SALT RIVER RECC	YTD	0	0	-55,796	-8,625	-64,421
	Month	0	0	-6,931	-1,219	-8,150
SHELBY ENERGY COOP	YTD	0	0	-34,104	-5,269	-39,373
	Month	0	0	-3,674	-646	-4,320
SOUTH KENTUCKY RECC	YTD	0	0	-18,268	-2,821	-21,089
	Month	0	0	-11,208	-1,971	-13,179
TAYLOR COUNTY RECC	YTD	0	0	-55,271	-8,534	-63,805
	Month	0	0	-1,130	-199	-1,329
Totals:	Month	0	0	-84,700	-14,896	-99,596
	YTD	0	0	-420,341	-64,892	-485,233

**Wholesale Power Accounting
CO-OP Totals Billing Summary - CP Tariff**

2016

June

CO-OP Name/EKPC		KW	KWH	Base Mills/KWH	Fuel Charge	Fuel Mills/KWH	Surcharge	Surcharge Mills/KWH	Revenue
BIG SANDY RECC	Month	42,192	17,934,275	65.68	-114,061	59.32	202,042	70.59	1,265,982
	YTD	270,264	119,873,929	63.77	-622,502	58.58	1,143,791	68.12	8,165,552
BLUE GRASS ENERGY	Month	243,344	113,772,029	62.39	-723,588	56.03	1,210,492	66.67	7,584,871
	YTD	1,515,249	690,123,525	61.94	-3,644,038	56.66	6,351,431	65.86	45,450,722
CLARK ENERGY COOP	Month	80,499	35,868,362	65.47	-228,120	59.11	402,625	70.34	2,522,826
	YTD	514,736	225,493,876	64.48	-1,177,421	59.26	2,174,072	68.90	15,537,417
CUMBERLAND VALLEY ELECTRIC	Month	80,813	36,860,459	64.71	-234,432	58.35	408,434	69.43	2,559,217
	YTD	522,543	235,097,111	63.66	-1,229,977	58.43	2,232,945	67.93	15,969,157
FARMERS RECC	Month	95,473	46,870,967	62.58	-298,100	56.22	500,404	66.90	3,135,496
	YTD	554,560	267,274,715	61.99	-1,416,782	56.69	2,467,597	65.92	17,618,231
FLEMING MASON RECC	Month	155,510	77,977,960	55.68	-432,177	50.14	716,122	59.32	4,625,594
	YTD	978,472	498,538,448	53.79	-2,145,476	49.49	3,821,302	57.15	28,492,694
GRAYSON RECC	Month	47,614	20,740,645	65.17	-131,912	58.81	231,652	69.98	1,451,510
	YTD	285,744	131,608,579	63.35	-690,408	58.11	1,242,670	67.55	8,890,166
INTER-COUNTY ECC	Month	86,509	39,071,896	63.85	-247,946	57.51	426,699	68.43	2,673,667
	YTD	569,101	244,247,412	63.65	-1,270,407	58.45	2,321,352	67.95	16,596,960
JACKSON ENERGY COOP	Month	158,010	71,713,892	64.32	-455,977	57.96	789,374	68.97	4,946,166
	YTD	1,057,961	463,795,636	63.67	-2,415,364	58.46	4,408,157	67.97	31,523,691
LICKING VALLEY RECC	Month	47,142	20,261,147	65.62	-128,860	59.26	228,012	70.51	1,428,712
	YTD	285,913	131,909,011	63.36	-689,138	58.14	1,246,459	67.59	8,915,521
NOLIN RECC	Month	143,572	67,384,101	61.78	-428,564	55.42	709,119	65.94	4,443,291
	YTD	881,741	400,216,700	61.41	-2,118,363	56.12	3,651,312	65.24	26,111,800
OWEN EC	Month	372,160	195,393,407	53.96	-1,242,704	47.60	1,766,069	56.63	11,066,064
	YTD	2,165,463	1,129,122,265	53.36	-6,101,212	47.95	8,760,100	55.71	62,906,655
SALT RIVER RECC	Month	228,514	107,237,361	63.10	-682,028	56.74	1,155,445	67.51	7,239,947
	YTD	1,241,730	587,244,234	62.23	-3,131,072	56.89	5,447,664	66.17	38,858,870
SHELBY ENERGY COOP	Month	88,136	43,634,689	61.40	-277,519	55.04	455,865	65.49	2,857,451
	YTD	518,491	256,176,390	60.82	-1,367,587	55.48	2,304,059	64.47	16,516,057
SOUTH KENTUCKY RECC	Month	231,760	108,024,660	63.44	-687,035	57.08	1,170,833	67.91	7,336,360
	YTD	1,560,007	673,544,546	63.55	-3,522,770	58.32	6,383,745	67.80	45,666,107
TAYLOR COUNTY RECC	Month	102,455	46,436,570	60.07	-260,202	54.47	466,408	64.51	2,995,801
	YTD	629,843	275,877,125	59.91	-1,268,807	55.31	2,411,140	64.05	17,669,445
CO-OP Subtotals	Month	2,203,703	1,049,182,420	60.87	-6,573,225	54.61	10,839,595	64.94	68,132,955
	YTD	13,551,818	6,330,143,502	60.24	-32,811,324	55.06	56,367,796	63.96	404,889,045

EAST KENTUCKY POWER COOPERATIVE INC.
Wholesale Power Accounting
CO-OP Totals Billing Summary - CP Tariff

2016

June

CO-OP Name/EKPC		KW	KWH	Base Mills/KWH	Fuel Charge	Fuel Mills/KWH	Surcharge	Surcharge Mills/KWH	Revenue
Inland Steam	Month	32,859	15,438,257	52.73	-99,955	46.26	139,577	55.30	853,748
	YTD	205,550	103,464,776	51.77	-571,987	46.24	780,539	53.79	5,564,976
Totals	Month	2,236,562	1,064,620,677	60.75	-6,673,180	54.49	10,979,172	64.80	68,986,703
	YTD	13,757,368	6,433,608,278	60.10	-33,383,311	54.92	57,148,335	63.80	410,454,021
Burnside	Month	37	33,188	53.78	-211	47.43	299	56.44	1,873
	YTD	954	423,943	62.79	-2,063	57.92	3,923	67.17	28,478
East Ky Office	Month	801	514,707	57.29	-3,274	50.93	4,978	60.60	31,191
	YTD	5,699	3,399,040	58.21	-18,080	52.89	28,920	61.40	208,704
Smith Contruction	Month	69	47,765	56.38	-304	50.02	454	59.52	2,843
	YTD	507	303,324	58.16	-1,614	52.83	2,576	61.33	18,602
EKPC Subtotals	Month	907	595,660	57.02	-3,789	50.66	5,731	60.28	35,907
	YTD	7,160	4,126,307	58.68	-21,757	53.40	35,419	61.99	255,784
Totals	Month	2,237,469	1,065,216,337	60.75	-6,676,969	54.48	10,984,903	64.80	69,022,610
	YTD	13,764,528	6,437,734,585	60.10	-33,405,068	54.91	57,183,754	63.80	410,709,805

EAST KENTUCKY POWER COOPERATIVE INC.
Wholesale Power Accounting
Green Power Billing Summary

June 2016

CO-OP Name/EKPC		KWH	KWH Charge	Revenue
BIG SANDY RECC	Month	5,800	0.0250	145
	YTD	34,800		842
BLUE GRASS ENERGY	Month	21,000	0.0250	525
	YTD	126,900		3,068
CLARK ENERGY COOP	Month	3,100	0.0250	78
	YTD	18,600		452
CUMBERLAND VALLEY ELECTRIC	Month	2,300	0.0250	58
	YTD	13,800		336
FARMERS RECC	Month	1,400	0.0250	35
	YTD	8,400		202
FLEMING MASON RECC	Month	2,500	0.0250	63
	YTD	14,400		350
GRAYSON RECC	Month	6,500	0.0250	163
	YTD	39,000		942
INTER-COUNTY ECC	Month	5,400	0.0250	135
	YTD	32,600		789
JACKSON ENERGY COOP	Month	8,700	0.0250	218
	YTD	53,800		1,301
LICKING VALLEY RECC	Month	2,600	0.0250	65
	YTD	15,600		378
NOLIN RECC	Month	19,200	0.0250	480
	YTD	116,800		2,824
OWEN EC	Month	171,400	0.0250	4,285
	YTD	1,029,300		24,875
SALT RIVER RECC	Month	46,700	0.0250	1,168
	YTD	280,200		6,772
SHELBY ENERGY COOP	Month	10,700	0.0250	268
	YTD	66,200		1,602

EAST KENTUCKY POWER COOPERATIVE INC.
Wholesale Power Accounting
Green Power Billing Summary

June 2016

CO-OP Name/EKPC		KWH	KWH Charge	Revenue
SOUTH KENTUCKY RECC	Month	18,600	0.0250	465
	YTD	111,600		2,698
EKPC Subtotals	Month	325,900	0.0250	8,151
	YTD	1,962,000		47,431
Totals	Month	325,900	0.0250	8,151
	YTD	1,962,000		47,431

EAST KENTUCKY POWER COOPERATIVE
Wholesale Power Accounting
Direct Load

June 2016

CO-OP Name		KW	DLC Demand Charge	DLC Credit	DLC Demand Surcharge	Total Revenue
BIG SANDY RECC	Month	0	0	-1,566	-297	-1,863
	YTD	0	0	-9,408	-1,508	-10,916
BLUE GRASS ENERGY	Month	0	0	-20,489	-3,891	-24,380
	YTD	0	0	-122,166	-19,574	-141,740
CLARK ENERGY COOP	Month	0	0	-1,605	-305	-1,910
	YTD	0	0	-9,452	-1,517	-10,969
CUMBERLAND VALLEY ELECTRIC	Month	0	0	-2,825	-536	-3,361
	YTD	0	0	-16,876	-2,706	-19,582
FARMERS RECC	Month	0	0	-4,921	-934	-5,855
	YTD	0	0	-29,643	-4,750	-34,393
FLEMING MASON RECC	Month	0	0	-2,540	-482	-3,022
	YTD	0	0	-14,331	-2,294	-16,625
GRAYSON RECC	Month	0	0	-2,001	-380	-2,381
	YTD	0	0	-11,885	-1,906	-13,791
INTER-COUNTY ECC	Month	0	0	-5,671	-1,077	-6,748
	YTD	0	0	-34,573	-5,539	-40,112
JACKSON ENERGY COOP	Month	0	0	-2,050	-389	-2,439
	YTD	0	0	-12,269	-1,967	-14,236
LICKING VALLEY RECC	Month	0	0	-1,353	-257	-1,610

EAST KENTUCKY POWER COOPERATIVE
Wholesale Power Accounting
Direct Load

June 2016

CO-OP Name		KW	DLC Demand Charge	DLC Credit	DLC Demand Surcharge	Total Revenue
NOLIN RECC	YTD	0	0	-8,084	-1,296	-9,380
	Month	0	0	-5,657	-1,074	-6,731
OWEN EC	YTD	0	0	-33,575	-5,386	-38,961
	Month	0	0	-11,076	-2,103	-13,179
SALT RIVER RECC	YTD	0	0	-66,872	-10,728	-77,600
	Month	0	0	-7,007	-1,331	-8,338
SHELBY ENERGY COOP	YTD	0	0	-41,111	-6,600	-47,711
	Month	0	0	-3,676	-698	-4,374
SOUTH KENTUCKY RECC	YTD	0	0	-21,944	-3,519	-25,463
	Month	0	0	-11,223	-2,131	-13,354
TAYLOR COUNTY RECC	YTD	0	0	-66,494	-10,665	-77,159
	Month	0	0	-1,130	-215	-1,345
Totals:	YTD	0	0	-505,131	-80,992	-586,123
	Month	0	0	-84,790	-16,100	-100,890

EAST KENTUCKY POWER COOPERATIVE INC.

Wholesale Power Accounting
CO-OP Totals Billing Summary - CP Tariff

2016

July

CO-OP Name/EKPC		KW	KWH	Base Mills/KWH	Fuel Charge	Fuel Mills/KWH	Surcharge	Surcharge Mills/KWH	Revenue
BIG SANDY RECC	Month	44,764	20,532,025	64.44	-89,929	60.06	241,714	71.84	1,474,948
	YTD	315,028	140,405,954	63.87	-712,431	58.79	1,385,505	68.66	9,640,500
BLUE GRASS ENERGY	Month	263,868	124,608,092	62.25	-545,784	57.87	1,413,113	69.21	8,624,418
	YTD	1,779,117	814,731,617	61.98	-4,189,822	56.84	7,764,544	66.37	54,075,140
CLARK ENERGY COOP	Month	88,782	40,289,718	64.98	-176,467	60.60	478,539	72.48	2,920,069
	YTD	603,518	265,783,594	64.56	-1,353,888	59.47	2,652,611	69.45	18,457,486
CUMBERLAND VALLEY ELECTRIC	Month	81,925	40,737,833	63.45	-178,432	59.07	471,685	70.65	2,878,239
	YTD	604,468	275,834,944	63.63	-1,408,409	58.52	2,704,630	68.33	18,847,396
FARMERS RECC	Month	94,613	50,806,080	61.46	-222,530	57.08	568,445	68.27	3,468,667
	YTD	649,173	318,080,795	61.90	-1,639,312	56.75	3,036,042	66.29	21,086,898
FLEMING MASON RECC	Month	159,851	82,397,684	56.19	-313,818	52.38	810,880	62.22	5,127,114
	YTD	1,138,323	580,936,132	54.13	-2,459,294	49.90	4,632,182	57.87	33,619,808
GRAYSON RECC	Month	52,107	23,316,185	64.63	-102,124	60.25	275,345	72.06	1,680,159
	YTD	337,851	154,924,764	63.55	-792,532	58.43	1,518,015	68.23	10,570,325
INTER-COUNTY ECC	Month	93,092	42,727,473	63.57	-186,792	59.20	495,747	70.80	3,025,076
	YTD	662,193	286,974,885	63.64	-1,457,199	58.56	2,817,099	68.38	19,622,036
JACKSON ENERGY COOP	Month	171,600	81,041,956	63.64	-354,596	59.27	941,381	70.88	5,744,343
	YTD	1,229,561	544,837,592	63.67	-2,769,960	58.58	5,349,538	68.40	37,268,034
LICKING VALLEY RECC	Month	51,089	23,289,111	64.61	-102,006	60.23	274,929	72.04	1,677,637
	YTD	337,002	155,198,122	63.55	-791,144	58.45	1,521,388	68.26	10,593,158
NOLIN RECC	Month	151,565	72,150,645	61.81	-316,017	57.43	811,778	68.68	4,955,451
	YTD	1,033,306	472,367,345	61.47	-2,434,380	56.32	4,463,090	65.77	31,067,251
OWEN EC	Month	403,905	208,928,992	54.44	-913,703	50.07	2,044,778	59.85	12,504,818
	YTD	2,569,368	1,338,051,257	53.53	-7,014,915	48.28	10,804,878	56.36	75,411,473
SALT RIVER RECC	Month	242,554	117,075,939	62.69	-512,792	58.31	1,337,931	69.73	8,164,150
	YTD	1,484,284	704,320,173	62.30	-3,643,864	57.13	6,785,595	66.76	47,023,020
SHELBY ENERGY COOP	Month	93,798	45,989,927	61.56	-201,435	57.18	515,039	68.38	3,144,952
	YTD	612,289	302,166,317	60.93	-1,569,022	55.74	2,819,098	65.07	19,661,009
SOUTH KENTUCKY RECC	Month	237,748	119,056,685	62.45	-521,421	58.07	1,355,166	69.46	8,269,261
	YTD	1,797,755	792,601,231	63.39	-4,044,191	58.28	7,738,911	68.05	53,935,368
TAYLOR COUNTY RECC	Month	105,121	53,788,670	58.41	-197,973	54.72	549,967	64.95	3,493,546
	YTD	734,964	329,665,795	59.66	-1,466,780	55.21	2,961,107	64.20	21,162,991
CO-OP Subtotals	Month	2,336,382	1,146,737,015	60.61	-4,935,819	56.30	12,586,437	67.28	77,152,848
	YTD	15,888,200	7,476,880,517	60.30	-37,747,143	55.25	68,954,233	64.47	482,041,893

EAST KENTUCKY POWER COOPERATIVE INC.

Wholesale Power Accounting
CO-OP Totals Billing Summary - CP Tariff

2016

July

CO-OP Name/EKPC		KW	KWH	Base Mills/KWH	Fuel Charge	Fuel Mills/KWH	Surcharge	Surcharge Mills/KWH	Revenue
Inland Steam	Month	30,879	14,154,873	52.68	-62,990	48.23	137,897	57.97	820,619
	YTD	236,429	117,619,649	51.88	-634,977	46.48	918,436	54.29	6,385,595
Totals	Month	2,367,261	1,160,891,888	60.51	-4,998,809	56.21	12,724,334	67.17	77,973,467
	YTD	16,124,629	7,594,500,166	60.17	-38,382,120	55.11	69,872,669	64.31	488,427,488
Burnside	Month	37	33,968	53.58	-149	49.19	328	58.85	1,999
	YTD	991	457,911	62.10	-2,212	57.27	4,251	66.56	30,477
East Ky Office	Month	716	544,747	55.36	-2,385	50.98	5,442	60.97	33,212
	YTD	6,415	3,943,787	57.82	-20,465	52.63	34,362	61.34	241,916
Smith Construction	Month	72	49,937	56.37	-219	51.99	509	62.18	3,105
	YTD	579	353,261	57.90	-1,833	52.71	3,085	61.45	21,707
EKPC Subtotals	Month	825	628,652	55.34	-2,753	50.96	6,279	60.95	38,316
	YTD	7,985	4,754,959	58.24	-24,510	53.08	41,698	61.85	294,100
Totals	Month	2,368,086	1,161,520,540	60.51	-5,001,562	56.20	12,730,613	67.16	78,011,783
	YTD	16,132,614	7,599,255,125	60.17	-38,406,630	55.11	69,914,367	64.31	488,721,588

EAST KENTUCKY POWER COOPERATIVE INC.
Wholesale Power Accounting
Green Power Billing Summary

July 2016

CO-OP Name/EKPC		KWH	KWH Charge	Revenue
BIG SANDY RECC	Month	5,800	0.0250	145
	YTD	40,600		987
BLUE GRASS ENERGY	Month	20,900	0.0250	523
	YTD	147,800		3,591
CLARK ENERGY COOP	Month	3,100	0.0250	78
	YTD	21,700		530
CUMBERLAND VALLEY ELECTRIC	Month	2,300	0.0250	58
	YTD	16,100		394
FARMERS RECC	Month	1,400	0.0250	35
	YTD	9,800		237
FLEMING MASON RECC	Month	2,500	0.0250	63
	YTD	16,900		413
GRAYSON RECC	Month	6,500	0.0250	163
	YTD	45,500		1,105
INTER-COUNTY ECC	Month	5,400	0.0250	135
	YTD	38,000		924
JACKSON ENERGY COOP	Month	8,400	0.0250	210
	YTD	62,200		1,511
LICKING VALLEY RECC	Month	2,600	0.0250	65
	YTD	18,200		443
NOLIN RECC	Month	19,200	0.0250	480
	YTD	136,000		3,304
OWEN EC	Month	170,900	0.0250	4,273
	YTD	1,200,200		29,148
SALT RIVER RECC	Month	46,700	0.0250	1,168
	YTD	326,900		7,940
SHELBY ENERGY COOP	Month	9,800	0.0250	245
	YTD	76,000		1,847

EAST KENTUCKY POWER COOPERATIVE INC.
Wholesale Power Accounting
Green Power Billing Summary

July 2016

CO-OP Name/EKPC		KWH	KWH Charge	Revenue
SOUTH KENTUCKY RECC	Month	18,600	0.0250	465
	YTD	130,200		3,163
EKPC Subtotals	Month	324,100	0.0250	8,106
	YTD	2,286,100		55,537
Totals	Month	324,100	0.0250	8,106
	YTD	2,286,100		55,537

EAST KENTUCKY POWER COOPERATIVE
Wholesale Power Accounting
Direct Load

July 2016

CO-OP Name		KW	DLC Demand Charge	DLC Credit	DLC Demand Surcharge	Total Revenue
BIG SANDY RECC	Month	0	0	-1,566	-307	-1,873
	YTD	0	0	-10,974	-1,815	-12,789
BLUE GRASS ENERGY	Month	0	0	-20,442	-4,007	-24,449
	YTD	0	0	-142,608	-23,581	-166,189
CLARK ENERGY COOP	Month	0	0	-1,617	-317	-1,934
	YTD	0	0	-11,069	-1,834	-12,903
CUMBERLAND VALLEY ELECTRIC	Month	0	0	-2,830	-555	-3,385
	YTD	0	0	-19,706	-3,261	-22,967
FARMERS RECC	Month	0	0	-4,928	-966	-5,894
	YTD	0	0	-34,571	-5,716	-40,287
FLEMING MASON RECC	Month	0	0	-2,551	-500	-3,051
	YTD	0	0	-16,882	-2,794	-19,676
GRAYSON RECC	Month	0	0	-2,001	-392	-2,393
	YTD	0	0	-13,886	-2,298	-16,184
INTER-COUNTY ECC	Month	0	0	-5,671	-1,112	-6,783
	YTD	0	0	-40,244	-6,651	-46,895
JACKSON ENERGY COOP	Month	0	0	-2,050	-402	-2,452
	YTD	0	0	-14,319	-2,369	-16,688
LICKING VALLEY RECC	Month	0	0	-1,349	-264	-1,613

EAST KENTUCKY POWER COOPERATIVE
Wholesale Power Accounting
Direct Load

July 2016

CO-OP Name		KW	DLC Demand Charge	DLC Credit	DLC Demand Surcharge	Total Revenue
NOLIN RECC	YTD	0	0	-9,433	-1,560	-10,993
	Month	0	0	-5,657	-1,109	-6,766
OWEN EC	YTD	0	0	-39,232	-6,495	-45,727
	Month	0	0	-11,124	-2,180	-13,304
SALT RIVER RECC	YTD	0	0	-77,996	-12,908	-90,904
	Month	0	0	-7,007	-1,373	-8,380
SHELBY ENERGY COOP	YTD	0	0	-48,118	-7,973	-56,091
	Month	0	0	-3,677	-721	-4,398
SOUTH KENTUCKY RECC	YTD	0	0	-25,621	-4,240	-29,861
	Month	0	0	-11,298	-2,214	-13,512
TAYLOR COUNTY RECC	YTD	0	0	-77,792	-12,879	-90,671
	Month	0	0	-1,130	-221	-1,351
Totals:	YTD	0	0	-590,029	-97,632	-687,661
	Month	0	0	-84,898	-16,640	-101,538

EAST KENTUCKY POWER COOPERATIVE INC.
Wholesale Power Accounting
CO-OP Totals Billing Summary - CP Tariff

2016

August

CO-OP Name/EKPC		KW	KWH	Base Mills/KWH	Fuel Charge	Fuel Mills/KWH	Surcharge	Surcharge Mills/KWH	Revenue
BIG SANDY RECC	Month	42,883	21,122,199	63.47	-79,420	59.71	208,097	69.56	1,469,282
	YTD	357,911	161,528,153	63.82	-791,851	58.91	1,593,602	68.78	11,109,782
BLUE GRASS ENERGY	Month	253,577	130,581,532	61.02	-490,983	57.26	1,233,715	66.71	8,710,786
	YTD	2,032,694	945,313,149	61.85	-4,680,805	56.90	8,998,259	66.42	62,785,926
CLARK ENERGY COOP	Month	83,073	41,176,904	63.83	-154,826	60.07	408,118	69.98	2,881,568
	YTD	686,591	306,960,498	64.46	-1,508,714	59.55	3,060,729	69.52	21,339,054
CUMBERLAND VALLEY ELECTRIC	Month	81,190	41,398,758	63.09	-155,660	59.33	405,306	69.13	2,861,700
	YTD	685,658	317,233,702	63.56	-1,564,069	58.63	3,109,936	68.43	21,709,096
FARMERS RECC	Month	95,300	51,291,387	61.39	-192,857	57.63	487,762	67.14	3,443,895
	YTD	744,473	369,372,182	61.83	-1,832,169	56.87	3,523,804	66.41	24,530,793
FLEMING MASON RECC	Month	161,942	88,559,983	55.48	-285,741	52.25	724,311	60.43	5,351,605
	YTD	1,300,265	669,496,115	54.31	-2,745,035	50.21	5,356,493	58.21	38,971,413
GRAYSON RECC	Month	49,051	24,368,761	63.24	-91,624	59.48	239,171	69.30	1,688,693
	YTD	386,902	179,293,525	63.50	-884,156	58.57	1,757,186	68.37	12,259,018
INTER-COUNTY ECC	Month	89,239	43,458,258	62.69	-162,320	58.96	422,758	68.68	2,984,914
	YTD	751,432	330,433,143	63.51	-1,619,519	58.61	3,239,857	68.42	22,606,950
JACKSON ENERGY COOP	Month	164,611	82,235,459	62.90	-309,206	59.14	802,517	68.90	5,666,258
	YTD	1,394,172	627,073,051	63.57	-3,079,166	58.66	6,152,055	68.47	42,934,292
LICKING VALLEY RECC	Month	48,604	24,031,061	63.52	-90,357	59.76	236,948	69.62	1,672,995
	YTD	385,606	179,229,183	63.55	-881,501	58.63	1,758,336	68.44	12,266,153
NOLIN RECC	Month	145,278	73,489,200	60.95	-276,319	57.19	693,478	66.63	4,896,376
	YTD	1,178,584	545,856,545	61.40	-2,710,699	56.44	5,156,568	65.88	35,963,627
OWEN EC	Month	398,014	202,591,314	54.23	-761,744	50.47	1,710,691	58.91	11,935,505
	YTD	2,967,382	1,540,642,571	53.62	-7,776,659	48.57	12,515,569	56.70	87,346,978
SALT RIVER RECC	Month	237,996	119,280,129	62.15	-448,492	58.39	1,149,202	68.03	8,114,053
	YTD	1,722,280	823,600,302	62.28	-4,092,356	57.31	7,934,797	66.95	55,137,073
SHELBY ENERGY COOP	Month	92,548	48,319,922	60.59	-181,685	56.83	453,126	66.21	3,199,354
	YTD	704,837	350,486,239	60.88	-1,750,707	55.89	3,272,224	65.22	22,860,363
SOUTH KENTUCKY RECC	Month	238,510	121,703,357	62.16	-457,604	58.40	1,172,694	68.03	8,279,932
	YTD	2,036,265	914,304,588	63.22	-4,501,795	58.30	8,911,605	68.05	62,215,300
TAYLOR COUNTY RECC	Month	103,708	54,268,928	58.13	-172,715	54.94	468,396	63.57	3,450,079
	YTD	838,672	383,934,723	59.45	-1,639,495	55.17	3,429,503	64.11	24,613,070
CO-OP Subtotals	Month	2,285,524	1,167,877,152	60.03	-4,311,553	56.33	10,816,290	65.60	76,606,995
	YTD	18,173,724	8,644,757,669	60.26	-42,058,696	55.40	79,770,523	64.62	558,648,888

PSC Request 12
Page 20 of 43

EAST KENTUCKY POWER COOPERATIVE INC.
Wholesale Power Accounting
CO-OP Totals Billing Summary - CP Tariff

2016

August

CO-OP Name/EKPC		KW	KWH	Base Mills/KWH	Fuel Charge	Fuel Mills/KWH	Surcharge	Surcharge Mills/KWH	Revenue
Inland Steam	Month	30,808	14,768,123	52.51	-56,583	48.68	122,062	56.95	840,998
	YTD	267,237	132,387,772	51.95	-691,560	46.73	1,040,498	54.59	7,226,593
Totals	Month	2,316,332	1,182,645,275	59.93	-4,368,136	56.24	10,938,352	65.49	77,447,993
	YTD	18,440,961	8,777,145,441	60.14	-42,750,256	55.26	80,811,021	64.47	565,875,481
Burnside	Month	59	32,920	59.17	-124	55.41	301	64.55	2,125
	YTD	1,050	490,831	61.91	-2,336	57.15	4,552	66.42	32,602
East Ky Office	Month	787	555,456	56.18	-2,089	52.42	4,804	61.07	33,921
	YTD	7,202	4,499,243	57.62	-22,554	52.60	39,166	61.31	275,837
Smith Contruction	Month	72	48,535	56.70	-182	52.95	424	61.69	2,994
	YTD	651	401,796	57.76	-2,015	52.74	3,509	61.48	24,701
EKPC Subtotals	Month	918	636,911	56.38	-2,395	52.61	5,529	61.30	39,040
	YTD	8,903	5,391,870	58.02	-26,905	53.03	47,227	61.79	333,140
Totals	Month	2,317,250	1,183,282,186	59.93	-4,370,531	56.24	10,943,881	65.48	77,487,033
	YTD	18,449,864	8,782,537,311	60.13	-42,777,161	55.26	80,858,248	64.47	566,208,621

EAST KENTUCKY POWER COOPERATIVE INC.
Wholesale Power Accounting
Green Power Billing Summary

August 2016

CO-OP Name/EKPC		KWH	KWH Charge	Revenue
BIG SANDY RECC	Month	5,800	0.0250	145
	YTD	46,400		1,132
BLUE GRASS ENERGY	Month	20,700	0.0250	518
	YTD	168,500		4,109
CLARK ENERGY COOP	Month	3,100	0.0250	78
	YTD	24,800		608
CUMBERLAND VALLEY ELECTRIC	Month	2,300	0.0250	58
	YTD	18,400		452
FARMERS RECC	Month	1,400	0.0250	35
	YTD	11,200		272
FLEMING MASON RECC	Month	2,500	0.0250	63
	YTD	19,400		476
GRAYSON RECC	Month	6,500	0.0250	163
	YTD	52,000		1,268
INTER-COUNTY ECC	Month	5,400	0.0250	135
	YTD	43,400		1,059
JACKSON ENERGY COOP	Month	8,300	0.0250	208
	YTD	70,500		1,719
LICKING VALLEY RECC	Month	2,400	0.0250	60
	YTD	20,600		503
NOLIN RECC	Month	19,000	0.0250	475
	YTD	155,000		3,779
OWEN EC	Month	170,800	0.0250	4,270
	YTD	1,371,000		33,418
SALT RIVER RECC	Month	46,700	0.0250	1,168
	YTD	373,600		9,108

EAST KENTUCKY POWER COOPERATIVE INC.
Wholesale Power Accounting
Green Power Billing Summary

August 2016

CO-OP Name/EKPC		KWH	KWH Charge	Revenue
SHELBY ENERGY COOP	Month	11,000	0.0250	275
	YTD	87,000		2,122
SOUTH KENTUCKY RECC	Month	18,600	0.0250	465
	YTD	148,800		3,628
EKPC Subtotals	Month	324,500	0.0250	8,116
	YTD	2,610,600		63,653
Totals	Month	324,500	0.0250	8,116
	YTD	2,610,600		63,653

EAST KENTUCKY POWER COOPERATIVE
Wholesale Power Accounting
Direct Load

August 2016

CO-OP Name		KW	DLC Demand Charge	DLC Credit	DLC Demand Surcharge	Total Revenue
BIG SANDY RECC	Month	0	0	-1,585	-262	-1,847
	YTD	0	0	-12,559	-2,077	-14,636
BLUE GRASS ENERGY	Month	0	0	-20,442	-3,373	-23,815
	YTD	0	0	-163,050	-26,954	-190,004
CLARK ENERGY COOP	Month	0	0	-1,617	-267	-1,884
	YTD	0	0	-12,686	-2,101	-14,787
CUMBERLAND VALLEY ELECTRIC	Month	0	0	-2,833	-467	-3,300
	YTD	0	0	-22,539	-3,728	-26,267
FARMERS RECC	Month	0	0	-4,936	-814	-5,750
	YTD	0	0	-39,507	-6,530	-46,037
FLEMING MASON RECC	Month	0	0	-2,551	-421	-2,972
	YTD	0	0	-19,433	-3,215	-22,648
GRAYSON RECC	Month	0	0	-2,001	-330	-2,331
	YTD	0	0	-15,887	-2,628	-18,515
INTER-COUNTY ECC	Month	0	0	-5,671	-936	-6,607
	YTD	0	0	-45,915	-7,587	-53,502
JACKSON ENERGY COOP	Month	0	0	-2,301	-380	-2,681
	YTD	0	0	-16,620	-2,749	-19,369
LICKING VALLEY RECC	Month	0	0	-1,349	-223	-1,572

EAST KENTUCKY POWER COOPERATIVE
Wholesale Power Accounting
Direct Load

August 2016

CO-OP Name		KW	DLC Demand Charge	DLC Credit	DLC Demand Surcharge	Total Revenue
NOLIN RECC	YTD	0	0	-10,782	-1,783	-12,565
	Month	0	0	-5,642	-931	-6,573
OWEN EC	YTD	0	0	-44,874	-7,426	-52,300
	Month	0	0	-11,124	-1,835	-12,959
SALT RIVER RECC	YTD	0	0	-89,120	-14,743	-103,863
	Month	0	0	-7,007	-1,156	-8,163
SHELBY ENERGY COOP	YTD	0	0	-55,125	-9,129	-64,254
	Month	0	0	-3,677	-607	-4,284
SOUTH KENTUCKY RECC	YTD	0	0	-29,298	-4,847	-34,145
	Month	0	0	-11,335	-1,870	-13,205
TAYLOR COUNTY RECC	YTD	0	0	-89,127	-14,749	-103,876
	Month	0	0	-1,137	-188	-1,325
Totals:	Month	0	0	-85,208	-14,060	-99,268
	YTD	0	0	-675,237	-111,692	-786,929

EAST KENTUCKY POWER COOPERATIVE INC.

Wholesale Power Accounting
CO-OP Totals Billing Summary - CP Tariff

2016

September

CO-OP Name/EKPC		KW	KWH	Base Mills/KWH	Fuel Charge	Fuel Mills/KWH	Surcharge	Surcharge Mills/KWH	Revenue
BIG SANDY RECC	Month	40,106	16,744,290	66.02	-64,131	62.19	148,816	71.08	1,190,204
	YTD	398,017	178,272,443	64.02	-855,982	59.22	1,742,418	69.00	12,299,986
BLUE GRASS ENERGY	Month	247,192	108,078,663	63.24	-413,939	59.41	917,603	67.90	7,338,893
	YTD	2,279,886	1,053,391,812	61.99	-5,094,744	57.16	9,915,862	66.57	70,124,819
CLARK ENERGY COOP	Month	79,466	33,252,779	66.50	-127,358	62.67	297,804	71.63	2,381,818
	YTD	766,057	340,213,277	64.66	-1,636,072	59.85	3,358,533	69.72	23,720,872
CUMBERLAND VALLEY ELECTRIC	Month	78,189	33,826,487	65.52	-129,553	61.69	298,199	70.51	2,384,981
	YTD	763,847	351,060,189	63.75	-1,693,622	58.92	3,408,135	68.63	24,094,077
FARMERS RECC	Month	88,507	42,442,836	62.96	-162,555	59.13	358,620	67.58	2,868,210
	YTD	832,980	411,815,018	61.95	-1,994,724	57.10	3,882,424	66.53	27,399,003
FLEMING MASON RECC	Month	160,090	78,611,917	55.94	-260,655	52.62	568,061	59.85	4,704,899
	YTD	1,460,355	748,108,032	54.48	-3,005,690	50.46	5,924,554	58.38	43,676,312
GRAYSON RECC	Month	47,042	19,463,818	66.02	-74,546	62.19	172,964	71.07	1,383,358
	YTD	433,944	198,757,343	63.75	-958,702	58.93	1,930,150	68.64	13,642,376
INTER-COUNTY ECC	Month	86,321	35,859,365	65.22	-137,130	61.39	314,598	70.17	2,516,134
	YTD	837,753	366,292,508	63.68	-1,756,649	58.88	3,554,455	68.59	25,123,084
JACKSON ENERGY COOP	Month	156,912	67,397,376	65.13	-258,053	61.30	590,370	70.06	4,721,731
	YTD	1,551,084	694,470,427	63.72	-3,337,219	58.91	6,742,425	68.62	47,656,023
LICKING VALLEY RECC	Month	45,902	19,144,580	66.11	-73,324	62.28	170,389	71.18	1,362,766
	YTD	431,508	198,373,763	63.79	-954,825	58.98	1,928,725	68.70	13,628,919
NOLIN RECC	Month	141,476	63,536,467	62.32	-243,345	58.49	531,038	66.85	4,247,197
	YTD	1,320,060	609,393,012	61.50	-2,954,044	56.65	5,687,606	65.99	40,210,824
OWEN EC	Month	395,145	172,796,170	55.89	-660,109	52.07	1,291,787	59.54	10,288,446
	YTD	3,362,527	1,713,438,741	53.85	-8,436,768	48.92	13,807,356	56.98	97,635,424
SALT RIVER RECC	Month	231,470	100,235,713	64.16	-383,901	60.33	864,167	68.95	6,911,528
	YTD	1,953,750	923,836,015	62.49	-4,476,257	57.64	8,798,964	67.16	62,048,601
SHELBY ENERGY COOP	Month	88,937	41,594,283	62.02	-159,308	58.19	345,889	66.51	2,766,384
	YTD	793,774	392,080,522	61.00	-1,910,015	56.13	3,618,113	65.36	25,626,747
SOUTH KENTUCKY RECC	Month	230,146	101,270,515	64.28	-387,867	60.45	874,857	69.09	6,997,007
	YTD	2,266,411	1,015,575,103	63.33	-4,889,662	58.51	9,786,462	68.15	69,212,307
TAYLOR COUNTY RECC	Month	101,210	46,419,635	58.73	-144,493	55.62	350,472	63.17	2,932,230
	YTD	939,882	430,354,358	59.37	-1,783,988	55.22	3,779,975	64.01	27,545,300
CO-OP Subtotals	Month	2,218,111	980,674,894	61.77	-3,680,267	58.02	8,095,634	66.28	64,995,786
	YTD	20,391,835	9,625,432,563	60.41	-45,738,963	55.66	87,866,157	64.79	623,644,674

EAST KENTUCKY POWER COOPERATIVE INC.

Wholesale Power Accounting
CO-OP Totals Billing Summary - CP Tariff

2016

September

CO-OP Name/EKPC		KW	KWH	Base Mills/KWH	Fuel Charge	Fuel Mills/KWH	Surcharge	Surcharge Mills/KWH	Revenue
Inland Steam	Month	30,702	15,844,463	52.15	-62,019	48.23	112,185	55.31	876,410
	YTD	297,939	148,232,235	51.97	-753,579	46.89	1,152,683	54.66	8,103,003
Totals	Month	2,248,813	996,519,357	61.62	-3,742,286	57.87	8,207,819	66.10	65,872,196
	YTD	20,689,774	9,773,664,798	60.29	-46,492,542	55.53	89,018,840	64.64	631,747,677
Burnside	Month	39	31,148	54.87	-119	51.05	227	58.33	1,817
	YTD	1,089	521,979	61.49	-2,455	56.78	4,779	65.94	34,419
East Ky Office	Month	815	509,045	57.65	-1,950	53.82	3,916	61.51	31,313
	YTD	8,017	5,008,288	57.62	-24,504	52.73	43,082	61.33	307,150
Smith Construction	Month	12	45,227	46.99	-173	43.16	279	49.33	2,231
	YTD	663	447,023	56.67	-2,188	51.77	3,788	60.25	26,932
EKPC Subtotals	Month	866	585,420	56.68	-2,242	52.85	4,422	60.40	35,361
	YTD	9,769	5,977,290	57.89	-29,147	53.01	51,649	61.65	368,501
Totals	Month	2,249,679	997,104,777	61.62	-3,744,528	57.86	8,212,241	66.10	65,907,557
	YTD	20,699,543	9,779,642,088	60.29	-46,521,689	55.53	89,070,489	64.64	632,116,178

EAST KENTUCKY POWER COOPERATIVE INC.
Wholesale Power Accounting
Green Power Billing Summary

September 2016

CO-OP Name/EKPC		KWH	KWH Charge	Revenue
BIG SANDY RECC	Month	5,800	0.0250	145
	YTD	52,200		1,277
BLUE GRASS ENERGY	Month	20,600	0.0250	515
	YTD	189,100		4,624
CLARK ENERGY COOP	Month	3,100	0.0250	78
	YTD	27,900		686
CUMBERLAND VALLEY ELECTRIC	Month	2,300	0.0250	58
	YTD	20,700		510
FARMERS RECC	Month	1,400	0.0250	35
	YTD	12,600		307
FLEMING MASON RECC	Month	2,500	0.0250	63
	YTD	21,900		539
GRAYSON RECC	Month	6,500	0.0250	163
	YTD	58,500		1,431
INTER-COUNTY ECC	Month	5,400	0.0250	135
	YTD	48,800		1,194
JACKSON ENERGY COOP	Month	8,100	0.0250	203
	YTD	78,600		1,922
LICKING VALLEY RECC	Month	2,400	0.0250	60
	YTD	23,000		563
NOLIN RECC	Month	19,200	0.0250	480
	YTD	174,200		4,259
OWEN EC	Month	170,400	0.0250	4,260
	YTD	1,541,400		37,678

EAST KENTUCKY POWER COOPERATIVE INC.
Wholesale Power Accounting
Green Power Billing Summary

September 2016

CO-OP Name/EKPC		KWH	KWH Charge	Revenue
SALT RIVER RECC	Month	46,700	0.0250	1,168
	YTD	420,300		10,276
SHELBY ENERGY COOP	Month	10,800	0.0250	270
	YTD	97,800		2,392
SOUTH KENTUCKY RECC	Month	18,600	0.0250	465
	YTD	167,400		4,093
EKPC Subtotals	Month	323,800	0.0250	8,098
	YTD	2,934,400		71,751
Totals	Month	323,800	0.0250	8,098
	YTD	2,934,400		71,751

EAST KENTUCKY POWER COOPERATIVE
Wholesale Power Accounting
Direct Load

September 2016

CO-OP Name		KW	DLC Demand Charge	DLC Credit	DLC Demand Surcharge	Total Revenue
BIG SANDY RECC						
	Month	0	0	-1,585	-226	-1,811
	YTD	0	0	-14,144	-2,303	-16,447
BLUE GRASS ENERGY						
	Month	0	0	-21,191	-3,028	-24,219
	YTD	0	0	-184,241	-29,982	-214,223
CLARK ENERGY COOP						
	Month	0	0	-1,628	-233	-1,861
	YTD	0	0	-14,314	-2,334	-16,648
CUMBERLAND VALLEY ELECTRIC						
	Month	0	0	-2,841	-406	-3,247
	YTD	0	0	-25,380	-4,134	-29,514
FARMERS RECC						
	Month	0	0	-4,970	-710	-5,680
	YTD	0	0	-44,477	-7,240	-51,717
FLEMING MASON RECC						
	Month	0	0	-2,614	-374	-2,988
	YTD	0	0	-22,047	-3,589	-25,636
GRAYSON RECC						
	Month	0	0	-2,001	-286	-2,287
	YTD	0	0	-17,888	-2,914	-20,802
INTER-COUNTY ECC						
	Month	0	0	-5,671	-810	-6,481
	YTD	0	0	-51,586	-8,397	-59,983
JACKSON ENERGY COOP						
	Month	0	0	-2,304	-329	-2,633
	YTD	0	0	-18,924	-3,078	-22,002
LICKING VALLEY RECC						
	Month	0	0	-1,349	-193	-1,542

EAST KENTUCKY POWER COOPERATIVE
Wholesale Power Accounting
Direct Load

September 2016

CO-OP Name		KW	DLC Demand Charge	DLC Credit	DLC Demand Surcharge	Total Revenue
NOLIN RECC	YTD	0	0	-12,131	-1,976	-14,107
	Month	0	0	0	0	0
OWEN EC	YTD	0	0	-44,874	-7,426	-52,300
	Month	0	0	-11,127	-1,590	-12,717
SALT RIVER RECC	YTD	0	0	-100,247	-16,333	-116,580
	Month	0	0	-7,029	-1,004	-8,033
SHELBY ENERGY COOP	YTD	0	0	-62,154	-10,133	-72,287
	Month	0	0	-3,677	-525	-4,202
SOUTH KENTUCKY RECC	YTD	0	0	-32,975	-5,372	-38,347
	Month	0	0	-11,361	-1,623	-12,984
TAYLOR COUNTY RECC	YTD	0	0	-100,488	-16,372	-116,860
	Month	0	0	-1,137	-162	-1,299
Totals:	Month	0	0	-80,485	-11,499	-91,984
	YTD	0	0	-755,722	-123,191	-878,913

EAST KENTUCKY POWER COOPERATIVE INC.

Wholesale Power Accounting
CO-OP Totals Billing Summary - CP Tariff

2016

October

CO-OP Name/EKPC		KW	KWH	Base Mills/KWH	Fuel Charge	Fuel Mills/KWH	Surcharge	Surcharge Mills/KWH	Revenue
BIG SANDY RECC	Month	27,517	14,234,779	62.16	-64,767	57.61	121,031	66.11	941,027
	YTD	425,534	192,507,222	63.88	-920,749	59.10	1,863,449	68.78	13,241,013
BLUE GRASS ENERGY	Month	191,185	91,524,624	61.00	-416,438	56.45	762,610	64.78	5,929,359
	YTD	2,471,071	1,144,916,436	61.91	-5,511,182	57.10	10,678,472	66.43	76,054,178
CLARK ENERGY COOP	Month	59,321	27,340,701	64.31	-124,399	59.76	241,174	68.58	1,875,143
	YTD	825,378	367,553,978	64.63	-1,760,471	59.85	3,599,707	69.64	25,596,015
CUMBERLAND VALLEY ELECTRIC	Month	58,862	29,423,346	62.55	-133,877	58.00	251,890	66.56	1,958,461
	YTD	822,709	380,483,535	63.66	-1,827,499	58.85	3,660,025	68.47	26,052,538
FARMERS RECC	Month	71,281	35,803,815	61.39	-162,908	56.84	300,367	65.23	2,335,378
	YTD	904,261	447,618,833	61.90	-2,157,632	57.08	4,182,791	66.43	29,734,381
FLEMING MASON RECC	Month	138,246	76,336,493	53.25	-297,323	49.35	533,705	56.34	4,300,948
	YTD	1,598,601	824,444,525	54.37	-3,303,013	50.36	6,458,259	58.19	47,977,260
GRAYSON RECC	Month	33,779	16,627,427	62.79	-75,655	58.24	142,942	66.84	1,111,384
	YTD	467,723	215,384,770	63.68	-1,034,357	58.87	2,073,092	68.50	14,753,760
INTER-COUNTY ECC	Month	66,357	29,763,650	63.15	-135,035	58.61	257,476	67.26	2,001,895
	YTD	904,110	396,056,158	63.64	-1,891,684	58.86	3,811,931	68.49	27,124,979
JACKSON ENERGY COOP	Month	118,499	56,987,490	62.64	-259,294	58.09	488,616	66.66	3,799,047
	YTD	1,669,583	751,457,917	63.64	-3,596,513	58.85	7,231,041	68.47	51,455,070
LICKING VALLEY RECC	Month	32,016	16,384,746	62.36	-74,552	57.81	139,802	66.34	1,086,983
	YTD	463,524	214,758,509	63.68	-1,029,377	58.89	2,068,527	68.52	14,715,902
NOLIN RECC	Month	114,289	54,338,861	60.41	-247,240	55.86	448,049	64.11	3,483,597
	YTD	1,434,349	663,731,873	61.41	-3,201,284	56.59	6,135,655	65.83	43,694,421
OWEN EC	Month	322,686	160,429,834	52.62	-729,956	48.07	1,145,252	55.21	8,856,728
	YTD	3,685,213	1,873,868,575	53.74	-9,166,724	48.85	14,952,608	56.83	106,492,152
SALT RIVER RECC	Month	182,212	81,239,948	62.81	-369,238	58.26	698,652	66.86	5,432,060
	YTD	2,135,962	1,005,075,963	62.51	-4,845,495	57.69	9,497,616	67.14	67,480,661
SHELBY ENERGY COOP	Month	69,561	36,307,380	59.98	-165,201	55.43	297,057	63.61	2,309,637
	YTD	863,335	428,387,902	60.92	-2,075,216	56.07	3,915,170	65.21	27,936,384
SOUTH KENTUCKY RECC	Month	182,526	84,808,691	62.64	-385,883	58.09	727,203	66.67	5,654,071
	YTD	2,448,937	1,100,383,794	63.28	-5,275,545	58.48	10,513,665	68.04	74,866,378
TAYLOR COUNTY RECC	Month	81,095	35,873,854	59.22	-141,017	55.29	282,989	63.17	2,266,281
	YTD	1,020,977	466,228,212	59.36	-1,925,005	55.23	4,062,964	63.94	29,811,581
CO-OP Subtotals	Month	1,749,432	847,425,639	59.34	-3,782,783	54.88	6,838,815	62.95	53,341,999
	YTD	22,141,267	10,472,858,202	60.33	-49,521,746	55.60	94,704,972	64.64	676,986,673

EAST KENTUCKY POWER COOPERATIVE INC.

Wholesale Power Accounting
CO-OP Totals Billing Summary - CP Tariff

2016

October

CO-OP Name/EKPC		KW	KWH	Base Mills/KWH	Fuel Charge	Fuel Mills/KWH	Surcharge	Surcharge Mills/KWH	Revenue
International Paper Steam	Month	30,585	18,045,997	51.39	-84,244	46.72	127,525	53.79	970,682
	YTD	328,524	166,278,232	51.91	-837,823	46.87	1,280,208	54.57	9,073,685
Totals	Month	1,780,017	865,471,636	59.17	-3,867,027	54.71	6,966,340	62.76	54,312,681
	YTD	22,469,791	10,639,136,434	60.20	-50,359,569	55.46	95,985,180	64.48	686,060,358
Burnside	Month	35	33,407	53.19	-152	48.64	240	55.83	1,865
	YTD	1,124	555,386	60.99	-2,607	56.29	5,019	65.33	36,284
East Ky Office	Month	768	503,247	56.99	-2,289	52.44	3,896	60.19	30,288
	YTD	8,785	5,511,535	57.56	-26,793	52.70	46,978	61.22	337,438
Smith Environmental Office	Month	69	46,294	56.68	-211	52.12	356	59.81	2,769
	YTD	732	493,317	56.67	-2,399	51.81	4,144	60.21	29,701
Dale Station	Month	147	104,953	55.99	-478	51.43	797	59.03	6,195
	YTD	147	104,953	55.99	-478	51.43	797	59.03	6,195
EKPC Subtotals	Month	1,019	687,901	56.63	-3,130	52.08	5,289	59.77	41,117
	YTD	10,788	6,665,191	57.76	-32,277	52.91	56,938	61.46	409,618
Totals	Month	1,781,036	866,159,537	59.17	-3,870,157	54.70	6,971,629	62.75	54,353,798
	YTD	22,480,579	10,645,801,625	60.19	-50,391,846	55.46	96,042,118	64.48	686,469,976

EAST KENTUCKY POWER COOPERATIVE INC.
Wholesale Power Accounting
Green Power Billing Summary

October 2016

CO-OP Name/EKPC		KWH	KWH Charge	Revenue
BIG SANDY RECC	Month	3,100	0.0250	78
	YTD	55,300		1,355
BLUE GRASS ENERGY	Month	20,200	0.0250	505
	YTD	209,300		5,129
CLARK ENERGY COOP	Month	3,100	0.0250	78
	YTD	31,000		764
CUMBERLAND VALLEY ELECTRIC	Month	1,400	0.0250	35
	YTD	22,100		545
FARMERS RECC	Month	1,400	0.0250	35
	YTD	14,000		342
FLEMING MASON RECC	Month	2,000	0.0250	50
	YTD	23,900		589
GRAYSON RECC	Month	5,200	0.0250	130
	YTD	63,700		1,561
INTER-COUNTY ECC	Month	5,400	0.0250	135
	YTD	54,200		1,329
JACKSON ENERGY COOP	Month	7,900	0.0250	198
	YTD	86,500		2,120
LICKING VALLEY RECC	Month	2,300	0.0250	58
	YTD	25,300		621
NOLIN RECC	Month	19,200	0.0250	480
	YTD	193,400		4,739
OWEN EC	Month	170,200	0.0250	4,255
	YTD	1,711,600		41,933

EAST KENTUCKY POWER COOPERATIVE INC.
Wholesale Power Accounting
Green Power Billing Summary

October 2016

CO-OP Name/EKPC		KWH	KWH Charge	Revenue
SALT RIVER RECC	Month	46,700	0.0250	1,168
	YTD	467,000		11,444
SHELBY ENERGY COOP	Month	10,600	0.0250	265
	YTD	108,400		2,657
SOUTH KENTUCKY RECC	Month	16,700	0.0250	418
	YTD	184,100		4,511
EKPC Subtotals	Month	315,400	0.0250	7,888
	YTD	3,249,800		79,639
Totals	Month	315,400	0.0250	7,888
	YTD	3,249,800		79,639

EAST KENTUCKY POWER COOPERATIVE
Wholesale Power Accounting
Direct Load

October 2016

CO-OP Name		KW	DLC Demand Charge	DLC Credit	DLC Demand Surcharge	Total Revenue
BIG SANDY RECC						
	Month	0	0	-1,585	-234	-1,819
	YTD	0	0	-15,729	-2,537	-18,266
BLUE GRASS ENERGY						
	Month	0	0	-21,191	-3,128	-24,319
	YTD	0	0	-205,432	-33,110	-238,542
CLARK ENERGY COOP						
	Month	0	0	-1,628	-240	-1,868
	YTD	0	0	-15,942	-2,574	-18,516
CUMBERLAND VALLEY ELECTRIC						
	Month	0	0	-2,840	-419	-3,259
	YTD	0	0	-28,220	-4,553	-32,773
FARMERS RECC						
	Month	0	0	-5,043	-744	-5,787
	YTD	0	0	-49,520	-7,984	-57,504
FLEMING MASON RECC						
	Month	0	0	-2,648	-391	-3,039
	YTD	0	0	-24,695	-3,980	-28,675
GRAYSON RECC						
	Month	0	0	-2,019	-298	-2,317
	YTD	0	0	-19,907	-3,212	-23,119
INTER-COUNTY ECC						
	Month	0	0	-5,671	-837	-6,508
	YTD	0	0	-57,257	-9,234	-66,491
JACKSON ENERGY COOP						
	Month	0	0	-2,300	-339	-2,639
	YTD	0	0	-21,224	-3,417	-24,641
LICKING VALLEY RECC						
	Month	0	0	-1,349	-199	-1,548

EAST KENTUCKY POWER COOPERATIVE
Wholesale Power Accounting
Direct Load

October 2016

CO-OP Name		KW	DLC Demand Charge	DLC Credit	DLC Demand Surcharge	Total Revenue
NOLIN RECC	YTD	0	0	-13,480	-2,175	-15,655
	Month	0	0	0	0	0
OWEN EC	YTD	0	0	-44,874	-7,426	-52,300
	Month	0	0	-11,179	-1,650	-12,829
SALT RIVER RECC	YTD	0	0	-111,426	-17,983	-129,409
	Month	0	0	-7,167	-1,058	-8,225
SHELBY ENERGY COOP	YTD	0	0	-69,321	-11,191	-80,512
	Month	0	0	-3,705	-547	-4,252
SOUTH KENTUCKY RECC	YTD	0	0	-36,680	-5,919	-42,599
	Month	0	0	-11,381	-1,680	-13,061
TAYLOR COUNTY RECC	YTD	0	0	-111,869	-18,052	-129,921
	Month	0	0	-1,137	-168	-1,305
Totals:	Month	0	0	-80,843	-11,932	-92,775
	YTD	0	0	-836,565	-135,123	-971,688



Company EAST KENTUCKY POWER COOPERATIVE, INC.
POWER TRANSACTION SCHEDULE

Month Ended MAY 2016

Billing Components

<u>Company Sales</u>	<u>Type of Transaction</u>	<u>Capacity</u>	<u>KWH</u>	<u>Demand (\$)</u>	<u>Fuel Charges (\$)</u>	<u>Margin(+) or Loss (-)</u>	<u>Total Charges (\$)</u>
LG&E	Non-Displacement		99,000		2,757		2,699
PJM	Non-Displacement		19,755,000		468,108	54,394	522,502
PJM	Capacity	12,636		566,133	-	566,133	-
TOTAL		<u>12,636</u>	<u>19,854,000</u>	<u>566,133</u>	<u>470,865</u>	<u>620,527</u>	<u>525,201</u>



Company EAST KENTUCKY POWER COOPERATIVE, INC.
POWER TRANSACTION SCHEDULE

Month Ended JUNE 2016

Billing Components

<u>Company Sales</u>	<u>Type of Transaction</u>	<u>Capacity</u>	<u>KWH</u>	<u>Demand (\$)</u>	<u>Fuel Charges (\$)</u>	<u>Margin(+) or Loss (-)</u>	<u>Total Charges (\$)</u>
PJM	Non-Displacement		25,012,000		594,664	6,310	600,974
PJM	Capacity	17,240		3,226,898	-	3,226,898	-
TOTAL		<u>17,240</u>	<u>25,012,000</u>	<u>3,226,898</u>	<u>594,664</u>	<u>3,233,208</u>	<u>600,974</u>



Company EAST KENTUCKY POWER COOPERATIVE, INC.
POWER TRANSACTION SCHEDULE

Month Ended JULY 2016

Billing Components

<u>Company Sales</u>	<u>Type of Transaction</u>	<u>Capacity</u>	<u>KWH</u>	<u>Demand (\$)</u>	<u>Fuel Charges (\$)</u>	<u>Margin(+) or Loss (-)</u>	<u>Total Charges (\$)</u>
LG&E	Non-Displacement		547,000		18,050	(443)	17,607
PJM	Non-Displacement		49,333,000		1,359,291	2,336	1,361,627
PJM	Capacity	17,815		3,324,937	-	3,324,937	-
TOTAL		<u>17,815</u>	<u>49,880,000</u>	<u>3,324,937</u>	<u>1,377,341</u>	<u>3,326,830</u>	<u>1,379,234</u>



Company EAST KENTUCKY POWER COOPERATIVE, INC.
POWER TRANSACTION SCHEDULE

Month Ended AUGUST 2016

Billing Components

<u>Company Sales</u>	<u>Type of Transaction</u>	<u>Capacity</u>	<u>KWH</u>	<u>Demand (\$)</u>	<u>Fuel Charges (\$)</u>	<u>Margin(+) or Loss (-)</u>	<u>Total Charges (\$)</u>
PJM	Non-Displacement Capacity	17,815	24,221,000	3,339,284	650,155	(77,999)	572,156
PJM					-	3,339,284	-
TOTAL		<u>17,815</u>	<u>24,221,000</u>	<u>3,339,284</u>	<u>650,155</u>	<u>3,261,285</u>	<u>572,156</u>



Company EAST KENTUCKY POWER COOPERATIVE, INC.
POWER TRANSACTION SCHEDULE

Month Ended SEPTEMBER 2016

Billing Components

<u>Company Sales</u>	<u>Type of Transaction</u>	<u>Capacity</u>	<u>KWH</u>	<u>Demand (\$)</u>	<u>Fuel Charges (\$)</u>	<u>Margin(+) or Loss (-)</u>	<u>Total Charges (\$)</u>
PJM	Non-Displacement		14,668,000		343,438	128,769	472,207
PJM	Capacity	17,240		3,204,654	-	3,204,654	-
TOTAL		<u>17,240</u>	<u>14,668,000</u>	<u>3,204,654</u>	<u>343,438</u>	<u>3,333,423</u>	<u>472,207</u>



Company EAST KENTUCKY POWER COOPERATIVE, INC.
POWER TRANSACTION SCHEDULE

Month Ended OCTOBER 2016

Billing Components

<u>Company Sales</u>	<u>Type of Transaction</u>	<u>Capacity</u>	<u>KWH</u>	<u>Demand (\$)</u>	<u>Fuel Charges (\$)</u>	<u>Margin(+) or Loss (-)</u>	<u>Total Charges (\$)</u>
LG&E	Non-Displacement		51,000		1,754	(42)	1,712
PJM	Non-Displacement		4,827,000		120,716	(7,649)	113,067
PJM	Capacity	17,815		3,308,613	-	3,308,613	-
TOTAL		<u>17,815</u>	<u>4,878,000</u>	<u>3,308,613</u>	<u>122,470</u>	<u>3,300,922</u>	<u>114,779</u>

EAST KENTUCKY POWER COOPERATIVE, INC.
PSC CASE NO. 2017-00002
FUEL ADJUSTMENT CLAUSE
RESPONSE TO INFORMATION REQUEST

COMMISSION STAFF'S INFORMATION REQUEST DATED 02/06/17
REQUEST 13

RESPONSIBLE PARTY: Isaac S. Scott

Request 13. a. Provide a schedule of the calculation of the 12-month average line loss by month for November 2014 through October 2016.

b. Describe the actions that East Kentucky has taken to reduce line loss during this period.

Response 13a-b. a. Please see the table on Page 2 of this response for the average line loss calculations.

b. East Kentucky constructed approximately 6.5 miles of new 69 kV line and rebuilt approximately 16.5 miles of 69 kV line within various portions of its transmission system. Also, capacitor banks continued to be added to the East Kentucky Owner-Member distribution systems to correct lagging power factors. The addition of capacitor banks is part of East Kentucky's power factor correction program, which is a joint effort between East Kentucky and its Owner-Members. East Kentucky provides the equipment at its expense and the

Owner-Members install the equipment at their expense. Both East Kentucky and the Owner-Members identify the areas of the system to improve, so correction is initiated from both sides. These actions have served to stabilize line losses on the East Kentucky transmission system.

12 Months Ending	12-Month Total Member Sales Plus Off-System Sales (MWh)	12-Month Line Loss (MWh)	12-Month Line Losses as a Percentage of Total Sales
November 2014	1,148,916	30,104	2.62%
December 2014	1,141,209	28,904	2.53%
January 2015	1,123,116	27,354	2.44%
February 2015	1,129,488	27,671	2.45%
March 2015	1,116,566	27,196	2.44%
April 2015	1,113,671	27,563	2.47%
May 2015	1,112,190	27,896	2.51%
June 2015	1,110,548	27,546	2.48%
July 2015	1,116,093	27,496	2.46%
August 2015	1,112,929	27,146	2.44%
September 2015	1,114,914	26,721	2.40%
October 2015	1,110,819	26,854	2.42%
November 2015	1,094,615	26,579	2.43%
December 2015	1,079,771	26,575	2.46%
January 2016	1,079,459	26,767	2.48%
February 2016	1,063,364	26,125	2.46%
March 2016	1,051,227	25,958	2.47%
April 2016	1,054,316	25,567	2.42%
May 2016	1,050,748	25,133	2.39%
June 2016	1,056,140	25,625	2.43%
July 2016	1,059,601	25,779	2.43%
August 2016	1,071,865	26,446	2.47%
September 2016	1,077,490	26,996	2.51%
October 2016	1,077,336	26,779	2.49%

EAST KENTUCKY POWER COOPERATIVE, INC.

PSC CASE NO. 2017-00002

FUEL ADJUSTMENT CLAUSE

RESPONSE TO INFORMATION REQUEST

COMMISSION STAFF'S INFORMATION REQUEST DATED 02/06/17

REQUEST 14

RESPONSIBLE PARTY: Craig A. Johnson

Request 14. List East Kentucky's scheduled, actual, and forced outages between May 1, 2016 and October 31, 2016.

Response 14. Please see pages 2 through 57 of this response.

Production Management Reporting System



East Kentucky Power

Appendix B

From: May 1, 2016 thru October 31, 2016

**ITEM NO. 14
Page 2 of 57**

Cooper Power Station

Unit 001

Date	Time Off/On	Available MW	Forced or Scheduled	Status	Actual		Cause or Reason
					Hours	Minutes	
05/01/2016	0000	0.0	Scheduled	Maintenance	663	44	SPRING PLANNED OUTAGE.
05/28/2016	1549	0.0	Scheduled	Maintenance	3	26	UNIT TESTING.
07/09/2016	1536	0.0	Forced	Maintenance	35	54	EVALUATE ELEVATED PARTICULATE EMISSION.

Production Management Reporting System



East Kentucky Power

Appendix B

From: May 1, 2016 thru October 31, 2016

**ITEM NO. 14
Page 3 of 57**

Cooper Power Station

Unit 002

Date	Time Off/On	Available MW	Forced or Scheduled	Status	Actual		Cause or Reason
					Hours	Minutes	
05/01/2016	0000	0.0	Scheduled	Maintenance	145	52	SPRING PLANNED OUTAGE.
07/09/2016	0656	0.0	Forced	Maintenance	44	34	4160-VOLT BUS SUPPLY BREAKER.
07/11/2016	1807	0.0	Forced	Failed Start	0	49	HIGH DRUM LEVEL CONDITION.
08/15/2016	0032	0.0	Forced	Maintenance	33	43	LOW LUBE OIL IN PA FAN.
10/17/2016	1300	0.0	Forced	Maintenance	3	19	TUBE LEAK.

Production Management Reporting System



East Kentucky Power

Appendix B

From: May 1, 2016 thru October 31, 2016

**ITEM NO. 14
Page 4 of 57**

Spurlock Power Station

Unit 001

Date	Time Off/On	Available MW	Forced or Scheduled	Status	Actual		Cause or Reason
					Hours	Minutes	
05/07/2016	0156	0.0	Scheduled	Maintenance	113	4	BOILER INSPECTION AND AIR HEATER WASH.
05/12/2016	0935	0.0	Forced	Failed Start	7	20	480 - VOLT CONDUCTORS AND BUSES.
06/25/2016	0235	0.0	Scheduled	Maintenance	14	7	AIR SUPPLY DUCT EXPANSION JOINT.
09/24/2016	0228	0.0	Scheduled	Maintenance	165	32	BOILER INSPECTION - FALL OUTAGE.
10/01/2016	0000	0.0	Scheduled	Maintenance	320	15	BOILER INSPECTION - FALL OUTAGE.

Production Management Reporting System



East Kentucky Power

Appendix B

From: May 1, 2016 thru October 31, 2016

**ITEM NO. 14
Page 5 of 57**

Spurlock Power Station

Unit 002

Date	Time Off/On	Available MW	Forced or Scheduled	Status	Actual		Cause or Reason
					Hours	Minutes	
05/15/2016	0118	0.0	Scheduled	Maintenance	88	22	BOILER INSPECTIONS - SPRING OUTAGE.
05/24/2016	1309	0.0	Forced	Maintenance	2	31	BOILER INSTRUMENTATION AND CONTROL PROBLEMS - TUNING ERROR.
06/16/2016	1953	0.0	Forced	Maintenance	52	6	ASH DISPOSAL ISSUES - SOOTBLOWER LANCE STUCK IN BOTTOM ASH HOPPER.
08/07/2016	0029	0.0	Scheduled	Maintenance	89	24	AIR HEATER FOULING (REGENERATIVE).
08/12/2016	0721	0.0	Forced	Maintenance	1	27	ABSORBER DUCT DOOR OPEN.
09/11/2016	0038	0.0	Scheduled	Maintenance	83	12	AIR HEATER FOULING (REGENERATIVE).
09/15/2016	0439	0.0	Forced	Maintenance	2	26	OTHER OIL AND GAS FUEL SUPPLY PROBLEMS - OIL GUNS.
09/26/2016	1715	0.0	Forced	Maintenance	18	5	OTHER BOILER TUBE LEAKS - SUPERHEATER VENT LINE LEAK.
10/18/2016	1330	0.0	Forced	Maintenance	1	47	AIR HEATER FOULING (REGENERATIVE).
10/21/2016	2359	0.0	Scheduled	Maintenance	0	1	BOILER INSPECTION - FALL OUTAGE.
10/22/2016	0000	0.0	Scheduled	Maintenance	240	0	BOILER INSPECTION - FALL OUTAGE.

Production Management Reporting System



East Kentucky Power

Appendix B

From: May 1, 2016 thru October 31, 2016

**ITEM NO. 14
Page 6 of 57**

Spurlock Power Station

Unit 003

Date	Time Off/On	Available MW	Forced or Scheduled	Status	Actual		Cause or Reason
					Hours	Minutes	
05/01/2016	0000	0.0	Scheduled	Maintenance	471	15	BOILER INSPECTION - SPRING OUTAGE.
06/26/2016	0005	0.0	Forced	Maintenance	10	43	A CYCLONE CHUGGING, ALONG WITH LOW OVERALL DP.
07/03/2016	1415	0.0	Scheduled	Maintenance	60	15	OTHER BED SOLIDS RECIRCULATION PROBLEMS - 3A CYCLONE PLUGGING.
07/10/2016	0716	0.0	Forced	Maintenance	15	12	AUTOMATIC TURBINE CONTROL SYSTEMS - INTERCEPT VALVES CLOSED DURING VALVE TEST.
07/14/2016	0054	0.0	Forced	Maintenance	17	25	OTHER BED SOLIDS RECIRCULATION PROBLEMS - 3A CYCLONE PLUGGING.
07/18/2016	1216	0.0	Forced	Maintenance	34	56	REPAIR EXPANSION JOINT ON THE HOT PRIMARY AIR DUCT.
08/05/2016	2148	0.0	Forced	Maintenance	17	45	BED RECIRCULATION - OVERALL BED DIFFERENTIAL LOW.
08/13/2016	0130	0.0	Scheduled	Maintenance	164	40	BAG FAILURES AND REBAGGING- PARTICULATE EMISSION HIGHER THAN NORMAL.
10/02/2016	0202	0.0	Scheduled	Maintenance	85	11	BAG FAILURES AND REBAGGING - BAGHOUSE INSPECTION AND REPAIR.

Production Management Reporting System



East Kentucky Power

Appendix B

From: May 1, 2016 thru October 31, 2016

**ITEM NO. 14
Page 7 of 57**

Spurlock Power Station

Unit 004

Date	Time Off/On	Available MW	Forced or Scheduled	Status	Actual		Cause or Reason
					Hours	Minutes	
07/01/2016	0215	0.0	Scheduled	Maintenance	20	41	REPAIR #7 FEEDWATER HEATER EXTRACTION VALVE.

Production Management Reporting System



East Kentucky Power

Appendix B

From: May 1, 2016 thru October 31, 2016

**ITEM NO. 14
Page 8 of 57**

J.K. Smith

Unit 001

Date	Time Off/On	Available MW	Forced or Scheduled	Status	Actual		Cause or Reason
					Hours	Minutes	
05/31/2016	1412	0.0	Forced	Maintenance	1	20	FORCED OUTAGE - TAT TRANSMITTER BROKE.
09/25/2016	0001	0.0	Scheduled	Maintenance	143	59	PLANNED OUTAGE - C-INSPECTION/MAJOR OVERHAUL.
10/01/2016	0000	0.0	Scheduled	Maintenance	744	0	PLANNED OUTAGE - C-INSPECTION/MAJOR OVERHAUL CONTINUED.

Production Management Reporting System



East Kentucky Power

Appendix B

From: May 1, 2016 thru October 31, 2016

ITEM NO. 14
Page 9 of 57

J.K. Smith

Unit 002

Date	Time Off/On	Available MW	Forced or Scheduled	Status	Actual		Cause or Reason
					Hours	Minutes	
10/30/2016	0001	0.0	Scheduled	Maintenance	47	59	PLANNED OUTAGE - GENERAL MAINTENANCE.

Production Management Reporting System



East Kentucky Power

Appendix B

From: May 1, 2016 thru October 31, 2016

**ITEM NO. 14
Page 10 of 57**

J.K. Smith

Unit 003

Date	Time Off/On	Available MW	Forced or Scheduled	Status	Actual		Cause or Reason
					Hours	Minutes	
07/18/2016	1326	0.0	Forced	Maintenance	50	33	FAILURE TO IGNITE.
10/17/2016	0001	0.0	Scheduled	Maintenance	70	59	PLANNED MAINTENANCE OUTAGE.

Production Management Reporting System



East Kentucky Power

Appendix B

From: May 1, 2016 thru October 31, 2016

**ITEM NO. 14
Page 11 of 57**

J.K. Smith

Unit 005

Date	Time Off/On	Available MW	Forced or Scheduled	Status	Actual		Cause or Reason
					Hours	Minutes	
08/29/2016	0952	0.0	Forced	Maintenance	62	8	FORCED OUTAGE - OVERCURRENT.
09/01/2016	0000	0.0	Forced	Maintenance	15	5	FORCED OUTAGE - DC OVERCURRENT.

Production Management Reporting System



East Kentucky Power

Appendix B

From: May 1, 2016 thru October 31, 2016

**ITEM NO. 14
Page 12 of 57**

J.K. Smith

Unit 006

Date	Time Off/On	Available MW	Forced or Scheduled	Status	Actual		Cause or Reason
					Hours	Minutes	
05/01/2016	0000	0.0	Scheduled	Maintenance	116	13	PLANNED OUTAGE - GENERAL MAINTENANCE.
10/16/2016	0100	0.0	Scheduled	Maintenance	304	5	PLANNED MAINTENANCE OUTAGE.

Production Management Reporting System



East Kentucky Power

Appendix B

From: May 1, 2016 thru October 31, 2016

ITEM NO. 14
Page 13 of 57

J.K. Smith

Unit 007

Date	Time Off/On	Available MW	Forced or Scheduled	Status	Actual		Cause or Reason
					Hours	Minutes	
07/27/2016	1443	0.0	Forced	Failed Start	22	7	FORCED OUTAGE - IGV PROBLEMS/IGV CONTROL FAULT.
10/22/2016	2359	0.0	Scheduled	Maintenance	216	1	PLANNED OUTAGE - GENERAL MAINTENANCE.

Production Management Reporting System



East Kentucky Power

Appendix B

From: May 1, 2016 thru October 31, 2016

ITEM NO. 14
Page 14 of 57

J.K. Smith

Unit 009

Date	Time Off/On	Available MW	Forced or Scheduled	Status	Actual		Cause or Reason
					Hours	Minutes	
07/21/2016	1250	0.0	Forced	Failed Start	71	18	FORCED OUTAGE - T48 HIGH EXHAUST TEMPERATURE.
07/24/2016	1317	0.0	Forced	Maintenance	1	21	FORCED OUTAGE - T48 HIGH EXHAUST TEMPERATURE.
08/13/2016	1258	0.0	Forced	Maintenance	1	26	FORCED OUTAGE - AMMONIA PUMP AND NOX PUMP FAILED TO START.
10/02/2016	0100	0.0	Scheduled	Maintenance	301	34	PLANNED OUTAGE - WATER WASH & INSPECTION.

Production Management Reporting System



East Kentucky Power

Appendix B

From: May 1, 2016 thru October 31, 2016

ITEM NO. 14
Page 15 of 57

J.K. Smith

Unit 010

Date	Time Off/On	Available MW	Forced or Scheduled	Status	Actual		Cause or Reason
					Hours	Minutes	
05/02/2016	0001	0.0	Scheduled	Maintenance	135	11	PLANNED OUTAGE - CATALYST CITRIC WASH.
07/13/2016	1700	0.0	Forced	Maintenance	0	15	FORCED OUTAGE - GAS COMPRESSOR LOOSE LINKAGE.
07/21/2016	1944	0.0	Forced	Maintenance	0	31	FORCED OUTAGE - GAS COMPRESSOR LOW PRESSURE.
08/13/2016	1300	0.0	Forced	Maintenance	1	24	FORCED OUTAGE - NOX PUMP AND AMMONIA PUMP FAILED TO START.
10/16/2016	0100	0.0	Scheduled	Maintenance	308	41	MAINTENANCE OUTAGE.

Production Management Reporting System



East Kentucky Power

Appendix B

From: May 1, 2016 thru October 31, 2016

ITEM NO. 14
Page 16 of 57

Bluegrass Station

Unit 001

Date	Time Off/On	Available MW	Forced or Scheduled	Status	Actual		Cause or Reason
					Hours	Minutes	
09/29/2016	0001	0.0	Scheduled	Maintenance	47	59	GENERATOR ROTOR POLE CROSS-OVER REPAIR.
10/01/2016	0000	0.0	Scheduled	Maintenance	615	26	GENERATOR ROTOR POLE CROSS-OVER REPAIR.

Production Management Reporting System



East Kentucky Power

Appendix B

From: May 1, 2016 thru October 31, 2016

ITEM NO. 14
Page 17 of 57

Bluegrass Station

Unit 002

Date	Time Off/On	Available MW	Forced or Scheduled	Status	Actual		Cause or Reason
					Hours	Minutes	
09/29/2016	0001	0.0	Scheduled	Maintenance	47	59	GENERATOR ROTOR POLE CROSS-OVER REPAIR.
10/01/2016	0000	0.0	Scheduled	Maintenance	655	54	GENERATOR ROTOR POLE CROSS-OVER REPAIR.

Production Management Reporting System



East Kentucky Power

Appendix B

From: May 1, 2016 thru October 31, 2016

**ITEM NO. 14
Page 18 of 57**

Bluegrass Station

Unit 003

Date	Time Off/On	Available MW	Forced or Scheduled	Status	Actual		Cause or Reason
					Hours	Minutes	
06/23/2016	1406	0.0	Forced	Failed Start	0	3	HIGH BLADE PATH SPREAD.
06/23/2016	1409	0.0	Forced	Maintenance	1	25	CLEAN FUEL GAS STRAINERS.
06/23/2016	1534	0.0	Forced	Failed Start	0	2	HIGH BLADE PATH SPREAD.
06/23/2016	1536	0.0	Forced	Maintenance	1	3	CLEAN FUEL GAS STRAINERS.
06/23/2016	1639	0.0	Forced	Failed Start	0	3	HIGH BLADE PATH SPREAD.
06/23/2016	1642	0.0	Forced	Maintenance	2	54	CLEAN FUEL GAS STRAINERS.
06/23/2016	1936	0.0	Forced	Maintenance	0	2	CLEAN FUEL GAS STRAINERS.
06/23/2016	1938	0.0	Forced	Maintenance	4	36	CHECK PILOT NOZZLES AND CHANGED OUT CAN #11 PILOT.
07/06/2016	1310	0.0	Forced	Failed Start	6	0	HIGH BLADE PATH SPREAD.
07/09/2016	1100	0.0	Forced	Failed Start	2	4	HIGH BLADE PATH SPREAD.
07/13/2016	1156	0.0	Forced	Failed Start	95	5	HIGH BLADE PATH SPREAD.
10/20/2016	0001	0.0	Scheduled	Maintenance	184	44	GENERATOR ROTOR POLE CROSS-OVER REPAIR.

Production Management Reporting System



East Kentucky Power

Appendix B

From: May 1, 2016 thru October 31, 2016

ITEM NO. 14
Page 19 of 57

Green Valley Landfill

Unit 001

Date	Time Off/On	Available MW	Forced or Scheduled	Status	Actual		Cause or Reason
					Hours	Minutes	
05/01/2016	0702	0.0	Forced	Fuel Outage	3	50	RESERVED SHUTDOWN STATE DUE TO FUEL SUPPLY.
05/01/2016	1114	0.0	Forced	Fuel Outage	2	38	RESERVED SHUTDOWN STATE DUE TO FUEL SUPPLY.
05/01/2016	1948	0.0	Forced	Fuel Outage	3	19	RESERVED SHUTDOWN STATE DUE TO FUEL SUPPLY.
05/01/2016	2310	0.0	Forced	Fuel Outage	13	30	RESERVED SHUTDOWN STATE DUE TO FUEL SUPPLY.
05/02/2016	1241	0.0	Forced	Fuel Outage	0	1	RESERVED SHUTDOWN STATE DUE TO FUEL SUPPLY.
05/02/2016	1343	0.0	Forced	Fuel Outage	69	30	RESERVED SHUTDOWN STATE DUE TO FUEL SUPPLY.
05/07/2016	0807	0.0	Forced	Fuel Outage	1	36	RESERVED SHUTDOWN STATE DUE TO FUEL SUPPLY.
05/07/2016	1007	0.0	Forced	Fuel Outage	0	8	RESERVED SHUTDOWN STATE DUE TO FUEL SUPPLY.
05/12/2016	0700	0.0	Forced	Maintenance	26	39	UTILITY BREAKER 52U OPERATION.
05/14/2016	1117	0.0	Forced	Fuel Outage	1	59	RESERVED SHUTDOWN STATE DUE TO FUEL SUPPLY.
05/18/2016	0909	0.0	Forced	Maintenance	0	18	UTILITY BREAKER 52U OPERATION.
05/18/2016	0955	0.0	Forced	Maintenance	6	9	UTILITY BREAKER 52U OPERATION.
05/21/2016	0126	0.0	Forced	Fuel Outage	6	13	RESERVED SHUTDOWN STATE DUE TO FUEL SUPPLY.
05/23/2016	1339	0.0	Forced	Fuel Outage	3	41	RESERVED SHUTDOWN STATE DUE TO FUEL SUPPLY.
05/26/2016	1036	0.0	Forced	Fuel Outage	133	24	RESERVED SHUTDOWN STATE DUE TO FUEL SUPPLY.
06/01/2016	0000	0.0	Forced	Fuel Outage	659	14	RESERVED SHUTDOWN STATE DUE TO FUEL SUPPLY.
07/03/2016	1025	0.0	Forced	Maintenance	2	43	UTILITY BREAKER 52U OPERATION.
07/03/2016	1635	0.0	Forced	Maintenance	1	42	UTILITY BREAKER 52U OPERATION.
07/07/2016	1252	0.0	Forced	Fuel Outage	1	43	RESERVED SHUTDOWN STATE DUE TO FUEL SUPPLY.
07/13/2016	0906	0.0	Forced	Fuel Outage	3	27	RESERVED SHUTDOWN STATE DUE TO FUEL SUPPLY.
07/14/2016	1618	0.0	Forced	Maintenance	2	42	UTILITY BREAKER 52U OPERATION.
07/18/2016	0649	0.0	Forced	Fuel Outage	329	11	RESERVED SHUTDOWN STATE DUE TO FUEL SUPPLY.
08/01/2016	0000	0.0	Forced	Fuel Outage	419	45	RESERVED SHUTDOWN STATE DUE TO FUEL SUPPLY.
08/22/2016	1623	0.0	Forced	Fuel Outage	47	38	RESERVED SHUTDOWN STATE DUE TO FUEL SUPPLY.
08/29/2016	1230	0.0	Forced	Fuel Outage	0	40	RESERVED SHUTDOWN STATE DUE TO FUEL SUPPLY.
08/30/2016	1030	0.0	Forced	Fuel Outage	0	30	RESERVED SHUTDOWN STATE DUE TO FUEL SUPPLY.

Production Management Reporting System



East Kentucky Power

Appendix B

From: May 1, 2016 thru October 31, 2016

**ITEM NO. 14
Page 20 of 57**

Green Valley Landfill

Unit 001

Date	Time Off/On	Available MW	Forced or Scheduled	Status	Actual		Cause or Reason
					Hours	Minutes	
09/02/2016	1439	0.0	Forced	Fuel Outage	681	21	RESERVED SHUTDOWN STATE DUE TO FUEL SUPPLY.
10/01/2016	0000	0.0	Forced	Fuel Outage	58	19	RESERVED SHUTDOWN STATE DUE TO FUEL SUPPLY.
10/03/2016	1430	0.0	Forced	Fuel Outage	19	40	RESERVED SHUTDOWN STATE DUE TO FUEL SUPPLY.
10/04/2016	1036	0.0	Forced	Fuel Outage	0	10	RESERVED SHUTDOWN STATE DUE TO FUEL SUPPLY.
10/13/2016	1024	0.0	Forced	Fuel Outage	445	36	RESERVED SHUTDOWN STATE DUE TO FUEL SUPPLY.

Production Management Reporting System



East Kentucky Power

Appendix B

From: May 1, 2016 thru October 31, 2016

ITEM NO. 14
Page 21 of 57

Green Valley Landfill

Unit 002

Date	Time Off/On	Available MW	Forced or Scheduled	Status	Actual		Cause or Reason
					Hours	Minutes	
05/01/2016	0702	0.0	Forced	Fuel Outage	29	51	RESERVED SHUTDOWN STATE DUE TO FUEL SUPPLY.
05/02/2016	1257	0.0	Forced	Fuel Outage	0	4	RESERVED SHUTDOWN STATE DUE TO FUEL SUPPLY.
05/02/2016	1303	0.0	Forced	Fuel Outage	49	27	RESERVED SHUTDOWN STATE DUE TO FUEL SUPPLY.
05/07/2016	0807	0.0	Forced	Fuel Outage	1	41	RESERVED SHUTDOWN STATE DUE TO FUEL SUPPLY.
05/09/2016	0758	0.0	Forced	Fuel Outage	266	43	RESERVED SHUTDOWN STATE DUE TO FUEL SUPPLY.
05/20/2016	1052	0.0	Forced	Maintenance	0	47	ENGINE MAINTENANCE.
05/20/2016	1140	0.0	Forced	Maintenance	0	2	GENERATOR PROTECTIVE RELAY FAULT.
05/20/2016	1201	0.0	Forced	Maintenance	0	21	ENGINE MAINTENANCE.
05/21/2016	0118	0.0	Forced	Fuel Outage	6	15	RESERVED SHUTDOWN STATE DUE TO FUEL SUPPLY.
05/23/2016	1339	0.0	Forced	Fuel Outage	4	10	RESERVED SHUTDOWN STATE DUE TO FUEL SUPPLY.
05/25/2016	0549	0.0	Forced	Fuel Outage	4	7	RESERVED SHUTDOWN STATE DUE TO FUEL SUPPLY.
05/26/2016	0916	0.0	Forced	Fuel Outage	3	0	RESERVED SHUTDOWN STATE DUE TO FUEL SUPPLY.
05/26/2016	1220	0.0	Forced	Maintenance	0	46	GENERATOR PROTECTIVE RELAY FAULT.
05/31/2016	2120	0.0	Forced	Maintenance	2	40	UTILITY BREAKER 52U OPERATION.
06/02/2016	1122	0.0	Forced	Fuel Outage	21	47	RESERVED SHUTDOWN STATE DUE TO FUEL SUPPLY.
06/04/2016	1213	0.0	Forced	Fuel Outage	2	11	RESERVED SHUTDOWN STATE DUE TO FUEL SUPPLY.
06/18/2016	0958	0.0	Forced	Fuel Outage	5	24	RESERVED SHUTDOWN STATE DUE TO FUEL SUPPLY.
06/23/2016	1240	0.0	Forced	Fuel Outage	17	43	RESERVED SHUTDOWN STATE DUE TO FUEL SUPPLY.
06/27/2016	1345	0.0	Forced	Fuel Outage	0	15	RESERVED SHUTDOWN STATE DUE TO FUEL SUPPLY.
06/30/2016	1016	0.0	Forced	Maintenance	0	20	ENGINE MAINTENANCE.
07/03/2016	1025	0.0	Forced	Maintenance	2	46	UTILITY BREAKER 52U OPERATION.
07/03/2016	1635	0.0	Forced	Maintenance	1	44	UTILITY BREAKER 52U OPERATION.
07/07/2016	0905	0.0	Forced	Fuel Outage	6	39	RESERVED SHUTDOWN STATE DUE TO FUEL SUPPLY.
07/11/2016	1433	0.0	Forced	Fuel Outage	167	31	RESERVED SHUTDOWN STATE DUE TO FUEL SUPPLY.
07/26/2016	2302	0.0	Forced	Fuel Outage	15	8	RESERVED SHUTDOWN STATE DUE TO FUEL SUPPLY.
08/01/2016	1642	0.0	Forced	Fuel Outage	91	36	RESERVED SHUTDOWN STATE DUE TO FUEL SUPPLY.
08/22/2016	1623	0.0	Forced	Fuel Outage	20	20	RESERVED SHUTDOWN STATE DUE TO FUEL SUPPLY.

Production Management Reporting System



East Kentucky Power

Appendix B

From: May 1, 2016 thru October 31, 2016

**ITEM NO. 14
Page 22 of 57**

Green Valley Landfill

Unit 002

Date	Time Off/On	Available MW	Forced or Scheduled	Status	Actual		Cause or Reason
					Hours	Minutes	
08/24/2016	1029	0.0	Forced	Fuel Outage	5	36	RESERVED SHUTDOWN STATE DUE TO FUEL SUPPLY.
08/29/2016	1230	0.0	Forced	Fuel Outage	0	45	RESERVED SHUTDOWN STATE DUE TO FUEL SUPPLY.
08/30/2016	1030	0.0	Forced	Fuel Outage	0	33	RESERVED SHUTDOWN STATE DUE TO FUEL SUPPLY.
09/08/2016	1209	0.0	Forced	Fuel Outage	1	32	RESERVED SHUTDOWN STATE DUE TO FUEL SUPPLY.
09/20/2016	1153	0.0	Forced	Fuel Outage	252	7	RESERVED SHUTDOWN STATE DUE TO FUEL SUPPLY.
10/01/2016	0000	0.0	Forced	Fuel Outage	58	2	RESERVED SHUTDOWN STATE DUE TO FUEL SUPPLY.
10/03/2016	1430	0.0	Forced	Fuel Outage	17	42	RESERVED SHUTDOWN STATE DUE TO FUEL SUPPLY.
10/13/2016	1024	0.0	Forced	Fuel Outage	2	48	RESERVED SHUTDOWN STATE DUE TO FUEL SUPPLY.
10/25/2016	1054	0.0	Forced	Fuel Outage	1	58	RESERVED SHUTDOWN STATE DUE TO FUEL SUPPLY.

Production Management Reporting System



East Kentucky Power

Appendix B

From: May 1, 2016 thru October 31, 2016

ITEM NO. 14
Page 23 of 57

Green Valley Landfill

Unit 003

Date	Time Off/On	Available MW	Forced or Scheduled	Status	Actual		Cause or Reason
					Hours	Minutes	
05/01/2016	0702	0.0	Forced	Fuel Outage	3	16	RESERVED SHUTDOWN STATE DUE TO FUEL SUPPLY.
05/01/2016	1020	0.0	Forced	Maintenance	0	6	GENERATOR PROTECTIVE RELAY FAULT.
05/01/2016	1114	0.0	Forced	Fuel Outage	2	32	RESERVED SHUTDOWN STATE DUE TO FUEL SUPPLY.
05/01/2016	2009	0.0	Forced	Fuel Outage	66	28	RESERVED SHUTDOWN STATE DUE TO FUEL SUPPLY.
05/05/2016	1113	0.0	Forced	Fuel Outage	92	44	RESERVED SHUTDOWN STATE DUE TO FUEL SUPPLY.
05/12/2016	0700	0.0	Forced	Maintenance	26	47	UTILITY BREAKER 52U OPERATION.
05/13/2016	1233	0.0	Forced	Fuel Outage	0	3	RESERVED SHUTDOWN STATE DUE TO FUEL SUPPLY.
05/14/2016	1056	0.0	Forced	Fuel Outage	2	25	RESERVED SHUTDOWN STATE DUE TO FUEL SUPPLY.
05/18/2016	0909	0.0	Forced	Maintenance	0	23	UTILITY BREAKER 52U OPERATION.
05/18/2016	0955	0.0	Forced	Maintenance	6	14	UTILITY BREAKER 52U OPERATION.
05/21/2016	0126	0.0	Forced	Fuel Outage	6	19	RESERVED SHUTDOWN STATE DUE TO FUEL SUPPLY.
05/23/2016	1339	0.0	Forced	Fuel Outage	3	46	RESERVED SHUTDOWN STATE DUE TO FUEL SUPPLY.
05/26/2016	1243	0.0	Forced	Maintenance	0	18	ENGINE SHUTDOWN DUE TO DETONATION.
05/31/2016	2120	0.0	Forced	Maintenance	2	40	UTILITY BREAKER 52U OPERATION.
06/02/2016	1122	0.0	Forced	Fuel Outage	140	43	RESERVED SHUTDOWN STATE DUE TO FUEL SUPPLY.
06/08/2016	1231	0.0	Forced	Maintenance	0	3	ENGINE SHUTDOWN DUE TO DETONATION.
06/18/2016	0952	0.0	Forced	Fuel Outage	5	34	RESERVED SHUTDOWN STATE DUE TO FUEL SUPPLY.
06/27/2016	1345	0.0	Forced	Maintenance	0	19	UTILITY BREAKER 52U OPERATION CAUSED BY STORMS.
06/28/2016	1115	0.0	Forced	Fuel Outage	60	45	RESERVED SHUTDOWN STATE DUE TO FUEL SUPPLY.
07/01/2016	0000	0.0	Forced	Fuel Outage	153	3	RESERVED SHUTDOWN STATE DUE TO FUEL SUPPLY.
07/07/2016	1101	0.0	Forced	Fuel Outage	1	50	RESERVED SHUTDOWN STATE DUE TO FUEL SUPPLY.
07/07/2016	1253	0.0	Forced	Fuel Outage	0	2	RESERVED SHUTDOWN STATE DUE TO FUEL SUPPLY.
07/07/2016	1308	0.0	Forced	Fuel Outage	1	4	RESERVED SHUTDOWN STATE DUE TO FUEL SUPPLY.
07/07/2016	1540	0.0	Forced	Fuel Outage	94	55	RESERVED SHUTDOWN STATE DUE TO FUEL SUPPLY.
07/13/2016	0850	0.0	Forced	Fuel Outage	3	47	RESERVED SHUTDOWN STATE DUE TO FUEL SUPPLY.
07/14/2016	1616	0.0	Forced	Maintenance	2	47	UTILITY BREAKER 52U OPERATION.
07/18/2016	0647	0.0	Forced	Fuel Outage	7	21	RESERVED SHUTDOWN STATE DUE TO FUEL SUPPLY.

Production Management Reporting System



East Kentucky Power

Appendix B

From: May 1, 2016 thru October 31, 2016

**ITEM NO. 14
Page 24 of 57**

Green Valley Landfill

Unit 003

Date	Time Off/On	Available MW	Forced or Scheduled	Status	Actual		Cause or Reason
					Hours	Minutes	
07/26/2016	2304	0.0	Forced	Fuel Outage	15	14	RESERVED SHUTDOWN STATE DUE TO FUEL SUPPLY.
08/01/2016	1620	0.0	Forced	Fuel Outage	92	2	RESERVED SHUTDOWN STATE DUE TO FUEL SUPPLY.
08/08/2016	1251	0.0	Forced	Fuel Outage	0	56	RESERVED SHUTDOWN STATE DUE TO FUEL SUPPLY.
08/22/2016	1623	0.0	Forced	Fuel Outage	20	24	RESERVED SHUTDOWN STATE DUE TO FUEL SUPPLY.
08/24/2016	1029	0.0	Forced	Fuel Outage	5	39	RESERVED SHUTDOWN STATE DUE TO FUEL SUPPLY.
08/25/2016	1400	0.0	Forced	Fuel Outage	154	0	RESERVED SHUTDOWN STATE DUE TO FUEL SUPPLY.
09/01/2016	0000	0.0	Forced	Fuel Outage	38	43	RESERVED SHUTDOWN STATE DUE TO FUEL SUPPLY.
09/20/2016	1153	0.0	Forced	Fuel Outage	252	7	RESERVED SHUTDOWN STATE DUE TO FUEL SUPPLY.
10/01/2016	0000	0.0	Forced	Fuel Outage	300	37	RESERVED SHUTDOWN STATE DUE TO FUEL SUPPLY.
10/18/2016	1259	0.0	Forced	Fuel Outage	0	7	RESERVED SHUTDOWN STATE DUE TO FUEL SUPPLY.
10/25/2016	1054	0.0	Forced	Fuel Outage	2	3	RESERVED SHUTDOWN STATE DUE TO FUEL SUPPLY.

Production Management Reporting System



East Kentucky Power

Appendix B

From: May 1, 2016 thru October 31, 2016

ITEM NO. 14
Page 25 of 57

Laurel Ridge Landfill

Unit 001

Date	Time Off/On	Available MW	Forced or Scheduled	Status	Actual		Cause or Reason
					Hours	Minutes	
05/02/2016	2132	0.0	Forced	Maintenance	0	53	SUBSTATION MAINTENANCE.
05/26/2016	0950	0.0	Scheduled	Maintenance	2	55	ENGINE MAINTENANCE.
05/26/2016	1338	0.0	Forced	Maintenance	0	28	ENGINE SHUTDOWN DUE TO DETONATION.
06/14/2016	1520	0.0	Forced	Maintenance	0	3	ENGINE SHUTDOWN DUE TO DETONATION.
07/05/2016	1632	0.0	Forced	Maintenance	1	1	UTILITY BREAKER 52U OPERATION CAUSED BY STORMS.
07/09/2016	2201	0.0	Forced	Maintenance	66	9	GENERATOR MAINTENANCE.
07/13/2016	0839	0.0	Forced	Maintenance	0	4	ENGINE SHUTDOWN DUE TO DETONATION.
07/21/2016	1338	0.0	Scheduled	Maintenance	0	36	ENGINE MAINTENANCE.
07/26/2016	0121	0.0	Forced	Maintenance	1	54	ENGINE SHUTDOWN DUE TO DETONATION.
07/26/2016	0843	0.0	Forced	Maintenance	0	57	ENGINE SHUTDOWN DUE TO DETONATION.
08/21/2016	0635	0.0	Forced	Maintenance	0	50	ENGINE SHUTDOWN DUE TO DETONATION.
08/21/2016	1542	0.0	Forced	Maintenance	0	48	ENGINE SHUTDOWN DUE TO DETONATION.
08/26/2016	1205	0.0	Scheduled	Maintenance	1	40	ENGINE MAINTENANCE - CHANGE OIL AND REPLACE PICK-UP SCREEN.
09/12/2016	0156	0.0	Forced	Maintenance	0	7	ENGINE SHUTDOWN DUE TO DETONATION - TUNE FUEL SYSTEM.
09/14/2016	0638	0.0	Forced	Maintenance	1	55	UTILITY BREAKER 52U OPERATION.
09/22/2016	1124	0.0	Scheduled	Maintenance	1	40	ENGINE SHUTDOWN DUE TO DETONATION - TUNE FUEL SYSTEM.
09/25/2016	1401	0.0	Forced	Maintenance	0	39	ENGINE SHUTDOWN DUE TO DETONATION - TUNE FUEL SYSTEM.
09/27/2016	0900	0.0	Forced	Maintenance	2	1	ENGINE MAINTENANCE - COLD CYLINDER CHANGE PLUG.
09/29/2016	0748	0.0	Scheduled	Maintenance	2	22	ELECTRICAL MAINTENANCE - REPLACE FLOW METERS.
09/30/2016	0915	0.0	Scheduled	Maintenance	2	9	ELECTRICAL MAINTENANCE - BREAKER TESTING.
10/04/2016	0830	0.0	Scheduled	Maintenance	4	14	ENGINE MAINTENANCE.
10/06/2016	1238	0.0	Scheduled	Maintenance	1	8	GENERATOR MAINTENANCE - BREAKER TESTING.
10/06/2016	1431	0.0	Forced	Maintenance	0	24	ENGINE SHUTDOWN DUE TO DETONATION - TUNE FUEL SYSTEM.
10/10/2016	0542	0.0	Forced	Maintenance	0	23	ENGINE SHUTDOWN DUE TO DETONATION - TUNE FUEL SYSTEM.
10/10/2016	0608	0.0	Forced	Maintenance	0	2	ENGINE SHUTDOWN DUE TO DETONATION - TUNE FUEL SYSTEM.
10/10/2016	0612	0.0	Forced	Maintenance	0	4	ENGINE SHUTDOWN DUE TO DETONATION - TUNE FUEL SYSTEM.
10/11/2016	1330	0.0	Forced	Fuel Outage	0	33	RESERVED SHUTDOWN STATE DUE TO FUEL SUPPLY.
10/11/2016	1947	0.0	Forced	Maintenance	1	5	ENGINE SHUTDOWN DUE TO DETONATION - TUNE FUEL SYSTEM.
10/12/2016	1604	0.0	Forced	Maintenance	0	1	ENGINE SHUTDOWN DUE TO DETONATION - TUNE FUEL SYSTEM.

Production Management Reporting System



East Kentucky Power

Appendix B

From: May 1, 2016 thru October 31, 2016

**ITEM NO. 14
Page 26 of 57**

Laurel Ridge Landfill

Unit 001

Date	Time Off/On	Available MW	Forced or Scheduled	Status	Actual		Cause or Reason
					Hours	Minutes	
10/26/2016	0127	0.0	Forced	Fuel Outage	1	46	RESERVED SHUTDOWN STATE DUE TO FUEL SUPPLY.
10/26/2016	0753	0.0	Forced	Fuel Outage	0	56	RESERVED SHUTDOWN STATE DUE TO FUEL SUPPLY.

Production Management Reporting System



East Kentucky Power

Appendix B

From: May 1, 2016 thru October 31, 2016

ITEM NO. 14
Page 27 of 57

Laurel Ridge Landfill

Unit 002

Date	Time Off/On	Available MW	Forced or Scheduled	Status	Actual		Cause or Reason
					Hours	Minutes	
05/02/2016	2132	0.0	Forced	Maintenance	1	2	SUBSTATION MAINTENANCE.
05/22/2016	2112	0.0	Forced	Maintenance	0	40	ENGINE SHUTDOWN DUE TO DETONATION.
05/25/2016	1245	0.0	Scheduled	Maintenance	2	44	ENGINE MAINTENANCE.
05/26/2016	0535	0.0	Forced	Maintenance	1	6	ENGINE SHUTDOWN DUE TO DETONATION - TUNE FUEL SYSTEM.
07/02/2016	0831	0.0	Forced	Maintenance	0	3	ENGINE SHUTDOWN DUE TO DETONATION.
07/05/2016	1617	0.0	Forced	Maintenance	1	16	UTILITY BREAKER 52U OPERATION CAUSED BY STORMS.
07/09/2016	2221	0.0	Forced	Maintenance	0	6	ENGINE SHUTDOWN DUE TO DETONATION - TUNE FUEL SYSTEM.
07/12/2016	0704	0.0	Forced	Maintenance	0	41	ENGINE SHUTDOWN DUE TO DETONATION - TUNE FUEL SYSTEM.
07/14/2016	0720	0.0	Scheduled	Maintenance	3	59	ELECTRICAL MAINTENANCE - RELAY TESTING.
07/24/2016	0855	0.0	Forced	Maintenance	0	6	ENGINE SHUTDOWN DUE TO DETONATION - TUNE FUEL SYSTEM.
07/24/2016	1922	0.0	Forced	Maintenance	0	1	ENGINE SHUTDOWN DUE TO DETONATION - TUNE FUEL SYSTEM.
07/24/2016	2027	0.0	Forced	Maintenance	171	33	GENERATOR MAINTENANCE - P.T. WIRING.
08/01/2016	0000	0.0	Scheduled	Maintenance	87	5	ENGINE MAINTENANCE - INFRAME.
08/04/2016	1515	0.0	Forced	Maintenance	0	18	ENGINE MAINTENANCE - EXHAUST LEAK.
08/15/2016	1320	0.0	Scheduled	Maintenance	0	20	ENGINE MAINTENANCE - CHANGE OIL FILTERS.
09/12/2016	0158	0.0	Forced	Maintenance	0	4	ENGINE SHUTDOWN DUE TO DETONATION - TUNE FUEL SYSTEM.
09/14/2016	0638	0.0	Forced	Maintenance	1	55	UTILITY BREAKER 52U OPERATION.
09/20/2016	1315	0.0	Forced	Maintenance	1	0	ENGINE MAINTENANCE - OIL LEAK.
09/22/2016	0652	0.0	Forced	Maintenance	0	27	ENGINE SHUTDOWN DUE TO DETONATION - TUNE FUEL SYSTEM.
09/22/2016	1127	0.0	Forced	Maintenance	0	15	ENGINE SHUTDOWN DUE TO DETONATION - TUNE FUEL SYSTEM.
09/22/2016	1257	0.0	Forced	Maintenance	0	8	ENGINE SHUTDOWN DUE TO DETONATION - TUNE FUEL SYSTEM.
09/25/2016	1410	0.0	Forced	Maintenance	0	29	ENGINE SHUTDOWN DUE TO DETONATION - TUNE FUEL SYSTEM.
09/29/2016	0748	0.0	Scheduled	Maintenance	2	22	ELECTRICAL MAINTENANCE - REPLACE FLOW METERS.
09/30/2016	0915	0.0	Scheduled	Maintenance	2	9	ELECTRICAL MAINTENANCE - BREAKER TESTING.
10/04/2016	0852	0.0	Forced	Fuel Outage	0	6	RESERVED SHUTDOWN STATE DUE TO FUEL SUPPLY.
10/06/2016	1238	0.0	Scheduled	Maintenance	1	7	GENERATOR MAINTENANCE - BREAKER TESTING.
10/06/2016	1433	0.0	Forced	Maintenance	0	13	ENGINE SHUTDOWN DUE TO DETONATION - TUNE FUEL SYSTEM.
10/07/2016	2206	0.0	Forced	Maintenance	0	29	ENGINE SHUTDOWN DUE TO DETONATION - TUNE FUEL SYSTEM.

Production Management Reporting System



East Kentucky Power

Appendix B

From: May 1, 2016 thru October 31, 2016

**ITEM NO. 14
Page 28 of 57**

Laurel Ridge Landfill

Unit 002

Date	Time Off/On	Available MW	Forced or Scheduled	Status	Actual		Cause or Reason
					Hours	Minutes	
10/10/2016	0542	0.0	Forced	Maintenance	0	20	ENGINE SHUTDOWN DUE TO DETONATION - TUNE FUEL SYSTEM.
10/10/2016	0609	0.0	Forced	Maintenance	0	1	ENGINE SHUTDOWN DUE TO DETONATION - TUNE FUEL SYSTEM.
10/10/2016	0612	0.0	Forced	Maintenance	0	3	ENGINE SHUTDOWN DUE TO DETONATION - TUNE FUEL SYSTEM.
10/11/2016	1330	0.0	Forced	Fuel Outage	0	20	RESERVED SHUTDOWN STATE DUE TO FUEL SUPPLY.
10/17/2016	1033	0.0	Forced	Maintenance	0	19	ENGINE SHUTDOWN DUE TO DETONATION - TUNE FUEL SYSTEM.
10/26/2016	0130	0.0	Forced	Fuel Outage	1	47	RESERVED SHUTDOWN STATE DUE TO FUEL SUPPLY.
10/26/2016	0755	0.0	Forced	Fuel Outage	0	49	RESERVED SHUTDOWN STATE DUE TO FUEL SUPPLY.
10/28/2016	1032	0.0	Scheduled	Maintenance	3	8	ENGINE MAINTENANCE.

Production Management Reporting System



East Kentucky Power

Appendix B

From: May 1, 2016 thru October 31, 2016

**ITEM NO. 14
Page 29 of 57**

Laurel Ridge Landfill

Unit 003

Date	Time Off/On	Available MW	Forced or Scheduled	Status	Actual		Cause or Reason
					Hours	Minutes	
05/02/2016	2132	0.0	Forced	Maintenance	0	54	SUBSTATION MAINTENANCE.
05/04/2016	1200	0.0	Forced	Maintenance	1	4	ENGINE MAINTENANCE - REPLACE ACTUATOR.
05/05/2016	1130	0.0	Scheduled	Maintenance	3	11	ENGINE MAINTENANCE.
06/13/2016	1740	0.0	Forced	Maintenance	0	44	ENGINE SHUTDOWN DUE TO DETONATION - TUNE FUEL SYSTEM.
06/14/2016	0901	0.0	Forced	Maintenance	5	59	REPLACE #9 CYLINDER HEAD AND TUNE UP OIL CHANGE VALVE ADJUSTMENT.
07/05/2016	1630	0.0	Forced	Maintenance	1	3	UTILITY BREAKER 52U OPERATION CAUSED BY STORMS.
07/14/2016	1255	0.0	Scheduled	Maintenance	1	33	ELECTRICAL MAINTENANCE - RELAY TESTING.
07/22/2016	1130	0.0	Forced	Maintenance	1	54	ENGINE MAINTENANCE - OIL LEAK.
07/22/2016	1325	0.0	Forced	Maintenance	0	2	ENGINE MAINTENANCE - OIL LEAK.
07/25/2016	0900	0.0	Scheduled	Maintenance	57	41	ENGINE MAINTENANCE - OFF FOR INFRAME.
07/28/2016	0916	0.0	Forced	Maintenance	5	28	ENGINE MAINTENANCE - REPLACE PRE LUBE PUMP.
08/21/2016	1540	0.0	Forced	Maintenance	0	49	ENGINE SHUTDOWN DUE TO DETONATION - TUNE FUEL SYSTEM.
08/22/2016	1122	0.0	Forced	Maintenance	0	2	ENGINE SHUTDOWN DUE TO DETONATION - TUNE FUEL SYSTEM.
09/11/2016	2210	0.0	Forced	Maintenance	0	57	ENGINE SHUTDOWN DUE TO DETONATION - TUNE FUEL SYSTEM.
09/12/2016	0045	0.0	Forced	Maintenance	1	21	ENGINE SHUTDOWN DUE TO DETONATION - TUNE FUEL SYSTEM.
09/12/2016	1255	0.0	Scheduled	Maintenance	2	21	ENGINE MAINTENANCE.
09/14/2016	0638	0.0	Forced	Maintenance	1	54	ENGINE SHUTDOWN DUE TO DETONATION - TUNE FUEL SYSTEM.
09/22/2016	1127	0.0	Forced	Maintenance	0	12	ENGINE SHUTDOWN DUE TO DETONATION - TUNE FUEL SYSTEM.
09/22/2016	1257	0.0	Forced	Maintenance	0	7	ENGINE SHUTDOWN DUE TO DETONATION - TUNE FUEL SYSTEM.
09/25/2016	1411	0.0	Forced	Maintenance	0	29	ENGINE SHUTDOWN DUE TO DETONATION - TUNE FUEL SYSTEM.
09/29/2016	0748	0.0	Scheduled	Maintenance	2	22	ELECTRICAL MAINTENANCE - REPLACE FLOW METERS.
09/30/2016	0915	0.0	Scheduled	Maintenance	2	9	ELECTRICAL MAINTENANCE - BREAKER TESTING.
10/04/2016	0852	0.0	Forced	Fuel Outage	1	47	RESERVED SHUTDOWN STATE DUE TO FUEL SUPPLY.
10/06/2016	1238	0.0	Scheduled	Maintenance	1	8	GENERATOR MAINTENANCE - BREAKER TESTING.
10/06/2016	1433	0.0	Forced	Maintenance	0	3	ENGINE SHUTDOWN DUE TO DETONATION - TUNE FUEL SYSTEM.
10/10/2016	0515	0.0	Forced	Maintenance	0	49	ENGINE SHUTDOWN DUE TO DETONATION - TUNE FUEL SYSTEM.

Production Management Reporting System



East Kentucky Power

Appendix B

From: May 1, 2016 thru October 31, 2016

**ITEM NO. 14
Page 30 of 57**

Laurel Ridge Landfill

Unit 003

Date	Time Off/On	Available MW	Forced or Scheduled	Status	Actual		Cause or Reason
					Hours	Minutes	
10/10/2016	0613	0.0	Forced	Maintenance	0	2	ENGINE SHUTDOWN DUE TO DETONATION - TUNE FUEL SYSTEM.
10/11/2016	1330	0.0	Forced	Fuel Outage	0	33	RESERVED SHUTDOWN STATE DUE TO FUEL SUPPLY.
10/26/2016	0130	0.0	Forced	Fuel Outage	1	42	RESERVED SHUTDOWN STATE DUE TO FUEL SUPPLY.
10/26/2016	0754	0.0	Forced	Fuel Outage	0	50	RESERVED SHUTDOWN STATE DUE TO FUEL SUPPLY.
10/27/2016	0900	0.0	Scheduled	Maintenance	1	50	ENGINE MAINTENANCE.

Production Management Reporting System



East Kentucky Power

Appendix B

From: May 1, 2016 thru October 31, 2016

**ITEM NO. 14
Page 31 of 57**

Laurel Ridge Landfill

Unit 004

Date	Time Off/On	Available MW	Forced or Scheduled	Status	Actual		Cause or Reason
					Hours	Minutes	
05/02/2016	2132	0.0	Forced	Maintenance	0	55	SUBSTATION MAINTENANCE.
05/11/2016	1000	0.0	Scheduled	Maintenance	4	2	ENGINE MAINTENANCE.
05/25/2016	1554	0.0	Forced	Maintenance	0	5	ENGINE SHUTDOWN DUE TO DETONATION - TUNE FUEL SYSTEM.
05/26/2016	0624	0.0	Forced	Maintenance	0	4	ENGINE SHUTDOWN DUE TO DETONATION - TUNE FUEL SYSTEM.
06/23/2016	0808	0.0	Scheduled	Maintenance	0	23	ENGINE MAINTENANCE.
06/30/2016	0930	0.0	Scheduled	Maintenance	2	30	ENGINE MAINTENANCE - TUNE UP VALVE ADJUSTMENT.
07/05/2016	1630	0.0	Forced	Maintenance	1	4	UTILITY BREAKER 52U OPERATION CAUSED BY STORMS.
07/09/2016	2216	0.0	Forced	Maintenance	1	12	ENGINE SHUTDOWN DUE TO DETONATION - TUNE FUEL SYSTEM.
07/25/2016	0310	0.0	Forced	Maintenance	1	34	ENGINE SHUTDOWN DUE TO DETONATION - TUNE FUEL SYSTEM.
07/25/2016	1040	0.0	Forced	Maintenance	1	12	ENGINE SHUTDOWN DUE TO DETONATION - TUNE FUEL SYSTEM.
07/26/2016	0121	0.0	Forced	Maintenance	1	54	ENGINE SHUTDOWN DUE TO DETONATION - TUNE FUEL SYSTEM.
07/26/2016	0911	0.0	Forced	Maintenance	0	34	ENGINE SHUTDOWN DUE TO DETONATION - TUNE FUEL SYSTEM.
08/04/2016	1505	0.0	Forced	Maintenance	0	5	ENGINE SHUTDOWN DUE TO DETONATION - TUNE FUEL SYSTEM.
08/05/2016	0933	0.0	Forced	Maintenance	0	4	ENGINE SHUTDOWN DUE TO DETONATION - TUNE FUEL SYSTEM.
08/09/2016	0914	0.0	Scheduled	Maintenance	2	36	ENGINE MAINTENANCE - TUNE UP AND VALVE ADJUSTMENT.
08/12/2016	0854	0.0	Forced	Maintenance	0	1	ENGINE SHUTDOWN DUE TO DETONATION - TUNE FUEL SYSTEM.
08/21/2016	0328	0.0	Forced	Maintenance	1	50	ENGINE SHUTDOWN DUE TO DETONATION - TUNE FUEL SYSTEM.
08/21/2016	1543	0.0	Forced	Maintenance	0	46	ENGINE SHUTDOWN DUE TO DETONATION - TUNE FUEL SYSTEM.
09/12/2016	0120	0.0	Forced	Maintenance	0	41	ENGINE SHUTDOWN DUE TO DETONATION - TUNE FUEL SYSTEM.
09/13/2016	1045	0.0	Forced	Maintenance	3	59	ENGINE MAINTENANCE - WATER LEAK.
09/13/2016	1458	0.0	Forced	Maintenance	6	11	ENGINE MAINTENANCE - REPLACE WATER PUMP.
09/14/2016	0638	0.0	Forced	Maintenance	10	44	UTILITY BREAKER 52U OPERATION.
09/22/2016	1129	0.0	Forced	Maintenance	0	8	ENGINE SHUTDOWN DUE TO DETONATION - TUNE FUEL SYSTEM.
09/22/2016	1254	0.0	Forced	Maintenance	0	11	ENGINE SHUTDOWN DUE TO DETONATION - TUNE FUEL SYSTEM.
09/25/2016	1408	0.0	Forced	Maintenance	0	32	ENGINE SHUTDOWN DUE TO DETONATION - TUNE FUEL SYSTEM.
09/29/2016	0748	0.0	Scheduled	Maintenance	2	22	ELECTRICAL MAINTENANCE - REPLACE FLOW METERS.

Production Management Reporting System



East Kentucky Power

Appendix B

From: May 1, 2016 thru October 31, 2016

ITEM NO. 14
Page 32 of 57

Laurel Ridge Landfill

Unit 004

Date	Time Off/On	Available MW	Forced or Scheduled	Status	Actual		Cause or Reason
					Hours	Minutes	
09/30/2016	0915	0.0	Scheduled	Maintenance	2	9	ELECTRICAL MAINTENANCE - BREAKER TESTING.
10/04/2016	0849	0.0	Forced	Fuel Outage	1	53	RESERVED SHUTDOWN STATE DUE TO FUEL SUPPLY.
10/06/2016	1238	0.0	Scheduled	Maintenance	1	11	GENERATOR MAINTENANCE - BREAKER TESTING.
10/06/2016	1433	0.0	Forced	Maintenance	0	3	ENGINE SHUTDOWN DUE TO DETONATION - TUNE FUEL SYSTEM.
10/09/2016	1335	0.0	Forced	Maintenance	24	11	ENGINE MAINTENANCE - WATER LEAK.
10/11/2016	1330	0.0	Forced	Maintenance	218	15	ENGINE MAINTENANCE - WATER LEAK.
10/24/2016	0656	0.0	Forced	Maintenance	9	8	ENGINE MAINTENANCE - FLUSH RADIATOR.
10/26/2016	0128	0.0	Forced	Fuel Outage	1	40	RESERVED SHUTDOWN STATE DUE TO FUEL SUPPLY.
10/26/2016	0752	0.0	Forced	Fuel Outage	0	51	RESERVED SHUTDOWN STATE DUE TO FUEL SUPPLY.

Production Management Reporting System



East Kentucky Power

Appendix B

From: May 1, 2016 thru October 31, 2016

ITEM NO. 14
Page 33 of 57

Bavarian Landfill

Unit 001

Date	Time Off/On	Available MW	Forced or Scheduled	Status	Actual		Cause or Reason
					Hours	Minutes	
05/02/2016	1051	0.0	Scheduled	Maintenance	0	14	ENGINE MAINTENANCE - REPLACE ACTUATOR PLATE.
05/12/2016	1121	0.0	Forced	Fuel Outage	0	5	RESERVED SHUTDOWN STATE DUE TO FUEL SUPPLY.
05/19/2016	1156	0.0	Scheduled	Maintenance	2	0	ENGINE MAINTENANCE - CHANGE OIL, FILTERS, PLUGS, AND ADJUST VALVES.
05/19/2016	1356	0.0	Forced	Maintenance	2	40	ENGINE MAINTENANCE - REPLACE CYLINDER HEAD DUE TO BURNT VALVE.
05/19/2016	1652	0.0	Forced	Maintenance	0	4	ENGINE SHUTDOWN DUE TO DETONATION.
05/19/2016	2322	0.0	Forced	Maintenance	1	5	ENGINE SHUTDOWN DUE TO DETONATION - CHANGE IN GAS QUALITY DUE TO NO. 3 SHUTDOWN.
05/25/2016	1634	0.0	Forced	Fuel Outage	0	44	RESERVED SHUTDOWN STATE DUE TO FUEL SUPPLY.
05/25/2016	1726	0.0	Forced	Fuel Outage	0	7	RESERVED SHUTDOWN STATE DUE TO FUEL SUPPLY.
05/25/2016	2001	0.0	Forced	Maintenance	0	34	ENGINE SHUTDOWN DUE TO DETONATION - CHANGE IN GAS QUALITY DUE TO NO. 4 SHUTDOWN.
06/09/2016	0627	0.0	Scheduled	Maintenance	11	46	ENGINE MAINTENANCE - TOP END.
06/10/2016	1702	0.0	Forced	Maintenance	2	25	ENGINE SHUTDOWN DUE TO DETONATION.
06/12/2016	1545	0.0	Forced	Maintenance	2	18	ENGINE SHUTDOWN DUE TO DETONATION.
06/13/2016	1056	0.0	Forced	Maintenance	0	21	GENERATOR PROTECTIVE RELAY FAULT - DIRECTIONAL POWER SHUTDOWN.
06/14/2016	1620	0.0	Forced	Maintenance	3	57	RADIATOR MAINTENANCE - HIGH VIBRATION SHUTDOWN.
06/15/2016	0800	0.0	Forced	Maintenance	5	37	RADIATOR MAINTENANCE - REPLACE FAN MOTOR.
06/22/2016	0903	0.0	Forced	Maintenance	0	57	GENERATOR PROTECTIVE RELAY FAULT - DIRECTIONAL POWER SHUTDOWN.
06/24/2016	0443	0.0	Forced	Maintenance	1	17	ENGINE MAINTENANCE - REPLACE RELAY ON AIR FUEL RATIO CONTROLLER.
06/27/2016	0832	0.0	Scheduled	Maintenance	0	26	ENGINE MAINTENANCE - CHANGE OIL AND FILTERS.
06/27/2016	0907	0.0	Forced	Maintenance	0	46	ENGINE SHUTDOWN DUE TO DETONATION.
06/27/2016	1003	0.0	Forced	Maintenance	0	38	ENGINE SHUTDOWN DUE TO DETONATION.
07/23/2016	1702	0.0	Forced	Maintenance	4	15	GENERATOR PROTECTIVE RELAY FAULT - DIRECTIONAL POWER SHUTDOWN.
07/23/2016	2123	0.0	Forced	Maintenance	0	17	ENGINE SHUTDOWN DUE TO DETONATION.
07/23/2016	2144	0.0	Forced	Maintenance	0	5	ENGINE SHUTDOWN DUE TO DETONATION.
07/23/2016	2152	0.0	Forced	Maintenance	0	18	ENGINE SHUTDOWN DUE TO DETONATION.
07/23/2016	2214	0.0	Forced	Maintenance	0	10	ENGINE SHUTDOWN DUE TO DETONATION.
07/23/2016	2226	0.0	Forced	Maintenance	0	2	ENGINE SHUTDOWN DUE TO DETONATION.
07/23/2016	2230	0.0	Forced	Maintenance	0	18	ENGINE SHUTDOWN DUE TO DETONATION.
07/23/2016	2253	0.0	Forced	Maintenance	0	12	ENGINE SHUTDOWN DUE TO DETONATION.
07/23/2016	2306	0.0	Forced	Maintenance	0	23	ENGINE SHUTDOWN DUE TO DETONATION.

Production Management Reporting System



East Kentucky Power

Appendix B

From: May 1, 2016 thru October 31, 2016

ITEM NO. 14
Page 34 of 57

Bavarian Landfill

Unit 001

Date	Time Off/On	Available MW	Forced or Scheduled	Status	Actual		Cause or Reason
					Hours	Minutes	
07/23/2016	2332	0.0	Forced	Maintenance	0	35	ENGINE SHUTDOWN DUE TO DETONATION.
07/24/2016	0011	0.0	Forced	Maintenance	0	18	ENGINE SHUTDOWN DUE TO DETONATION.
07/24/2016	0032	0.0	Forced	Maintenance	0	4	ENGINE SHUTDOWN DUE TO DETONATION.
07/24/2016	0040	0.0	Forced	Maintenance	11	49	ENGINE SHUTDOWN DUE TO DETONATION.
07/24/2016	1232	0.0	Forced	Maintenance	0	4	ENGINE SHUTDOWN DUE TO DETONATION.
07/24/2016	1240	0.0	Forced	Maintenance	0	19	ENGINE SHUTDOWN DUE TO DETONATION.
07/24/2016	1302	0.0	Forced	Maintenance	0	12	ENGINE SHUTDOWN DUE TO DETONATION.
07/24/2016	1624	0.0	Forced	Maintenance	0	1	ENGINE SHUTDOWN DUE TO DETONATION.
08/01/2016	1300	0.0	Scheduled	Maintenance	0	47	ENGINE MAINTENANCE - CHANGE OIL AND FILTERS.
08/02/2016	0814	0.0	Forced	Maintenance	0	8	UTILITY BREAKER 52U OPERATION.
08/05/2016	0353	0.0	Forced	Maintenance	4	32	UTILITY BREAKER 52U OPERATION.
08/05/2016	0843	0.0	Forced	Maintenance	0	4	ENGINE SHUTDOWN DUE TO DETONATION.
08/05/2016	0852	0.0	Forced	Maintenance	0	5	ENGINE SHUTDOWN DUE TO DETONATION.
08/05/2016	0908	0.0	Forced	Maintenance	0	16	ENGINE SHUTDOWN DUE TO DETONATION.
08/05/2016	0940	0.0	Forced	Maintenance	0	4	ENGINE SHUTDOWN DUE TO DETONATION.
08/05/2016	1537	0.0	Forced	Maintenance	2	15	FUEL SKID MAINTENANCE - HIGH LIQUID LEVEL SHUTDOWN.
08/10/2016	1201	0.0	Scheduled	Maintenance	0	32	ELECTRICAL MAINTENANCE - TIE IN NEW MCC.
08/15/2016	0535	0.0	Forced	Maintenance	1	41	UTILITY BREAKER 52U OPERATION CAUSED BY STORMS.
08/15/2016	1242	0.0	Forced	Maintenance	0	15	UTILITY BREAKER 52U OPERATION.
08/16/2016	1335	0.0	Forced	Maintenance	0	18	ENGINE SHUTDOWN DUE TO DETONATION.
08/16/2016	2121	0.0	Forced	Maintenance	9	1	ENGINE SHUTDOWN DUE TO DETONATION.
08/17/2016	1149	0.0	Forced	Maintenance	0	49	ENGINE SHUTDOWN DUE TO DETONATION.
08/17/2016	1448	0.0	Forced	Maintenance	0	5	ENGINE SHUTDOWN DUE TO DETONATION.
08/17/2016	1653	0.0	Forced	Maintenance	0	6	ENGINE SHUTDOWN DUE TO DETONATION.
08/17/2016	1805	0.0	Forced	Maintenance	45	29	ENGINE MAINTENANCE - REPLACE RIGHT HAND REAR CAMSHAFT.
08/23/2016	0832	0.0	Scheduled	Maintenance	6	10	SUBSTATION MAINTENANCE - TRANSFORMER TESTING.
09/04/2016	2202	0.0	Forced	Maintenance	0	36	ENGINE SHUTDOWN DUE TO DETONATION.
09/06/2016	0655	0.0	Scheduled	Maintenance	9	32	SUBSTATION MAINTENANCE - TRANSFORMER TIE IN FOR PLANT EXPANSION.
09/08/2016	1019	0.0	Forced	Maintenance	0	2	ENGINE SHUTDOWN DUE TO DETONATION.
09/08/2016	1446	0.0	Forced	Maintenance	0	9	ENGINE SHUTDOWN DUE TO DETONATION.
09/13/2016	1354	0.0	Scheduled	Maintenance	0	49	ENGINE MAINTENANCE - CHANGE OIL AND FILTERS.
09/14/2016	0839	0.0	Scheduled	Maintenance	5	7	ENGINE MAINTENANCE - PLANT SHUTDOWN FOR REMOVING NO. 4 ENGINE.
09/17/2016	0415	0.0	Forced	Maintenance	1	9	ENGINE SHUTDOWN DUE TO DETONATION.
09/22/2016	1122	0.0	Scheduled	Maintenance	4	28	ENGINE MAINTENANCE - CHANGE SPARK PLUGS AND ADJUST VALVES.

Production Management Reporting System



East Kentucky Power

Appendix B

From: May 1, 2016 thru October 31, 2016

ITEM NO. 14
Page 35 of 57

Bavarian Landfill

Unit 001

Date	Time Off/On	Available MW	Forced or Scheduled	Status	Actual		Cause or Reason
					Hours	Minutes	
10/12/2016	1618	0.0	Forced	Maintenance	0	3	ENGINE SHUTDOWN DUE TO DETONATION.
10/17/2016	0911	0.0	Scheduled	Maintenance	0	31	ENGINE MAINTENANCE - CHANGE OIL AND FILTERS.
10/20/2016	0008	0.0	Forced	Maintenance	1	37	ENGINE SHUTDOWN DUE TO DETONATION.

Production Management Reporting System



East Kentucky Power

Appendix B

From: May 1, 2016 thru October 31, 2016

ITEM NO. 14
Page 36 of 57

Bavarian Landfill

Unit 002

Date	Time Off/On	Available MW	Forced or Scheduled	Status	Actual		Cause or Reason
					Hours	Minutes	
05/12/2016	1121	0.0	Forced	Fuel Outage	0	5	RESERVED SHUTDOWN STATE DUE TO FUEL SUPPLY.
05/19/2016	1652	0.0	Forced	Maintenance	0	3	ENGINE SHUTDOWN DUE TO DETONATION.
05/19/2016	2305	0.0	Forced	Maintenance	1	14	ENGINE SHUTDOWN DUE TO DETONATION - CHANGE IN GAS QUALITY DUE TO NO. 3 SHUTDOWN.
05/22/2016	1515	0.0	Forced	Maintenance	1	42	ENGINE SHUTDOWN DUE TO DETONATION.
05/25/2016	2002	0.0	Forced	Maintenance	0	40	ENGINE SHUTDOWN DUE TO DETONATION - CHANGE IN GAS QUALITY DUE TO NO. 4 SHUTDOWN.
06/06/2016	1150	0.0	Scheduled	Maintenance	2	3	ENGINE MAINTENANCE - CHANGE OIL, FILTERS, PLUGS, AND ADJUST VALVES.
06/10/2016	0247	0.0	Forced	Maintenance	3	48	ENGINE SHUTDOWN DUE TO DETONATION.
06/10/2016	0718	0.0	Forced	Maintenance	0	27	ENGINE SHUTDOWN DUE TO DETONATION.
06/10/2016	0815	0.0	Forced	Maintenance	0	1	ENGINE SHUTDOWN DUE TO DETONATION.
06/10/2016	0830	0.0	Forced	Maintenance	3	15	ENGINE MAINTENANCE - CHANGE NO. 6 CYLINDER HEAD DUE TO BURNT VALVE.
06/10/2016	1222	0.0	Forced	Maintenance	0	16	ENGINE SHUTDOWN DUE TO DETONATION.
06/10/2016	1249	0.0	Forced	Maintenance	0	8	ENGINE SHUTDOWN DUE TO DETONATION.
06/10/2016	1313	0.0	Forced	Maintenance	1	53	ENGINE MAINTENANCE - REPLACE ACTUATOR.
06/10/2016	1646	0.0	Forced	Maintenance	4	12	ENGINE SHUTDOWN DUE TO DETONATION.
06/12/2016	0510	0.0	Forced	Maintenance	1	21	ENGINE SHUTDOWN DUE TO DETONATION.
06/12/2016	1443	0.0	Forced	Maintenance	2	55	ENGINE SHUTDOWN DUE TO DETONATION.
06/12/2016	2305	0.0	Forced	Maintenance	8	1	ENGINE SHUTDOWN DUE TO DETONATION.
06/13/2016	1056	0.0	Forced	Maintenance	0	17	GENERATOR PROTECTIVE RELAY FAULT - DIRECTIONAL POWER SHUTDOWN.
06/14/2016	1102	0.0	Forced	Maintenance	1	13	ENGINE SHUTDOWN DUE TO DETONATION.
06/14/2016	1232	0.0	Forced	Maintenance	0	4	ENGINE SHUTDOWN DUE TO DETONATION.
06/14/2016	1239	0.0	Forced	Maintenance	0	3	ENGINE SHUTDOWN DUE TO DETONATION.
06/17/2016	1601	0.0	Forced	Maintenance	4	44	ENGINE SHUTDOWN DUE TO DETONATION.
06/18/2016	0402	0.0	Forced	Maintenance	53	56	ENGINE SHUTDOWN DUE TO DETONATION - REPLACE WASTE GATE.
06/20/2016	1844	0.0	Forced	Maintenance	1	17	ENGINE SHUTDOWN DUE TO DETONATION.
06/24/2016	1144	0.0	Forced	Maintenance	2	39	ENGINE SHUTDOWN DUE TO DETONATION.
06/25/2016	1610	0.0	Forced	Maintenance	5	11	ENGINE SHUTDOWN DUE TO DETONATION.
06/26/2016	0041	0.0	Forced	Maintenance	6	7	ENGINE SHUTDOWN DUE TO DETONATION.
06/29/2016	1645	0.0	Forced	Maintenance	5	6	ENGINE SHUTDOWN DUE TO DETONATION.
07/01/2016	0146	0.0	Forced	Maintenance	4	56	ENGINE SHUTDOWN DUE TO DETONATION.
07/04/2016	1022	0.0	Forced	Maintenance	2	37	ENGINE SHUTDOWN DUE TO DETONATION.
07/06/2016	0625	0.0	Scheduled	Maintenance	10	23	ENGINE MAINTENANCE - TOP END OVERHAUL.
07/07/2016	1444	0.0	Forced	Maintenance	0	2	ENGINE SHUTDOWN DUE TO DETONATION.
07/07/2016	1448	0.0	Scheduled	Maintenance	0	12	ENGINE MAINTENANCE - ADJUST NO. 7 VALVES.

Production Management Reporting System



East Kentucky Power

Appendix B

From: May 1, 2016 thru October 31, 2016

ITEM NO. 14
Page 37 of 57

Bavarian Landfill

Unit 002

Date	Time Off/On	Available MW	Forced or Scheduled	Status	Actual		Cause or Reason
					Hours	Minutes	
07/08/2016	1217	0.0	Forced	Maintenance	0	25	ENGINE SHUTDOWN DUE TO DETONATION - REPLACE DETONATION SENSORS.
07/23/2016	1702	0.0	Forced	Maintenance	4	2	GENERATOR PROTECTIVE RELAY FAULT - DIRECTIONAL POWER SHUTDOWN.
07/26/2016	1110	0.0	Forced	Maintenance	0	3	GENERATOR PROTECTIVE RELAY FAULT - DIRECTIONAL POWER SHUTDOWN.
07/26/2016	1628	0.0	Scheduled	Maintenance	0	33	ENGINE MAINTENANCE - CHANGE OIL AND FILTERS.
08/02/2016	0814	0.0	Forced	Maintenance	0	6	UTILITY BREAKER 52U OPERATION.
08/05/2016	0353	0.0	Forced	Maintenance	4	43	UTILITY BREAKER 52U OPERATION.
08/05/2016	0912	0.0	Forced	Maintenance	0	4	GENERATOR PROTECTIVE RELAY FAULT - DIRECTIONAL POWER SHUTDOWN.
08/05/2016	1537	0.0	Forced	Maintenance	2	14	FUEL SKID MAINTENANCE - HIGH LIQUID LEVEL SHUTDOWN.
08/10/2016	1201	0.0	Scheduled	Maintenance	0	33	ELECTRICAL MAINTENANCE - TIE IN NEW MCC.
08/15/2016	0535	0.0	Forced	Maintenance	1	40	UTILITY BREAKER 52U OPERATION CAUSED BY STORMS.
08/15/2016	1242	0.0	Forced	Maintenance	0	15	UTILITY BREAKER 52U OPERATION.
08/16/2016	1128	0.0	Forced	Maintenance	0	10	ENGINE MAINTENANCE - REPLACE NO. 3 AND NO. 13 SPARK PLUG.
08/23/2016	0832	0.0	Scheduled	Maintenance	6	10	SUBSTATION MAINTENANCE - TRANSFORMER TESTING.
08/30/2016	0828	0.0	Scheduled	Maintenance	2	2	ENGINE MAINTENANCE - CHANGE OIL, FILTERS, PLUGS, AND ADJUST VALVES.
08/30/2016	1153	0.0	Forced	Maintenance	0	4	ENGINE SHUTDOWN DUE TO DETONATION.
09/04/2016	2219	0.0	Forced	Maintenance	0	19	ENGINE SHUTDOWN DUE TO DETONATION.
09/06/2016	0655	0.0	Scheduled	Maintenance	9	41	SUBSTATION MAINTENANCE - TRANSFORMER TIE IN FOR PLANT EXPANSION.
09/06/2016	1732	0.0	Forced	Maintenance	12	45	ENGINE MAINTENANCE - REPLACE OIL FILTER HOUSING CAP.
09/08/2016	1447	0.0	Forced	Maintenance	0	12	ENGINE SHUTDOWN DUE TO DETONATION.
09/14/2016	0839	0.0	Scheduled	Maintenance	5	8	ENGINE MAINTENANCE - PLANT SHUTDOWN FOR REMOVING NO. 4 ENGINE.
09/17/2016	0426	0.0	Forced	Maintenance	0	57	ENGINE SHUTDOWN DUE TO DETONATION.
10/10/2016	0749	0.0	Scheduled	Maintenance	0	32	ENGINE MAINTENANCE - CHANGE OIL AND FILTERS.
10/12/2016	1618	0.0	Forced	Maintenance	0	4	ENGINE SHUTDOWN DUE TO DETONATION.
10/17/2016	1024	0.0	Scheduled	Maintenance	1	45	ENGINE MAINTENANCE - CHANGE SPARK PLUGS AND ADJUST VALVES.

Production Management Reporting System



East Kentucky Power

Appendix B

From: May 1, 2016 thru October 31, 2016

ITEM NO. 14
Page 38 of 57

Bavarian Landfill

Unit 003

Date	Time Off/On	Available MW	Forced or Scheduled	Status	Actual		Cause or Reason
					Hours	Minutes	
05/10/2016	0847	0.0	Scheduled	Maintenance	6	40	ENGINE MAINTENANCE - CHANGE OIL, FILTERS, PLUGS, AND ADJUST VALVES.
05/12/2016	1121	0.0	Forced	Fuel Outage	0	11	RESERVED SHUTDOWN STATE DUE TO FUEL SUPPLY.
05/19/2016	2221	0.0	Forced	Maintenance	33	16	ENGINE MAINTENANCE - REPLACE CYLINDER PACK AND CYLINDER HEAD DUE TO DROPPED VALVE.
06/07/2016	1020	0.0	Scheduled	Maintenance	2	56	ENGINE MAINTENANCE - INSTALL OIL LINES ON CYLINDER HEADS.
06/10/2016	1723	0.0	Forced	Maintenance	2	4	ENGINE SHUTDOWN DUE TO DETONATION.
06/12/2016	1604	0.0	Forced	Maintenance	1	35	ENGINE SHUTDOWN DUE TO DETONATION.
06/13/2016	1056	0.0	Forced	Maintenance	0	22	GENERATOR PROTECTIVE RELAY FAULT - DIRECTIONAL POWER SHUTDOWN.
06/27/2016	0859	0.0	Scheduled	Maintenance	0	40	ENGINE MAINTENANCE - CHANGE OIL AND FILTERS.
06/29/2016	1245	0.0	Forced	Maintenance	0	37	ENGINE MAINTENANCE - REPLACE COOLANT LINE ON TURBO.
06/30/2016	1443	0.0	Scheduled	Maintenance	0	50	ENGINE MAINTENANCE - CHANGE PLUGS AND ADJUST VALVES.
07/23/2016	1702	0.0	Forced	Maintenance	4	1	GENERATOR PROTECTIVE RELAY FAULT - DIRECTIONAL POWER SHUTDOWN.
08/02/2016	0814	0.0	Forced	Maintenance	0	7	UTILITY BREAKER 52U OPERATION.
08/05/2016	0353	0.0	Forced	Maintenance	4	57	UTILITY BREAKER 52U OPERATION.
08/05/2016	1537	0.0	Forced	Maintenance	2	22	FUEL SKID MAINTENANCE - HIGH LIQUID LEVEL SHUTDOWN.
08/09/2016	1100	0.0	Scheduled	Maintenance	1	32	ENGINE MAINTENANCE - CHANGE OIL, FILTERS, PLUGS, AND ADJUST VALVES.
08/10/2016	1201	0.0	Scheduled	Maintenance	0	34	ELECTRICAL MAINTENANCE - TIE IN NEW MCC.
08/11/2016	0952	0.0	Forced	Maintenance	0	9	ENGINE MAINTENANCE - CHANGE NO. 1 SPARK PLUG.
08/11/2016	1113	0.0	Forced	Maintenance	0	16	ENGINE MAINTENANCE - CHANGE NO. 1 SPARK TRANSFORMER.
08/12/2016	1646	0.0	Forced	Maintenance	0	14	ENGINE MAINTENANCE - REPLACE LEAKING VALVE COVER GASKET.
08/15/2016	0535	0.0	Forced	Maintenance	1	40	UTILITY BREAKER 52U OPERATION CAUSED BY STORMS.
08/15/2016	1242	0.0	Forced	Maintenance	0	15	UTILITY BREAKER 52U OPERATION.
08/16/2016	1335	0.0	Forced	Maintenance	0	19	ENGINE SHUTDOWN DUE TO DETONATION.
08/23/2016	0832	0.0	Scheduled	Maintenance	6	10	SUBSTATION MAINTENANCE - TRANSFORMER TESTING.
08/30/2016	0742	0.0	Forced	Maintenance	0	45	ENGINE MAINTENANCE - REPAIR COOLANT LEAK.
09/01/2016	0750	0.0	Forced	Maintenance	0	10	ENGINE MAINTENANCE - REPLACE NO. 7 SPARK PLUG.
09/01/2016	0808	0.0	Forced	Maintenance	3	29	ENGINE MAINTENANCE - REPLACE NO. 7 CYLINDER HEAD DUE TO BURNT VALVE.

Production Management Reporting System



East Kentucky Power

Appendix B

From: May 1, 2016 thru October 31, 2016

**ITEM NO. 14
Page 39 of 57**

Bavarian Landfill

Unit 003

Date	Time Off/On	Available MW	Forced or Scheduled	Status	Actual		Cause or Reason
					Hours	Minutes	
09/04/2016	2104	0.0	Forced	Maintenance	1	34	ENGINE SHUTDOWN DUE TO DETONATION.
09/06/2016	0655	0.0	Scheduled	Maintenance	9	32	SUBSTATION MAINTENANCE - TRANSFORMER TIE IN FOR PLANT EXPANSION.
09/08/2016	1420	0.0	Forced	Maintenance	0	39	ENGINE SHUTDOWN DUE TO DETONATION.
09/14/2016	0839	0.0	Scheduled	Maintenance	5	14	ENGINE MAINTENANCE - PLANT SHUTDOWN FOR REMOVING NO. 4 ENGINE.
09/14/2016	1613	0.0	Forced	Maintenance	0	12	ENGINE MAINTENANCE - RESET AIR FUEL RATIO CONTROLLER.
09/17/2016	0401	0.0	Forced	Maintenance	1	22	ENGINE MAINTENANCE - OIL TEMPERATURE SENSOR FAULT.
09/19/2016	0510	0.0	Forced	Maintenance	10	13	ENGINE MAINTENANCE - REPLACE NO. 14 CYLINDER HEAD AND OIL TEMPERATURE SENSOR WIRING.
10/10/2016	0822	0.0	Forced	Maintenance	0	50	ENGINE MAINTENANCE - CHANGE NO. 3 AND NO. 5 SPARK PLUG.
10/12/2016	1617	0.0	Forced	Maintenance	0	5	ENGINE SHUTDOWN DUE TO DETONATION.
10/20/2016	0008	0.0	Forced	Maintenance	1	37	ENGINE SHUTDOWN DUE TO DETONATION.

Production Management Reporting System



East Kentucky Power

Appendix B

From: May 1, 2016 thru October 31, 2016

ITEM NO. 14
Page 40 of 57

Bavarian Landfill

Unit 004

Date	Time Off/On	Available MW	Forced or Scheduled	Status	Actual		Cause or Reason
					Hours	Minutes	
05/02/2016	1106	0.0	Scheduled	Maintenance	0	13	ENGINE MAINTENANCE - REPLACE ACTUATOR PLATE.
05/12/2016	1011	0.0	Scheduled	Maintenance	6	10	ENGINE MAINTENANCE - CHANGE OIL, FILTERS, PLUGS, AND ADJUST VALVES.
05/13/2016	0230	0.0	Forced	Maintenance	1	22	GENERATOR PROTECTIVE RELAY FAULT - SHUTDOWN DUE TO DIRECTIONAL POWER.
05/25/2016	1633	0.0	Forced	Fuel Outage	0	58	RESERVED SHUTDOWN STATE DUE TO FUEL SUPPLY.
05/25/2016	1934	0.0	Forced	Maintenance	1	11	GENERATOR PROTECTIVE RELAY FAULT - SHUTDOWN DUE TO DIRECTIONAL POWER.
05/27/2016	1109	0.0	Scheduled	Maintenance	0	16	ENGINE MAINTENANCE - CHANGE RELAY ON AIR FUEL RATIO CONTROLS.
06/10/2016	1716	0.0	Forced	Maintenance	2	19	ENGINE SHUTDOWN DUE TO DETONATION.
06/12/2016	1621	0.0	Forced	Maintenance	1	17	ENGINE SHUTDOWN DUE TO DETONATION.
06/13/2016	1056	0.0	Forced	Maintenance	0	16	GENERATOR PROTECTIVE RELAY FAULT - DIRECTIONAL POWER SHUTDOWN.
06/20/2016	1018	0.0	Scheduled	Maintenance	0	25	ENGINE MAINTENANCE - CHANGE OIL AND FILTERS.
06/29/2016	1322	0.0	Forced	Maintenance	0	21	ENGINE MAINTENANCE - CHANGE NO. 3 SPARK PLUG.
07/11/2016	1050	0.0	Scheduled	Maintenance	1	22	ENGINE MAINTENANCE - CHANGE SPARK PLUGS AND ADJUST VALVES.
07/23/2016	1702	0.0	Forced	Maintenance	4	3	GENERATOR PROTECTIVE RELAY FAULT - DIRECTIONAL POWER SHUTDOWN.
07/23/2016	2105	0.0	Forced	Maintenance	155	7	ENGINE MAINTENANCE - REPLACE CYLINDER PACK AND DO TOP END CLEAN UP.
08/02/2016	0814	0.0	Forced	Maintenance	0	5	UTILITY BREAKER 52U OPERATION.
08/05/2016	0353	0.0	Forced	Maintenance	4	47	UTILITY BREAKER 52U OPERATION.
08/05/2016	1537	0.0	Forced	Maintenance	2	19	FUEL SKID MAINTENANCE - HIGH LIQUID LEVEL SHUTDOWN.
08/10/2016	1201	0.0	Scheduled	Maintenance	0	32	ELECTRICAL MAINTENANCE - TIE IN NEW MCC.
08/15/2016	0535	0.0	Forced	Maintenance	1	40	UTILITY BREAKER 52U OPERATION CAUSED BY STORMS.
08/15/2016	0726	0.0	Forced	Maintenance	0	7	RADIATOR MAINTENANCE - HIGH TEMPERATURE SHUTDOWN. RADIATOR DID NOT START.
08/15/2016	1242	0.0	Forced	Maintenance	0	15	UTILITY BREAKER 52U OPERATION.
08/17/2016	1647	0.0	Forced	Maintenance	1	40	GENERATOR MAINTENANCE - REPLACE TRANSFORMER.
08/23/2016	0832	0.0	Scheduled	Maintenance	6	9	SUBSTATION MAINTENANCE - TRANSFORMER TESTING.
08/30/2016	1830	0.0	Scheduled	Maintenance	0	18	ENGINE MAINTENANCE - CHANGE OIL AND FILTERS.
09/06/2016	0655	0.0	Scheduled	Maintenance	9	31	SUBSTATION MAINTENANCE - TRANSFORMER TIE IN FOR PLANT EXPANSION.

Production Management Reporting System



East Kentucky Power

Appendix B

From: May 1, 2016 thru October 31, 2016

**ITEM NO. 14
Page 41 of 57**

Bavarian Landfill

Unit 004

Date	Time Off/On	Available MW	Forced or Scheduled	Status	Actual		Cause or Reason
					Hours	Minutes	
09/08/2016	1449	0.0	Forced	Maintenance	0	16	ENGINE SHUTDOWN DUE TO DETONATION.
09/12/2016	0818	0.0	Scheduled	Maintenance	102	44	ENGINE MAINTENANCE - MAJOR OVERHAUL.
09/16/2016	1507	0.0	Scheduled	Maintenance	0	18	ENGINE MAINTENANCE - STARTUP TESTING SHUTDOWNS.
09/27/2016	0937	0.0	Forced	Maintenance	0	18	ENGINE SHUTDOWN DUE TO DETONATION.
09/27/2016	1030	0.0	Scheduled	Maintenance	0	20	ENGINE MAINTENANCE - INSPECTING LOAD SENSOR.
09/27/2016	1055	0.0	Scheduled	Maintenance	2	24	ENGINE MAINTENANCE - INSPECTING AND TESTING LOAD SENSOR WIRING HARNESS.
10/17/2016	0943	0.0	Scheduled	Maintenance	0	39	ENGINE MAINTENANCE - CHANGE OIL AND FILTERS.
10/26/2016	0831	0.0	Forced	Maintenance	4	59	GENERATOR MAINTENANCE - REPAIR GENERATOR WIRING.

Production Management Reporting System



East Kentucky Power

Appendix B

From: May 1, 2016 thru October 31, 2016

ITEM NO. 14
Page 42 of 57

Bavarian Landfill

Unit 005

Date	Time Off/On	Available MW	Forced or Scheduled	Status	Actual		Cause or Reason
					Hours	Minutes	
09/07/2016	1938	0.0	Scheduled	Maintenance	13	3	ENGINE MAINTENANCE - START UP TESTING.
09/08/2016	0853	0.0	Scheduled	Maintenance	0	13	ENGINE MAINTENANCE - START UP TESTING.
09/08/2016	0908	0.0	Scheduled	Maintenance	0	2	ENGINE MAINTENANCE - START UP TESTING.
09/08/2016	0911	0.0	Scheduled	Maintenance	0	4	ENGINE MAINTENANCE - START UP TESTING.
09/08/2016	0934	0.0	Scheduled	Maintenance	0	8	ENGINE MAINTENANCE - START UP TESTING.
09/08/2016	0949	0.0	Scheduled	Maintenance	0	22	ENGINE MAINTENANCE - START UP TESTING.
09/08/2016	1022	0.0	Scheduled	Maintenance	0	2	ENGINE MAINTENANCE - START UP TESTING.
09/08/2016	1029	0.0	Scheduled	Maintenance	0	1	ENGINE MAINTENANCE - START UP TESTING.
09/08/2016	1236	0.0	Scheduled	Maintenance	0	11	ENGINE MAINTENANCE - START UP TESTING.
09/08/2016	1250	0.0	Scheduled	Maintenance	3	14	ENGINE MAINTENANCE - START UP TESTING.
09/08/2016	1652	0.0	Scheduled	Maintenance	16	27	ENGINE MAINTENANCE - START UP TESTING.
09/09/2016	0932	0.0	Scheduled	Maintenance	0	24	ENGINE MAINTENANCE - START UP TESTING.
09/09/2016	1032	0.0	Scheduled	Maintenance	0	18	ENGINE MAINTENANCE - START UP TESTING.
09/09/2016	1209	0.0	Scheduled	Maintenance	0	17	ENGINE MAINTENANCE - START UP TESTING.
09/09/2016	1329	0.0	Scheduled	Maintenance	0	49	ENGINE MAINTENANCE - START UP TESTING.
09/09/2016	1523	0.0	Scheduled	Maintenance	0	11	ENGINE MAINTENANCE - START UP TESTING.
09/09/2016	1845	0.0	Scheduled	Maintenance	0	5	ENGINE MAINTENANCE - START UP TESTING.
09/09/2016	2021	0.0	Scheduled	Maintenance	13	48	ENGINE MAINTENANCE - START UP TESTING.
09/10/2016	1102	0.0	Scheduled	Maintenance	0	35	ENGINE MAINTENANCE - START UP TESTING.
09/10/2016	1247	0.0	Scheduled	Maintenance	0	5	ENGINE MAINTENANCE - START UP TESTING.
09/10/2016	1320	0.0	Scheduled	Maintenance	0	10	ENGINE MAINTENANCE - START UP TESTING.
09/10/2016	1347	0.0	Scheduled	Maintenance	0	14	ENGINE MAINTENANCE - START UP TESTING.
09/10/2016	1427	0.0	Scheduled	Maintenance	0	1	ENGINE MAINTENANCE - START UP TESTING.
09/10/2016	1624	0.0	Scheduled	Maintenance	0	25	ENGINE MAINTENANCE - START UP TESTING.
09/10/2016	1744	0.0	Scheduled	Maintenance	0	13	ENGINE MAINTENANCE - START UP TESTING.
09/10/2016	1819	0.0	Scheduled	Maintenance	0	22	ENGINE MAINTENANCE - START UP TESTING.
09/12/2016	0814	0.0	Scheduled	Maintenance	0	25	FUEL SKID MAINTENANCE - INSPECT OIL PUMP.
09/12/2016	1739	0.0	Scheduled	Maintenance	0	8	FUEL SKID MAINTENANCE - INSPECT OIL PUMP.
09/12/2016	1758	0.0	Scheduled	Maintenance	1	22	FUEL SKID MAINTENANCE - INSPECT OIL PUMP.
09/14/2016	1304	0.0	Scheduled	Maintenance	2	22	ENGINE MAINTENANCE - TESTING AND TUNING.
09/16/2016	0909	0.0	Scheduled	Maintenance	0	57	FUEL SKID MAINTENANCE - INSPECT OIL PUMP.
09/19/2016	0708	0.0	Scheduled	Maintenance	51	42	ENGINE MAINTENANCE - INSTALL SILENCER INSULATION.
09/23/2016	0953	0.0	Scheduled	Maintenance	0	19	ENGINE MAINTENANCE - TESTING AND TUNING.
09/29/2016	1028	0.0	Scheduled	Maintenance	0	2	ENGINE MAINTENANCE - TESTING AND TUNING.
09/29/2016	1151	0.0	Forced	Maintenance	0	39	FUEL SKID MAINTENANCE - LOSS OF AIR PRESSURE. INSTALL DRAIN ON AIR DRYER.

Production Management Reporting System



East Kentucky Power

Appendix B

From: May 1, 2016 thru October 31, 2016

**ITEM NO. 14
Page 43 of 57**

Bavarian Landfill

Unit 005

Date	Time Off/On	Available MW	Forced or Scheduled	Status	Actual		Cause or Reason
					Hours	Minutes	
10/09/2016	1957	0.0	Scheduled	Maintenance	42	2	ENGINE MAINTENANCE - INSTALL NEW THROTTLE ASSEMBLY.
10/11/2016	1411	0.0	Scheduled	Maintenance	0	4	ENGINE MAINTENANCE - TESTING AND TUNING.
10/11/2016	1432	0.0	Scheduled	Maintenance	0	6	ENGINE MAINTENANCE - TESTING AND TUNING.
10/12/2016	0815	0.0	Scheduled	Maintenance	3	38	ENGINE MAINTENANCE - CHANGE OIL, FILTERS, PLUGS, AND ADJUST VALVES.
10/12/2016	1534	0.0	Scheduled	Maintenance	1	19	ELECTRICAL MAINTENANCE - INSTALL METER IN SWITCHGEAR.
10/14/2016	0717	0.0	Forced	Maintenance	0	31	FUEL SKID MAINTENANCE - HIGH LIQUID LEVEL SHUTDOWN.
10/14/2016	1141	0.0	Forced	Maintenance	0	12	FUEL SKID MAINTENANCE - LOW AIR PRESSURE SHUTDOWN.
10/15/2016	1546	0.0	Forced	Maintenance	3	51	ENGINE MAINTENANCE - LOW COOLANT PRESSURE SHUTDOWN.
10/19/2016	2355	0.0	Forced	Maintenance	1	37	ENGINE MAINTENANCE - LOW FUEL PRESSURE SHUTDOWN.
10/20/2016	1004	0.0	Scheduled	Maintenance	1	30	ENGINE MAINTENANCE - REPLACE O-RING ON WATER MANIFOLD.
10/20/2016	1226	0.0	Forced	Maintenance	0	31	FUEL SKID MAINTENANCE - ADJUST FUEL SKID BELTS.
10/22/2016	0211	0.0	Forced	Maintenance	5	21	FUEL SKID MAINTENANCE - ADJUST FUEL SKID BELTS.
10/22/2016	0802	0.0	Forced	Maintenance	0	14	FUEL SKID MAINTENANCE - ADJUST FUEL SKID BELTS.
10/24/2016	1459	0.0	Scheduled	Maintenance	1	32	ENGINE MAINTENANCE.
10/24/2016	1641	0.0	Scheduled	Maintenance	0	46	ENGINE MAINTENANCE.
10/24/2016	1850	0.0	Scheduled	Maintenance	13	57	ENGINE MAINTENANCE.
10/25/2016	1203	0.0	Scheduled	Maintenance	155	57	ENGINE MAINTENANCE.

Production Management Reporting System



East Kentucky Power

Appendix B

From: May 1, 2016 thru October 31, 2016

ITEM NO. 14
Page 44 of 57

Hardin Co. Landfill

Unit 001

Date	Time Off/On	Available MW	Forced or Scheduled	Status	Actual		Cause or Reason
					Hours	Minutes	
05/01/2016	0000	0.0	Forced	Fuel Outage	744	0	RESERVED SHUTDOWN STATE DUE TO FUEL SUPPLY.
07/01/2016	0000	0.0	Forced	Fuel Outage	744	0	RESERVED SHUTDOWN STATE DUE TO FUEL SUPPLY.
08/01/2016	0000	0.0	Forced	Fuel Outage	744	0	RESERVED SHUTDOWN STATE DUE TO FUEL SUPPLY.
09/01/2016	0000	0.0	Forced	Fuel Outage	720	0	RESERVED SHUTDOWN STATE DUE TO FUEL SUPPLY.
10/01/2016	0000	0.0	Forced	Fuel Outage	744	0	RESERVED SHUTDOWN STATE DUE TO FUEL SUPPLY.

Production Management Reporting System



East Kentucky Power

Appendix B

From: May 1, 2016 thru October 31, 2016

ITEM NO. 14

Page 45 of 57

Hardin Co. Landfill

Unit 002

Date	Time Off/On	Available MW	Forced or Scheduled	Status	Actual		Cause or Reason
					Hours	Minutes	
05/02/2016	1005	0.0	Scheduled	Maintenance	0	42	ENGINE MAINTENANCE - CHANGE OIL AND FILTERS.
05/05/2016	1555	0.0	Forced	Maintenance	0	9	ENGINE MAINTENANCE - DETONATION.
05/06/2016	0910	0.0	Forced	Maintenance	0	10	ENGINE MAINTENANCE - DETONATION.
05/06/2016	1331	0.0	Forced	Fuel Outage	118	11	RESERVED SHUTDOWN STATE DUE TO FUEL SUPPLY.
05/12/2016	1031	0.0	Scheduled	Maintenance	2	31	ENGINE MAINTENANCE.
05/17/2016	1256	0.0	Scheduled	Maintenance	0	40	ENGINE MAINTENANCE - CHANGE OIL AND FILTERS.
05/23/2016	1300	0.0	Scheduled	Maintenance	2	5	RADIATOR MAINTENANCE - FLUSH AND CLEAN.
05/23/2016	1517	0.0	Forced	Maintenance	2	33	ENGINE SHUTDOWN DUE TO DETONATION.
05/23/2016	1752	0.0	Forced	Maintenance	0	8	ENGINE SHUTDOWN DUE TO DETONATION.
05/24/2016	0831	0.0	Forced	Maintenance	5	45	ENGINE MAINTENANCE - REPLACED TWO HEADS.
05/26/2016	1021	0.0	Scheduled	Maintenance	1	0	RADIATOR MAINTENANCE - FLUSH AND CLEAN.
05/31/2016	0900	0.0	Scheduled	Maintenance	2	19	RADIATOR MAINTENANCE - FLUSH AND CLEAN.
06/01/2016	0954	0.0	Scheduled	Maintenance	169	58	RADIATOR MAINTENANCE FLUSH AND CLEAN.
06/09/2016	1119	0.0	Forced	Maintenance	1	12	GENERATOR PROTECTIVE RELAY FAULT - DIRECTIONAL POWER FAULT.
06/14/2016	1652	0.0	Forced	Maintenance	3	15	UTILITY BREAKER 52U OPERATION CAUSED BY STORMS.
06/17/2016	0954	0.0	Scheduled	Maintenance	1	4	RADIATOR MAINTENANCE - FLUSH AND CLEAN.
06/22/2016	0900	0.0	Forced	Fuel Outage	22	40	RESERVED SHUTDOWN STATE DUE TO FUEL SUPPLY.
06/28/2016	0755	0.0	Forced	Fuel Outage	64	5	RESERVED SHUTDOWN STATE DUE TO FUEL SUPPLY.
07/01/2016	0000	0.0	Forced	Fuel Outage	156	4	RESERVED SHUTDOWN STATE DUE TO FUEL SUPPLY.
07/12/2016	1330	0.0	Forced	Maintenance	0	13	GENERATOR PROTECTIVE RELAY FAULT - DIRECTIONAL POWER FAULT.
07/15/2016	0900	0.0	Scheduled	Maintenance	1	28	RADIATOR MAINTENANCE - FLUSH RADIATOR.
07/19/2016	1036	0.0	Forced	Maintenance	2	11	GENERATOR PROTECTIVE RELAY FAULT - DIRECTIONAL POWER FAULT.
07/20/2016	1127	0.0	Forced	Maintenance	1	25	GENERATOR PROTECTIVE RELAY FAULT - DIRECTIONAL POWER FAULT.
07/21/2016	0005	0.0	Forced	Maintenance	8	55	GENERATOR PROTECTIVE RELAY FAULT - DIRECTIONAL POWER FAULT.
07/25/2016	0823	0.0	Forced	Fuel Outage	72	51	RESERVED SHUTDOWN STATE DUE TO FUEL SUPPLY.
07/28/2016	0920	0.0	Forced	Maintenance	0	10	GENERATOR PROTECTIVE RELAY FAULT - DIRECTIONAL POWER FAULT.

Production Management Reporting System



East Kentucky Power

Appendix B

From: May 1, 2016 thru October 31, 2016

ITEM NO. 14
Page 46 of 57

Hardin Co. Landfill

Unit 002

Date	Time Off/On	Available MW	Forced or Scheduled	Status	Actual		Cause or Reason
					Hours	Minutes	
07/28/2016	1539	0.0	Forced	Maintenance	0	11	GENERATOR PROTECTIVE RELAY FAULT - DIRECTIONAL POWER FAULT.
07/29/2016	0355	0.0	Forced	Maintenance	4	17	GENERATOR PROTECTIVE RELAY FAULT - DIRECTIONAL POWER FAULT.
07/29/2016	0829	0.0	Forced	Maintenance	0	15	GENERATOR PROTECTIVE RELAY FAULT - DIRECTIONAL POWER FAULT.
07/29/2016	0900	0.0	Forced	Fuel Outage	63	0	RESERVED SHUTDOWN STATE DUE TO FUEL SUPPLY.
08/01/2016	0000	0.0	Forced	Fuel Outage	178	29	RESERVED SHUTDOWN STATE DUE TO FUEL SUPPLY.
08/08/2016	1038	0.0	Forced	Maintenance	0	23	GENERATOR PROTECTIVE RELAY FAULT - DIRECTIONAL POWER FAULT.
08/08/2016	1107	0.0	Forced	Maintenance	0	35	ENGINE SHUTDOWN DUE TO DETONATION.
08/09/2016	0740	0.0	Forced	Maintenance	0	14	GENERATOR PROTECTIVE RELAY FAULT - DIRECTIONAL POWER FAULT.
08/13/2016	1825	0.0	Forced	Maintenance	1	12	GENERATOR PROTECTIVE RELAY FAULT - DIRECTIONAL POWER FAULT.
08/13/2016	2219	0.0	Forced	Maintenance	10	41	GENERATOR PROTECTIVE RELAY FAULT - DIRECTIONAL POWER FAULT.
08/17/2016	0849	0.0	Forced	Maintenance	22	59	GENERATOR PROTECTIVE RELAY FAULT - DIRECTIONAL POWER FAULT.
08/18/2016	0753	0.0	Forced	Maintenance	3	43	GENERATOR PROTECTIVE RELAY FAULT - DIRECTIONAL POWER FAULT.
08/23/2016	1111	0.0	Scheduled	Maintenance	57	31	ENGINE MAINTENANCE - TOP END.
08/27/2016	1228	0.0	Forced	Maintenance	0	22	ENGINE MAINTENANCE - REPLACED SPARK PLUG.
08/30/2016	1312	0.0	Forced	Maintenance	0	27	GENERATOR PROTECTIVE RELAY FAULT - DIRECTIONAL POWER FAULT.
09/01/2016	1606	0.0	Forced	Fuel Outage	117	6	RESERVED SHUTDOWN STATE DUE TO FUEL SUPPLY.
09/07/2016	0930	0.0	Forced	Maintenance	0	11	GENERATOR PROTECTIVE RELAY FAULT - DIRECTIONAL POWER FAULT.
09/07/2016	1005	0.0	Forced	Maintenance	0	17	GENERATOR PROTECTIVE RELAY FAULT - DIRECTIONAL POWER FAULT.
09/15/2016	1521	0.0	Scheduled	Maintenance	0	21	ENGINE MAINTENANCE - CHANGE OIL AND FILTERS.
09/16/2016	1753	0.0	Forced	Maintenance	12	23	UTILITY BREAKER 52U OPERATION CAUSED BY STORMS.
09/17/2016	0616	0.0	Forced	Fuel Outage	56	23	RESERVED SHUTDOWN STATE DUE TO FUEL SUPPLY.
10/03/2016	1414	0.0	Forced	Fuel Outage	426	46	RESERVED SHUTDOWN STATE DUE TO FUEL SUPPLY.
10/21/2016	1434	0.0	Forced	Maintenance	0	6	GENERATOR PROTECTIVE RELAY FAULT - PHASE UNDERVOLTAGE.

Production Management Reporting System



East Kentucky Power

Appendix B

From: May 1, 2016 thru October 31, 2016

ITEM NO. 14
Page 47 of 57

Hardin Co. Landfill

Unit 003

Date	Time Off/On	Available MW	Forced or Scheduled	Status	Actual		Cause or Reason
					Hours	Minutes	
05/01/2016	0000	0.0	Forced	Fuel Outage	134	3	RESERVED SHUTDOWN STATE DUE TO FUEL SUPPLY.
05/15/2016	1256	0.0	Scheduled	Maintenance	0	40	ENGINE MAINTENANCE - CHANGE OIL AND FILTERS.
06/03/2016	0841	0.0	Scheduled	Maintenance	3	10	ENGINE SHUTDOWN DUE TO DETONATION.
06/14/2016	1652	0.0	Forced	Maintenance	3	21	UTILITY BREAKER 52U OPERATION CAUSED BY STORMS.
06/20/2016	0900	0.0	Scheduled	Maintenance	0	43	ENGINE MAINTENANCE.
06/28/2016	0747	0.0	Forced	Fuel Outage	1	51	RESERVED SHUTDOWN STATE DUE TO FUEL SUPPLY.
07/12/2016	1313	0.0	Forced	Maintenance	0	25	GENERATOR PROTECTIVE RELAY FAULT - DIRECTIONAL POWER FAULT.
07/15/2016	0900	0.0	Scheduled	Maintenance	4	37	ENGINE MAINTENANCE.
07/21/2016	0900	0.0	Scheduled	Maintenance	1	0	ENGINE MAINTENANCE - CHANGE OIL AND FILTERS.
07/25/2016	0916	0.0	Forced	Maintenance	0	10	GENERATOR PROTECTIVE RELAY FAULT - DIRECTIONAL POWER FAULT.
07/28/2016	0015	0.0	Forced	Maintenance	8	19	UTILITY BREAKER 52U OPERATION CAUSED BY STORMS.
07/28/2016	2352	0.0	Forced	Maintenance	8	26	GENERATOR PROTECTIVE RELAY FAULT - DIRECTIONAL POWER FAULT.
08/04/2016	1624	0.0	Forced	Maintenance	2	6	UTILITY BREAKER 52U OPERATION CAUSED BY STORMS.
08/08/2016	1024	0.0	Forced	Maintenance	0	16	GENERATOR PROTECTIVE RELAY FAULT - DIRECTIONAL POWER FAULT.
08/13/2016	1825	0.0	Forced	Maintenance	1	19	GENERATOR PROTECTIVE RELAY FAULT - DIRECTIONAL POWER FAULT.
08/14/2016	0802	0.0	Forced	Maintenance	0	7	ENGINE SHUTDOWN DUE TO DETONATION.
08/14/2016	0816	0.0	Forced	Maintenance	0	9	ENGINE SHUTDOWN DUE TO DETONATION.
08/15/2016	0800	0.0	Forced	Maintenance	0	5	ENGINE SHUTDOWN DUE TO DETONATION.
08/25/2016	1140	0.0	Forced	Maintenance	0	8	RADIATOR MAINTENANCE - REPAIRED DAMAGED WIRING.
08/27/2016	1014	0.0	Forced	Maintenance	1	54	ENGINE SHUTDOWN DUE TO DETONATION.
08/27/2016	1224	0.0	Forced	Fuel Outage	107	36	RESERVED SHUTDOWN STATE DUE TO FUEL SUPPLY.
09/01/2016	0000	0.0	Forced	Fuel Outage	13	0	RESERVED SHUTDOWN STATE DUE TO FUEL SUPPLY.
09/01/2016	1315	0.0	Forced	Maintenance	0	23	ENGINE MAINTENANCE - REPLACED SPARK PLUG.
09/06/2016	1315	0.0	Scheduled	Maintenance	0	55	ENGINE MAINTENANCE - CHANGE OIL AND FILTERS.
09/06/2016	1857	0.0	Forced	Maintenance	14	3	GENERATOR PROTECTIVE RELAY FAULT - DIRECTIONAL POWER FAULT.
09/08/2016	0754	0.0	Forced	Maintenance	1	30	GENERATOR PROTECTIVE RELAY FAULT - DIRECTIONAL POWER FAULT.
09/08/2016	1316	0.0	Forced	Fuel Outage	209	0	RESERVED SHUTDOWN STATE DUE TO FUEL SUPPLY.

Production Management Reporting System



East Kentucky Power

Appendix B

From: May 1, 2016 thru October 31, 2016

ITEM NO. 14
Page 48 of 57

Hardin Co. Landfill

Unit 003

Date	Time Off/On	Available MW	Forced or Scheduled	Status	Actual		Cause or Reason
					Hours	Minutes	
09/19/2016	1438	0.0	Forced	Fuel Outage	273	22	RESERVED SHUTDOWN STATE DUE TO FUEL SUPPLY.
10/01/2016	0000	0.0	Forced	Fuel Outage	62	20	RESERVED SHUTDOWN STATE DUE TO FUEL SUPPLY.
10/17/2016	0921	0.0	Forced	Maintenance	1	54	ENGINE SHUTDOWN DUE TO DETONATION.
10/21/2016	0900	0.0	Forced	Fuel Outage	255	0	RESERVED SHUTDOWN STATE DUE TO FUEL SUPPLY.

Production Management Reporting System



East Kentucky Power

Appendix B

From: May 1, 2016 thru October 31, 2016

ITEM NO. 14
Page 49 of 57

Pendleton Co. Landfill

Unit 001

Date	Time Off/On	Available MW	Forced or Scheduled	Status	Actual		Cause or Reason
					Hours	Minutes	
05/01/2016	0000	0.0	Forced	Fuel Outage	33	53	RESERVED SHUTDOWN STATE DUE TO FUEL SUPPLY.
05/12/2016	1541	0.0	Forced	Maintenance	1	23	UTILITY BREAKER 52U OPERATION - LINE CREW WORKING ON TRANSMISSION LINE.
05/25/2016	0743	0.0	Forced	Fuel Outage	4	24	RESERVED SHUTDOWN STATE DUE TO FUEL SUPPLY.
05/28/2016	0315	0.0	Forced	Maintenance	2	9	FUEL SKID MAINTENANCE.
06/03/2016	1731	0.0	Forced	Fuel Outage	87	39	RESERVED SHUTDOWN STATE DUE TO FUEL SUPPLY.
06/08/2016	1253	0.0	Forced	Fuel Outage	118	39	RESERVED SHUTDOWN STATE DUE TO FUEL SUPPLY.
06/13/2016	1236	0.0	Forced	Fuel Outage	72	45	RESERVED SHUTDOWN STATE DUE TO FUEL SUPPLY.
06/16/2016	1322	0.0	Forced	Fuel Outage	0	4	RESERVED SHUTDOWN STATE DUE TO FUEL SUPPLY.
06/16/2016	1327	0.0	Forced	Fuel Outage	2	0	RESERVED SHUTDOWN STATE DUE TO FUEL SUPPLY.
06/18/2016	2107	0.0	Forced	Maintenance	2	28	ELECTRICAL MAINTENANCE.
06/20/2016	0928	0.0	Forced	Maintenance	0	19	UTILITY BREAKER 52U OPERATION.
06/20/2016	1017	0.0	Forced	Fuel Outage	1	33	RESERVED SHUTDOWN STATE DUE TO FUEL SUPPLY.
06/21/2016	0838	0.0	Forced	Maintenance	0	13	UTILITY BREAKER 52U OPERATION.
06/21/2016	1009	0.0	Forced	Fuel Outage	75	17	RESERVED SHUTDOWN STATE DUE TO FUEL SUPPLY.
06/24/2016	1327	0.0	Forced	Maintenance	0	3	ENGINE MAINTENANCE.
06/24/2016	1339	0.0	Forced	Maintenance	0	35	ENGINE MAINTENANCE.
06/27/2016	0936	0.0	Scheduled	Maintenance	0	34	ENGINE MAINTENANCE.
06/28/2016	0928	0.0	Forced	Fuel Outage	24	0	RESERVED SHUTDOWN STATE DUE TO FUEL SUPPLY.
06/30/2016	1202	0.0	Forced	Maintenance	0	23	ENGINE MAINTENANCE.
07/01/2016	0945	0.0	Forced	Maintenance	0	21	ENGINE MAINTENANCE.
07/05/2016	0222	0.0	Forced	Maintenance	2	9	FUEL SKID MAINTENANCE.
07/05/2016	0703	0.0	Forced	Maintenance	6	16	FUEL SKID MAINTENANCE.
07/07/2016	0754	0.0	Scheduled	Maintenance	5	38	ENGINE MAINTENANCE.
07/11/2016	0715	0.0	Forced	Maintenance	2	18	LEAK ON VENT LINE.
07/29/2016	0755	0.0	Forced	Fuel Outage	64	5	RESERVED SHUTDOWN STATE DUE TO FUEL SUPPLY.
08/01/2016	0000	0.0	Forced	Fuel Outage	343	6	RESERVED SHUTDOWN STATE DUE TO FUEL SUPPLY.
08/17/2016	1620	0.0	Forced	Fuel Outage	158	48	RESERVED SHUTDOWN STATE DUE TO FUEL SUPPLY.
08/28/2016	2050	0.0	Forced	Maintenance	1	50	UTILITY BREAKER 52U OPERATION CAUSED BY STORMS.
08/29/2016	1147	0.0	Forced	Maintenance	0	38	UTILITY BREAKER 52U OPERATION.
09/01/2016	0000	0.0	Forced	Fuel Outage	175	27	RESERVED SHUTDOWN STATE DUE TO FUEL SUPPLY.

Production Management Reporting System



East Kentucky Power

Appendix B

From: May 1, 2016 thru October 31, 2016

ITEM NO. 14
Page 50 of 57

Pendleton Co. Landfill

Unit 001

Date	Time Off/On	Available MW	Forced or Scheduled	Status	Actual		Cause or Reason
					Hours	Minutes	
09/08/2016	0757	0.0	Forced	Maintenance	0	29	ENGINE MAINTENANCE.
09/19/2016	1124	0.0	Forced	Fuel Outage	2	40	RESERVED SHUTDOWN STATE DUE TO FUEL SUPPLY.
09/29/2016	0730	0.0	Forced	Fuel Outage	40	30	RESERVED SHUTDOWN STATE DUE TO FUEL SUPPLY.
10/01/2016	0000	0.0	Forced	Fuel Outage	133	40	RESERVED SHUTDOWN STATE DUE TO FUEL SUPPLY.
10/11/2016	1159	0.0	Forced	Fuel Outage	49	5	RESERVED SHUTDOWN STATE DUE TO FUEL SUPPLY.
10/17/2016	0110	0.0	Forced	Maintenance	4	14	FUEL SKID MAINTENANCE.
10/22/2016	0620	0.0	Forced	Maintenance	3	33	UTILITY BREAKER 52U OPERATION.
10/25/2016	0754	0.0	Forced	Maintenance	2	42	UTILITY BREAKER 52U OPERATION.
10/25/2016	1140	0.0	Forced	Maintenance	20	26	UTILITY BREAKER 52U OPERATION.
10/27/2016	1253	0.0	Forced	Fuel Outage	92	57	RESERVED SHUTDOWN STATE DUE TO FUEL SUPPLY.

Production Management Reporting System



East Kentucky Power

Appendix B

From: May 1, 2016 thru October 31, 2016

**ITEM NO. 14
Page 51 of 57**

Pendleton Co. Landfill

Unit 002

Date	Time Off/On	Available MW	Forced or Scheduled	Status	Actual		Cause or Reason
					Hours	Minutes	
05/11/2016	0946	0.0	Forced	Fuel Outage	2	16	RESERVED SHUTDOWN STATE DUE TO FUEL SUPPLY.
05/12/2016	1541	0.0	Forced	Maintenance	1	20	UTILITY BREAKER 52U OPERATION.
05/13/2016	1433	0.0	Forced	Fuel Outage	281	4	RESERVED SHUTDOWN STATE DUE TO FUEL SUPPLY.
05/25/2016	1212	0.0	Forced	Fuel Outage	21	57	RESERVED SHUTDOWN STATE DUE TO FUEL SUPPLY.
05/26/2016	1331	0.0	Forced	Fuel Outage	14	37	RESERVED SHUTDOWN STATE DUE TO FUEL SUPPLY.
05/27/2016	1352	0.0	Forced	Fuel Outage	106	8	RESERVED SHUTDOWN STATE DUE TO FUEL SUPPLY.
06/01/2016	0000	0.0	Forced	Fuel Outage	64	18	RESERVED SHUTDOWN STATE DUE TO FUEL SUPPLY.
06/03/2016	1645	0.0	Forced	Maintenance	0	22	ENGINE MAINTENANCE.
06/04/2016	1220	0.0	Forced	Maintenance	51	20	FUEL SKID MAINTENANCE.
06/07/2016	0916	0.0	Forced	Fuel Outage	27	34	RESERVED SHUTDOWN STATE DUE TO FUEL SUPPLY.
06/18/2016	2107	0.0	Forced	Maintenance	2	18	ELECTRICAL MAINTENANCE.
06/20/2016	0928	0.0	Forced	Maintenance	0	18	UTILITY BREAKER 52U OPERATION.
06/21/2016	0838	0.0	Forced	Maintenance	0	12	UTILITY BREAKER 52U OPERATION.
06/22/2016	0931	0.0	Scheduled	Maintenance	7	33	ENGINE MAINTENANCE.
06/23/2016	0703	0.0	Scheduled	Maintenance	9	33	ENGINE MAINTENANCE.
07/05/2016	0222	0.0	Forced	Maintenance	2	0	FUEL SKID MAINTENANCE.
07/05/2016	0703	0.0	Forced	Maintenance	0	16	FUEL SKID MAINTENANCE.
07/05/2016	0801	0.0	Forced	Maintenance	5	12	FUEL SKID MAINTENANCE.
07/07/2016	0754	0.0	Scheduled	Maintenance	5	33	ENGINE MAINTENANCE.
07/18/2016	0923	0.0	Forced	Fuel Outage	262	26	RESERVED SHUTDOWN STATE DUE TO FUEL SUPPLY.
08/28/2016	2050	0.0	Forced	Maintenance	1	44	UTILITY BREAKER 52U OPERATION CAUSED BY STORMS.
08/29/2016	1147	0.0	Forced	Fuel Outage	0	32	RESERVED SHUTDOWN STATE DUE TO FUEL SUPPLY.
09/01/2016	0731	0.0	Forced	Fuel Outage	265	53	RESERVED SHUTDOWN STATE DUE TO FUEL SUPPLY.
09/19/2016	1126	0.0	Forced	Fuel Outage	2	35	RESERVED SHUTDOWN STATE DUE TO FUEL SUPPLY.
09/20/2016	1333	0.0	Forced	Maintenance	0	24	ENGINE MAINTENANCE.
09/28/2016	0724	0.0	Forced	Fuel Outage	64	36	RESERVED SHUTDOWN STATE DUE TO FUEL SUPPLY.
10/06/2016	1232	0.0	Forced	Fuel Outage	1	7	RESERVED SHUTDOWN STATE DUE TO FUEL SUPPLY.
10/06/2016	1527	0.0	Forced	Fuel Outage	21	37	RESERVED SHUTDOWN STATE DUE TO FUEL SUPPLY.
10/17/2016	0110	0.0	Forced	Maintenance	4	2	FUEL SKID MAINTENANCE.
10/18/2016	0919	0.0	Forced	Fuel Outage	4	46	RESERVED SHUTDOWN STATE DUE TO FUEL SUPPLY.

Production Management Reporting System



East Kentucky Power

Appendix B

From: May 1, 2016 thru October 31, 2016

**ITEM NO. 14
Page 52 of 57**

Pendleton Co. Landfill

Unit 002

Date	Time Off/On	Available MW	Forced or Scheduled	Status	Actual		Cause or Reason
					Hours	Minutes	
10/22/2016	0620	0.0	Forced	Maintenance	3	27	UTILITY BREAKER 52U OPERATION.
10/25/2016	0754	0.0	Forced	Maintenance	7	21	UTILITY BREAKER 52U OPERATION.
10/26/2016	0800	0.0	Forced	Fuel Outage	136	0	RESERVED SHUTDOWN STATE DUE TO FUEL SUPPLY.

Production Management Reporting System



East Kentucky Power

Appendix B

From: May 1, 2016 thru October 31, 2016

ITEM NO. 14
Page 53 of 57

Pendleton Co. Landfill

Unit 003

Date	Time Off/On	Available MW	Forced or Scheduled	Status	Actual		Cause or Reason
					Hours	Minutes	
05/01/2016	0315	0.0	Forced	Maintenance	13	52	FUEL SKID MAINTENANCE.
05/12/2016	1541	0.0	Forced	Maintenance	1	26	UTILITY BREAKER 52U OPERATION.
05/26/2016	1009	0.0	Scheduled	Maintenance	3	18	ENGINE MAINTENANCE.
05/28/2016	0315	0.0	Forced	Maintenance	2	3	FUEL SKID MAINTENANCE.
06/02/2016	0923	0.0	Forced	Maintenance	10	40	ELECTRICAL MAINTENANCE.
06/04/2016	1220	0.0	Forced	Maintenance	51	16	FUEL SKID MAINTENANCE.
06/18/2016	2107	0.0	Forced	Maintenance	2	16	ELECTRICAL MAINTENANCE.
06/20/2016	0928	0.0	Forced	Maintenance	0	40	UTILITY BREAKER 52U OPERATION.
06/20/2016	1035	0.0	Forced	Maintenance	0	20	ENGINE MAINTENANCE.
06/20/2016	1153	0.0	Forced	Fuel Outage	22	0	RESERVED SHUTDOWN STATE DUE TO FUEL SUPPLY.
06/22/2016	0931	0.0	Scheduled	Maintenance	7	35	ENGINE MAINTENANCE.
06/23/2016	0703	0.0	Scheduled	Maintenance	9	36	ENGINE MAINTENANCE.
06/24/2016	1433	0.0	Forced	Fuel Outage	70	45	RESERVED SHUTDOWN STATE DUE TO FUEL SUPPLY.
07/05/2016	0222	0.0	Forced	Fuel Outage	247	15	RESERVED SHUTDOWN STATE DUE TO FUEL SUPPLY.
07/15/2016	1001	0.0	Forced	Maintenance	0	10	ELECTRICAL MAINTENANCE.
07/15/2016	1329	0.0	Forced	Fuel Outage	67	50	RESERVED SHUTDOWN STATE DUE TO FUEL SUPPLY.
07/18/2016	0924	0.0	Forced	Fuel Outage	0	25	RESERVED SHUTDOWN STATE DUE TO FUEL SUPPLY.
07/18/2016	1149	0.0	Forced	Maintenance	1	10	ELECTRICAL MAINTENANCE - C PHASE PT BAD.
07/20/2016	0959	0.0	Forced	Maintenance	4	46	ELECTRICAL MAINTENANCE - TROUBLESHOOT PRELUBE AND MAP SENSOR.
08/09/2016	1423	0.0	Forced	Maintenance	0	26	ENGINE MAINTENANCE.
08/24/2016	0713	0.0	Forced	Fuel Outage	120	53	RESERVED SHUTDOWN STATE DUE TO FUEL SUPPLY.
08/29/2016	1148	0.0	Forced	Maintenance	0	32	UTILITY BREAKER 52U OPERATION.
09/16/2016	1352	0.0	Forced	Fuel Outage	67	10	RESERVED SHUTDOWN STATE DUE TO FUEL SUPPLY.
09/19/2016	1124	0.0	Forced	Fuel Outage	2	43	RESERVED SHUTDOWN STATE DUE TO FUEL SUPPLY.
10/03/2016	1453	0.0	Forced	Maintenance	0	12	ENGINE MAINTENANCE.
10/06/2016	1233	0.0	Forced	Fuel Outage	1	21	RESERVED SHUTDOWN STATE DUE TO FUEL SUPPLY.
10/07/2016	1304	0.0	Forced	Fuel Outage	94	55	RESERVED SHUTDOWN STATE DUE TO FUEL SUPPLY.
10/14/2016	0750	0.0	Forced	Fuel Outage	267	3	RESERVED SHUTDOWN STATE DUE TO FUEL SUPPLY.
10/25/2016	1140	0.0	Forced	Maintenance	3	28	UTILITY BREAKER 52U OPERATION.

Production Management Reporting System



East Kentucky Power

Appendix B

From: May 1, 2016 thru October 31, 2016

ITEM NO. 14
Page 54 of 57

Pendleton Co. Landfill

Unit 004

Date	Time Off/On	Available MW	Forced or Scheduled	Status	Actual		Cause or Reason
					Hours	Minutes	
05/04/2016	0956	0.0	Forced	Fuel Outage	167	46	RESERVED SHUTDOWN STATE DUE TO FUEL SUPPLY.
05/11/2016	1024	0.0	Forced	Maintenance	52	9	ELECTRICAL MAINTENANCE.
05/23/2016	1352	0.0	Scheduled	Maintenance	0	10	ENGINE MAINTENANCE.
05/27/2016	0238	0.0	Forced	Maintenance	11	11	RADIATOR MAINTENANCE.
05/28/2016	0315	0.0	Forced	Maintenance	2	1	FUEL SKID MAINTENANCE.
05/28/2016	0517	0.0	Forced	Maintenance	0	17	ENGINE SHUTDOWN DUE TO DETONATION.
06/04/2016	1220	0.0	Forced	Maintenance	51	11	FUEL SKID MAINTENANCE.
06/13/2016	1132	0.0	Forced	Maintenance	0	3	CYC TEMP LOW.
06/21/2016	0838	0.0	Forced	Maintenance	0	18	UTILITY BREAKER 52U OPERATION.
06/22/2016	0931	0.0	Scheduled	Maintenance	7	37	ENGINE MAINTENANCE.
06/23/2016	0703	0.0	Scheduled	Maintenance	9	38	ENGINE MAINTENANCE.
06/27/2016	1321	0.0	Forced	Fuel Outage	20	1	RESERVED SHUTDOWN STATE DUE TO FUEL SUPPLY.
06/29/2016	1114	0.0	Forced	Fuel Outage	36	46	RESERVED SHUTDOWN STATE DUE TO FUEL SUPPLY.
07/01/2016	0000	0.0	Forced	Fuel Outage	100	17	RESERVED SHUTDOWN STATE DUE TO FUEL SUPPLY.
07/05/2016	0703	0.0	Forced	Maintenance	6	6	FUEL SKID MAINTENANCE.
07/06/2016	1241	0.0	Forced	Maintenance	0	16	ENGINE MAINTENANCE.
07/07/2016	0754	0.0	Scheduled	Maintenance	5	45	ENGINE MAINTENANCE.
08/15/2016	0720	0.0	Forced	Fuel Outage	56	46	RESERVED SHUTDOWN STATE DUE TO FUEL SUPPLY.
08/22/2016	0936	0.0	Scheduled	Maintenance	0	24	ENGINE MAINTENANCE.
08/28/2016	2050	0.0	Forced	Maintenance	1	58	UTILITY BREAKER 52U OPERATION CAUSED BY STORMS.
08/29/2016	0810	0.0	Forced	Fuel Outage	23	5	RESERVED SHUTDOWN STATE DUE TO FUEL SUPPLY.
08/30/2016	0717	0.0	Forced	Maintenance	0	14	ENGINE MAINTENANCE.
09/12/2016	0929	0.0	Forced	Fuel Outage	100	19	RESERVED SHUTDOWN STATE DUE TO FUEL SUPPLY.
09/19/2016	0903	0.0	Forced	Fuel Outage	214	12	RESERVED SHUTDOWN STATE DUE TO FUEL SUPPLY.
10/05/2016	1244	0.0	Forced	Maintenance	3	9	ENGINE MAINTENANCE.
10/06/2016	1232	0.0	Forced	Fuel Outage	187	15	RESERVED SHUTDOWN STATE DUE TO FUEL SUPPLY.
10/17/2016	0110	0.0	Forced	Maintenance	1	33	CONDENSATE SYSTEM MAINTENANCE.
10/19/2016	0727	0.0	Forced	Fuel Outage	4	47	RESERVED SHUTDOWN STATE DUE TO FUEL SUPPLY.
10/20/2016	0730	0.0	Forced	Fuel Outage	6	19	RESERVED SHUTDOWN STATE DUE TO FUEL SUPPLY.
10/20/2016	1358	0.0	Forced	Fuel Outage	0	11	RESERVED SHUTDOWN STATE DUE TO FUEL SUPPLY.
10/20/2016	1441	0.0	Forced	Fuel Outage	90	37	RESERVED SHUTDOWN STATE DUE TO FUEL SUPPLY.
10/25/2016	0754	0.0	Forced	Maintenance	2	46	UTILITY BREAKER 52U OPERATION.

Production Management Reporting System



East Kentucky Power

Appendix B

From: May 1, 2016 thru October 31, 2016

**ITEM NO. 14
Page 55 of 57**

Pendleton Co. Landfill

Unit 004

Date	Time Off/On	Available MW	Forced or Scheduled	Status	Actual		Cause or Reason
					Hours	Minutes	
10/25/2016	1140	0.0	Forced	Maintenance	3	23	UTILITY BREAKER 52U OPERATION.

Production Management Reporting System



East Kentucky Power

Appendix B

From: May 1, 2016 thru October 31, 2016

ITEM NO. 14
Page 56 of 57

Glasgow Landfill Gas

Unit 001

Date	Time Off/On	Available MW	Forced or Scheduled	Status	Actual		Cause or Reason
					Hours	Minutes	
05/03/2016	0802	0.0	Forced	Maintenance	3	17	GENERATOR PROTECTIVE RELAY FAULT - FUEL SKID SHUT DOWN.
05/11/2016	0508	0.0	Forced	Maintenance	2	32	UTILITY BREAKER 52U OPERATION CAUSED BY STORMS.
05/16/2016	0449	0.0	Forced	Maintenance	2	16	FUEL OUTAGE - FLARE BLOWER SHUTDOWN, NO FAULT.
05/18/2016	0459	0.0	Forced	Maintenance	13	16	ENGINE MAINTENANCE - REPLACED CYLINDER PACK.
06/01/2016	0900	0.0	Scheduled	Maintenance	5	28	ENGINE MAINTENANCE - TUNE UP.
06/01/2016	1436	0.0	Forced	Maintenance	0	19	FUEL SKID MAINTENANCE - FUEL SKID FAULT.
06/07/2016	0812	0.0	Forced	Maintenance	0	30	ENGINE MAINTENANCE - REPLACED COLD SPARK PLUG.
06/13/2016	1559	0.0	Forced	Maintenance	0	12	ENGINE MAINTENANCE - REST FAULT ON ENGINE MONITOTING SYSTEM.
06/13/2016	1622	0.0	Forced	Maintenance	0	12	GENERATOR PROTECTIVE RELAY FAULT - DIRECTIONAL POWER FAULT.
06/13/2016	1635	0.0	Forced	Maintenance	0	31	GENERATOR PROTECTIVE RELAY FAULT - DIRECTIONAL POWER FAULT.
06/16/2016	1419	0.0	Forced	Maintenance	0	27	FUEL SKID MAINTENANCE - OVER CURRENT FAULT.
06/19/2016	0532	0.0	Forced	Maintenance	2	19	FUEL OUTAGE - WELL FIELD PROBLEM.
07/03/2016	1548	0.0	Forced	Maintenance	1	49	GENERATOR PROTECTIVE RELAY FAULT - FIRE ALARM FAULT.
07/07/2016	2219	0.0	Forced	Maintenance	10	38	UTILITY BREAKER 52U OPERATION CAUSED BY STORMS.
07/08/2016	0957	0.0	Forced	Maintenance	2	20	UTILITY BREAKER 52U OPERATION CAUSED BY STORMS.
07/13/2016	0819	0.0	Scheduled	Maintenance	8	41	ENGINE MAINTENANCE - REPLACE INSULATION ON MUFFER.
07/13/2016	1700	0.0	Forced	Maintenance	115	2	GENERATOR PROTECTIVE RELAY FAULT - GCM CONTROLLER FAILURE.
07/18/2016	1221	0.0	Forced	Fuel Outage	5	20	RESERVED SHUTDOWN STATE DUE TO FUEL SUPPLY.
07/18/2016	1800	0.0	Forced	Maintenance	0	12	GENERATOR PROTECTIVE RELAY FAULT - DIRECTIONAL POWER FAULT.
07/18/2016	1841	0.0	Forced	Maintenance	0	23	GENERATOR PROTECTIVE RELAY FAULT - DIRECTIONAL POWER FAULT.
07/19/2016	0831	0.0	Scheduled	Maintenance	0	18	GENERATOR PROTECTIVE RELAY FAULT - TESTING NEW GCM.
07/27/2016	1952	0.0	Forced	Maintenance	2	35	UTILITY BREAKER 52U OPERATION CAUSED BY STORMS.
08/06/2016	1129	0.0	Forced	Maintenance	3	24	GENERATOR PROTECTIVE RELAY FAULT - OVER CURRENT FAULT.
08/09/2016	1754	0.0	Forced	Maintenance	3	3	SUBSTATION MAINTENANCE - LOST 1 PHASE ON A 3 PHASE CIRCUIT.

Production Management Reporting System



East Kentucky Power

Appendix B

From: May 1, 2016 thru October 31, 2016

**ITEM NO. 14
Page 57 of 57**

Glasgow Landfill Gas

Unit 001

Date	Time Off/On	Available MW	Forced or Scheduled	Status	Actual		Cause or Reason
					Hours	Minutes	
08/10/2016	0948	0.0	Forced	Maintenance	3	55	SUBSTATION MAINTENANCE - LOST 1 PHASE ON A 3 PHASE CIRCUIT.
08/17/2016	0951	0.0	Scheduled	Maintenance	1	21	GENERATOR PROTECTIVE RELAY FAULT - TEST UPGRADES TO SYSTEM.
08/27/2016	1406	0.0	Forced	Maintenance	2	5	ENGINE SHUT DOWN DUE TO HIGH TEMPERATURE FAULT.
08/27/2016	1623	0.0	Forced	Maintenance	0	12	ENGINE SHUT DOWN DUE TO HIGH TEMPERATURE FAULT.
08/28/2016	1212	0.0	Forced	Maintenance	28	47	ENGINE SHUT DOWN DUE TO HIGH TEMPERATURE FAULT.
09/16/2016	1029	0.0	Scheduled	Maintenance	3	28	ENGINE MAINTENANCE - REMOVE SCREEN IN COOLANT LINE.
09/27/2016	0015	0.0	Forced	Fuel Outage	8	25	RESERVED SHUTDOWN STATE DUE TO FUEL SUPPLY.
09/29/2016	1504	0.0	Scheduled	Maintenance	0	28	RESERVED SHUTDOWN STATE DUE TO FUEL SUPPLY.
10/04/2016	1436	0.0	Forced	Fuel Outage	0	35	RESERVED SHUTDOWN STATE DUE TO FUEL SUPPLY.
10/09/2016	0956	0.0	Forced	Fuel Outage	5	34	RESERVED SHUTDOWN STATE DUE TO FUEL SUPPLY.
10/11/2016	0900	0.0	Scheduled	Maintenance	3	25	ENGINE MAINTENANCE.
10/12/2016	0900	0.0	Forced	Maintenance	4	54	ENGINE MAINTENANCE - REPLACED HEAD ON ENGINE.
10/27/2016	0942	0.0	Forced	Fuel Outage	2	33	RESERVED SHUTDOWN STATE DUE TO FUEL SUPPLY.

EAST KENTUCKY POWER COOPERATIVE, INC.

PSC CASE NO. 2017-00002

FUEL ADJUSTMENT CLAUSE

RESPONSE TO INFORMATION REQUEST

COMMISSION STAFF'S INFORMATION REQUEST DATED 02/06/17

REQUEST 15

RESPONSIBLE PARTY: Mark Horn

Request 15. For each existing fuel contract categorized as long-term (i.e., one year or more in length), provide:

- a. Supplier's name and address;
- b. Name and location of production facility;
- c. Date when contract was executed;
- d. Duration of contract;
- e. Date(s) of each contract revision, modification, or amendment;
- f. Annual tonnage requirements;
- g. Actual annual tonnage received since the contract's inception;
- h. Percent of annual requirements received during the contract's term;
- i. Base price in dollars per ton;
- j. Total amount of price escalations to date in dollars per ton; and
- k. Current price paid for coal under the contract in dollars per ton (i + j).

Response 15 (a-k). Please see pages 2 through 8 of this response.

EAST KENTUCKY POWER COOPERATIVE, INC.
PSC FUEL ADJUSTMENT CLAUSE CASE NO. 2017-00002
RESPONSE TO PSC ORDER DATED 02/06/17

(a) Supplier	(b) Production Facility	(c) Contract Date	(d) Duration of Contract	(e) Revisions or Amendments	(f) Annual Tonnage Required Through 01/17	(g) Actual Annual Tonnage Rec'd Since Inception of Contract Through 01/17	(h) % of Annual Requirements Received	(i) Base Price \$/Ton	(j) Total Amt. of Price Escalations to Date	(k) Current Price Paid for Coal (i&j)
<u>Cooper Station</u> B & W Resources, Inc. 849 S. Highway 11 Manchester, KY 40962 (Contract No. 236)	B & W Resources Manchester Loadout	11/10/09	9 Yrs.	Letter 04/12/11 Letter 05/19/11 Letter 06/20/11 Amendment 1 09/06/11 Letter 09/12/11 Letter 12/12/11 Letter 12/13/11 Letter 01/09/12 Letter 01/25/12 Letter 02/17/12 Letter 04/02/12 Amendment 2 06/07/12 Letter 11/28/12 Letter 12/18/13 Letter 01/28/14 Letter 04/28/14 Amendment 3 05/20/14 Letter 04/29/15 Letter 03/22/16 Letter 10/25/16 Amendment 4 11/11/16 Letter 12/01/16	240,000—2010—233,890.92 240,000—2011—237,480.36 38,000—2012— 50,691.62 108,000—2013— 94,421.01 100,000—2014—105,233.04 120,000—2015—147,830.68 122,507—2016— 99,003.70 15,000—2017— 6,999.27 105,000—2017— 120,000—2018—	97% 99% 133% 87% 105% 123% 81% 47%	\$64.056	(\$6.8712)/Ton	\$57.1848/Ton	
Bowie Refined Coal, LLC 11 th Floor #1100 6100 Dutchmans Lane Louisville, KY 40205 (Contract No. 243)	Bowie Refined Coal Irvine, KY	05/21/14	3 Yrs.	Amendment 1 12/08/14 Letter 04/29/15 Amendment 2 05/19/15 Letter 06/10/15 Letter 08/25/15 Letter 09/06/16	330,000—2015—200,923.14 240,000—2016—191,748.02 20,000—2017— 10,990.00 220,000—2017—	61% 80% 55%	\$55.46	(\$1.15876)/Ton	\$54.30124/Ton	

EAST KENTUCKY POWER COOPERATIVE, INC.
PSC FUEL ADJUSTMENT CLAUSE CASE NO. 2017-00002
RESPONSE TO PSC ORDER DATED 02/06/17

(a)	(b)	(c)	(d)	(e)	(f)	(g)	(h)	(i)	(j)	(k)
Supplier	Production Facility	Contract Date	Duration of Contract	Revisions or Amendments	Annual Tonnage Required Through 01/17	Actual Annual Tonnage Rec'd Since Inception of Contract Through 01/17	% of Annual Requirements Received	Base Price \$/Ton	Total Amt. of Price Escalations to Date	Current Price Paid for Coal (i&j)
Spurlock Station (Continued)										
Alliance Coal, LLC 1146 Monarch St. Lexington, KY 40513 (Contract No. 522)	River View Mine Union, KY	07/07/11	6 Yrs.	Amendment 1	208,000—2012—	200,136.00	96%	\$49.00	(\$4.4904)/Ton	\$44.5096/Ton
				12/19/11	384,000—2013—	378,754.00	99%			
				Letter 03/16/12	384,000—2014—	397,696.00	104%			
				Letter 04/02/12	240,000—2015—	258,728.00	108%			
				Letter 11/28/12	240,000—2016—	175,631.00	73%			
				Letter 01/03/13	20,000—2017—	28,477.00	142%			
				Letter 01/11/13	220,000—2017—					
				Letter 01/16/13						
				Letter 01/24/13	1,696,000	1,439,422.00				
				Letter 03/27/13						
				Letter 04/05/13						
				Letter 08/20/13						
				Letter 09/10/13						
				Letter 05/07/14						
Letter 06/30/14										
Amendment 2										
08/14/14										
Assignment										
12/23/14										
Letter 07/27/16										
B & N Coal, Inc. P. O. Box 100 Dexter City, OH 45727 (Contract No. 824)	Whigville, West Fork, & Ullman Noble, OH	12/14/12	7 Yrs. (Pending Reopeners)	Letter 04/10/13	186,989—2013—	203,489.00	109%	\$40.0044	(\$3.31224)/Ton	\$36.69216/Ton
				Letter 08/08/13	276,000—2014—	277,212.00	100%			
				Letter 11/13/13	276,000—2015—	236,191.00	86%			
				Letter 12/23/13	276,000—2016—	256,126.00	93%			
				Amendment 1	23,000—2017—	24,902.00	108%			
				10/16/14	253,000—2017—					
				Letter 10/29/14	276,000—2018—					
					276,000—2019—					
					69,000—2020—					
					1,911,989	997,920.00				

EAST KENTUCKY POWER COOPERATIVE, INC.
PSC FUEL ADJUSTMENT CLAUSE CASE NO. 2017-00002

RESPONSE TO PSC ORDER DATED 02/06/17

(a)	(b)	(c)	(d)	(e)	(f)	(g)	(h)	(i)	(j)	(k)
Supplier	Production Facility	Contract Date	Duration of Contract	Revisions or Amendments	Annual Tonnage Required Through 01/17	Actual Annual Tonnage Rec'd Since Inception of Contract Through 01/17	% of Annual Requirements Received	Base Price \$/Ton	Total Amt. of Price Escalations to Date	Current Price Paid for Coal (i&j)
Spurlock Station (Continued)										
Foresight Coal Sales Suite 2600 One Metropolitan Square 211 N. Broadway St. Louis, MO 63102 (Contract No. 828)	Pond Creek No. 1, Sugar Camp Mining Complex, Shay Mine No. 1, Dear Run Mine—Williamson/ Franklin/Macoupin/ Montgomery Counties, IL	08/19/13	3 Yrs.	Letter 07/25/14 Letter 08/20/15	120,000—2014—	117,809.00	98%	\$37.50	\$5.25/Ton	\$42.75/Ton
					300,000—2015—	277,128.00	92%			
					300,000—2016—	301,212.00	100%			
					_____0—2017—	17,013.00	100%			
					720,000	713,162.00				
Peabody COALSALLES 701 Market St. St. Louis, MO 63101 (Contract No. 526)	Somerville Complex, Wild Boar Mine, Oakland City Lynnville, IN	11/26/13	3 Yrs.	—	120,000—2014—	124,922.00	104%	\$44.00	\$2.651/Ton	\$46.651/Ton
					360,000—2015—	340,655.00	95%			
					360,000—2016—	375,799.00	104%			
					840,000	841,376.00				
White Oak Resources 121 S. Jackson St. McLeansboro, IL 62859 (Contract No. 528)	White Oak No. 1 Hamilton, IL	04/07/14	2 Yrs.	Letter 03/25/15 Letter 08/07/15	228,000—2015—	166,321.00	73%	\$49.80	\$2.50/Ton	\$52.30/Ton
					216,000—2016—	269,136.00	125%			
					444,000	435,457.00				
River View Coal, LLC Suite 400 1717 S. Boulder P. O. Box 22027 (74121) Tulsa, OK 74119 Contract No. 530)	River View Mine Union, KY	08/14/14	3 Yrs.	Letter 02/10/15 Letter 03/29/16	240,000—2015—	195,156.00	81%	\$45.90	\$3.85/Ton	\$49.75/Ton
					200,000—2016—	236,583.00	118%			
					16,000—2017—	22,257.00	139%			
					176,000—2017—	_____				
					632,000	453,996.00				

EAST KENTUCKY POWER COOPERATIVE, INC.
PSC FUEL ADJUSTMENT CLAUSE CASE NO. 2017-00002
RESPONSE TO PSC ORDER DATED 02/06/17

(a) Supplier	(b) Production Facility	(c) Contract Date	(d) Duration of Contract	(e) Revisions or Amendments	(f) Annual Tonnage Required Through 01/17	(g) Actual Annual Tonnage Rec'd Since Inception of Contract Through 01/17	(h) % of Annual Requirements Received	(i) Base Price \$/Ton	(j) Total Amt. of Price Escalations to Date	(k) Current Price Paid for Coal (i&j)
Spurlock Station (Continued)										
B & N Coal, Inc. P. O. Box 100 Dexter City, OH 45727 (Contract No. 830)	Whigville, West Fork, & Ullman Noble, OH	09/04/14	4 Yrs.	Letter 10/29/14 Amendment 1 08/30/16 Leter 10/31/16	120,000—2015— 120,000—2016— 10,000—2017— 110,000—2017— 120,000—2018—	97,400.00 144,566.00 6,621.00 _____ _____ 248,587.00	81% 120% 66%	\$40.293	(\$8.7024)/Ton	\$31.5906/Ton
Foresight Coal Sales Suite 2600 One Metropolitan Square 211 N. Broadway St. Louis, MO 63102 (Contract No. 532)	Pond Creek Mach Mining Williamson, IL	01/16/15	3 Yrs.	Letter 08/25/15	240,000—2015— 240,000—2016— 20,000—2017— 220,000—2017—	223,349.00 242,620.00 10,392.00 _____ 476,361.00	93% 101% 52%	\$46.50	\$4.00/Ton	\$50.50/Ton
B & N Coal, Inc. P. O. Box 100 Dexter City, OH 45727 (Contract No. 832)	Whigville, West Fork, & Ullman Noble, OH	11/20/15	2 Yrs.	—	120,000—2016— 10,000—2017— 110,000—2017—	97,960.00 10,179.00 _____ 108,139.00	82% 102%	\$37.00	(\$.60532)/Ton	\$36.39468/Ton
Foresight Coal Sales Suite 2600 One Metropolitan Square 211 N. Broadway St. Louis, MO 63102 (Contract No. 834)	Pond Creek No. 1, Sugar Camp Mining Complex, Shay Mine No. 1, Dear Run Mine—Williamson/ Franklin/Macoupin/ Montgomery Counties, IL	11/20/15	3 Yrs.	—	120,000—2016— 10,000—2017— 110,000—2017— 120,000—2018—	115,585.00 12,067.00 _____ _____ 127,652.00	96% 121%	\$37.43	\$2.00/Ton	\$39.43/Ton

EAST KENTUCKY POWER COOPERATIVE, INC.
PSC FUEL ADJUSTMENT CLAUSE CASE NO. 2017-00002

RESPONSE TO PSC ORDER DATED 02/06/17

(a)	(b)	(c)	(d)	(e)	(f)	(g)	(h)	(i)	(j)	(k)
Supplier	Production Facility	Contract Date	Duration of Contract	Revisions or Amendments	Annual Tonnage Required Through 01/17	Actual Annual Tonnage Rec'd Since Inception of Contract Through 01/17	% of Annual Requirements Received	Base Price \$/Ton	Total Amt. of Price Escalations to Date	Current Price Paid for Coal (i&j)
Spurlock Station (Continued)										
Foresight Coal Sales Suite 2600 One Metropolitan Square 211 N. Broadway St. Louis, MO 63102 (Contract No. 534)	Sugar Camp, Pond Creek No. 1, Mach Mining Williamson, IL	09/26/16	3 Yrs.	—	10,000—2017— 110,000—2017— 120,000—2018— 120,000—2019—	8,710.00 _____ _____ _____	87%	\$31.25	—	\$31.25/Ton
					360,000	8,710.00				

EAST KENTUCKY POWER COOPERATIVE, INC.

PSC CASE NO. 2017-00002

FUEL ADJUSTMENT CLAUSE

RESPONSE TO INFORMATION REQUEST

COMMISSION STAFF'S INFORMATION REQUEST DATED 02/06/17

REQUEST 16

RESPONSIBLE PARTY: Isaac S. Scott

Request 16. Provide a schedule of the present and proposed rates that East Kentucky seeks to change pursuant to 807 KAR 5:056, shown in comparative form.

Response 16. If the recommendation not to change East Kentucky's base period fuel cost is accepted, no rate changes would be proposed.

If the alternative recommendation to reduce the base period fuel cost to \$0.02776 / kWh is accepted, then please see the following schedule for the present and proposed rates. East Kentucky also requests that the proposed rates become effective for service rendered on the first day of the month after the date of the Commission's Order in this review case.

Energy Charge	Present Rate	Proposed Rate
Section A	\$0.042882 / kWh	\$0.040502 / kWh
Section B	\$0.042882 / kWh	\$0.040502 / kWh
Section C	\$0.042882 / kWh	\$0.040502 / kWh
Section E		
Option 1 – On-Peak	\$0.045132 / kWh	\$0.042752 / kWh
Option 1 – Off-Peak	\$0.044554 / kWh	\$0.042174 / kWh
Option 2 – On-Peak	\$0.053279 / kWh	\$0.050899 / kWh
Option 2 – Off-Peak	\$0.044554 / kWh	\$0.042174 / kWh
Section G	\$0.040847 / kWh	\$0.038467 / kWh
Special Contracts		
Nucor Gallatin On-Peak	\$0.042805 / kWh	\$0.040425 / kWh
Nucor Gallatin Off-Peak	\$0.039377 / kWh	\$0.036997 / kWh
International Paper Steam Service	\$4.556 / MMBtu	\$4.318 / MMBtu
FAC Base Unit Fuel Cost	\$0.03014 / kWh	\$0.02776 / kWh

EAST KENTUCKY POWER COOPERATIVE, INC.

PSC CASE NO. 2017-00002

FUEL ADJUSTMENT CLAUSE

RESPONSE TO INFORMATION REQUEST

COMMISSION STAFF'S INFORMATION REQUEST DATED 02/06/17

REQUEST 17

RESPONSIBLE PARTY: Isaac S. Scott

Request 17. Provide a copy of the current tariff showing by cross-outs and inserts all proposed changes in rates.

Response 17. If the recommendation not to change East Kentucky's base period fuel cost is accepted, no tariff changes would be proposed.

If the alternative recommendation to reduce the base period fuel cost to \$0.02776 / kWh is accepted, then please see pages 2 through 9 of this response.

For All Counties Served
 P.S.C. No. 34
~~First~~ *Second* Revised Sheet No. 2
 Canceling P.S.C. No. 34
~~Original~~ *First Revised* Sheet No. 2

EAST KENTUCKY POWER COOPERATIVE, INC.

Fuel Adjustment

1. The fuel clause shall provide for periodic adjustment per kWh of sales when the unit cost of fuel [F(m) / S(m)] is above or below the base unit cost of ~~\$.03014~~ *.02776* per kWh [F(b) / S(b)]. The current monthly charges shall be increased or decreased by the product of the kWh furnished during the current month and the fuel adjustment rate for the preceding month where the fuel adjustment rate is defined below:

$$\text{Fuel Adjustment Rate} = \frac{F(m)}{S(m)} - \frac{F(b)}{S(b)}$$

Where F is the expense of fossil fuel in the base (b) and current (m) periods; and S is sales in the base (b) and current (m) periods, all defined below:

2. Fuel cost (F) shall be the most recent actual monthly cost of:
 - (a) Fossil fuel consumed in the utility's own plants, and the utility's share of fossil and nuclear fuel consumed in jointly owned or leased plants, plus the cost of fuel which would have been used in plants suffering forced generation and/or transmission outages, but less the cost of fuel related to substitute generation, plus
 - (b) The actual identifiable fossil and nuclear fuel costs associated with energy purchased for reasons other than identified in paragraph (c) below, but excluding the cost of fuel related to purchases to substitute the forced outages, plus
 - (c) The net energy cost of energy purchases, exclusive of capacity or demand charges (irrespective of the designation assigned to such transaction) when such energy is purchased on an economic dispatch basis. Included therein may be such costs as the charges for economy energy purchases and the charges as a result of scheduled outages, also such kinds of energy being purchased by the buyer to substitute for its own higher cost energy; and less

DATE OF ISSUE _____ DATE EFFECTIVE: _____

ISSUED BY _____ TITLE President & Chief Executive Officer

Issued by authority of an Order of the Public Service Commission of Kentucky in
 Case No. ~~2010-00491~~ *2017-00002* Dated _____

FOR ALL COUNTIES SERVED

P.S.C. NO. 34

~~THIRD~~ *FOURTH* REVISED SHEET NO. 5

CANCELING P.S.C. NO. 34

EAST KENTUCKY POWER COOPERATIVE, INC. ~~SECOND~~ *THIRD* REVISED SHEET NO. 5

Section A

Availability

Available to all cooperative associations which are or shall be members of EKPC. The electric power and energy furnished hereunder shall be separately metered for each point of delivery.

Applicability

Applicable to all power usage at the load center not subject to the provisions of Sections B, C, and E of this tariff.

Monthly Rate - Per Load Center

Demand Charge per kW of billing demand	\$ 9.98
Energy Charge per kWh	\$.042882 .040502

Billing Demand

The billing demand (kilowatt demand) is based on EKPC's system peak demand (coincident peak) which is the highest average rate at which energy is used during any fifteen minute interval in the below-listed hours for each month and adjusted for power factor as provided herein:

<u>Months</u>	<u>Hours Applicable for Demand Billing - EPT</u>
October through April	7:00 a.m. to 12:00 noon 5:00 p.m. to 10:00 p.m.
May through September	10:00 a.m. to 10:00 p.m.

Billing demand applicable to this section is equal to the load center's contribution to EKPC's system peak demand minus the actual demands of Section B, Section C, and Section E participants coincident with EKPC's system peak demand.

Billing Energy

Billing energy applicable to this section is equal to the total energy provided at the load center minus the actual energy provided to Section B, Section C, and Section E participants.

DATE OF ISSUE _____

DATE EFFECTIVE: _____

ISSUED BY _____

TITLE President & Chief Executive Officer

FOR ALL COUNTIES SERVED

P.S.C. NO. 34

~~THIRD~~ *FOURTH* REVISED SHEET NO. 7

CANCELING P.S.C. NO. 34

EAST KENTUCKY POWER COOPERATIVE, INC. ~~SECOND-THIRD~~ REVISED SHEET NO. 7

Section B

Availability

Available to all cooperative associations which are or shall be members of EKPC and which execute EKPC approved contracts with the ultimate consumers. The electric power and energy furnished hereunder shall be separately metered for each point of delivery.

Applicability

Applicable to cooperative associations and ultimate consumers willing to contract for demands of 500 kW or greater and a monthly minimum energy usage equal to or greater than 400 hours per kW of contract demand. Wholesale monthly minimum demand shall be agreed between the cooperative association and EKPC.

Monthly Rate

Demand Charge per kW of Minimum Demand	\$7.17
Demand Charge per kW of Billing Demand in Excess of Minimum Demand	\$9.98
Energy Charge per kWh	\$.042882 .040502

Billing Demand

The billing demand (kilowatt demand) shall be the minimum demand plus any excess demand. Excess demand occurs when the ultimate consumer's highest demand during the current month, coincident with EKPC's system peak (coincident peak), exceeds the minimum demand. EKPC's system peak demand is the highest average rate at which energy is used during any fifteen minute interval in the below listed hours for each month and adjusted for power factor as provided herein:

<u>Months</u>	<u>Hours Applicable for Demand Billing - EPT</u>
October through April	7:00 a.m. to 12:00 noon 5:00 p.m. to 10:00 p.m.
May through September	10:00 a.m. to 10:00 p.m.

Minimum Monthly Charge

The minimum monthly charge shall not be less than the sum of (a) and (b) below:

- (a) The product of the minimum demand multiplied by the demand charge, plus
- (b) The product of the minimum demand multiplied by 400 hours and the energy charge per kWh minus the fuel base per kWh.

DATE OF ISSUE _____

DATE EFFECTIVE: _____

ISSUED BY _____

TITLE President & Chief Executive Officer

FOR ALL COUNTIES SERVED
P.S.C. NO. 34
~~THIRD~~ *FOURTH* REVISED SHEET NO. 9
CANCELING P.S.C. NO. 34

EAST KENTUCKY POWER COOPERATIVE, INC. ~~SECOND~~ *THIRD* REVISED SHEET NO. 9

Section C

Availability

Available to all cooperative associations which are or shall be members of EKPC and which execute EKPC approved contracts with the ultimate consumers. The electric power and energy furnished hereunder shall be separately metered for each point of delivery.

Applicability

Applicable to cooperative associations and ultimate consumers willing to contract for demand of 500 kW or greater and a monthly energy usage equal to or greater than 400 hours per kW of billing demand.

Monthly Rate

Demand Charge per kW of Billing Demand	\$7.17
Energy Charge per kWh	\$.042882 .040502

Billing Demand

The kilowatt demand shall be the greater of (a) or (b) listed below:

- (a) The contract demand
- (b) The ultimate consumer's highest demand during the current month or preceding eleven months coincident with EKPC's system peak demand. EKPC's system peak demand is the highest average rate at which energy is used during any fifteen minute interval in the below listed hours for each month and adjusted for power factor as provided herein:

<u>Months</u>	<u>Hours Applicable for Demand Billing - EPT</u>
October through April	7:00 a.m. to 12:00 noon 5:00 p.m. to 10:00 p.m.
May through September	10:00 a.m. to 10:00 p.m.

Minimum Monthly Charge

The minimum monthly charge shall not be less than the sum of (a) and (b) below:

- (a) The product of the billing demand multiplied by the demand charge, plus
- (b) The product of the billing demand multiplied by 400 hours and the energy charge per kWh minus the fuel base per kWh.

DATE OF ISSUE _____

DATE EFFECTIVE: _____

ISSUED BY _____

TITLE President & Chief Executive Officer

FOR ALL COUNTIES SERVED

P.S.C. NO. 34

~~THIRD~~ *FOURTH* REVISED SHEET NO. 15

CANCELING P.S.C. NO. 34

EAST KENTUCKY POWER COOPERATIVE, INC. ~~SECOND~~ *THIRD* REVISED SHEET NO. 15

Section E

Availability

Available to all cooperative associations which are or shall be members of EKPC. The electric power and energy furnished hereunder shall be separately metered for each point of delivery.

Applicability

Applicable to all power usage at the load center not subject to the provisions of Section A, Section B, Section C, or Section G of this tariff.

Monthly Rate - Per Load Center

A cooperative association may select either Option 1 or Option 2 of this section of the tariff to apply to all load centers. The cooperative association must remain on a selected option for at least one (1) year and may change options, no more often than every twelve (12) months, after giving a minimum notice of two (2) months.

	<u>Option 1</u>	<u>Option 2</u>
Demand Charge per kW of Billing Demand	\$7.99	\$6.02
Energy Charge per kWh		
On-Peak kWh	\$.045132 .042752	\$.053279 .050899
Off-Peak kWh	\$.044554 .042174	\$.044554 .042174

On-peak and off-peak hours are provided below:

<u>Months</u>	<u>On-Peak Hours - EPT</u>	<u>Off-Peak Hours - EPT</u>
October through April	7:00 a.m. to 12:00 noon 5:00 p.m. to 10:00 p.m.	12:00 noon to 5:00 p.m. 10:00 p.m. to 7:00 a.m.
May through September	10:00 a.m. to 10:00 p.m.	10:00 p.m. to 10:00 a.m.

DATE OF ISSUE _____

DATE EFFECTIVE: _____

ISSUED BY _____

TITLE President & Chief Executive Officer

FOR ALL COUNTIES SERVED
P.S.C. NO. 34
~~THIRD~~ *FOURTH* REVISED SHEET NO. 18
CANCELING P.S.C. NO. 34
EAST KENTUCKY POWER COOPERATIVE, INC. ~~SECOND~~ *THIRD* REVISED SHEET NO. 18

Section G

SPECIAL ELECTRIC CONTRACT RATE

Character of Service

Three-phase 60 Hertz alternating current as specified in the Agreement for Purchased Power.

Monthly Rate

Demand Charge per Billing kW	\$6.98
Energy Charge per ALL kWh	\$.040847 .038467

Determination of Billing Demand

The kilowatt demand shall be the greater of (a) or (b) listed below:

- (a) The contract demand
- (b) The ultimate consumer's highest demand during the current month or preceding eleven months coincident with EKPC's system peak demand. EKPC's system peak demand is the highest average rate at which energy is used during any fifteen minute interval in the below listed hours for each month and adjusted for power factor as provided herein:

<u>Months</u>	<u>Hours Applicable for Demand Billing – EPT</u>
October through April	7:00 a.m. to 12:00 noon 5:00 p.m. to 10:00 p.m.
May through September	10:00 a.m. to 10:00 p.m.

DATE OF ISSUE _____

DATE EFFECTIVE: _____

ISSUED BY _____

TITLE President & Chief Executive Officer

EXHIBIT A

Effective for Service Rendered on and after _____,
Pursuant to KPSC Order dated _____ in Case No. ~~XXXX-XXXX~~ 2017-00002

Rates

<u>Description</u>	<u>June 1, 2013 Contract Rate</u>	<u>Current Approved Rate</u>
Demand Charge – Billing Demand at or below 180 MW In On-Peak Periods [Paragraph 3(b)]	\$ 6.92/kW/month	\$ 6.92/kW/month
Interruptible Credit – 10 Minute Interruptible Demand Service [Paragraph 4(a)]	\$ 6.22/kW/month	\$ 6.22/kW/month
Interruptible Credit – 90 Minute Interruptible Demand Service [Paragraph 4(b)]	\$ 4.20/kW/month	\$ 4.20/kW/month
Energy Rate – Off-Peak [Paragraph 12]	\$0.039377/kWh	\$0.036997/kWh
Energy Rate – On-Peak [Paragraph 12]	\$0.042805/kWh	\$0.040425/kWh

Increase in Steam Service - Inland

Effective for Service Rendered on and after _____,
Pursuant to KPSC Order dated _____ in Case No. ~~2010-00494~~ 2017-00002

Rates

<u>Description</u>	<u>Prior Contract Rate</u>	<u>Current Approved Rate</u>
Demand Charge	\$577.15/mmbtu/month	\$577.15/mmbtu/month
Energy Rate	\$4.556/mmbtu	\$4.556 4.318 /mmbtu

EAST KENTUCKY POWER COOPERATIVE, INC.
PSC CASE NO. 2017-00002
FUEL ADJUSTMENT CLAUSE
RESPONSE TO INFORMATION REQUEST

COMMISSION STAFF'S INFORMATION REQUEST DATED 02/06/17
REQUEST 18

RESPONSIBLE PARTY: Mark Horn

Request 18a. State whether East Kentucky regularly compares the price of its coal purchases with those paid by other electric utilities.

Response 18a. Each month East Kentucky compares the price of its coal purchases on a delivered basis against the price that 18 other utilities within the region are paying for coal.

Request 18b. If yes, state:

- (1) How East Kentucky's prices compare with those of other utilities.

If the comparison includes months outside of the review period, a comparison limited to the review period should be provided separately. Provide a copy of the source documents and calculations used to support the amounts used in the comparison and include all prices used in the comparison in cents per MMBtu; and

- (2) The utilities that are included in this comparison and their locations.

Response 18b(1)(2). A copy of the source documents for the Ventyx Coal Pricing Forecast used in East Kentucky's comparison with other utilities is provided in an Excel spreadsheet on pages 3 through 4 of this response for the review period of May 1, 2016, through October 31, 2016. Please see the table below for the six-month average with prices sorted lowest to highest.

**East Kentucky Power Cooperative
Utility Benchmarking Delivered Fuel Price Cents/mmBtu
For Six Month Period May 2016 - October 2016**

Utility Name	2016 May	2016 June	2016 Jul	2016 Aug	2016 Sep	2016 Oct	Six Month Average
Dayton Power & Light	178.47	183.39	179.99	186.68	183.70	198.42	185.11
Hoosier Energy REC	195.25	194.99	197.83	204.96	205.68	204.54	200.54
Duke Energy Kentucky	193.33	205.05	204.38	205.82	206.11	200.49	202.53
Louisville Gas & Electric	211.01	212.64	210.40	212.65	207.82	202.49	209.50
Appalachian Power	217.37	209.31	208.10	210.36	219.47	211.13	212.62
Kentucky Utilities	204.27	203.75	215.90	206.25	207.64	239.96	212.96
Tennessee Valley Authority	209.49	217.81	218.50	220.49	225.99	219.15	218.57
East Kentucky Power Coop	218.90	221.27	221.97	223.67	221.26	223.36	221.74
Big Rivers Electric Corp	227.83	228.17	231.53	224.86	231.49	227.37	228.54
Consumers Energy	209.11	236.64	235.50	234.58	227.98	227.67	228.58
Southern Indiana Gas & Elec	229.50	229.06	231.20	228.30	224.91	232.68	229.28
Kentucky Power	232.56	221.72	226.96	235.57	237.61	223.01	229.57
Virginia Electric & Power	278.40	269.01	261.96	274.73	273.48	277.59	272.53
Georgia Power	283.73	289.74	277.36	274.98	276.89	269.13	278.64
Duke Energy Progress	293.86	280.54	290.53	295.58	300.60	295.70	292.80
S. Mississippi Electric Power				303.30	317.10		310.20
S. Carolina Electric & Gas	341.88	285.12	300.49	298.13	306.64	330.96	310.54
Duke Energy Carolinas	301.72	314.02	316.20	320.95	320.29	311.18	314.06
South Carolina Generating	342.30	276.06	312.23	313.98	319.87	351.30	319.29

Year & Month	Plant Operator Abbrev.	Delivered Fuel Price Cents/MMBtu	Quantity		Sulfur %	Lbs.		Delivered Fuel Price \$/ton Excluding Zeros	Plant Operator Name	Plant Oper. State Abbrev.	Plant Operator Holding Company Name	Plant Oper. ID	Plant Oper. Holding Co. ID
			(000s tons)	Btu/lb		SO2/MMBtu	Ash %						
2016-05	APP	217.37	865.319	12,456	2.83	4.52	9.96	54.15	Appalachian Power Co	VA	American Electric Power Co Inc	1006	442978
2016-05	BREC	227.83	260.700	11,580	2.98	5.15	8.44	52.76	Big Rivers Electric Corp	KY	Big Rivers Electric Corp	1201	583014
2016-05	CNSMRS	209.11	444.939	8,851	0.24	0.55	5.09	37.02	Consumers Energy Co	MI	CMS Energy Corp	1041	578303
2016-05	CP&L	293.86	203.186	12,590	1.73	2.72	9.06	73.99	Duke Energy Progress	NC	Duke Energy Corp	1017	386085
2016-05	DP&L	178.47	446.919	12,409	2.81	4.54	8.10	44.29	Dayton Power & Light Co (The)	OH	AES Corp (The)	1042	582926
2016-05	DUKE CAROLS	301.72	489.003	12,401	1.42	2.27	10.26	74.83	Duke Energy Carolinas	NC	Duke Energy Corp	1045	386085
2016-05	DUKE KY	193.33	72.428	12,859	2.56	3.99	7.62	49.72	Duke Energy Kentucky	OH	Duke Energy Corp	1178	386085
2016-05	EKPC	218.90	299.287	11,632	3.22	5.60	12.00	50.93	East Kentucky Power Coop	KY	East Kentucky Power Coop	60453	589720
2016-05	GPC	283.73	1,499.965	10,205	1.41	2.44	5.97	57.91	Georgia Power Co	GA	Southern Co	1057	386084
2016-05	HREC	195.25	295.902	11,307	3.22	5.70	8.81	44.16	Hoosier Energy Rural Electric Coop Inc	IN	Hoosier Energy Rural Electric Coop Inc	60472	589738
2016-05	KPC	232.56	237.743	12,336	2.17	3.47	10.67	57.38	Kentucky Power Co	KY	American Electric Power Co Inc	1081	442978
2016-05	KU	204.27	526.912	11,464	2.94	5.12	9.53	46.83	Kentucky Utilities Co	KY	PPL Corp	1082	442973
2016-05	LG&E	211.08	513.150	11,387	2.78	4.75	9.05	48.07	Louisville Gas & Electric Co	KY	PPL Corp	1088	442973
2016-05	SCE&G	341.88	113.578	12,866	1.14	1.78	9.09	87.97	South Carolina Electric & Gas Co	SC	SCANA Corp	1159	582844
2016-05	SCGEN	342.30	144.061	12,630	0.77	1.22	9.23	86.47	South Carolina Generating Co Inc	SC	SCANA Corp	1160	582844
2016-05	SIGECO	229.50	115.717	11,477	3.45	6.01	8.80	52.68	Southern Indiana Gas & Electric Co	IN	Vectren Corp	1163	582847
2016-05	TVA	209.49	1,371.654	10,458	1.57	2.70	6.39	43.82	Tennessee Valley Authority	TN	Tennessee Valley Authority	60524	442839
2016-05	VEPCO	254.26	897.955	12,550	1.39	2.21	10.89	63.82	Virginia Electric & Power Co	VA	Dominion Resources Inc	1186	445772
2016-06	APP	209.31	694.386	12,584	3.00	4.74	9.94	52.68	Appalachian Power Co	VA	American Electric Power Co Inc	1006	442978
2016-06	BREC	228.17	255.367	11,628	3.03	5.21	8.55	53.06	Big Rivers Electric Corp	KY	Big Rivers Electric Corp	1201	583014
2016-06	CNSMRS	236.64	333.897	8,966	0.25	0.56	4.99	42.43	Consumers Energy Co	MI	CMS Energy Corp	1041	578303
2016-06	CP&L	280.54	285.274	12,642	2.09	3.28	9.03	70.93	Duke Energy Progress	NC	Duke Energy Corp	1017	386085
2016-06	DP&L	183.39	482.317	12,379	2.81	4.54	8.42	45.40	Dayton Power & Light Co (The)	OH	AES Corp (The)	1042	582926
2016-06	DUKE CAROLS	314.02	589.908	12,362	1.47	2.35	10.80	77.64	Duke Energy Carolinas	NC	Duke Energy Corp	1045	386085
2016-06	DUKE KY	205.05	129.806	12,011	2.81	4.71	8.31	49.26	Duke Energy Kentucky	OH	Duke Energy Corp	1178	386085
2016-06	EKPC	221.27	303.026	11,602	3.24	5.61	11.33	51.34	East Kentucky Power Coop	KY	East Kentucky Power Coop	60453	589720
2016-06	GPC	289.74	1,457.725	10,244	1.46	2.55	6.05	59.36	Georgia Power Co	GA	Southern Co	1057	386084
2016-06	HREC	194.99	313.064	11,353	3.13	5.52	8.73	44.28	Hoosier Energy Rural Electric Coop Inc	IN	Hoosier Energy Rural Electric Coop Inc	60472	589738
2016-06	KPC	221.72	161.812	12,576	2.91	4.59	10.34	55.76	Kentucky Power Co	KY	American Electric Power Co Inc	1081	442978
2016-06	KU	203.75	602.258	11,408	2.93	5.13	9.84	46.49	Kentucky Utilities Co	KY	PPL Corp	1082	442973
2016-06	LG&E	212.64	546.317	11,711	3.09	5.24	9.59	49.80	Louisville Gas & Electric Co	KY	PPL Corp	1088	442973
2016-06	SCE&G	285.12	117.082	12,797	1.30	2.02	8.87	72.98	South Carolina Electric & Gas Co	SC	SCANA Corp	1159	582844
2016-06	SCGEN	276.06	78.016	12,878	0.73	1.14	8.12	71.10	South Carolina Generating Co Inc	SC	SCANA Corp	1160	582844
2016-06	SIGECO	229.06	125.331	11,571	3.45	5.96	8.42	53.01	Southern Indiana Gas & Electric Co	IN	Vectren Corp	1163	582847
2016-06	TVA	217.81	1,772.498	10,736	1.70	2.89	6.53	46.77	Tennessee Valley Authority	TN	Tennessee Valley Authority	60524	442839
2016-06	VEPCO	241.02	887.847	12,538	1.48	2.36	11.38	60.44	Virginia Electric & Power Co	VA	Dominion Resources Inc	1186	445772
2016-07	APP	208.10	543.755	12,592	3.09	4.88	9.91	52.41	Appalachian Power Co	VA	American Electric Power Co Inc	1006	442978
2016-07	BREC	231.53	257.521	11,566	3.07	5.31	8.68	53.56	Big Rivers Electric Corp	KY	Big Rivers Electric Corp	1201	583014
2016-07	CNSMRS	235.50	403.996	9,107	0.27	0.57	5.54	42.90	Consumers Energy Co	MI	CMS Energy Corp	1041	578303
2016-07	CP&L	290.53	349.726	12,690	2.15	3.35	8.93	73.74	Duke Energy Progress	NC	Duke Energy Corp	1017	386085
2016-07	DP&L	179.99	463.967	12,154	2.49	4.10	8.84	43.75	Dayton Power & Light Co (The)	OH	AES Corp (The)	1042	582926
2016-07	DUKE CAROLS	316.20	665.317	12,284	1.51	2.44	10.17	77.69	Duke Energy Carolinas	NC	Duke Energy Corp	1045	386085
2016-07	DUKE KY	204.38	126.093	12,014	2.89	4.84	8.00	49.11	Duke Energy Kentucky	OH	Duke Energy Corp	1178	386085
2016-07	EKPC	221.97	368.154	11,515	3.18	5.55	11.15	51.12	East Kentucky Power Coop	KY	East Kentucky Power Coop	60453	589720
2016-07	GPC	277.36	1,489.124	10,237	1.34	2.36	6.23	56.78	Georgia Power Co	GA	Southern Co	1057	386084
2016-07	HREC	197.83	167.846	11,355	3.21	5.65	8.68	44.93	Hoosier Energy Rural Electric Coop Inc	IN	Hoosier Energy Rural Electric Coop Inc	60472	589738
2016-07	KPC	226.96	301.666	12,421	2.43	3.85	10.75	56.38	Kentucky Power Co	KY	American Electric Power Co Inc	1081	442978
2016-07	KU	215.90	578.084	11,458	2.91	5.07	9.05	49.47	Kentucky Utilities Co	KY	PPL Corp	1082	442973
2016-07	LG&E	210.40	474.214	11,665	3.18	5.45	9.42	49.09	Louisville Gas & Electric Co	KY	PPL Corp	1088	442973
2016-07	SCE&G	300.49	201.498	12,674	1.02	1.60	9.41	76.17	South Carolina Electric & Gas Co	SC	SCANA Corp	1159	582844
2016-07	SCGEN	312.23	117.447	12,819	0.68	1.06	8.32	80.05	South Carolina Generating Co Inc	SC	SCANA Corp	1160	582844
2016-07	SIGECO	231.20	132.845	11,640	3.46	5.94	8.11	53.82	Southern Indiana Gas & Electric Co	IN	Vectren Corp	1163	582847
2016-07	TVA	218.50	2,064.945	10,589	1.61	2.76	6.54	46.28	Tennessee Valley Authority	TN	Tennessee Valley Authority	60524	442839
2016-07	VEPCO	261.96	925.071	12,494	1.35	2.16	11.12	65.46	Virginia Electric & Power Co	VA	Dominion Resources Inc	1186	445772
2016-08	APP	210.36	664.534	12,504	3.12	4.95	10.16	52.61	Appalachian Power Co	VA	American Electric Power Co Inc	1006	442978
2016-08	BREC	224.86	270.763	11,601	3.07	5.29	8.62	52.17	Big Rivers Electric Corp	KY	Big Rivers Electric Corp	1201	583014

2016-08	CNSMRS	234.58	422.517	9,005	0.25	0.56	5.06	42.25	Consumers Energy Co	MI	CMS Energy Corp	1041	578303
2016-08	CP&L	295.58	473.376	12,695	2.23	3.47	8.82	75.05	Duke Energy Progress	NC	Duke Energy Corp	1017	386085
2016-08	DP&L	186.68	680.087	12,006	2.59	4.32	8.85	44.83	Dayton Power & Light Co (The)	OH	AES Corp (The)	1042	582926
2016-08	DUKE CAROLS	320.95	891.083	12,332	1.56	2.52	10.06	79.16	Duke Energy Carolinas	NC	Duke Energy Corp	1045	386085
2016-08	DUKE KY	205.82	208.030	11,872	2.86	4.85	8.22	48.87	Duke Energy Kentucky	OH	Duke Energy Corp	1178	386085
2016-08	EKPC	223.67	306.897	11,647	3.00	5.18	10.71	52.10	East Kentucky Power Coop	KY	East Kentucky Power Coop	60453	589720
2016-08	GPC	274.98	1,640.799	10,381	1.45	2.51	6.48	57.09	Georgia Power Co	GA	Southern Co	1057	386084
2016-08	HREC	204.96	218.844	11,452	3.20	5.58	8.30	46.95	Hoosier Energy Rural Electric Coop Inc	IN	Hoosier Energy Rural Electric Coop Inc	60472	589738
2016-08	KPC	235.57	318.011	12,335	2.24	3.58	10.80	58.12	Kentucky Power Co	KY	American Electric Power Co Inc	1081	442978
2016-08	KU	206.25	692.344	11,439	2.95	5.15	9.32	47.19	Kentucky Utilities Co	KY	PPL Corp	1082	442973
2016-08	LG&E	212.65	547.246	11,644	3.19	5.46	9.29	49.52	Louisville Gas & Electric Co	KY	PPL Corp	1088	442973
2016-08	SCE&G	298.13	239.813	12,692	1.13	1.78	9.20	75.67	South Carolina Electric & Gas Co	SC	SCANA Corp	1159	582844
2016-08	SCGEN	313.98	88.853	12,897	0.77	1.20	7.93	80.99	South Carolina Generating Co Inc	SC	SCANA Corp	1160	582844
2016-08	SIGECO	228.30	109.700	11,614	3.55	6.11	7.95	53.03	Southern Indiana Gas & Electric Co	IN	Vectren Corp	1163	582847
2016-08	SMISS	303.30	12.129	12,717	1.24	1.95	10.60	77.14	Cooperative Energy	MS	South Mississippi Electric Power Association	60516	589771
2016-08	TVA	220.49	2,235.460	10,478	1.57	2.71	6.51	46.21	Tennessee Valley Authority	TN	Tennessee Valley Authority	60524	442839
2016-08	VEPCO	274.73	1,104.136	12,547	1.23	1.97	11.22	68.94	Virginia Electric & Power Co	VA	Dominion Resources Inc	1186	445772
2016-09	APP	219.47	580.425	12,569	3.16	4.99	10.10	55.17	Appalachian Power Co	VA	American Electric Power Co Inc	1006	442978
2016-09	BREC	231.49	271.220	11,684	3.09	5.28	8.53	54.09	Big Rivers Electric Corp	KY	Big Rivers Electric Corp	1201	583014
2016-09	CNSMRS	227.98	488.854	9,024	0.30	0.64	5.05	41.15	Consumers Energy Co	MI	CMS Energy Corp	1041	578303
2016-09	CP&L	300.60	509.473	12,787	2.39	3.72	8.58	76.87	Duke Energy Progress	NC	Duke Energy Corp	1017	386085
2016-09	DP&L	183.70	524.431	12,211	2.76	4.51	8.49	44.86	Dayton Power & Light Co (The)	OH	AES Corp (The)	1042	582926
2016-09	DUKE CAROLS	320.29	818.161	12,220	1.34	2.19	10.93	78.28	Duke Energy Carolinas	NC	Duke Energy Corp	1045	386085
2016-09	DUKE KY	206.11	185.658	11,880	2.94	4.98	8.35	48.97	Duke Energy Kentucky	OH	Duke Energy Corp	1178	386085
2016-09	EKPC	221.26	76.208	11,552	3.27	5.69	11.24	51.12	East Kentucky Power Coop	KY	East Kentucky Power Coop	60453	589720
2016-09	GPC	276.89	1,665.395	10,405	1.53	2.62	6.30	57.62	Georgia Power Co	GA	Southern Co	1057	386084
2016-09	HREC	205.68	187.576	11,515	3.26	5.65	8.29	47.37	Hoosier Energy Rural Electric Coop Inc	IN	Hoosier Energy Rural Electric Coop Inc	60472	589738
2016-09	KPC	237.61	227.796	12,331	2.11	3.39	11.11	58.60	Kentucky Power Co	KY	American Electric Power Co Inc	1081	442978
2016-09	KU	207.64	655.545	11,521	2.91	5.05	9.21	47.84	Kentucky Utilities Co	KY	PPL Corp	1082	442973
2016-09	LG&E	207.82	536.492	11,357	2.84	4.91	8.78	47.20	Louisville Gas & Electric Co	KY	PPL Corp	1088	442973
2016-09	SCE&G	306.64	198.707	12,692	1.24	1.94	9.53	77.84	South Carolina Electric & Gas Co	SC	SCANA Corp	1159	582844
2016-09	SCGEN	319.87	91.909	12,754	0.82	1.28	8.79	81.59	South Carolina Generating Co Inc	SC	SCANA Corp	1160	582844
2016-09	SIGECO	224.91	111.758	11,705	3.51	6.01	7.71	52.65	Southern Indiana Gas & Electric Co	IN	Vectren Corp	1163	582847
2016-09	SMISS	317.10	11.273	12,511	0.70	1.12	10.70	79.34	Cooperative Energy	MS	South Mississippi Electric Power Association	60516	589771
2016-09	TVA	225.99	2,468.678	10,287	1.44	2.51	6.43	46.49	Tennessee Valley Authority	TN	Tennessee Valley Authority	60524	442839
2016-09	VEPCO	273.48	980.946	12,666	1.43	2.27	10.80	69.28	Virginia Electric & Power Co	VA	Dominion Resources Inc	1186	445772
2016-10	APP	211.13	611.150	12,504	2.96	4.70	10.12	52.80	Appalachian Power Co	VA	American Electric Power Co Inc	1006	442978
2016-10	BREC	227.37	279.664	11,614	3.06	5.28	8.42	52.81	Big Rivers Electric Corp	KY	Big Rivers Electric Corp	1201	583014
2016-10	CNSMRS	227.67	569.067	8,926	0.24	0.54	4.89	40.64	Consumers Energy Co	MI	CMS Energy Corp	1041	578303
2016-10	CP&L	295.70	399.623	12,727	2.30	3.58	8.51	75.27	Duke Energy Progress	NC	Duke Energy Corp	1017	386085
2016-10	DP&L	198.42	414.136	11,995	2.79	4.65	8.37	47.60	Dayton Power & Light Co (The)	OH	AES Corp (The)	1042	582926
2016-10	DUKE CAROLS	311.18	793.952	12,213	1.57	2.56	10.52	76.01	Duke Energy Carolinas	NC	Duke Energy Corp	1045	386085
2016-10	DUKE KY	200.49	211.931	11,991	2.91	4.87	8.38	48.08	Duke Energy Kentucky	OH	Duke Energy Corp	1178	386085
2016-10	EKPC	223.36	392.611	11,471	3.24	5.67	11.12	51.24	East Kentucky Power Coop	KY	East Kentucky Power Coop	60453	589720
2016-10	GPC	269.13	1,650.841	10,208	1.38	2.39	6.29	54.94	Georgia Power Co	GA	Southern Co	1057	386084
2016-10	HREC	204.54	235.141	11,429	3.20	5.60	8.24	46.75	Hoosier Energy Rural Electric Coop Inc	IN	Hoosier Energy Rural Electric Coop Inc	60472	589738
2016-10	KPC	223.01	110.873	12,443	2.81	4.45	10.45	55.50	Kentucky Power Co	KY	American Electric Power Co Inc	1081	442978
2016-10	KU	239.96	117.554	11,482	3.09	5.37	8.63	55.10	Kentucky Utilities Co	KY	PPL Corp	1082	442973
2016-10	LG&E	202.49	760.412	11,392	3.00	5.21	9.27	46.13	Louisville Gas & Electric Co	KY	PPL Corp	1088	442973
2016-10	SCE&G	330.96	193.182	12,759	1.29	2.02	9.26	84.46	South Carolina Electric & Gas Co	SC	SCANA Corp	1159	582844
2016-10	SCGEN	351.30	26.355	12,590	0.91	1.45	11.00	88.46	South Carolina Generating Co Inc	SC	SCANA Corp	1160	582844
2016-10	SIGECO	232.68	76.335	11,601	3.42	5.90	7.72	53.98	Southern Indiana Gas & Electric Co	IN	Vectren Corp	1163	582847
2016-10	TVA	219.15	2,550.976	10,138	1.26	2.22	6.28	44.44	Tennessee Valley Authority	TN	Tennessee Valley Authority	60524	442839
2016-10	VEPCO	277.59	833.29	12526	1.43	2.28	11.29	69.54	Virginia Electric & Power Co	VA	Dominion Resources Inc	1186	445772

EAST KENTUCKY POWER COOPERATIVE, INC.
PSC CASE NO. 2017-00002
FUEL ADJUSTMENT CLAUSE
RESPONSE TO INFORMATION REQUEST

COMMISSION STAFF'S INFORMATION REQUEST DATED 02/06/17
REQUEST 19

RESPONSIBLE PARTY: **Mark Horn**

Request 19. For the period under review by generating station, list the percentage of East Kentucky's coal delivered by:

- a. Rail;
- b. Truck;
- c. Barge; and
- d. Other (specify)

Response 19. For the period from May 1, 2016, through October 31, 2016, the percentages are as follows:

- a. Rail = Cooper 0%; Spurlock 0%
- b. Truck = Cooper 100%; Spurlock 0%
- c. Barge = Cooper 0%; Spurlock 100%
- d. Other = Cooper 0%; Spurlock 0%.

EAST KENTUCKY POWER COOPERATIVE, INC.
PSC CASE NO. 2017-00002
FUEL ADJUSTMENT CLAUSE
RESPONSE TO INFORMATION REQUEST

COMMISSION STAFF'S INFORMATION REQUEST DATED 02/06/17
REQUEST 20

RESPONSIBLE PARTY: Mark Horn

Request 20. For each generating station, state the methods of coal delivery currently available.

Response 20. For each generating station, the methods of coal delivery currently available are as follows:

Cooper: Truck

Spurlock: Rail and Barge

EAST KENTUCKY POWER COOPERATIVE, INC.
PSC CASE NO. 2017-00002
FUEL ADJUSTMENT CLAUSE
RESPONSE TO INFORMATION REQUEST

COMMISSION STAFF'S INFORMATION REQUEST DATED 02/06/17
REQUEST 21

RESPONSIBLE PARTY: Mark Horn

Request 21a. State East Kentucky's coal inventory level in tons and in number of days' supply as of October 31, 2016. Provide this information by generating station and in the aggregate.

Response 21a. East Kentucky's coal inventory level as of October 31, 2016, was 626,012 tons—32 days' supply. By generating station the levels are as follows:

	<u>Tons</u>	<u>Days</u>
Cooper	175,890	48
Spurlock	450,122	28

Request 21b. Describe the criteria used to determine number of days' supply.

Response 21b. Number of days' supply is determined by actual tons in inventory divided by the total maximum daily usage for East Kentucky's generating units.

Request 21c. Compare East Kentucky's coal inventory as of October 31, 2016, to its inventory target for that date for each plant and for total inventory.

Response 21c. East Kentucky's coal inventory as of October 31, 2016, was within its target range of 25-50 days' supply. The Cooper Power Station inventory was within its target range of 40-60 days' supply. The Spurlock Power Station was within its range of 25-45 days' supply.

Request 21d. If actual coal inventory exceeds inventory target by ten days' supply, state the reasons for the additional inventory.

Response 21d. East Kentucky's coal inventory did not exceed its inventory target by ten days.

Request 21e. (1) State whether East Kentucky expects any significant changes in its current coal inventory target within the next 12 months.

(2) If yes, state the expected change and the reasons for this change.

Response 21e. East Kentucky does not expect significant changes in its current coal inventory target over the next 12 months.

EAST KENTUCKY POWER COOPERATIVE, INC.
PSC CASE NO. 2017-00002
FUEL ADJUSTMENT CLAUSE
RESPONSE TO INFORMATION REQUEST

COMMISSION STAFF'S INFORMATION REQUEST DATED 02/06/17
REQUEST 22

RESPONSIBLE PARTY: Mark Horn

Request 22. a. State whether East Kentucky has audited any of its coal contracts during the period from May 1, 2016 to October 31, 2016.

b. If the response is yes, for each audited contract:

(1) Identify the contract;

(2) Identify the auditor;

(3) State the results of the audit; and

(4) Describe the actions that East Kentucky took as a result of the audit.

Response 22a-b. East Kentucky has not conducted any audits of coal contracts during the period under review. East Kentucky does review financials and conducts thorough mine visits and mining permit reviews annually and before entering into term agreements with coal suppliers. East Kentucky does audit requests from coal companies for compensation from Governmental Impositions stemming from the Mine Improvement and New Energy Response Act of 2006 (MINER Act).

EAST KENTUCKY POWER COOPERATIVE, INC.
PSC CASE NO. 2017-00002
FUEL ADJUSTMENT CLAUSE
RESPONSE TO INFORMATION REQUEST

COMMISSION STAFF'S INFORMATION REQUEST DATED 02/06/17
REQUEST 23

RESPONSIBLE PARTY: Isaac S. Scott

Request 23. a. State whether East Kentucky has received any customer complaints regarding its FAC during the period from May 1, 2016 to October 31, 2016.

b. If the response is yes, for each complaint, state:

- (1) The nature of the complaint; and
- (2) East Kentucky's response.

Response 23a-b. East Kentucky has not received any customer complaints regarding its FAC during the period from May 1, 2016 to October 31, 2016.

However, East Kentucky is aware of a problem its Member Systems have experienced relating to the reestablishment of the base period fuel cost. The problem and a possible solution are discussed in the direct testimony of Isaac S. Scott, which is included with this filing.

EAST KENTUCKY POWER COOPERATIVE, INC.
PSC CASE NO. 2017-00002
FUEL ADJUSTMENT CLAUSE
RESPONSE TO INFORMATION REQUEST

COMMISSION STAFF'S INFORMATION REQUEST DATED 02/06/17
REQUEST 24

RESPONSIBLE PARTY: Mark Horn

Request 24a. State whether East Kentucky is currently involved in any litigation with its current or former coal suppliers.

Response 24a. East Kentucky is currently involved in litigation with one coal supplier

Request 24b. If the response is yes, for each litigation:

(1) Identify the coal supplier.

Response 24b(1). Appalachian Fuels, LLC ("Appalachian").

Request 24b. (2) Identify the coal contract involved.

Response 24b(2). The coal contract involved between East Kentucky and Appalachian is dated December 4, 2001, and subsequent amendments thereto for coal to be delivered to Spurlock Power Station Unit Nos. 1 and 2.

Request 24b. (3) State the potential liability or recovery to East Kentucky;

Response 24b(3). East Kentucky has an agreed unsecured claim in the amount of \$18,000,000 as set forth in Agreed Order Resolving Objection of the Liquidating Trustee of the App Fuels Creditor Trust to the Claim of East Kentucky Power Cooperative, Inc. [Doc. No. 2469] (the “Agreed Order”) entered on April 22, 2015, in the Appalachian bankruptcy case pending in the United States Bankruptcy Court for the Eastern District of Kentucky, Case No. 09-10343 (the “Appalachian Bankruptcy”).

Request 24b. (4) List the issues presented; and

Response 24b(4). The issues presented regarding Appalachian are (a) whether Appalachian breached its agreement to deliver coal to East Kentucky’s Spurlock Power Station and (b) whether Appalachian breached its agreement to provide a performance bond to provide further security to East Kentucky in the event of default or failure to deliver.

Request 24b. (5) Provide a copy of the complaint or other legal pleading that initiated the litigation and any answers or counterclaims. If a copy has previously been filed with the Commission, provide the date on which it was filed and the case in which it was filed.

Response 24b(5). The Complaint with Appalachian was previously filed on September 12, 2008, in Case No. 2008-00284, and the Corrected Answer was previously filed on February 11, 2009, in Case No. 2008-00519. In addition, East Kentucky previously filed a proof of claim in Appalachian's Bankruptcy proceeding on September 10, 2009, in Case No. 2009-00286, and an Agreed Order on August 13, 2015, in Case No. 2015-00233.

Request 24c. State the current status of all litigation with coal suppliers.

Response 24c. East Kentucky filed a motion for partial summary judgment in March of 2008 in the Clark Circuit Court proceeding against Appalachian. While that motion was pending, Appalachian made an assignment for benefit of creditors on May 26, 2009. On June 11, 2009, certain creditors of Appalachian placed Appalachian in involuntary bankruptcy. East Kentucky filed a proof of claim in that proceeding, which is described in Item 24b(5) above. The bankruptcy stayed the Clark Circuit Court action, and East Kentucky pursued its claims against Appalachian in the bankruptcy proceeding. A plan was proposed in the bankruptcy proceeding and has been approved. This plan was provided to the Commission on October 25, 2012, in Case No. 2012-00319. The Bankruptcy Court enlarged the time period by which the Bankruptcy Trustee may object to claims, and the Trustee filed a timely objection to East Kentucky's proof of claim on December 30, 2014. East Kentucky and the Trustee reached an agreement as to the amount of the East Kentucky claim. On April 22, 2015, the Bankruptcy Court entered the Agreed Order in the Appalachian Bankruptcy whereby East Kentucky has an

allowed general unsecured claim in the amount of \$18,000,000 and will receive distributions on that amount at such time that the Trustee makes distributions to allow general unsecured claim holders. Ultimately, East Kentucky will receive a pro rata share of all distribution to unsecured creditors, but the actual amount of recovery is unknown. To date, no distributions have been made to East Kentucky.

EAST KENTUCKY POWER COOPERATIVE, INC.
PSC CASE NO. 2017-00002
FUEL ADJUSTMENT CLAUSE
RESPONSE TO INFORMATION REQUEST

COMMISSION STAFF'S INFORMATION REQUEST DATED 02/06/17
REQUEST 25

RESPONSIBLE PARTY: Mark Horn

Request 25. List each written coal supply solicitation issued during the period May 1, 2016 to October 31, 2016.

a. For each solicitation, provide the date of the solicitation (contract or spot), the quantities solicited, a general description of the quality of coal solicited, the time period over which deliveries were requested, and the generating units(s) for which the coal was intended.

b. For each solicitation, state the number of vendors to whom the solicitation was sent, the number of vendors who responded, and the selected vendor(s). Provide the bid tabulation sheet or corresponding document that ranks the proposals. (This document shall identify all vendors who made offers.) State the reasons for each selection. For each lowest- cost bid not selected, explain why the bid was not selected.

Response 25a-b. Please see pages 2 through 13 of this response.

Confidential protection of the bid tabulation sheets or corresponding documents that ranked the proposals has been requested in the form of a motion for confidential treatment.

EAST KENTUCKY POWER COOPERATIVE, INC.
PSC FUEL ADJUSTMENT CLAUSE CASE NO. 2017-00002
RESPONSE TO PSC ORDER DATED 02/06/17

Unit	Date	Contract/Spot	Quantity (Tons)	Quality	Time Period	Number of Vendors Sent	Number of Vendors Respond	Tabulation Sheet
Cooper	07/05/16	Contract	240,000	6# SO ₂ /MMBtu <12% Ash >11,500 Btu	01/01/17—12/31/18	72	10	Pages 3-4
Spurlock 3&4	07/05/16	Contract	1,200,000	10# SO ₂ /MMBtu <30% Ash >9,000 Btu	01/01/17—12/31/18	80	14	Pages 5-8
Spurlock 1&2	10/11/16	Spot	360,000	7.2# SO ₂ /MMBtu <16% Ash >11,000 Btu	01/01/17—03/31/17	81	17	Pages 9-11
Spurlock 3&4	10/11/16	Spot	195,000	10# SO ₂ /MMBtu <30% Ash >9,000 Btu	01/01/17—03/31/17	81	11	Pages 12-13

Date: 10/24/2016
Event Nbr: 255
Bid End Date: 08/01/2016

FUEL EVALUATION FOR COOPER POWER STATION

B & W CONTRACT REOPENER

Coal Supplier	Quality Btu			Delivery Cost		Evaluated Cost		Reason for Recommendation
	Number	% Sulfur	% Ash	Tons	Term	\$ Ton	\$ MMBtu	
[REDACTED]	[REDACTED]	[REDACTED]	[REDACTED]	[REDACTED]	[REDACTED]	[REDACTED]	[REDACTED]	[REDACTED]
[REDACTED]	[REDACTED]	[REDACTED]	[REDACTED]	[REDACTED]	[REDACTED]	[REDACTED]	[REDACTED]	[REDACTED]
[REDACTED]	[REDACTED]	[REDACTED]	[REDACTED]	[REDACTED]	[REDACTED]	[REDACTED]	[REDACTED]	[REDACTED]
[REDACTED]	[REDACTED]	[REDACTED]	[REDACTED]	[REDACTED]	[REDACTED]	[REDACTED]	[REDACTED]	[REDACTED]
[REDACTED]	[REDACTED]	[REDACTED]	[REDACTED]	[REDACTED]	[REDACTED]	[REDACTED]	[REDACTED]	[REDACTED]
[REDACTED]	[REDACTED]	[REDACTED]	[REDACTED]	[REDACTED]	[REDACTED]	[REDACTED]	[REDACTED]	[REDACTED]
[REDACTED]	[REDACTED]	[REDACTED]	[REDACTED]	[REDACTED]	[REDACTED]	[REDACTED]	[REDACTED]	[REDACTED]



FUEL EVALUATION FOR COOPER POWER STATION

B & W CONTRACT REOPENER

Date:	10/24/2016
Event Nbr:	255
Bid End Date:	08/01/2016

Coal Supplier	Number	Quality Btu			Delivery Cost		Evaluated Cost		Reason for Recommendation
		% Sulfur	% Ash	Tons	Term	\$ Ton	\$ MMBtu	\$ Ton	
[REDACTED]	[REDACTED]	[REDACTED]	[REDACTED]	[REDACTED]	[REDACTED]	[REDACTED]	[REDACTED]	[REDACTED]	
[REDACTED]	[REDACTED]	[REDACTED]	[REDACTED]	[REDACTED]	[REDACTED]	[REDACTED]	[REDACTED]	[REDACTED]	
[REDACTED]	[REDACTED]	[REDACTED]	[REDACTED]	[REDACTED]	[REDACTED]	[REDACTED]	[REDACTED]	[REDACTED]	
[REDACTED]	[REDACTED]	[REDACTED]	[REDACTED]	[REDACTED]	[REDACTED]	[REDACTED]	[REDACTED]	[REDACTED]	
[REDACTED]	[REDACTED]	[REDACTED]	[REDACTED]	[REDACTED]	[REDACTED]	[REDACTED]	[REDACTED]	[REDACTED]	

REDACTED

PSC Request 25(a)(b)
Page 4 of 13

FUEL EVALUATION FOR SPURLOCK UNIT NOS. 3 & 4

Date:	11/15/2016
Event Nbr:	254
Bid End Date:	08/01/2016

B & N AND OXFORD REOPENERS

Coal Supplier	Number	Quality Btu			Delivery Cost		Evaluated Cost		Reason for Recommendation
		% Sulfur	% Ash	Tons	Term	\$ Ton	\$ MMBtu	\$ Ton	
[REDACTED]	[REDACTED]	[REDACTED]	[REDACTED]	[REDACTED]	[REDACTED]	[REDACTED]	[REDACTED]	[REDACTED]	[REDACTED]
[REDACTED]	[REDACTED]	[REDACTED]	[REDACTED]	[REDACTED]	[REDACTED]	[REDACTED]	[REDACTED]	[REDACTED]	[REDACTED]
[REDACTED]	[REDACTED]	[REDACTED]	[REDACTED]	[REDACTED]	[REDACTED]	[REDACTED]	[REDACTED]	[REDACTED]	[REDACTED]
[REDACTED]	[REDACTED]	[REDACTED]	[REDACTED]	[REDACTED]	[REDACTED]	[REDACTED]	[REDACTED]	[REDACTED]	[REDACTED]
[REDACTED]	[REDACTED]	[REDACTED]	[REDACTED]	[REDACTED]	[REDACTED]	[REDACTED]	[REDACTED]	[REDACTED]	[REDACTED]
[REDACTED]	[REDACTED]	[REDACTED]	[REDACTED]	[REDACTED]	[REDACTED]	[REDACTED]	[REDACTED]	[REDACTED]	[REDACTED]
[REDACTED]	[REDACTED]	[REDACTED]	[REDACTED]	[REDACTED]	[REDACTED]	[REDACTED]	[REDACTED]	[REDACTED]	[REDACTED]

Delivery cost considers the impact of the \$2/ton Kentucky clean coal tax credit.



REDACTED

FUEL EVALUATION FOR SPURLOCK UNIT NOS. 3 & 4

Date:	11/15/2016
Event Nbr:	254
Bid End Date:	08/01/2016

B & N AND OXFORD REOPENERS

Coal Supplier	Number	Quality Btu			Delivery Cost		Evaluated Cost		Reason for Recommendation
		% Sulfur	% Ash	Tons	Term	\$ Ton	\$ MMBtu	\$ Ton	
[REDACTED]	[REDACTED]	[REDACTED]	[REDACTED]	[REDACTED]	[REDACTED]	[REDACTED]	[REDACTED]	[REDACTED]	[REDACTED]
[REDACTED]	[REDACTED]	[REDACTED]	[REDACTED]	[REDACTED]	[REDACTED]	[REDACTED]	[REDACTED]	[REDACTED]	[REDACTED]
[REDACTED]	[REDACTED]	[REDACTED]	[REDACTED]	[REDACTED]	[REDACTED]	[REDACTED]	[REDACTED]	[REDACTED]	[REDACTED]
[REDACTED]	[REDACTED]	[REDACTED]	[REDACTED]	[REDACTED]	[REDACTED]	[REDACTED]	[REDACTED]	[REDACTED]	[REDACTED]
[REDACTED]	[REDACTED]	[REDACTED]	[REDACTED]	[REDACTED]	[REDACTED]	[REDACTED]	[REDACTED]	[REDACTED]	[REDACTED]
[REDACTED]	[REDACTED]	[REDACTED]	[REDACTED]	[REDACTED]	[REDACTED]	[REDACTED]	[REDACTED]	[REDACTED]	[REDACTED]
[REDACTED]	[REDACTED]	[REDACTED]	[REDACTED]	[REDACTED]	[REDACTED]	[REDACTED]	[REDACTED]	[REDACTED]	[REDACTED]

Delivery cost considers the impact of the \$2/ton Kentucky clean coal tax credit.



REDACTED

FUEL EVALUATION FOR SPURLOCK UNIT NOS. 3 & 4

Date:	11/15/2016
Event Nbr:	254
Bid End Date:	08/01/2016

B & N AND OXFORD REOPENERS

Coal Supplier	Number	Quality Btu			Delivery Cost		Evaluated Cost		Reason for Recommendation
		% Sulfur	% Ash	Tons	Term	\$ Ton	\$ MMBtu	\$ Ton	
[REDACTED]	[REDACTED]	[REDACTED]	[REDACTED]	[REDACTED]	[REDACTED]	[REDACTED]	[REDACTED]	[REDACTED]	[REDACTED]
[REDACTED]	[REDACTED]	[REDACTED]	[REDACTED]	[REDACTED]	[REDACTED]	[REDACTED]	[REDACTED]	[REDACTED]	[REDACTED]
[REDACTED]	[REDACTED]	[REDACTED]	[REDACTED]	[REDACTED]	[REDACTED]	[REDACTED]	[REDACTED]	[REDACTED]	[REDACTED]
[REDACTED]	[REDACTED]	[REDACTED]	[REDACTED]	[REDACTED]	[REDACTED]	[REDACTED]	[REDACTED]	[REDACTED]	[REDACTED]
[REDACTED]	[REDACTED]	[REDACTED]	[REDACTED]	[REDACTED]	[REDACTED]	[REDACTED]	[REDACTED]	[REDACTED]	[REDACTED]
[REDACTED]	[REDACTED]	[REDACTED]	[REDACTED]	[REDACTED]	[REDACTED]	[REDACTED]	[REDACTED]	[REDACTED]	[REDACTED]
[REDACTED]	[REDACTED]	[REDACTED]	[REDACTED]	[REDACTED]	[REDACTED]	[REDACTED]	[REDACTED]	[REDACTED]	[REDACTED]

Delivery cost considers the impact of the \$2/ton Kentucky clean coal tax credit.



REDACTED

PSC Request 25(a)(b)
Page 7 of 13

FUEL EVALUATION FOR SPURLOCK UNIT NOS. 3 & 4

B & N AND OXFORD REOPENERS

Date:	11/15/2016
Event Nbr:	254
Bid End Date:	08/01/2016

Coal Supplier	Number	Quality Btu			Delivery Cost		Evaluated Cost		Reason for Recommendation
		% Sulfur	% Ash	Tons	Term	\$ Ton	\$ MMBtu	\$ Ton	
[REDACTED]	[REDACTED]	[REDACTED]	[REDACTED]	[REDACTED]	[REDACTED]	[REDACTED]	[REDACTED]	[REDACTED]	[REDACTED]

Delivery cost considers the impact of the \$2/ton Kentucky clean coal tax credit.



REDACTED

PSC Request 25(a)(b)
Page 8 of 13

FUEL EVALUATION FOR SPURLOCK UNIT NOS. 1 & 2

2017 SPOT PURCHASE

Date: 12/01/2016
Event Nbr: 256
Bid End Date: 10/27/2016

Coal Supplier	Number	Quality Btu			Delivery Cost		Evaluated Cost		Reason for Recommendation
		% Sulfur	% Ash	Tons	Term	\$ Ton	\$ MMBtu	\$ Ton	
[REDACTED]	[REDACTED]	[REDACTED]	[REDACTED]	[REDACTED]	[REDACTED]	[REDACTED]	[REDACTED]	[REDACTED]	[REDACTED]
[REDACTED]	[REDACTED]	[REDACTED]	[REDACTED]	[REDACTED]	[REDACTED]	[REDACTED]	[REDACTED]	[REDACTED]	[REDACTED]
[REDACTED]	[REDACTED]	[REDACTED]	[REDACTED]	[REDACTED]	[REDACTED]	[REDACTED]	[REDACTED]	[REDACTED]	[REDACTED]
[REDACTED]	[REDACTED]	[REDACTED]	[REDACTED]	[REDACTED]	[REDACTED]	[REDACTED]	[REDACTED]	[REDACTED]	[REDACTED]
[REDACTED]	[REDACTED]	[REDACTED]	[REDACTED]	[REDACTED]	[REDACTED]	[REDACTED]	[REDACTED]	[REDACTED]	[REDACTED]
[REDACTED]	[REDACTED]	[REDACTED]	[REDACTED]	[REDACTED]	[REDACTED]	[REDACTED]	[REDACTED]	[REDACTED]	[REDACTED]
[REDACTED]	[REDACTED]	[REDACTED]	[REDACTED]	[REDACTED]	[REDACTED]	[REDACTED]	[REDACTED]	[REDACTED]	[REDACTED]
[REDACTED]	[REDACTED]	[REDACTED]	[REDACTED]	[REDACTED]	[REDACTED]	[REDACTED]	[REDACTED]	[REDACTED]	[REDACTED]

REDACTED

FUEL EVALUATION FOR SPURLOCK UNIT NOS. 1 & 2

2017 SPOT PURCHASE

Date: 12/01/2016
Event Nbr: 256
Bid End Date: 10/27/2016

Coal Supplier	Number	Quality Btu			Delivery Cost		Evaluated Cost		Reason for Recommendation
		% Sulfur	% Ash	Tons	Term	\$ Ton	\$ MMBtu	\$ Ton	
[REDACTED]	[REDACTED]	[REDACTED]	[REDACTED]	[REDACTED]	[REDACTED]	[REDACTED]	[REDACTED]	[REDACTED]	[REDACTED]
[REDACTED]	[REDACTED]	[REDACTED]	[REDACTED]	[REDACTED]	[REDACTED]	[REDACTED]	[REDACTED]	[REDACTED]	[REDACTED]
[REDACTED]	[REDACTED]	[REDACTED]	[REDACTED]	[REDACTED]	[REDACTED]	[REDACTED]	[REDACTED]	[REDACTED]	[REDACTED]
[REDACTED]	[REDACTED]	[REDACTED]	[REDACTED]	[REDACTED]	[REDACTED]	[REDACTED]	[REDACTED]	[REDACTED]	[REDACTED]
[REDACTED]	[REDACTED]	[REDACTED]	[REDACTED]	[REDACTED]	[REDACTED]	[REDACTED]	[REDACTED]	[REDACTED]	[REDACTED]
[REDACTED]	[REDACTED]	[REDACTED]	[REDACTED]	[REDACTED]	[REDACTED]	[REDACTED]	[REDACTED]	[REDACTED]	[REDACTED]
[REDACTED]	[REDACTED]	[REDACTED]	[REDACTED]	[REDACTED]	[REDACTED]	[REDACTED]	[REDACTED]	[REDACTED]	[REDACTED]
[REDACTED]	[REDACTED]	[REDACTED]	[REDACTED]	[REDACTED]	[REDACTED]	[REDACTED]	[REDACTED]	[REDACTED]	[REDACTED]

REDACTED

FUEL EVALUATION FOR SPURLOCK UNIT NOS. 1 & 2

2017 SPOT PURCHASE

Date: 12/01/2016
Event Nbr: 256
Bid End Date: 10/27/2016

Coal Supplier	Number	Quality Btu			Delivery Cost		Evaluated Cost		Reason for Recommendation
		% Sulfur	% Ash	Tons	Term	\$ Ton	\$ MMBtu	\$ Ton	
[REDACTED]	[REDACTED]	[REDACTED]	[REDACTED]	[REDACTED]	[REDACTED]	[REDACTED]	[REDACTED]	[REDACTED]	[REDACTED]
[REDACTED]	[REDACTED]	[REDACTED]	[REDACTED]	[REDACTED]	[REDACTED]	[REDACTED]	[REDACTED]	[REDACTED]	[REDACTED]
[REDACTED]	[REDACTED]	[REDACTED]	[REDACTED]	[REDACTED]	[REDACTED]	[REDACTED]	[REDACTED]	[REDACTED]	[REDACTED]
[REDACTED]	[REDACTED]	[REDACTED]	[REDACTED]	[REDACTED]	[REDACTED]	[REDACTED]	[REDACTED]	[REDACTED]	[REDACTED]
[REDACTED]	[REDACTED]	[REDACTED]	[REDACTED]	[REDACTED]	[REDACTED]	[REDACTED]	[REDACTED]	[REDACTED]	[REDACTED]
[REDACTED]	[REDACTED]	[REDACTED]	[REDACTED]	[REDACTED]	[REDACTED]	[REDACTED]	[REDACTED]	[REDACTED]	[REDACTED]

REDACTED

FUEL EVALUATION FOR SPURLOCK UNIT NOS. 3 & 4

2017 1ST QUARTER SPOT PURCHASE

Date:	12/05/2016
Event Nbr:	257
Bid End Date:	10/27/2016

Coal Supplier	Number	Quality Btu			Delivery Cost		Evaluated Cost		Reason for Recommendation
		% Sulfur	% Ash	Tons	Term	\$ Ton	\$ MMBtu	\$ Ton	
[REDACTED]	[REDACTED]	[REDACTED]	[REDACTED]	[REDACTED]	[REDACTED]	[REDACTED]	[REDACTED]	[REDACTED]	[REDACTED]
[REDACTED]	[REDACTED]	[REDACTED]	[REDACTED]	[REDACTED]	[REDACTED]	[REDACTED]	[REDACTED]	[REDACTED]	[REDACTED]
[REDACTED]	[REDACTED]	[REDACTED]	[REDACTED]	[REDACTED]	[REDACTED]	[REDACTED]	[REDACTED]	[REDACTED]	[REDACTED]
[REDACTED]	[REDACTED]	[REDACTED]	[REDACTED]	[REDACTED]	[REDACTED]	[REDACTED]	[REDACTED]	[REDACTED]	[REDACTED]
[REDACTED]	[REDACTED]	[REDACTED]	[REDACTED]	[REDACTED]	[REDACTED]	[REDACTED]	[REDACTED]	[REDACTED]	[REDACTED]
[REDACTED]	[REDACTED]	[REDACTED]	[REDACTED]	[REDACTED]	[REDACTED]	[REDACTED]	[REDACTED]	[REDACTED]	[REDACTED]
[REDACTED]	[REDACTED]	[REDACTED]	[REDACTED]	[REDACTED]	[REDACTED]	[REDACTED]	[REDACTED]	[REDACTED]	[REDACTED]

Delivery cost considers the impact of the \$2/ton Kentucky clean coal tax credit.

REDACTED

PSC Request 25(a)(b)
 Page 12 of 13

FUEL EVALUATION FOR SPURLOCK UNIT NOS. 3 & 4

2017 1ST QUARTER SPOT PURCHASE

Date:	12/05/2016
Event Nbr:	257
Bid End Date:	10/27/2016

Coal Supplier	Number	Quality Btu			Delivery Cost		Evaluated Cost		Reason for Recommendation
		% Sulfur	% Ash	Tons	Term	\$ Ton	\$ MMBtu	\$ Ton	
[REDACTED]	[REDACTED]	[REDACTED]	[REDACTED]	[REDACTED]	[REDACTED]	[REDACTED]	[REDACTED]	[REDACTED]	[REDACTED]
[REDACTED]	[REDACTED]	[REDACTED]	[REDACTED]	[REDACTED]	[REDACTED]	[REDACTED]	[REDACTED]	[REDACTED]	[REDACTED]
[REDACTED]	[REDACTED]	[REDACTED]	[REDACTED]	[REDACTED]	[REDACTED]	[REDACTED]	[REDACTED]	[REDACTED]	[REDACTED]
[REDACTED]	[REDACTED]	[REDACTED]	[REDACTED]	[REDACTED]	[REDACTED]	[REDACTED]	[REDACTED]	[REDACTED]	[REDACTED]
[REDACTED]	[REDACTED]	[REDACTED]	[REDACTED]	[REDACTED]	[REDACTED]	[REDACTED]	[REDACTED]	[REDACTED]	[REDACTED]
[REDACTED]	[REDACTED]	[REDACTED]	[REDACTED]	[REDACTED]	[REDACTED]	[REDACTED]	[REDACTED]	[REDACTED]	[REDACTED]
[REDACTED]	[REDACTED]	[REDACTED]	[REDACTED]	[REDACTED]	[REDACTED]	[REDACTED]	[REDACTED]	[REDACTED]	[REDACTED]

Delivery cost considers the impact of the \$2/ton Kentucky clean coal tax credit.



REDACTED

EAST KENTUCKY POWER COOPERATIVE, INC.
PSC CASE NO. 2017-00002
FUEL ADJUSTMENT CLAUSE
RESPONSE TO INFORMATION REQUEST

COMMISSION STAFF'S INFORMATION REQUEST DATED 02/06/17
REQUEST 26

RESPONSIBLE PARTY: Mark Horn

Request 26. List each oral solicitation for coal supplies issued during the period from May 1, 2016 to October 31, 2016.

a. For each solicitation, state why the solicitation was not written, the date(s) of the solicitation, the quantities solicited, a general description of the quality of coal solicited, the time period over which deliveries were requested, and the generating unit(s) for which the coal was intended.

b. For each solicitation, identify all vendors solicited and the vendor(s) selected. Provide the bid tabulation sheet or other document that ranks the proposals. (This document shall identify all vendors who made offers.) State the reasons for each selection. For each lowest-cost bid not selected, explain why the bid was not selected.

Response 26a-b. Please see page 2 of this response.

EAST KENTUCKY POWER COOPERATIVE, INC.
PSC FUEL ADJUSTMENT CLAUSE CASE NO. 2017-00002

RESPONSE TO PSC ORDER DATED 02/06/16

Unit	Date	Reason	Quantity (Tons)	Quality	Time Period	Number of Vendors Contacted	Tabulation Sheet
Cooper	07/26/16	Immediate Response Required	45,000	6.0# SO ₂ /MMBtu <12% Ash >11,500 Btu	07/27/16—08/20/16	2	Test Purchase No Tabulation

EAST KENTUCKY POWER COOPERATIVE, INC.
PSC CASE NO. 2017-00002
FUEL ADJUSTMENT CLAUSE
RESPONSE TO INFORMATION REQUEST

COMMISSION STAFF'S INFORMATION REQUEST DATED 02/06/17
REQUEST 27

RESPONSIBLE PARTY: Mark Horn

Request 27. For the period from May 1, 2016 to October 31, 2016, list each vendor from whom coal was purchased and the quantity and nature of each purchase (e.g., spot or contract). For the period under review in total, provide the percentage of purchases that were spot versus contract.

Response 27. Please see pages 2 through 6 of this response. All contract purchases have been filed with the Commission.

<u>Supplier</u>	<u>Spot/Contract</u>	<u>Order Number</u>	<u>Quantity (Tons)</u>
Cooper			
<u>May 2016</u>			
B & W RESOURCES INC	L T Contract	0000000236	4,020.88
			May 2016
			4,020.88
<u>June 2016</u>			
B & W RESOURCES INC	L T Contract	0000000236	7,744.16
			June 2016
			7,744.16
<u>July 2016</u>			
B & W RESOURCES INC	L T Contract	0000000236	10,080.05
Blackhawk Coal Sales, LLC	Spot Market	0000251503	3,539.07
Nally & Hamilton Enterprises, Inc.	Spot Market	0000251504	1,596.46
			July 2016
			15,215.58
<u>August 2016</u>			
B & W RESOURCES INC	L T Contract	0000000236	10,484.64
Blackhawk Coal Sales, LLC	Spot Market	0000251503	21,453.15
Nally & Hamilton Enterprises, Inc.	Spot Market	0000251504	18,426.06
			August 2016
			50,363.85
<u>September 2016</u>			
B & W RESOURCES INC	L T Contract	0000000236	4,140.35
			September 2016
			4,140.35
<u>October 2016</u>			
B & W RESOURCES INC	L T Contract	0000000236	998.35
			October 2016
			998.35
<u>COOPER PERCENTAGE SPOT</u>	55%		
<u>COOPER PERCENTAGE CONTRACT</u>	45%		

<u>Supplier</u>	<u>Spot/Contract</u>	<u>Order Number</u>	<u>Quantity (Tons)</u>
Scrubber Coal			
<u>May 2016</u>			
OXFORD MINING COMPANY	L T Contract	0000000504	23,716.00
PEABODY COALSALES LLC	L T Contract	0000000526	30,820.00
FORESIGHT COAL SALES LLC	L T Contract	0000000532	7,822.00
FORESIGHT COAL SALES LLC	L T Contract	0000000532	1,582.00
ALLIANCE COAL LLC	Spot Market	0000551495	20,045.00
WHITE OAK RESOURCES LLC	Spot Market	0000551498	19,368.00
BOWIE REFINED COAL, LLC	Spot Market	0000551499	27,094.00
RIVER VIEW COAL, LLC	Spot Market	0000551500	32,883.00
RIVER VIEW COAL, LLC	Spot Market	0000551501	16,614.00
May 2016			179,944.00
<u>June 2016</u>			
OXFORD MINING COMPANY	L T Contract	0000000504	36,067.00
WHITE COUNTY COAL LLC	L T Contract	0000000508	20,680.00
RIVER VIEW COAL, LLC	L T Contract	0000000522	15,862.00
PEABODY COALSALES LLC	L T Contract	0000000526	30,812.00
FORESIGHT COAL SALES LLC	L T Contract	0000000532	14,265.00
FORESIGHT COAL SALES LLC	L T Contract	0000000532	12,836.00
ALLIANCE COAL LLC	Spot Market	0000551495	6,390.00
WHITE OAK RESOURCES LLC	Spot Market	0000551498	20,625.00
BOWIE REFINED COAL, LLC	Spot Market	0000551499	15,649.00
RIVER VIEW COAL, LLC	Spot Market	0000551500	9,728.00
RIVER VIEW COAL, LLC	Spot Market	0000551501	4,867.00
June 2016			187,781.00
<u>July 2016</u>			
OXFORD MINING COMPANY	L T Contract	0000000504	30,661.00
WHITE COUNTY COAL LLC	L T Contract	0000000508	37,977.00
RIVER VIEW COAL, LLC	L T Contract	0000000522	17,284.00
PEABODY COALSALES LLC	L T Contract	0000000526	29,612.00
RIVER VIEW COAL, LLC	L T Contract	0000000530	11,043.00
FORESIGHT COAL SALES LLC	L T Contract	0000000532	23,481.00
FORESIGHT COAL SALES LLC	L T Contract	0000000532	3,162.00
WHITE OAK RESOURCES LLC	Spot Market	0000551498	25,529.00
BOWIE REFINED COAL, LLC	Spot Market	0000551499	20,676.00
OXFORD MINING COMPANY	Spot Market	0000551502	6,376.00
July 2016			205,801.00

<u>Supplier</u>	<u>Spot/Contract</u>	<u>Order Number</u>	<u>Quantity (Tons)</u>
<u>August 2016</u>			
OXFORD MINING COMPANY	L T Contract	000000504	15,346.00
WHITE COUNTY COAL LLC	L T Contract	000000508	23,672.00
RIVER VIEW COAL, LLC	L T Contract	000000522	14,309.00
PEABODY COALSALLES LLC	L T Contract	000000526	30,505.00
RIVER VIEW COAL, LLC	L T Contract	000000530	11,127.00
FORESIGHT COAL SALES LLC	L T Contract	000000532	8,091.00
FORESIGHT COAL SALES LLC	L T Contract	000000532	7,949.00
WHITE OAK RESOURCES LLC	Spot Market	0000551498	17,548.00
BOWIE REFINED COAL, LLC	Spot Market	0000551499	17,685.00
OXFORD MINING COMPANY	Spot Market	0000551502	9,498.00
August 2016			155,730.00
<u>September 2016</u>			
OXFORD MINING COMPANY	L T Contract	000000504	5,144.00
WHITE COUNTY COAL LLC	L T Contract	000000508	7,959.00
RIVER VIEW COAL, LLC	L T Contract	000000522	4,736.00
WHITE OAK RESOURCES LLC	L T Contract	000000528	3,172.00
RIVER VIEW COAL, LLC	L T Contract	000000530	3,142.00
FORESIGHT COAL SALES LLC	L T Contract	000000532	3,184.00
WHITE OAK RESOURCES LLC	Spot Market	0000551498	4,724.00
BOWIE REFINED COAL, LLC	Spot Market	0000551499	3,135.00
OXFORD MINING COMPANY	Spot Market	0000551502	1,594.00
September 2016			36,790.00
<u>October 2016</u>			
OXFORD MINING COMPANY	L T Contract	000000504	17,030.00
WHITE COUNTY COAL LLC	L T Contract	000000508	31,613.00
RIVER VIEW COAL, LLC	L T Contract	000000522	19,271.00
PEABODY COALSALLES LLC	L T Contract	000000526	52,608.00
WHITE OAK RESOURCES LLC	L T Contract	000000528	12,639.00
WHITE OAK RESOURCES LLC	L T Contract	000000528	18,891.00
RIVER VIEW COAL, LLC	L T Contract	000000530	25,102.00
FORESIGHT COAL SALES LLC	L T Contract	000000532	6,345.00
FORESIGHT COAL SALES LLC	L T Contract	000000532	22,553.00
OXFORD MINING COMPANY	L T Contract	000000536	5,182.00
OXFORD MINING COMPANY	Spot Market	0000551502	8,000.00
BOWIE REFINED COAL, LLC	Spot Market	0000551505	16,236.00
OXFORD MINING COMPANY	Spot Market	0000551506	4,802.00
October 2016			240,272.00
<u>SPURLOCK 1 & 2 PERCENTAGE SPOT</u>	31%		
<u>SPURLOCK 1 & 2 PERCENTAGE CONTRACT</u>	69%		

<u>Supplier</u>	<u>Spot/Contract</u>	<u>Order Number</u>	<u>Quantity (Tons)</u>
CFB			
<u>May 2016</u>			
OXFORD MINING COMPANY	L T Contract	000000800	39,118.00
B & N COAL INC	L T Contract	000000824	23,580.00
FORESIGHT COAL SALES LLC	L T Contract	000000828	11,234.00
FORESIGHT COAL SALES LLC	L T Contract	000000828	3,186.00
B & N COAL INC	L T Contract	000000830	13,479.00
B & N COAL INC	L T Contract	000000832	15,084.00
FORESIGHT COAL SALES LLC	L T Contract	000000834	6,443.00
FORESIGHT COAL SALES LLC	L T Contract	000000834	3,198.00
May 2016			115,322.00
<u>June 2016</u>			
OXFORD MINING COMPANY	L T Contract	000000800	32,560.00
B & N COAL INC	L T Contract	000000824	23,036.00
FORESIGHT COAL SALES LLC	L T Contract	000000828	9,652.00
FORESIGHT COAL SALES LLC	L T Contract	000000828	17,545.00
B & N COAL INC	L T Contract	000000830	6,842.00
B & N COAL INC	L T Contract	000000832	9,978.00
FORESIGHT COAL SALES LLC	L T Contract	000000834	3,168.00
FORESIGHT COAL SALES LLC	L T Contract	000000834	4,719.00
June 2016			107,500.00
<u>July 2016</u>			
OXFORD MINING COMPANY	L T Contract	000000800	56,143.00
B & N COAL INC	L T Contract	000000824	23,443.00
FORESIGHT COAL SALES LLC	L T Contract	000000828	28,340.00
FORESIGHT COAL SALES LLC	L T Contract	000000828	9,611.00
B & N COAL INC	L T Contract	000000830	14,900.00
B & N COAL INC	L T Contract	000000832	5,199.00
FORESIGHT COAL SALES LLC	L T Contract	000000834	7,848.00
FORESIGHT COAL SALES LLC	L T Contract	000000834	1,653.00
July 2016			147,137.00

<u>Supplier</u>	<u>Spot/Contract</u>	<u>Order Number</u>	<u>Quantity (Tons)</u>
<u>August 2016</u>			
OXFORD MINING COMPANY	L T Contract	000000800	30,456.00
B & N COAL INC	L T Contract	000000824	21,721.00
FORESIGHT COAL SALES LLC	L T Contract	000000828	11,016.00
FORESIGHT COAL SALES LLC	L T Contract	000000828	9,608.00
B & N COAL INC	L T Contract	000000830	8,448.00
B & N COAL INC	L T Contract	000000832	10,043.00
FORESIGHT COAL SALES LLC	L T Contract	000000834	4,830.00
FORESIGHT COAL SALES LLC	L T Contract	000000834	4,680.00
August 2016			100,802.00
<u>September 2016</u>			
OXFORD MINING COMPANY	L T Contract	000000800	20,642.00
B & N COAL INC	L T Contract	000000824	1,631.00
FORESIGHT COAL SALES LLC	L T Contract	000000828	4,810.00
B & N COAL INC	L T Contract	000000830	1,680.00
B & N COAL INC	L T Contract	000000832	4,914.00
FORESIGHT COAL SALES LLC	L T Contract	000000834	1,601.00
September 2016			35,278.00
<u>October 2016</u>			
OXFORD MINING COMPANY	L T Contract	000000800	53,350.00
B & N COAL INC	L T Contract	000000824	23,386.00
FORESIGHT COAL SALES LLC	L T Contract	000000828	4,937.00
FORESIGHT COAL SALES LLC	L T Contract	000000828	28,663.00
B & N COAL INC	L T Contract	000000830	23,325.00
B & N COAL INC	L T Contract	000000832	3,345.00
FORESIGHT COAL SALES LLC	L T Contract	000000834	11,098.00
FORESIGHT COAL SALES LLC	L T Contract	000000834	3,237.00
October 2016			151,341.00
<u>SPURLOCK 3 & 4 PERCENTAGE SPOT</u>	0%		
<u>SPURLOCK 3 & 4 PERCENTAGE CONTRACT</u>	100%		
<u>TOTAL SYSTEM PERCENTAGE SPOT</u>	20%		
<u>TOTAL SYSTEM PERCENTAGE CONTRACT</u>	80%		

EAST KENTUCKY POWER COOPERATIVE, INC.
PSC CASE NO. 2017-00002
FUEL ADJUSTMENT CLAUSE
RESPONSE TO INFORMATION REQUEST

COMMISSION STAFF'S INFORMATION REQUEST DATED 02/06/17
REQUEST 28

RESPONSIBLE PARTY: Mark Horn

Request 28. For the period from May 1, 2016 to October 31, 2016, list each vendor from whom natural gas was purchased for generation and the quantity and nature of each purchase (e.g., spot or contract). For the period under review in total, provide the percentage of purchases that were spot versus contract.

Response 28.

<u>Vendor</u>	<u>Quantity (MMBtu)</u>	<u>Type of Purchase</u>
BP Energy	73,997	Spot
Direct Energy	2,483	Spot
NJR Energy	885,794	Spot
Sequent	109,000	Spot
Tenaska	594,188	Spot
TGP*	6,910	Spot

Please note that NAESB contracts with the above vendors have been filed with the Commission. For the period under review in total (six-month period ending October 31, 2016), East Kentucky's gas purchases were 100% spot.

* TGP is the pipeline transportation company. Quantity shown is monthly balancing on the pipeline.

EAST KENTUCKY POWER COOPERATIVE, INC.
PSC CASE NO. 2017-00002
FUEL ADJUSTMENT CLAUSE
RESPONSE TO INFORMATION REQUEST

COMMISSION STAFF'S INFORMATION REQUEST DATED 02/06/17
REQUEST 29

RESPONSIBLE PARTY: Mark Horn

Request 29. State whether East Kentucky engages in hedging activities for its coal or natural gas purchases used for generation. If the response is yes, describe the hedging activities in detail.

Response 29. Yes, East Kentucky engages in “physical” hedging of its coal supply and pricing by blending contract coal with long- and short-term spot coal. Spot coal is procured with purchase orders. Coal contract terms will vary based on market conditions, and have staggered expiration and reopener dates to levelize coal contract pricing. Some of the factors that impact contract mix are coal availability, foreseeable mining or transportation problems, and planned unit outages.

EAST KENTUCKY POWER COOPERATIVE, INC.

PSC CASE NO. 2017-00002

FUEL ADJUSTMENT CLAUSE

RESPONSE TO INFORMATION REQUEST

COMMISSION STAFF'S INFORMATION REQUEST DATED 02/06/17

REQUEST 30

RESPONSIBLE PARTY: Mark Horn

Request 30. For each generating unit for which a separate coal pile is maintained, state for the period from May 1, 2016 to October 31, 2016, the actual amount of coal burned in tons, actual amount of coal deliveries in tons, total kWh generated, and actual capacity factor at which the plant operated.

Response 30. Please see page 2 of this response.

PSC FUEL ADJUSTMENT CLAUSE CASE NO. 2017-00002

RESPONSE TO DATA REQUEST DATED 02/06/17

Station	May	June	July	August	September	October
Cooper						
Tons Burned	3,224.00	4,620.50	60,285.50	63,531.50	16,300.00	5,495.50
Tons Delivered	4,020.88	7,744.16	15,215.58	50,363.85	4,140.35	998.35
Generation—Net kWh	3,547,000.00	8,628,000.00	136,401,000.00	152,208,000.00	36,666,000.00	11,366,000.00
Actual Capacity Factor (net)	1.40	3.51	53.76	59.99	14.93	4.48

Spurlock 1 & 2

Tons Burned	198,187.00	233,254.00	256,642.00	233,698.00	191,180.00	133,106.00
Tons Delivered	179,944.00	187,781.00	205,801.00	155,730.00	36,790.00	240,272.00
Generation—Net kWh	444,573,273.00	519,262,363.00	552,018,502.00	496,856,985.00	403,708,422.00	277,749,684.00
Actual Capacity Factor (net)	73.77	89.04	91.60	82.45	69.22	46.09

Gilbert/Spurlock 4

Tons Burned	106,201.00	150,603.00	144,484.00	134,420.00	156,453.00	138,342.00
Tons Delivered	115,322.00	107,500.00	147,137.00	100,802.00	35,278.00	151,341.00
Generation—Net kWh	239,651,000.00	353,686,000.00	322,565,000.00	310,077,000.00	349,970,000.00	328,888,000.00
Actual Capacity Factor (net)	60.10	91.65	80.89	77.76	90.68	82.47

EAST KENTUCKY POWER COOPERATIVE, INC.

PSC CASE NO. 2017-00002

FUEL ADJUSTMENT CLAUSE

RESPONSE TO INFORMATION REQUEST

COMMISSION STAFF'S INFORMATION REQUEST DATED 02/06/17

REQUEST 31

RESPONSIBLE PARTY: Mark Horn

Request 31. For each natural gas generating unit, state for the period from May 1, 2016 to October 31, 2016, the actual amount of natural gas burned, total kWh generated, and actual capacity factor at which the plant operated.

Response 31. Please see page 2 of this response.

PSC FUEL ADJUSTMENT CLAUSE CASE NO. 2017-00002

RESPONSE TO DATA REQUEST DATED 02/06/17

Station	May	June	July	August	September	October
Smith 1-3						
Gas Burned (MCF)	27,934.00	17,440.00	179,271.00	82,600.00	6,682.00	4,702.00
Generation—Net kWh	1,936,000.00	1,139,000.00	13,281,000.00	6,178,000.00	280,000.00	205,000.00
Actual Capacity Factor (net)	0.83	0.51	5.72	2.66	0.12	0.09
Smith 4-7						
Gas Burned (MCF)	91,839.00	78,189.00	313,587.00	228,917.00	63,136.00	27,590.00
Generation—Net kWh	7,395,000.00	6,279,000.00	25,556,000.00	18,584,000.00	4,933,000.00	1,987,000.00
Actual Capacity Factor (net)	3.55	3.11	12.27	8.92	2.45	0.95
Smith 9-10						
Gas Burned (MCF)	58,059.00	44,178.00	133,935.00	65,461.00	19,320.00	16,698.00
Generation—Net kWh	5,706,000.00	4,325,000.00	12,512,000.00	5,957,000.00	1,576,000.00	1,128,000.00
Actual Capacity Factor (net)	4.41	3.45	9.67	4.60	1.26	0.87
Bluegrass 1-2						
Gas Burned (MCF)	2,235.00	0.00	25,845.00	38,495.00	41,657.00	0.00
Generation—Net kWh	179,000.00	0.00	2,316,000.00	3,574,000.00	4,003,000.00	0.00
Actual Capacity Factor (net)	0.07	0.00	0.94	1.46	1.68	0.00

EAST KENTUCKY POWER COOPERATIVE, INC.
PSC CASE NO. 2017-00002
FUEL ADJUSTMENT CLAUSE
RESPONSE TO INFORMATION REQUEST

COMMISSION STAFF'S INFORMATION REQUEST DATED 02/06/17
REQUEST 32

RESPONSIBLE PARTY: Mark Horn

Request 32. a. During the period from May 1, 2016 to October 31, 2016, have there been any changes to East Kentucky's written policies and procedures regarding its fuel procurement?

b. If yes,

- (1) Describe the changes;
- (2) State the date(s) the changes were made;
- (3) Explain why the changes were made; and
- (4) Provide these written policies and procedures as changed.

c. If no, provide the date when East Kentucky's current fuel procurement policies and procedures were last changed, when they were last provided to the Commission, and identify the proceeding in which they were provided.

Response 32a-c. East Kentucky updated its Fuel and Emissions Department Procurement Manual ("Manual") on September 21, 2016. During the department's annual review, changes were made to the Fuel, Emissions, Limestone, and Lime Strategy ("Strategy") as well as procurement procedures. The Strategy was updated to include three new procedures added to the Manual, delete Dale Power Station, and add Bluegrass Generating Station. Language was

inserted into existing procurement procedures relating to opportunities for improvement and to better align the fuel and emissions department guidelines with East Kentucky's policies. A copy of the Manual, which includes the procedures and Strategy, is provided on the attached CD, which is filed under seal and subject to a motion for confidential treatment filed contemporaneously herewith. The revised copy is on pages 4 through 124, and the redline copy is on pages 125 through 240 of the CD. Confidential treatment was granted for the previous version of this document as tendered in Case No. 2016-00002.

On July 12, 2016, the East Kentucky Board of Directors updated Policy No. 404, Transaction Authority Limits for Energy and Energy Related Commodities and Transportation, to reflect the inclusion of Bluegrass Generating Station to the generation portfolio by increasing the Firm Gas Transportation and No-Notice Firm Service limits as well as the Physical Natural Gas limits and updating the subsequent matrix explanation. The revised policy also reflects changes in the limestone markets where mine closures could reduce the number of competitive bids and, lastly, the addition of a new lime product now used to mitigate emissions. A copy of this policy is provided on the attached CD, which is filed under seal and subject to a motion for confidential treatment. A revised copy of the policy is on pages 241 through 257, and the redline copy is on pages 258 through 274 of the CD. Confidential treatment was granted for the previous version of this document as tendered in Case No. 2014-00451.

On June 13, 2016, the East Kentucky Board of Directors approved Policy No. 405, Hedging. Since its initial adoption by the East Kentucky Board of Directors, the policy has been subject to several changes due to East Kentucky fully integrating with PJM, which led to hedge strategy for each individual plant instead of the system as a whole. The policy has been subject to further review and evaluation by East Kentucky's management due to recent changes to East Kentucky's generation portfolio. The rewritten policy now reflects changes made in East Kentucky's generating assets, such as the inclusion of Bluegrass Generating Station and exclusion of Dale Power Station. A copy of this policy is provided on the attached CD, which is filed under seal and subject to a motion for confidential treatment. A copy of the policy is on pages 275 through 281 of the CD.

Other written policies and procedures previously filed with the Commission is Administrative Policy No. A031, revised April 26, 2016, and filed on August 26, 2016, in Case No. 2016-00231.

EAST KENTUCKY POWER COOPERATIVE, INC.
PSC CASE NO. 2017-00002
FUEL ADJUSTMENT CLAUSE
RESPONSE TO INFORMATION REQUEST

COMMISSION STAFF'S INFORMATION REQUEST DATED 02/06/17

REQUEST 33

RESPONSIBLE PARTY: Mark Horn

Request 33. a. State whether East Kentucky is aware of any violations of its policies and procedures regarding fuel procurement that occurred prior to or during the period from May 1, 2016 to October 31, 2016.

b. If the response is yes, for each violation:

(1) Describe the violation;

(2) Describe the action(s) that East Kentucky took upon discovering

the violation; and

(3) Identify the person(s) who committed the violation.

Response 33a-b. No, East Kentucky is not aware of any violations of its policies and procedures regarding fuel procurement.

EAST KENTUCKY POWER COOPERATIVE, INC.

PSC CASE NO. 2017-00002

FUEL ADJUSTMENT CLAUSE

RESPONSE TO INFORMATION REQUEST

COMMISSION STAFF'S INFORMATION REQUEST DATED 02/06/17

REQUEST 34

RESPONSIBLE PARTY: Mark Horn

Request 34. Identify and explain the reasons for all changes in the organizational structure and personnel of the departments or divisions that are responsible for East Kentucky's fuel procurement activities that occurred during the period from May 1, 2016 to October 31, 2016.

Response 34. East Kentucky did not make any changes to its organizational structure relating to fuel procurement during the period from May 1, 2016, through October 31, 2016.

EAST KENTUCKY POWER COOPERATIVE, INC.
PSC CASE NO. 2017-00002
FUEL ADJUSTMENT CLAUSE
RESPONSE TO INFORMATION REQUEST

COMMISSION STAFF'S INFORMATION REQUEST DATED 02/06/17

REQUEST 35

RESPONSIBLE PARTY: Craig A. Johnson

Request 35. a. Identify all changes that East Kentucky made during the period from May 1, 2016 to October 31, 2016, to its maintenance and operation practices that affect fuel usage at East Kentucky's generation facilities.

b. Describe the impact of these changes on East Kentucky's fuel usage.

Response 35a-b. a. East Kentucky made no changes to its maintenance and operation practices which affect fuel usage at any of its generation facilities during the period under review.

b. This request is not applicable. Please see Response 35a, above.

EAST KENTUCKY POWER COOPERATIVE, INC.

PSC CASE NO. 2017-00002

FUEL ADJUSTMENT CLAUSE

RESPONSE TO INFORMATION REQUEST

COMMISSION STAFF'S INFORMATION REQUEST DATED 02/06/17

REQUEST 36

RESPONSIBLE PARTY: Julia J. Tucker

Request 36. a. List all intersystem sales during the period from May 1, 2016 to October 31, 2016, in which East Kentucky used a third party's transmission system.

b. For each sale listed above:

(1) Describe the effect on the FAC calculation of line losses related to intersystem sales when using a third party's transmission system; and

(2) State the line-loss factor used for each transaction and describe how such line-loss factor was determined.

Response 36a-b. a. None

b. (1) Not applicable.

(2) Not applicable.

EAST KENTUCKY POWER COOPERATIVE, INC.
PSC CASE NO. 2017-00002
FUEL ADJUSTMENT CLAUSE
RESPONSE TO INFORMATION REQUEST

COMMISSION STAFF'S INFORMATION REQUEST DATED 02/06/17
REQUEST 37

RESPONSIBLE PARTY: Julia J. Tucker

Request 37. a. Describe the effect on the FAC calculation of line losses related to intersystem sales when not using a third party's transmission system.

b. Describe each change that East Kentucky made to its methodology for calculating intersystem sales line losses during the period from May 1, 2016 to October 31, 2016.

Response 37a-b. a. East Kentucky did not have intersystem sales that did not use a third party's transmission system, so there is no impact on the FAC calculation.

b. East Kentucky did not make any changes to its methodology for calculating sales line losses during the period under review.

EAST KENTUCKY POWER COOPERATIVE, INC.

PSC CASE NO. 2017-00002

FUEL ADJUSTMENT CLAUSE

RESPONSE TO INFORMATION REQUEST

COMMISSION STAFF'S INFORMATION REQUEST DATED 02/06/17

REQUEST 38

RESPONSIBLE PARTY: Mark Horn

Request 38. State whether East Kentucky has solicited bids for coal with the restriction that it was not mined through strip mining or mountain top removal. If the response is yes, explain the reasons for the restriction on the solicitation, the quantity in tons and price per ton of the coal purchased as a result of this solicitation, and the difference between the price of this coal and the price it could have obtained for the coal if the solicitation had not been restricted.

Response 38. East Kentucky did not solicit bids for coal with the restriction that the coal was not to be mined through strip mining or mountain top removal.

EAST KENTUCKY POWER COOPERATIVE, INC.

PSC CASE NO. 2017-00002

FUEL ADJUSTMENT CLAUSE

RESPONSE TO INFORMATION REQUEST

COMMISSION STAFF'S INFORMATION REQUEST DATED 02/06/17

REQUEST 39

RESPONSIBLE PARTY: Craig A. Johnson

Request 39. Provide a detailed discussion of any specific generation efficiency improvements East Kentucky has undertaken during the period from May 1, 2016, to October 31, 2016.

Response 39. EKPC did not make any specific generation efficiency improvements during the period from May 1, 2016 to October 31, 2016.

EAST KENTUCKY POWER COOPERATIVE, INC.

PSC CASE NO. 2017-00002

FUEL ADJUSTMENT CLAUSE

RESPONSE TO INFORMATION REQUEST

COMMISSION STAFF'S INFORMATION REQUEST DATED 02/06/17

REQUEST 40

RESPONSIBLE PARTY: Mark Horn

Request 40. State whether all contracts related to commodity and/or transportation have been filed with the Commission. If any contracts have not been filed, explain why they have not been filed and provide a copy.

Response 40. All fuel contracts related to commodity and/or transportation have been filed with the Commission.

EAST KENTUCKY POWER COOPERATIVE, INC.

PSC CASE NO. 2017-00002

FUEL ADJUSTMENT CLAUSE

RESPONSE TO INFORMATION REQUEST

COMMISSION STAFF'S INFORMATION REQUEST DATED 02/06/17

REQUEST 41

RESPONSIBLE PARTY: Michelle Carpenter

Request 41. Identify any issues that could affect fuel costs for the two-year period that remain unresolved or unsettled. Include in the response any issues related to billings from a regional transmission operator. Consider this a continuing request to inform the Commission if East Kentucky becomes aware of any issues during the course of this proceeding.

Response 41. As of the date of this response, East Kentucky is aware of no issues that it considers to be unresolved or unsettled that could affect fuel cost for the two year review period ending October 31, 2016. Also, East Kentucky is not aware of any outstanding disputes of amounts billed by PJM related to the two year review period. However, the Commission should be aware that East Kentucky is routinely billed by PJM for prior period adjustments to billing codes that are includable in the FAC. At times, these adjustments may be related to months that fall outside of a two year review period, and have historically been immaterial in nature. These charges and credits are included within the total of the PJM Day Ahead and Balancing reported on the respective monthly FAC filings. East Kentucky has no control over PJM's adjustment

process and such adjustments are typically not associated with amounts disputed during East Kentucky's weekly settlement process. Generally such adjustments are not known by East Kentucky until billed and are considered to be part of the normal course of business for Regional Transmission Organizations (RTO). Therefore, as a member of PJM, East Kentucky believes that such adjustments represent the most recent actual fuel cost to the Company and are therefore, included in the FAC when invoiced by PJM.

During the current two year review period, net charges included in the FAC that related to periods outside of the two year review period were \$66,216. In the three months subsequent to the two year review period ending October 31, 2016, PJM made prior period net credit adjustments of \$87,176 to FAC includable billing codes related to months covered in or before the two year review period. These credit adjustments were not typical adjustments given they primarily resulted from East Kentucky self-reporting meter reading errors in December 2016 that impacted the months of July 2016 through October 2016. All of the above mentioned adjustments were included in the FAC in the month East Kentucky was invoiced by PJM. East Kentucky anticipates that PJM will issue an additional credit adjustment of \$36,909 on the February 2017 month-end invoice for the October 2016 meter reading error. This credit will also be included in the FAC in the month received from PJM.

EAST KENTUCKY POWER COOPERATIVE, INC.
PSC CASE NO. 2017-00002
FUEL ADJUSTMENT CLAUSE
RESPONSE TO INFORMATION REQUEST

COMMISSION STAFF'S INFORMATION REQUEST DATED 02/06/17

REQUEST 42

RESPONSIBLE PARTY: Craig A. Johnson

Request 42. Explain in detail how East Kentucky classifies a generation outage as forced or scheduled.

Response 42. As a member of PJM, EKPC classifies its generation outages using the definitions in PJM Manual 14D (Generation Operation Requirements), which in turn follows the NERC GADS definitions for various types of outages. PJM does not schedule when outages should take place; PJM only accepts or rejects the requests for planned outages. The following is a link to PJM Manual 14D: <http://www.pjm.com/~media/documents/manuals/m14d.ashx>. The definitions for the various types of outages start on Page 58 of the manual.

Following the NERC GADS definitions, PJM Manual 14D specifies three generation outage reporting classifications: Planned Outage, Maintenance Outage, and Unplanned Outage. Below are excerpts from PJM Manual 14D regarding these outage classifications.

From PJM Manual 14D, Section 7.3.1 (Planned Outage):

“A Generator Planned Outage is the scheduled removal from service, in whole or in part, of a generating unit for inspection, maintenance or repair with the approval of PJM.”

From PJM Manual 14D, Section 7.3.2 (Maintenance Outage):

“A Generator Maintenance Outage is the scheduled removal from service, in whole or in part, of a generating unit in order to perform necessary repairs on specific components of the facility with the approval of PJM.”

From PJM Manual 14D, Section 7.3.3 (Unplanned Outage):

“A Generator Unplanned (Forced) Outage is an immediate reduction in output or capacity or removal from service, in whole or in part, of a generating unit by reason of an Emergency or threatened Emergency, unanticipated failure, or other cause beyond the control of the owner or operator of the facility.”