


RECEIVED

JUN 22 2018

PUBLIC SERVICE  
COMMISSION



**BRIAN CUMBO**

ATTORNEY AT LAW

86 W. Main St., Suite 100  
P.O. Box 1844  
Inez, KY 41224  
(606) 298-0428  
FAX: (606) 298-0316  
cumbolaw@cumbolaw.com

ADMITTED IN KY AND WV

June 21, 2018

Public Service Commission  
P.O. Box 615  
Frankfort, KY 40602

RE: Martin County Water District  
PSC Case No. 2016-00142

To Whom It May Concern:

Enclosed please find original and six (6) copies of Martin Water District's Response to PSC's Post Hearing Request for Information dated June 5, 2018 and Martin Water District's Response to MCCC's Post Hearing Request for Information dated June 6, 2018.

Thank you for your attention to this matter.

Very truly yours,

BRIAN CUMBO

BC/ld  
Enclosure

RECEIVED

JUN 22 2018

PUBLIC SERVICE  
COMMISSION

COMMONWEALTH OF KENTUCKY

BEFORE THE PUBLIC SERVICE COMMISSION

In the Matter of:

INVESTIGATION OF THE OPERATING )  
CAPACITY OF MARTIN COUNTY WATER )  
DISTRICT PURSUANT TO KRS 278.280 )

CASE NO. 2016-00142

**MARTIN COUNTY WATER  
DISTRICT'S RESPONSE TO  
MCCC'S POST HEARING  
REQUEST FOR INFORMATION  
DATED JUNE 6, 2018**


## CERTIFICATE OF SERVICE

This will certify that a true and correct copy of the foregoing was emailed and mailed, postage paid, on this the 21 day of June, 2018, to the following:

Public Service Commission  
P.O. Box 615  
Frankfort, KY 40602  
*brittany.koenig@ky.gov*

Hon. Mary Varson Cromer  
Appalachian Citizens' Law Center, Inc.  
317 Main Street  
Whitesburg, KY 41858  
*mary@appalachianlawcenter.org*

Hon. M. Todd Osterloh  
Hon. James Wilson Gardner  
Sturgill, Turner, Barker & Moloney, PLLC  
333 West Vine Street, Ste. 1400  
Lexington, KY 40507  
*tosterloh@sturgillturner.com*  
*jameswilsongardner@gmail.com*

  
\_\_\_\_\_  
BRIAN CUMBO

1. Provide a copy of any correspondence from Department for Local Government (“DLG”) that indicates that the Martin District is or was non-compliant in failing to timely provide a 2018 budget.

RESPONSE: See Exhibit 1.

2. Provide a copy of all correspondence sent by the Martin District in response to DLG’s notification and provide with such correspondence a copy of the 2018 budget sent to DLG.

RESPONSE: See Exhibit 1.

3. Provide a copy of any letter or other correspondence sent by Greg Scott regarding the Hollybush water and sewer line extension project.

RESPONSE: See Exhibit 2.

4. Provide a copy of documentation showing the Martin District’s net operating loss for 2017.

RESPONSE: See Exhibit 3.

5. Provide a copy of all cash flow operating budgets for 2017 and 2018 and any adjustments to those budgets that have been made on a monthly basis.

RESPONSE: See Exhibit 4.

6. Provide a copy of documentation showing the Martin District’s current cash balance.

RESPONSE: See Exhibit 5.

7. Provide documentation of the number of meters pulled and the number of meters reinstalled since the Martin District began what Linda Sumpter referred to as “aggressive collections.”

RESPONSE: See Exhibit 6.

8. Provide a copy of the Martin District’s most current Accounts Payable report.

RESPONSE: See Exhibit 7.

9. Provide a copy of the Accounts Payable report as of April 1, 2018.

RESPONSE: See Exhibit 8.

10. Provide documentation that shows the 17% decrease in expenses discussed by Jimmy Don Kerr and Linda Sumpter broken down by expense category.

RESPONSE: See Exhibit 9.

11. List all items and real property that the Martin District rents and provide the monthly rental expense for each.

RESPONSE: 6" diesel pump from Service Pumps - \$3,000.00.

12. Describe the procedures used by the billing office to determine what debts are uncollectible. Provide a copy of any written procedures for determining uncollectible debts. If no written procedures exist, state so affirmatively.

RESPONSE: The billing office determines what debts are uncollectable (i.e. the customer is deceased; there is no current contact information on records for the customer). The Board made a decision at the June 12, 2018 meeting to write off any account older than two years. At this time, there are no written procedures, but the Board decision will be in the minutes.

13. Provide a copy of any Memorandum of Agreement/Understanding entered by the Martin District regarding the recent ARC or AML grants.


RESPONSE: None.

14. Provide a copy of the Martin District's most current Accounts Receivable report.

RESPONSE: See Exhibit 10.

VERIFICATION

I, Greg Scott, of the Martin County Water District, hereby verify that the responses and exhibits attached hereto are true and correct to the best of my knowledge.

  
\_\_\_\_\_  
GREG SCOTT

STATE OF KENTUCKY)

COUNTY OF MARTIN)

SUBSCRIBED, SWORN and ACKNOWLEDGED before me by Greg Scott this 20th  
day of June, 2018.

My Commission Expires: 9-18-18.

  
\_\_\_\_\_  
NOTARY PUBLIC, STATE AT LARGE

# EXHIBIT 1

The Martin County Water District's Financial Disclosure Report for 2018 was approved at the June 12, 2018 Board meeting and submitted to DLG on June 15, 2018.





Martin County Water District

Financial Disclosure Report 2018

SPGE INFORMATION		
CONTACT NAME Greg Scott	TELEPHONE NUMBER (606) 298-3885	FAX NUMBER
MAILING ADDRESS 387 East Main Street, Suite 140	EMAIL greg_scott818@yahoo.com	
CITY Inez	STATE KY	ZIP CODE 41224
DO YOU HAVE A DULY ADOPTED BUDGET IN PLACE? Yes	IF NO, EXPLANATION: N/A	

**FINANCIAL INFORMATION**

Description	Current Year Estimates	Amendments / Transfers	Year End Actuals
<b>Utility Operating Income</b>			
Operation Revenues	\$2,294,722.00	\$0.00	\$0.00
Operation and Maintenance	\$1,875,675.00	\$0.00	\$0.00
Depreciation Expense	\$773,500.00	\$0.00	\$0.00
Amortization Expense	\$1,662.00	\$0.00	\$0.00
Taxes Other Than Income	\$43,659.00	\$0.00	\$0.00
Net Utility Operating Expenses	\$2,694,496.00	\$0.00	\$0.00
<b>TOTALS</b>	<b>\$(399,774.00)</b>	<b>\$0.00</b>	<b>\$0.00</b>

**Other Income**

Net Results / Merchandising,	\$0.00	\$0.00	\$0.00
Interest and Dividend Income	\$190.00	\$0.00	\$0.00
Income from Utility Plant Leased	\$0.00	\$0.00	\$0.00
Gains (Losses) form Disposition	\$0.00	\$0.00	\$0.00
Borrowed Money	\$0.00	\$0.00	\$0.00
Allowance for Funds Used During	\$0.00	\$0.00	\$0.00
Nonutility Income	\$0.00	\$0.00	\$0.00
<b>TOTALS</b>	<b>\$190.00</b>	<b>\$0.00</b>	<b>\$0.00</b>

**Other Deductions**

Miscellaneous Nonutility Expense	\$0.00	\$0.00	\$0.00
Taxes Other Than Income	\$0.00	\$0.00	\$0.00
Interest Expense	\$93,975.00	\$0.00	\$0.00

**FINANCIAL INFORMATION**

<i>Description</i>	<i>Current Year Estimates</i>	<i>Amendments / Transfers</i>	<i>Year End Actuals</i>
Capital Expenditures	\$1,300,000.00	\$0.00	\$0.00
Principal Loan Payments	\$116,442.00	\$0.00	\$0.00
<b>TOTALS</b>	<b>\$1,510,417.00</b>	<b>\$0.00</b>	<b>\$0.00</b>

**Contributions and Extraordinary Items**

Income Before Contributions and	\$(1,910,001.00)	\$0.00	\$0.00
Carryover from Prior Fiscal Year	\$82,120.00	\$0.00	\$0.00
Proceeds from Capital	\$1,300,000.00	\$0.00	\$0.00
Add in Depreciation /	\$775,162.00	\$0.00	\$0.00
Net Extraordinary Items	\$0.00	\$0.00	\$0.00
<b>CHANGE IN NET ASSETS</b>	<b>\$247,281.00</b>	<b>\$0.00</b>	<b>\$0.00</b>
(Ending Cash Balance)			

*\*\* Year End Actual Figures are the actual figures reported at the end of the fiscal year and are un-audited \*\**

# DEPARTMENT FOR LOCAL GOVERNMENT



## SPGE Dashboard Martin County Water District

( Water District - Calendar Year Entity )

### FY 2016

(January 1, 2016 - December 31, 2016)

[VIEW / HIDE FY 2016](#)

### FY 2017

(January 1, 2017 - December 31, 2017)

[VIEW / HIDE FY 2017](#)

### FY 2018

(January 1, 2018 - December 31, 2018)

[VIEW / HIDE FY 2018](#)

#### ACCOUNT INFORMATION

Registration	REGISTRATION	COMPLETED DATE	<a href="#">GO TO</a>
2016 TOTAL	OPENS	05/29/2018	<a href="#">REGISTRATION</a>
REVENUE FROM ALL	11/1/2017		

SOURCES: \$2,071,861.00	REGISTRATION DUE 1/15/2018			
<b>Financial Disclosure</b>	BUDGET SUBMITTED 06/15/2018 BY GREG SCOTT BUDGET OPENS 11/1/2017 BUDGET DUE 1/15/2018	AMENDMENT / TRANSFER NONE AMEND/TRANS OPENS 1/1/2018 AMEND/TRANS DUE 12/31/2018	YEAR END ACTUAL NONE ACTUALS OPENS 1/1/2019 ACTUALS DUE 3/1/2019	<i>UFIR not required</i>
<b>Audits</b> HIGHER OF REVENUES/EXPENSES: \$0.00	AUDIT OPENS 3/1/2019  AUDIT DUE 1/1/2020	AUDIT/ATTESTATION SUBMITTED NOT SUBMITTED	FINANCIALS NOT YET AVAILABLE NEXT AUDIT DUE: AUDIT TYPE TBD DUE DATE TBD	<u>UPLOAD</u> <u>AUDIT</u>

\*\* Choose first FY to audit (2015, 2016, 2017, 2018). Audit/Attestation is due 12 months after close of FY.

FINANCIAL DISCLOSURE LINKS
<a href="#">Workbook Download</a>
<a href="#">View Budget Estimates</a>
<a href="#">Enter Budget Amendments / Transfers</a>
<a href="#">Enter Year End Actuals</a>

## Compliance Reports

MORE / LESS

FY	REGISTRATION	BUDGETS	AMENDMENTS	ACTUALS	AUDITS
2019					

2018	<u>2018 rcpt</u>	<u>2018</u>			
2017	<u>2017 rcpt</u>	<u>2017</u>			
2016	<u>2016 rcpt</u>	<u>2016</u>		2016	
2015	<u>2015 rcpt</u>	<u>2015</u>	2015	2015	<u>2015</u>

AUDIT REPORTS

2015     

2014     

2013     

UPLOAD PREVIOUS AUDIT

UFIR REPORTS

*UFIR NOT REQUIRED*

OFFICE OF THE GOVERNOR      COMMONWEALTH OF KENTUCKY  
**DEPARTMENT FOR LOCAL  
 GOVERNMENT** 

## Special Purpose Governmental Entity (SPGE) Registration Evaluation

Ooops. There was an error accessing the Online Payments page. Please print a  
 copy  
 of this Invoice Page and mail with a paper check to DLG.

### Martin County Water District - (EID# 2687)

eMail: greg\_scott818@yahoo.com

We are experiencing issues with our credit card payment interface. Please print this page and send it, along with a check for the amount below.

SPGE Registration Fee - 2018	\$500.00
TOTAL	\$500.00

Please make sure check is made out to 'Kentucky State Treasurer' and send along with a printout of this page to:

Cities & Special Districts Branch  
 Department for Local Government  
 1024 Capital Center Drive, Suite 340  
 Frankfort, KY 40601

PRINT THIS PAGE

MARTIN COUNTY WATER DISTRICT  
KENTUCKY STATE TREASURER

13814

Check Number 13814  
Check Date May 25, 2018

Check Amount \$500.00

Item to be Paid - Description

Discount Take Amount Paid

SPGE REGISTRATION FEE - 2018

500.00

ORIGINAL DOCUMENT PRINTED ON CHEMICAL REACTIVE PAPER WITH MICROPRINTED BORDER

13814

MARTIN COUNTY WATER DISTRICT  
OPERATION & MAINTENANCE  
387 EAST MAIN STREET SUITE 140  
INEZ, KY 41224



73-519/421

Memo:

DATE  
May 25, 2018

AMOUNT  
\*\*\*\*\*\$500.00

PAY Five Hundred and 00/100 Dollars

TO THE  
ORDER  
OF

KENTUCKY STATE TREASURER  
DEPT FOR LOCAL GOVERNMENT  
1024 CAPITAL CENTER DRIVE  
FRANKFORT, KY 40601



THIS DOCUMENT CONTAINS HEAT SENSITIVE INK. TOUCH OR PRESS HERE. RED IMAGE DISAPPEARS WITH HEAT.

⑈013814⑈ ⑆042105196⑆

⑈0400134003⑈

MARTIN COUNTY WATER DISTRICT  
KENTUCKY STATE TREASURER

13814

Check Number 13814  
Check Date May 25, 2018

Check Amount \$500.00

Item to be Paid - Description

Discount Take Amount Paid

SPGE REGISTRATION FEE - 2018

500.00

# EXHIBIT 2



# MARTIN COUNTY WATER DISTRICT

387 East Main Street Suite 140  
INEZ, KY 41224

606-298-3885 OFFICE

606-298-4913 Fax

---

April 11, 2018

To: Kentucky Engineering Group

Bob Taylor,

I am writing to you in regards to the proposed water line extension and tank site for the new Sheldon Clark High School.

I have concerns regarding hydraulics in that area.

As you know, we have had, and continue to have problems in that area.

Please address my concerns.

Thank you,

Greg Scott, General Manager

# EXHIBIT 3

MARTIN COUNTY WATER DISTRICT  
Income Statement  
For the Twelve Months Ending December 31, 2017

	Current Month		Year to Date	
<b>Revenues</b>				
Interest & Dividend Income	\$ 292.33	0.16	\$ 475.43	0.02
Unmetered Water Revenues	0.00	0.00	1,458.00	0.07
Metered Sales To Resid Cust	143,905.42	80.45	1,517,483.85	74.53
Metered Sales to Comm Cust	19,434.65	10.87	247,330.93	12.15
Metered Sales to Comm Exempt	6,058.10	3.39	70,493.50	3.46
Metered Sales to Public Auth	0.00	0.00	16,740.00	0.82
Other Sales to Public Auth	0.00	0.00	75,520.38	3.71
Miscellaneous Service Revenue	2,727.42	1.52	31,227.17	1.53
Miscellaneous Service Rev	0.00	0.00	234.20	0.01
Other Water Revenues-Penalitie	6,431.07	3.60	68,456.23	3.36
Other Water Revenues	0.00	0.00	6.70	0.00
Other Revenues	0.00	0.00	6,484.12	0.32
Other Revenues-Vendors Comp	19.53	0.01	265.31	0.01
	<hr/>		<hr/>	
<b>Total Revenues</b>	<b>178,868.52</b>	<b>100.00</b>	<b>2,036,175.82</b>	<b>100.00</b>
	<hr/>		<hr/>	
<b>Cost of Sales</b>				
	<hr/>		<hr/>	
<b>Total Cost of Sales</b>	<b>0.00</b>	<b>0.00</b>	<b>0.00</b>	<b>0.00</b>
	<hr/>		<hr/>	
<b>Gross Profit</b>	<b>178,868.52</b>	<b>100.00</b>	<b>2,036,175.82</b>	<b>100.00</b>
	<hr/>		<hr/>	
<b>Expenses</b>				
Depreciation Expense	65,684.88	36.72	774,546.00	38.04
Payroll Taxes-SS & MC	4,997.41	2.79	39,991.49	1.96
Payroll Taxes-Unemployment	20.66	0.01	1,422.29	0.07
Interest on Long-Term Debt	973.30	0.54	96,061.59	4.72
Amortization of Prem on Debt	(62.73)	(0.04)	(752.76)	(0.04)
Salaries and Wages - Emp TO	22,336.76	12.49	185,360.76	9.10
Salaries and Wages - Emp DO	6,874.85	3.84	59,479.54	2.92
Salaries and Wages - Emp DM	12,806.27	7.16	77,062.91	3.78
Salaries and Wages - Emp DM	7,051.54	3.94	60,244.91	2.96
Salaries and Wages - Emp CAE	8,700.81	4.86	67,589.44	3.32
Salaries and Wages - Emp AG	8,743.15	4.89	74,215.18	3.64
Employee Pensions & Ben TO	4,952.83	2.77	50,251.92	2.47
Employee Pensions & Ben DO	483.26	0.27	5,449.47	0.27
Employee Pensions & Ben DO	756.28	0.42	2,418.17	0.12
Employee Pensions & Ben DM	6,800.62	3.80	68,134.14	3.35
Employee Pensions & Ben CAE	3,462.37	1.94	34,119.54	1.68
Employee Pensions & Ben AG	1,771.51	0.99	16,803.56	0.83
Purchased Water SO	0.00	0.00	23,727.42	1.17
Purchased Power SO	5,606.01	3.13	141,587.09	6.95
Purchased Power TO	10,877.85	6.08	124,717.73	6.13
Purchased Power DO	8,753.87	4.89	107,624.48	5.29
Purchased Power AG	668.13	0.37	4,939.32	0.24
Chemicals TO	8,282.38	4.63	123,268.72	6.05
Materials & Supplies SO	5,019.63	2.81	18,179.17	0.89
Materials & Supplies TO	0.00	0.00	22,488.61	1.10
Materials & Supplies TM	0.00	0.00	199.90	0.01
Materials & Supplies DO	0.00	0.00	16,196.25	0.80
Materials & Supplies DM	0.00	0.00	84.59	0.00
Materials & Supplies DM	19,079.66	10.67	72,713.12	3.57
Materials & Supplies DM Tools	0.00	0.00	5.29	0.00
Materials & Supplies CAE	1,007.55	0.56	16,750.11	0.82
Materials & Supplies AG	0.00	0.00	28.79	0.00
Contractual Ser-Acct AG	3,500.00	1.96	42,000.00	2.06
Contractual Ser-Leg AG	0.00	0.00	13,351.74	0.66

No Assurance is Provided

MARTIN COUNTY WATER DISTRICT  
Income Statement  
For the Twelve Months Ending December 31, 2017

	Current Month		Year to Date	
Contractual Ser-Wtr Test TO	1,539.25	0.86	23,862.00	1.17
Contractual Ser-Wtr Test AG	0.00	0.00	12.75	0.00
Contractual Ser-Other TO	0.00	0.00	4,966.32	0.24
Contractual Ser-Other TM	2,890.00	1.62	19,627.36	0.96
Contractual Ser-Other DO	0.00	0.00	1,931.48	0.09
Contractual Ser-Other DM	4,821.08	2.70	66,859.77	3.28
Contractual Ser-Other CAE	831.98	0.47	6,395.84	0.31
Contractual Ser-Other AG	55.00	0.03	7,616.60	0.37
Rental of Bld/RI Prop DO	0.00	0.00	510.00	0.03
Rental of Bld/RI Prop CAE	709.58	0.40	8,535.24	0.42
Rental of Equipment DM	500.00	0.28	11,183.95	0.55
Transportation Expense DO	126.96	0.07	4,761.02	0.23
Transportation Expense DM	3,553.17	1.99	45,609.75	2.24
Transportation Expense CAE	492.57	0.28	4,268.94	0.21
Transportation Expense AG	0.00	0.00	489.20	0.02
Transportation Expense AG	626.25	0.35	9,571.40	0.47
Insurance-Vehicles SO	38.47	0.02	462.96	0.02
Insurance-Vehicles SM	38.47	0.02	462.96	0.02
Insurance-Vehicles TO	38.47	0.02	462.96	0.02
Insurance-Vehicles TM	38.47	0.02	462.96	0.02
Insurance-Vehicles DO	246.20	0.14	2,962.74	0.15
Insurance-Vehicles DM	269.29	0.15	4,115.86	0.20
Insurance-Vehicles CAE	38.47	0.02	462.96	0.02
Insurance-Vehicles AG	61.55	0.03	740.70	0.04
Insurance-Gen Liab SO	146.59	0.08	1,657.08	0.08
Insurance-Gen Liab SM	97.73	0.05	1,104.72	0.05
Insurance-Gen Liab TO	293.18	0.16	3,314.16	0.16
Insurance-Gen Liab TM	122.16	0.07	1,380.90	0.07
Insurance-Gen Liab DO	757.37	0.42	8,089.70	0.40
Insurance-Gen Liab DM	781.80	0.44	8,837.58	0.43
Insurance-Gen Liab CAE	97.73	0.05	1,104.72	0.05
Insurance-Gen Liab AG	146.59	0.08	2,353.40	0.12
Insurance-Workers Comp TO	1,251.62	0.70	14,214.60	0.70
Insurance-Workers Comp DO	401.63	0.22	4,988.64	0.25
Insurance-Workers Comp DM	927.15	0.52	9,333.96	0.46
Insurance-Workers Comp CAE	31.13	0.02	341.82	0.02
Insurance-Workers Comp AG	501.13	0.28	5,303.42	0.26
Insurance-Other DM	0.00	0.00	1,679.70	0.08
Insurance-Other CAE	331.35	0.19	3,987.96	0.20
Insurance-Other AG	470.65	0.26	5,460.67	0.27
Bad Debt Expense CAE	74,889.79	41.87	74,889.79	3.68
Miscellaneous Expense TO	1,189.62	0.67	6,640.47	0.33
Miscellaneous Expense TM	81.68	0.05	972.73	0.05
Miscellaneous Expense DO	0.00	0.00	1,861.15	0.09
Miscellaneous Expense DM	0.00	0.00	33.13	0.00
Miscellaneous Expense CAE	1,111.64	0.62	3,033.72	0.15
Miscellaneous Expense CAE	158.80	0.09	1,505.72	0.07
Miscellaneous Expense AG	0.00	0.00	3,800.00	0.19
Miscellaneous Expense AG	778.64	0.44	16,757.92	0.82
<b>Total Expenses</b>	<u>320,632.06</u>	<u>179.26</u>	<u>2,749,243.86</u>	<u>135.02</u>
<b>Net Income</b>	<u>\$ (141,763.54)</u>	<u>(79.26)</u>	<u>\$ (713,068.04)</u>	<u>1/(35.02)</u>

1/ The Net Loss does NOT include the GASB 68 calculation of net pension liability due to the Kentucky Retirement System underfunding attributable to MCWD for 2017. The calculation will be reflected in the financial statements by June 29, 2018, and posted to the UFIR uploaded to the KY PSC.

No Assurance is Provided

# EXHIBIT 4

The cash flow/cash budget worksheet for the Martin County Water District is not a formal budget. It is a monthly management tool:

- To control resources
- To communicate plans to various responsibility center managers
- To motivate managers to strive to achieve budget goals
- To evaluate the performance of managers
- To provide visibility into the company's performance
- For Accountability

# MARTIN COUNTY WATER DISTRICT

APRIL

2017

**Cash flow/cash budget** – a prediction of future cash receipts and expenditures for a particular time period. It usually covers a period in the short-term future. The cash flow budget helps the business determine when income will be sufficient to cover expenses and when the company will need to seek outside financing

- \*\*To control resources
- \*\*To communicate plans to various responsibility center managers.
- \*\*To motivate managers to strive to achieve budget goals.
- \*\*To evaluate the performance of managers
- \*\*To provide visibility into the company's performance
- \*\*For accountability

	BUDGET			ACTUAL	FAVORABLE/ (UNFAVORABLE)
	% of Expenses	% of Income			
<b>Cash Receipts - Average for Jan to Sept</b>	180,000	100.00%	100%	170,261	(9,739)
<b>Expenses</b>					
Bonds & Leases	17,500	9.96%	10%	17,110	390
School and Sales Tax	6,200	3.53%	3%	1,190	5,010
Payroll Taxes	4,000	2.28%	2%	4,200	(200)
Salaries & Wages	45,300	25.78%	25%	38,457	6,843
Employee Pensions & Ben	14,000	7.97%	8%	13,939	61
Purchased Water	-	0.00%	0%	43	(43)
Purchased Power	23,885	13.59%	13%	27,706	(3,821)
Chemicals TO	12,000	6.83%	7%	6,996	5,004
Materials & Supplies	18,850	10.73%	10%	5,763	13,087
Contractual Services	16,800	9.56%	9%	4,203	12,597
Rental (Pumps)	-	0.00%	0%	-	-
Rental of Bld/RI Prop CAE	650	0.37%	0%	690	(40)
Transportation Expense	6,000	3.42%	3%	4,500	1,500
Insurance	5,010	2.85%	3%	3,138	1,872
Miscellaneous Expense AG	5,500	3.12%	3%	3,728	1,772
<b>Total Expenses</b>	<b>175,695</b>	<b>99.99%</b>	<b>98%</b>	<b>131,663</b>	<b>44,032</b>
<b>Balance to Apply to Delinquent Aps</b>	<b>4,305</b>		<b>2%</b>	<b>38,598</b>	

# MARTIN COUNTY WATER DISTRICT

July

2017

**Cash flow/cash budget** – a prediction of future cash receipts and expenditures for a particular time period. It usually covers a period in the short-term future. The cash flow budget helps the business determine when income will be sufficient to cover expenses and when the company will need to seek outside financing

\*\*To control resources  
 \*\*To communicate plans to various responsibility center managers.  
 \*\*To motivate managers to strive to achieve budget goals.  
 \*\*To evaluate the performance of managers  
 \*\*To provide visibility into the company's performance  
 \*\*For accountability

	BUDGET			ACTUAL	FAVORABLE/ (UNFAVORABLE)
	% of Expenses	% of Income			
<b>Cash Receipts - Average for Jan to Sept</b>	180,000	100.00%	100%	165,320	(14,680)
<b>Expenses</b>					
Bonds & Leases	17,500	9.96%	10%	17,110	390
School and Sales Tax	6,200	3.53%	3%	6,860	(660)
Payroll Taxes	4,000	2.28%	2%	5,021	(1,021)
Salaries & Wages	45,300	25.78%	25%	67,907	(22,607)
Employee Pensions & Ben	14,000	7.97%	8%	17,717	(3,717)
Purchased Water	-	0.00%	0%	67	(67)
Purchased Power	23,885	13.59%	13%	28,927	(5,042)
Chemicals TO	12,000	6.83%	7%	17,138	(5,138)
Materials & Supplies	18,850	10.73%	10%	4,254	14,596
Contractual Services	16,800	9.56%	9%	6,456	10,344
Rental (Pumps)	-	0.00%	0%	3,282	(3,282)
Rental of Bld/RI Prop CAE	650	0.37%	0%	650	-
Transportation Expense	6,000	3.42%	3%	5,276	724
Insurance	5,010	2.85%	3%	6,133	(1,123)
Miscellaneous Expense AG	5,500	3.12%	3%	4,414	1,086
<b>Total Expenses</b>	<b>175,695</b>	<b>99.99%</b>	<b>98%</b>	<b>191,212</b>	<b>(15,517)</b>
<b>Balance to Apply to Delinquent Aps</b>	<b>4,305</b>		<b>2%</b>	<b>(25,892)</b>	



# MARTIN COUNTY WATER DISTRICT

August

2017

**Cash flow/cash budget** – a prediction of future cash receipts and expenditures for a particular time period. It usually covers a period in the short-term future. The cash flow budget helps the business determine when income will be sufficient to cover expenses and when the company will need to seek outside financing

\*\*To control resources  
 \*\*To communicate plans to various responsibility center managers.  
 \*\*To motivate managers to strive to achieve budget goals.  
 \*\*To evaluate the performance of managers  
 \*\*To provide visibility into the company's performance  
 \*\*For accountability

	BUDGET			ACTUAL	FAVORABLE/ (UNFAVORABLE)
	% of Expenses	% of Income	% of Income		
<b>Cash Receipts - Average for Jan to Sept</b>	180,000	100.00%	100%	165,320	(14,680)
<b>Expenses</b>					
Bonds & Leases	17,500	9.96%	10%	17,110	390
School and Sales Tax	6,200	3.53%	3%	5,748	452
Payroll Taxes	4,000	2.28%	2%	3,055	945
Salaries & Wages	45,300	25.78%	25%	39,940	5,360
Employee Pensions & Ben	14,000	7.97%	8%	14,575	(575)
Purchased Water	-	0.00%	0%	45	(45)
Purchased Power	23,885	13.59%	13%	31,372	(7,487)
Chemicals TO	12,000	6.83%	7%	18,401	(6,401)
Materials & Supplies	18,850	10.73%	10%	10,869	7,981
Contractual Services	16,800	9.56%	9%	8,660	8,140
Rental (Pumps)	-	0.00%	0%	-	-
Rental of Bld/RI Prop CAE	650	0.37%	0%	750	(100)
Transportation Expense	6,000	3.42%	3%	1,042	4,958
Insurance	5,010	2.85%	3%	6,200	(1,190)
Miscellaneous Expense AG	5,500	3.12%	3%	1,536	3,965
<b>Total Expenses</b>	<b>175,695</b>	<b>99.99%</b>	<b>98%</b>	<b>159,303</b>	<b>16,392</b>
<b>Balance to Apply to Delinquent Aps</b>	<b>4,305</b>		<b>2%</b>	<b>6,017</b>	

# MARTIN COUNTY WATER DISTRICT

Septmeber

2017

**Cash flow/cash budget** – a prediction of future cash receipts and expenditures for a particular time period. It usually covers a period in the short-term future. The cash flow budget helps the business determine when income will be sufficient to cover expenses and when the company will need to seek outside financing

\*\*To control resources  
 \*\*To communicate plans to various responsibility center managers.  
 \*\*To motivate managers to strive to achieve budget goals.  
 \*\*To evaluate the performance of managers  
 \*\*To provide visibility into the company's performance  
 \*\*For accountability

	BUDGET			ACTUAL	FAVORABLE/ (UNFAVORABLE)
	% of Expenses	% of Income			
<b>Cash Receipts - Average for Jan to Sept</b>	180,000	100.00%	100%	174,961	(5,039)
<b>Expenses</b>					
Bonds & Leases	17,500	9.96%	10%	17,110	390
School and Sales Tax	6,200	3.53%	3%	6,055	145
Payroll Taxes	4,000	2.28%	2%	3,578	422
Salaries & Wages	45,300	25.78%	25%	39,593	5,707
Employee Pensions & Ben	14,000	7.97%	8%	14,238	(238)
Purchased Water	-	0.00%	0%	108	(108)
Purchased Power	23,885	13.59%	13%	35,275	(11,390)
Chemicals TO	12,000	6.83%	7%	12,115	(115)
Materials & Supplies	18,850	10.73%	10%	11,614	7,236
Contractual Services	16,800	9.56%	9%	6,848	9,952
Rental (Pumps)	-	0.00%	0%	-	-
Rental of Bld/RI Prop CAE	650	0.37%	0%	710	(60)
Transportation Expense	6,000	3.42%	3%	6,233	(233)
Insurance	5,010	2.85%	3%	6,200	(1,190)
Miscellaneous Expense AG	5,500	3.12%	3%	953	4,547
<b>Total Expenses</b>	<b>175,695</b>	<b>99.99%</b>	<b>98%</b>	<b>160,629</b>	<b>15,066</b>
<b>Balance to Apply to Delinquent Aps</b>	<b>4,305</b>		<b>2%</b>	<b>14,332</b>	

# MARTIN COUNTY WATER DISTRICT

October

2017

**Cash flow/cash budget** – a prediction of future cash receipts and expenditures for a particular time period. It usually covers a period in the short-term future. The cash flow budget helps the business determine when income will be sufficient to cover expenses and when the company will need to seek outside financing

\*\*To control resources  
 \*\*To communicate plans to various responsibility center managers.  
 \*\*To motivate managers to strive to achieve budget goals.  
 \*\*To evaluate the performance of managers  
 \*\*To provide visibility into the company's performance  
 \*\*For accountability

	BUDGET			ACTUAL	FAVORABLE/ (UNFAVORABLE)
	% of Expenses	% of Income			
<b>Cash Receipts - Average for Jan to Sept</b>	180,000	100.00%	100%	174,579	(5,421)
<b>Expenses</b>					
Bonds & Leases	17,500	9.96%	10%	17,110	390
School and Sales Tax	6,200	3.53%	3%	5,822	378
Payroll Taxes	4,000	2.28%	2%	3,766	234
Salaries & Wages	45,300	25.78%	25%	41,639	3,661
Employee Pensions & Ben	14,000	7.97%	8%	14,596	(596)
Purchased Water	-	0.00%	0%	232	(232)
Purchased Power	23,885	13.59%	13%	35,275	(11,390)
Chemicals TO	12,000	6.83%	7%	12,227	(227)
Materials & Supplies	18,850	10.73%	10%	6,907	11,943
Contractual Services	16,800	9.56%	9%	12,006	4,794
Rental (Pumps)	-	0.00%	0%	-	-
Rental of Bld/RI Prop CAE	650	0.37%	0%	710	(60)
Transportation Expense	6,000	3.42%	3%	4,216	1,784
Insurance	5,010	2.85%	3%	6,200	(1,190)
Miscellaneous Expense AG	5,500	3.12%	3%	2,301	3,199
<b>Total Expenses</b>	<b>175,695</b>	<b>99.99%</b>	<b>98%</b>	<b>163,008</b>	<b>12,687</b>
<b>Balance to Apply to Delinquent Aps</b>	<b>4,305</b>		<b>2%</b>	<b>11,571</b>	

# MARTIN COUNTY WATER DISTRICT

January

2018

**Cash flow/cash budget** – a prediction of future cash receipts and expenditures for a particular time period. It usually covers a period in the short-term future. The cash flow budget helps the business determine when income will be sufficient to cover expenses and when the company will need to seek outside financing

ACTUAL

**\*\*To control resources**  
**\*\*To communicate plans to various responsibility center managers.**  
**\*\*To motivate managers to strive to achieve budget goals.**  
**\*\*To evaluate the performance of managers**  
**\*\*To provide visibility into the company's performance**  
**\*\*For accountability**

	BUDGET			ACTUAL	FAVORABLE/ (UNFAVORABLE)
	% of Expenses	% of Income			
<b>Cash Receipts - Average for Jan to Sept</b>	180,000	100.00%	100%	155,380	(24,620)
<b>Expenses</b>					
Bonds & Leases	17,500	9.88%	10%	17,500	-
School and Sales Tax	6,200	3.50%	3%	5,331	869
Payroll Taxes	4,000	2.26%	2%	4,320	(320)
Salaries & Wages	45,300	25.58%	25%	55,454	(10,154)
Employee Pensions & Ben	14,000	7.91%	8%	16,494	(2,494)
Purchased Water	-	0.00%	0%	-	-
Purchased Power	25,250	14.26%	14%	36,195	(10,945)
Chemicals TO	12,000	6.78%	7%	12,390	(390)
Materials & Supplies	18,850	10.65%	10%	5,164	13,686
Contractual Services	16,800	9.49%	9%	11,413	5,387
Rental (Pumps)	-	0.00%	0%	2,500	(2,500)
Rental of Bid/RI Prop CAE	650	0.37%	0%	710	(60)
Transportation Expense	6,000	3.39%	3%	328	5,672
Insurance	5,010	2.83%	3%	6,200	(1,190)
Miscellaneous Expense AG	5,500	3.10%	3%	409	5,091
<b>Total Expenses</b>	<b>177,060</b>	<b>100.00%</b>	<b>98%</b>	<b>174,408</b>	<b>2,652</b>
<b>Balance to Apply to Delinquent Aps</b>	<b>2,940</b>		<b>2%</b>	<b>(19,028)</b>	

# MARTIN COUNTY WATER DISTRICT

February

2018

**Cash flow/cash budget** – a prediction of future cash receipts and expenditures for a particular time period. It usually covers a period in the short-term future. The cash flow budget helps the business determine when income will be sufficient to cover expenses and when the company will need to seek outside financing

ACTUAL

**\*\*To control resources**  
**\*\*To communicate plans to various responsibility center managers.**  
**\*\*To motivate managers to strive to achieve budget goals.**  
**\*\*To evaluate the performance of managers**  
**\*\*To provide visibility into the company's performance**  
**\*\*For accountability**

	BUDGET			ACTUAL	FAVORABLE/ (UNFAVORABLE)
	% of Expenses	% of Income			
<b>Cash Receipts - Average for Jan to Sept</b>	180,000	100.00%	100%	199,605	19,605
<b>Expenses</b>					
Bonds & Leases	17,500	9.88%	10%	17,500	-
School and Sales Tax	6,200	3.50%	3%	6,990	(790)
Payroll Taxes	4,000	2.26%	2%	3,918	82
Salaries & Wages	45,300	25.58%	25%	41,862	3,438
Employee Pensions & Ben	14,000	7.91%	8%	14,080	(80)
Purchased Water	-	0.00%	0%	48,005	(48,005)
Purchased Power	25,250	14.26%	14%	28,698	(3,448)
Chemicals TO	12,000	6.78%	7%	18,677	(6,677)
Materials & Supplies	18,850	10.65%	10%	17,215	1,635
Contractual Services	16,800	9.49%	9%	17,559	(759)
Rental (Pumps)	-	0.00%	0%	-	-
Rental of Bld/RI Prop CAE	650	0.37%	0%	710	(60)
Transportation Expense	6,000	3.39%	3%	1,488	4,512
Insurance	5,010	2.83%	3%	6,200	(1,190)
Miscellaneous Expense AG	5,500	3.10%	3%	1,448	4,052
<b>Total Expenses</b>	<b>177,060</b>	<b>100.00%</b>	<b>98%</b>	<b>224,348</b>	<b>(47,288)</b>
<b>Balance to Apply to Delinquent Aps</b>	<b>2,940</b>		<b>2%</b>	<b>(24,743)</b>	

# MARTIN COUNTY WATER DISTRICT

April

2018

Cash Flow/Cash Budget--a prediction of future cash receipts and expenditures for a particular time period. It usually covers a period in the short-term future. The Cash Flow Budget helps the District determine when income will be sufficient to cover expenses and when the company will need to seek outside financing.

\*\*To communicate plans to various responsibility center managers.  
 \*\*To motivate managers to strive to achieve budget goals.  
 \*\*To evaluate the performance of managers  
 \*\*To provide visibility into the District's performance  
 \*\*For accountability

**Cash Receipts - Average for 10/17 thru 3/18**

**Expenses**

Bonds & Leases  
 School and Sales Tax  
 Payroll Taxes  
 Salaries & Wages  
 Employee Pensions & Ben  
 Purchased Water  
 Purchased Power  
 Chemicals TO  
 Materials & Supplies  
 Contractual Services  
 Rental (Pumps)  
 Rental of Bld/RI Prop CAE  
 Transportation Expense  
 Insurance  
 Miscellaneous Expense AG

	BUDGET			ACTUAL	FAVORABLE/ (UNFAVORABLE)
	% of Expenses	% of Income			
	171,914	100.00%	100%	159,377	(12,537)
Bonds & Leases	17,500	9.61%	10%	17,500	-
School and Sales Tax	6,200	3.40%	4%	5,880	320
Payroll Taxes	4,000	2.20%	2%	3,616	384
Salaries & Wages	45,300	24.88%	26%	43,773	1,527
Employee Pensions & Ben	14,000	7.69%	8%	14,098	(98)
Purchased Water	-	0.00%	0%	22	(22)
Purchased Power	25,250	13.87%	15%	1,699	23,551
Chemicals TO	17,000	9.34%	10%	20,347	(3,347)
Materials & Supplies	18,850	10.35%	11%	38,712	(19,862)
Contractual Services	16,800	9.23%	10%	4,602	12,199
Rental (Pumps)	-	0.00%	0%	-	-
Rental of Bld/RI Prop CAE	700	0.38%	0%	1,210	(510)
Transportation Expense	6,000	3.29%	3%	4,974	1,026
Insurance	5,010	2.75%	3%	6,200	(1,190)
Miscellaneous Expense AG	5,500	3.01%	3%	1,715	3,785
<b>Total Expenses</b>	<b>182,110</b>	<b>100.00%</b>	<b>106%</b>	<b>164,346</b>	<b>17,764</b>
<b>Balance to Apply to Delinquent Aps</b>	<b>(10,196)</b>		<b>-6%</b>	<b>(4,969)</b>	

# MARTIN COUNTY WATER DISTRICT

May 2018

Cash Flow/Cash Budget--a prediction of future cash receipts and expenditures for a particular time period. It usually covers a period in the short-term future. The Cash Flow Budget helps the District determine when income will be sufficient to cover expenses and when the company will need to seek outside financing.

- \*\*To communicate plans to various responsibility center managers.
- \*\*To motivate managers to strive to achieve budget goals.
- \*\*To evaluate the performance of managers
- \*\*To provide visibility into the District's performance
- \*\*For accountability

## Cash Receipts - Average for 10/17 thru 3/18

### Expenses

	BUDGET			ACTUAL	FAVORABLE/ (UNFAVORABLE)
	% of Expenses	% of Income			
	193,875	100.00%	100%	206,131	12,256
Bonds & Leases	17,500	9.03%	9%	17,500	-
School and Sales Tax	6,950	3.58%	4%	7,098	(148)
Payroll Taxes	4,000	2.06%	2%	3,347	653
Salaries & Wages	45,300	23.37%	23%	42,843	2,457
Employee Pensions & Ben	14,200	7.32%	7%	14,067	133
Purchased Water	8,475	0.00%	0%	69	8,406
Purchased Power	25,250	13.02%	13%	21,245	4,005
Chemicals TO	17,000	8.77%	9%	10,452	6,548
Materials & Supplies	18,850	9.72%	10%	35,667	(16,817)
Contractual Services	15,000	7.74%	8%	13,389	1,612
Rental (Pumps)	2,800	0.00%	0%	-	2,800
Rental of Bld/RI Prop CAE	700	0.36%	0%	710	(10)
Transportation Expense	6,600	3.40%	3%	4,646	1,954
Insurance	6,500	3.35%	3%	5,230	1,270
Miscellaneous Expense AG	4,750	2.44%	2%	1,809	2,941
<b>Total Expenses</b>	<b>193,875</b>	<b>94.16%</b>	<b>94%</b>	<b>178,073</b>	<b>15,802</b>
Balance to Apply to Depreciation Reserve	-		0%	28,057	

# EXHIBIT 5



All accounts are reconciled as of May 31, 2018. The current balances as of June 18, 2018 are unreconciled because the bank statements are not yet available.

**MARTIN COUNTY WATER DISTRICT**  
**General Ledger Trial Balance**  
**As of May 31, 2018**

Filter Criteria includes: 1) Types: Cash. Report order is by ID. Report is printed in Detail Format.

Account ID	Account Description	Debit Amt	Credit Amt
126	04-135-1 KACO- Sinking F	63.19	
126c	51-136-6 KIA - Sinking Fu	7,539.83	
126d	53-694-6 RD - Sinking Fun	4,269.32	
126e	04-137-8 KACO-Sinking Fu	622.78	
126f	Regions Trust--Sinking Fun	57,756.73	
127	Debt Surcharge Fund - 613	25,910.65	
128a	17-492-0 KIA-Depreciation	1,009.27	
128b	04-138-6 RD- Depreciation	4,645.61	
129	56-407-9 Grant Fund	7,562.96	
131.1a	Cash on Hand	200.00	
131.1b	Cash on Hand	200.00	
131.1c	Cash on Hand	300.00	
131.1d	Cash on Hand	200.00	
131.2a	51-757-7 Sec A Revenue	37,920.35	
131.2b	60-094-6 Revenue EFT	11,513.80	
131.3b	04-134-3 Operation & Maint	3,941.59	
131.4b	76-994-0 Payroll	4,782.01	
132a	18-445-4 Sec A Security D	23,423.49	
132b	10-550-3 Sec B Security D	121,003.76	
133b	59-829-1 Airpt Proj-Oth Sp	12.64	
	<b>Total:</b>	<b>312,877.98</b>	

**MARTIN COUNTY WATER DISTRICT**  
**General Ledger Trial Balance**  
**As of Jun 18, 2018**

Filter Criteria includes: 1) Types: Cash. Report order is by ID. Report is printed in Detail Format.

Account ID	Account Description	Debit Amt	Credit Amt
100b	Transfer In/Out	78.96	
126	04-135-1 KACO- Sinking F	63.19	
126c	51-136-6 KIA - Sinking Fu	7,539.83	
126d	53-694-6 RD - Sinking Fun	4,269.32	
126e	04-137-8 KACO-Sinking Fu	622.78	
126f	Regions Trust--Sinking Fun	57,756.73	
127	Debt Surcharge Fund - 613	26,071.72	
128a	17-492-0 KIA-Depreciation	1,009.27	
128b	04-138-6 RD- Depreciation	4,645.61	
129	56-407-9 Grant Fund	7,562.96	
131.1a	Cash on Hand	200.00	
131.1b	Cash on Hand	200.00	
131.1c	Cash on Hand	300.00	
131.1d	Cash on Hand	200.00	
131.2a	51-757-7 Sec A Revenue	36,312.69	
131.2b	60-094-6 Revenue EFT	5,119.82	
131.3b	04-134-3 Operation & Maint	956.33	
131.4b	76-994-0 Payroll	26,649.32	
132a	18-445-4 Sec A Security D	23,423.49	
132b	10-550-3 Sec B Security D	121,453.76	
133b	59-829-1 Airpt Proj-Oth Sp	12.64	
	<b>Total:</b>	<b>324,448.42</b>	

**MARTIN COUNTY WATER DISTRICT**  
**Account Reconciliation**  
**As of May 31, 2018**  
**131.3b - 04-134-3 Operation & Maint**  
**Bank Statement Date: May 31, 2018**

Filter Criteria includes: Report is printed in Detail Format.

Beginning GL Balance		3,184.75
Add: Cash Receipts		88,000.00
Less: Cash Disbursements		(87,243.16)
Add (Less) Other		_____
Ending GL Balance		<u>3,941.59</u>
Ending Bank Balance		21,326.89
Add back deposits in transit		_____
Total deposits in transit		
(Less) outstanding checks		
	Mar 26, 2018 13683	(2,204.75)
	May 25, 2018 13780	(137.41)
	May 25, 2018 13781	(50.66)
	May 25, 2018 13782	(13.18)
	May 25, 2018 13783	(28.11)
	May 25, 2018 13784	(29.45)
	May 25, 2018 13785	(298.82)
	May 25, 2018 13786	(25.63)
	May 25, 2018 13787	(28.16)
	May 25, 2018 13789	(84.65)
	May 25, 2018 13790	(163.04)
	May 25, 2018 13791	(166.42)
	May 25, 2018 13792	(189.68)
	May 25, 2018 13793	(21.09)
	May 25, 2018 13794	(321.55)
	May 25, 2018 13795	(25.82)
	May 25, 2018 13796	(381.04)
	May 25, 2018 13797	(19.92)
	May 25, 2018 13798	(592.30)
	May 25, 2018 13799	(24.36)
	May 25, 2018 13800	(210.08)
	May 25, 2018 13801	(25.94)
	May 25, 2018 13802	(3,928.83)
	May 25, 2018 13803	(28.48)
	May 25, 2018 13804	(242.99)
	May 25, 2018 13805	(27.67)
	May 25, 2018 13806	(1,000.00)
	May 25, 2018 13807	(452.53)
	May 25, 2018 13808	(1,412.74)
	May 25, 2018 13809	(2,500.00)
	May 25, 2018 13812	(650.00)
	May 25, 2018 13814	(500.00)
	May 1, 2018 13836	(1,600.00)
Total outstanding checks		(17,385.30)
Add (Less) Other		_____
Total other		
Unreconciled difference		<u>0.00</u>
Ending GL Balance		<u><u>3,941.59</u></u>

**MARTIN COUNTY WATER DISTRICT**  
**Account Reconciliation**  
**As of May 31, 2018**  
**126 - 04-135-1 KACO- Sinking Fund**  
**Bank Statement Date: May 31, 2018**

Filter Criteria includes: Report is printed in Detail Format.

Beginning GL Balance	63.19
Add: Cash Receipts	
Less: Cash Disbursements	
Add (Less) Other	<u>          </u>
Ending GL Balance	<u>63.19</u>
Ending Bank Balance	<u>63.19</u>
Add back deposits in transit	<u>          </u>
Total deposits in transit	
(Less) outstanding checks	<u>          </u>
Total outstanding checks	
Add (Less) Other	<u>          </u>
Total other	
Unreconciled difference	<u>0.00</u>
Ending GL Balance	<u><u>63.19</u></u>

**MARTIN COUNTY WATER DISTRICT**  
**Account Reconciliation**  
**As of May 31, 2018**  
**126e - 04-137-8 KACO-Sinking Fund**  
**Bank Statement Date: May 31, 2018**

Filter Criteria includes: Report is printed in Detail Format.

Beginning GL Balance	619.22
Add: Cash Receipts	470.01
Less: Cash Disbursements	(466.45)
Add (Less) Other	_____
Ending GL Balance	<u>622.78</u>
Ending Bank Balance	622.78
Add back deposits in transit	_____
Total deposits in transit	
(Less) outstanding checks	_____
Total outstanding checks	
Add (Less) Other	_____
Total other	
Unreconciled difference	<u>0.00</u>
Ending GL Balance	<u><u>622.78</u></u>

**MARTIN COUNTY WATER DISTRICT**  
**Account Reconciliation**  
**As of May 31, 2018**  
**128b - 04-138-6 RD- Depreciation Fund**  
**Bank Statement Date: May 31, 2018**

Filter Criteria includes: Report is printed in Detail Format.

---

Beginning GL Balance	4,645.55
Add: Cash Receipts	0.06
Less: Cash Disbursements	
Add (Less) Other	<u>                    </u>
Ending GL Balance	<u>4,645.61</u>
Ending Bank Balance	4,645.61
Add back deposits in transit	<u>                    </u>
Total deposits in transit	
(Less) outstanding checks	<u>                    </u>
Total outstanding checks	
Add (Less) Other	<u>                    </u>
Total other	
Unreconciled difference	<u>0.00</u>
Ending GL Balance	<u><u>4,645.61</u></u>

**MARTIN COUNTY WATER DISTRICT**  
**Account Reconciliation**  
**As of May 31, 2018**  
**132b - 10-550-3 Sec B Security Dep**  
**Bank Statement Date: May 31, 2018**

Filter Criteria includes: Report is printed in Detail Format.

Beginning GL Balance			139,267.97
Add: Cash Receipts			5.79
Less: Cash Disbursements			(18,990.00)
Add (Less) Other			<u>720.00</u>
Ending GL Balance			<u>121,003.76</u>
Ending Bank Balance			121,429.57
Add back deposits in transit			
Total deposits in transit			
(Less) outstanding checks			
	Aug 2, 2017	1066	(45.00)
	Nov 7, 2017	1080	(28.41)
	May 24, 2018	1175	(36.34)
	May 24, 2018	1176	(45.00)
	May 24, 2018	1177	(29.94)
	May 24, 2018	1178	(52.38)
	May 24, 2018	1179	(45.00)
	May 24, 2018	1180	(53.74)
	May 24, 2018	1181	<u>(90.00)</u>
Total outstanding checks			(425.81)
Add (Less) Other			
Total other			
Unreconciled difference			<u>0.00</u>
Ending GL Balance			<u><u>121,003.76</u></u>



**MARTIN COUNTY WATER DISTRICT**  
**Account Reconciliation**  
**As of May 31, 2018**  
**128a - 17-492-0 KIA-Depreciation Fund**  
**Bank Statement Date: May 31, 2018**

Filter Criteria includes: Report is printed in Detail Format.

---

Beginning GL Balance	1,014.26
Add: Cash Receipts	0.01
Less: Cash Disbursements	
Add (Less) Other	<u>(5.00)</u>
Ending GL Balance	<u>1,009.27</u>
Ending Bank Balance	1,009.27
Add back deposits in transit	<u>                    </u>
Total deposits in transit	
(Less) outstanding checks	<u>                    </u>
Total outstanding checks	
Add (Less) Other	<u>                    </u>
Total other	
Unreconciled difference	<u>0.00</u>
Ending GL Balance	<u><u>1,009.27</u></u>

**MARTIN COUNTY WATER DISTRICT**  
**Account Reconciliation**  
**As of May 31, 2018**  
**132a - 18-445-4 Sec A Security Dep**  
**Bank Statement Date: May 31, 2018**

Filter Criteria includes: Report is printed in Detail Format.

---

Beginning GL Balance	23,436.25
Add: Cash Receipts	
Less: Cash Disbursements	
Add (Less) Other	<u>(12.76)</u>
Ending GL Balance	<u>23,423.49</u>
Ending Bank Balance	23,423.49
Add back deposits in transit	<u>                    </u>
Total deposits in transit	
(Less) outstanding checks	<u>                    </u>
Total outstanding checks	
Add (Less) Other	<u>                    </u>
Total other	
Unreconciled difference	<u>0.00</u>
Ending GL Balance	<u><u>23,423.49</u></u>

**MARTIN COUNTY WATER DISTRICT**  
**Account Reconciliation**  
**As of May 31, 2018**  
**126c - 51-136-6 KIA - Sinking Fund**  
**Bank Statement Date: May 31, 2018**

Filter Criteria includes: Report is printed in Detail Format.

---

Beginning GL Balance	7,450.35
Add: Cash Receipts	5,800.05
Less: Cash Disbursements	(5,710.57)
Add (Less) Other	_____
Ending GL Balance	<u>7,539.83</u>
Ending Bank Balance	7,539.83
Add back deposits in transit	_____
Total deposits in transit	
(Less) outstanding checks	_____
Total outstanding checks	
Add (Less) Other	_____
Total other	
Unreconciled difference	<u>0.00</u>
Ending GL Balance	<u><u>7,539.83</u></u>

**MARTIN COUNTY WATER DISTRICT**  
**Account Reconciliation**  
**As of May 31, 2018**  
**131.2a - 51-757-7 Sec A Revenue**  
**Bank Statement Date: May 31, 2018**

Filter Criteria includes: Report is printed in Detail Format.

Beginning GL Balance		4,874.48
Add: Cash Receipts		
Less: Cash Disbursements		(142,995.83)
Add (Less) Other		<u>176,041.70</u>
Ending GL Balance		<u>37,920.35</u>
Ending Bank Balance		36,973.82
Add back deposits in transit		
Total deposits in transit		
(Less) outstanding checks		
Total outstanding checks		
Add (Less) Other	May 31, 2018 DEPOSITS	<u>946.53</u>
Total other		946.53
Unreconciled difference		<u>0.00</u>
Ending GL Balance		<u><u>37,920.35</u></u>

**MARTIN COUNTY WATER DISTRICT**  
**Account Reconciliation**  
**As of May 31, 2018**  
**126d - 53-694-6 RD - Sinking Fund**  
**Bank Statement Date: May 31, 2018**

Filter Criteria includes: Report is printed in Detail Format.

Beginning GL Balance	3,885.47
Add: Cash Receipts	10,900.00
Less: Cash Disbursements	(10,516.15)
Add (Less) Other	_____
Ending GL Balance	<u>4,269.32</u>
Ending Bank Balance	4,269.32
Add back deposits in transit	_____
Total deposits in transit	
(Less) outstanding checks	_____
Total outstanding checks	
Add (Less) Other	_____
Total other	
Unreconciled difference	<u>0.00</u>
Ending GL Balance	<u><u>4,269.32</u></u>

**MARTIN COUNTY WATER DISTRICT**  
**Account Reconciliation**  
**As of May 31, 2018**  
**129 - 56-407-9 Grant Fund**  
**Bank Statement Date: May 31, 2018**

Filter Criteria includes: Report is printed in Detail Format.

---

Beginning GL Balance	7,562.96
Add: Cash Receipts	
Less: Cash Disbursements	
Add (Less) Other	
Ending GL Balance	<u>7,562.96</u>
Ending Bank Balance	7,562.96
Add back deposits in transit	
Total deposits in transit	
(Less) outstanding checks	
Total outstanding checks	
Add (Less) Other	
Total other	
Unreconciled difference	<u>0.00</u>
Ending GL Balance	<u><u>7,562.96</u></u>

**MARTIN COUNTY WATER DISTRICT**  
**Account Reconciliation**  
**As of May 31, 2018**  
**133b - 59-829-1 Airpt Proj-Oth Sp Dp**  
**Bank Statement Date: May 31, 2018**

Filter Criteria includes: Report is printed in Detail Format.

---

Beginning GL Balance	22.64
Add: Cash Receipts	
Less: Cash Disbursements	
Add (Less) Other	<u>(10.00)</u>
Ending GL Balance	<u>12.64</u>
Ending Bank Balance	12.64
Add back deposits in transit	<u>          </u>
Total deposits in transit	
(Less) outstanding checks	<u>          </u>
Total outstanding checks	
Add (Less) Other	<u>          </u>
Total other	
Unreconciled difference	<u>0.00</u>
Ending GL Balance	<u><u>12.64</u></u>

**MARTIN COUNTY WATER DISTRICT**  
**Account Reconciliation**  
**As of May 31, 2018**  
**131.2b - 60-094-6 Revenue EFT**  
**Bank Statement Date: May 31, 2018**

Filter Criteria includes: Report is printed in Detail Format.

Beginning GL Balance			12,184.25
Add: Cash Receipts			
Less: Cash Disbursements			(28,589.20)
Add (Less) Other			<u>27,918.75</u>
Ending GL Balance			<u>11,513.80</u>
Ending Bank Balance			11,173.64
Add back deposits in transit			
Total deposits in transit			
(Less) outstanding checks			
Total outstanding checks			
Add (Less) Other	May 31, 2018	CC REC	<u>340.16</u>
Total other			340.16
Unreconciled difference			<u>0.00</u>
Ending GL Balance			<u><u>11,513.80</u></u>



**MARTIN COUNTY WATER DISTRICT**  
**Account Reconciliation**  
**As of May 31, 2018**  
**127 - Debt Surcharge Fund - 613193**  
**Bank Statement Date: May 31, 2018**

Filter Criteria includes: Report is printed in Detail Format.

Beginning GL Balance	12,182.96
Add: Cash Receipts	13,727.69
Less: Cash Disbursements	
Add (Less) Other	<u>                    </u>
Ending GL Balance	<u>25,910.65</u>
Ending Bank Balance	25,910.65
Add back deposits in transit	<u>                    </u>
Total deposits in transit	
(Less) outstanding checks	<u>                    </u>
Total outstanding checks	
Add (Less) Other	<u>                    </u>
Total other	
Unreconciled difference	<u>0.00</u>
Ending GL Balance	<u><u>25,910.65</u></u>

**MARTIN COUNTY WATER DISTRICT**  
**Account Reconciliation**  
**As of May 31, 2018**  
**131.4b - 76-994-0 Payroll**  
**Bank Statement Date: May 31, 2018**

Filter Criteria includes: Report is printed in Detail Format.

Beginning GL Balance			5,040.77
Add: Cash Receipts			54,821.41
Less: Cash Disbursements			(55,080.17)
Add (Less) Other			<u>                    </u>
Ending GL Balance			<u>4,782.01</u>
Ending Bank Balance			6,082.07
Add back deposits in transit			<u>                    </u>
Total deposits in transit			
(Less) outstanding checks			
	Mar 10, 2017	8230	(30.00)
	Nov 17, 2017	8525	(1,240.06)
	Jan 26, 2018	8627	<u>(30.00)</u>
Total outstanding checks			(1,300.06)
Add (Less) Other			<u>                    </u>
Total other			
Unreconciled difference			<u>0.00</u>
Ending GL Balance			<u><u>4,782.01</u></u>

**MARTIN COUNTY WATER DISTRICT**  
**Account Reconciliation**  
**As of May 31, 2018**  
**126f - Regions Trust--Sinking Fund**  
**Bank Statement Date: May 31, 2018**

Filter Criteria includes: Report is printed in Detail Format.

---

Beginning GL Balance	47,198.58
Add: Cash Receipts	
Less: Cash Disbursements	10,516.15
Add (Less) Other	<u>42.00</u>
Ending GL Balance	<u>57,756.73</u>
Ending Bank Balance	57,756.73
Add back deposits in transit	<u>                    </u>
Total deposits in transit	
(Less) outstanding checks	<u>                    </u>
Total outstanding checks	
Add (Less) Other	<u>                    </u>
Total other	
Unreconciled difference	<u>0.00</u>
Ending GL Balance	<u><u>57,756.73</u></u>

# EXHIBIT 6

# KENTUCKY PUBLIC SERVICE COMMISSION

## WATER UTILITY NON-PAYMENT DISCONNECTION/RECONNECTION REPORT

JULY 2017 THROUGH JUNE 2018

COMPANY: Martin County Water District

Month	July	August	September	October	November	December	January	February	March	April	May	June
Number Terminated	24	27	44	38	33	11	1	90	53	61	18	
Highest \$ Amt. Terminated	445.98	719.90	754.72	830.98	328.19	238.45	3	1,084.01	350.94	767.31	248.64	
Lowest \$ Amt. Terminated	47.68	78.70	76.69	72.98	87.36	110.13	2	60.06	57.33	61.52	70.90	
Median \$ Amt. Terminated	276.74	339.66	366.76	327.62	151.70	179.05		523.17	142.31	303.30	128.43	
Average \$ Amt. Terminated	196.89	243.91	211.29	231.82	160.59	156.28	20	217.95	152.46	122.98	130.69	
Number Reinstated	20	22	32	27	29	6		51	39	47	11	

For information regarding this report contact:

Name Marcie Dials

Phone (606) 298-3885

# EXHIBIT 7

# MARTIN COUNTY WATER DISTRICT

## Aged Payables As of May 31, 2018

Filter Criteria includes: 1) Includes Drop Shipments. Report order is by ID. Report is printed in Detail Format.

Vendor ID Vendor Contact Telephone 1	Invoice/CM #	0 - 30	31 - 60	61 - 90	Over 90 days	Amount Due
64SECONDS 64 SECONDS	SI-00611573				705.00	705.00
<b>64SECONDS 64 SECONDS</b>					<b>705.00</b>	<b>705.00</b>
ACROPRINT ACROPRINT TIME REC	0000517059				955.54	955.54
<b>ACROPRINT ACROPRINT TIME REC</b>					<b>955.54</b>	<b>955.54</b>
ADVANCEDAUTOPROF ADVANCED AUTO PART	9574 9737 1738 4313 4305 4304 9233 5492 4461 4797 9518 9673 4336 0519				12.46 155.00 72.68 19.47 29.66 -33.90 456.97 43.01 17.56 106.77 10.59 59.32 133.55 9.13	12.46 155.00 72.68 19.47 29.66 -33.90 456.97 43.01 17.56 106.77 10.59 59.32 133.55 9.13
<b>ADVANCEDAUTOPROF ADVANCED AUTO PAR</b>					<b>1,092.27</b>	<b>1,092.27</b>
AEP-03084017411 AMERICAN ELECTRIC P PC UNIT PUMP	031218 041118 051018	130.25	121.12	116.67		116.67 121.12 130.25
<b>AEP-03084017411 AMERICAN ELECTRIC</b>		<b>130.25</b>	<b>121.12</b>	<b>116.67</b>		<b>368.04</b>
AEP-03145493403 AMERICAN ELECTRIC P BONE HOLLOW RD	030918 041018 050918	154.13	154.90	96.70		96.70 154.90 154.13
<b>AEP-03145493403</b>		<b>154.13</b>	<b>154.90</b>	<b>96.70</b>		<b>405.73</b>

**MARTIN COUNTY WATER DISTRICT****Aged Payables  
As of May 31, 2018**

Filter Criteria includes: 1) Includes Drop Shipments. Report order is by ID. Report is printed in Detail Format.

Vendor ID Vendor Contact Telephone 1	Invoice/CM #	0 - 30	31 - 60	61 - 90	Over 90 days	Amount Due
<b>AMERICAN ELECTRIC</b>						
AEP-03146011204 AMERICAN ELECTRIC P	030718 040618 050718	13.15	12.65	13.24		13.24 12.65 13.15
LICK-STOCKROOM						
<b>AEP-03146011204 AMERICAN ELECTRIC</b>		<b>13.15</b>	<b>12.65</b>	<b>13.24</b>		<b>39.04</b>
AEP-03176005217 AMERICAN ELECTRIC P	030818 040918 050818	29.81	28.36	29.31		29.31 28.36 29.81
RCF TRLR						
<b>AEP-03176005217 AMERICAN ELECTRIC</b>		<b>29.81</b>	<b>28.36</b>	<b>29.31</b>		<b>87.48</b>
AEP-03186942201 KENTUCKY POWER CO	030818 040918 050818	30.21	29.08	30.43		30.43 29.08 30.21
<b>AEP-03186942201 KENTUCKY POWER CO</b>		<b>30.21</b>	<b>29.08</b>	<b>30.43</b>		<b>89.72</b>
AEP-03192343626 AMERICAN ELECTRIC P	031218 041118 051018	225.32	246.07	325.02		325.02 246.07 225.32
FLB-PUMPING STATION						
<b>AEP-03192343626 AMERICAN ELECTRIC</b>		<b>225.32</b>	<b>246.07</b>	<b>325.02</b>		<b>796.41</b>
AEP-03210093104 AMERICAN ELECTRIC P	030518 040618 050418	28.48	28.18	27.20		27.20 28.18 28.48
INDUSTRIAL PARK						
<b>AEP-03210093104 AMERICAN ELECTRIC</b>		<b>28.48</b>	<b>28.18</b>	<b>27.20</b>		<b>83.86</b>



**MARTIN COUNTY WATER DISTRICT**  
**Aged Payables**  
**As of May 31, 2018**

Filter Criteria includes: 1) Includes Drop Shipments. Report order is by ID. Report is printed in Detail Format.

Vendor ID Vendor Contact Telephone 1	Invoice/CM #	0 - 30	31 - 60	61 - 90	Over 90 days	Amount Due
AEP-03264151600 AMERICAN ELECTRIC P	031218 041118 051018		28.11	28.94		28.94 28.11 29.43
FLUTY LICK BR		29.43				29.43
<b>AEP-03264151600 AMERICAN ELECTRIC</b>		<b>29.43</b>	<b>28.11</b>	<b>28.94</b>		<b>86.48</b>
AEP-03303415503 KENTUCKY POWER CO LICK BRANCH	040618 050718	10,134.49	11,141.93			11,141.93 10,134.49
<b>AEP-03303415503 KENTUCKY POWER CO</b>		<b>10,134.49</b>	<b>11,141.93</b>			<b>21,276.42</b>
AEP-03333380701 AMERICAN ELECTRIC P LICK BR	030718 040618 050718	70.68	74.01	72.11		72.11 74.01 70.68
<b>AEP-03333380701 AMERICAN ELECTRIC</b>		<b>70.68</b>	<b>74.01</b>	<b>72.11</b>		<b>216.80</b>
AEP-03433524133 AMERICAN ELECTRIC P ELI RD- MIDDLE FK RD	030818 040518 050418	1,176.02	867.12	765.69		765.69 867.12 1,176.02
<b>AEP-03433524133 AMERICAN ELECTRIC</b>		<b>1,176.02</b>	<b>867.12</b>	<b>765.69</b>		<b>2,808.83</b>
AEP-03456165400 AMERICAN ELECTRIC P	030818 040918 050818	140.81	119.89	122.88		122.88 119.89 140.81
<b>AEP-03456165400 AMERICAN ELECTRIC</b>		<b>140.81</b>	<b>119.89</b>	<b>122.88</b>		<b>383.58</b>
AEP-03569659000 AMERICAN ELECTRIC P	031218 041118 051018	103.90	116.88	149.06		149.06 116.88 103.90

**MARTIN COUNTY WATER DISTRICT****Aged Payables  
As of May 31, 2018**

Filter Criteria includes: 1) Includes Drop Shipments. Report order is by ID. Report is printed in Detail Format.

Vendor ID Vendor Contact Telephone 1	Invoice/CM #	0 - 30	31 - 60	61 - 90	Over 90 days	Amount Due
<b>AEP-03569659000</b> <b>AMERICAN ELECTRIC</b>		<b>103.90</b>	<b>116.88</b>	<b>149.06</b>		<b>369.84</b>
AEP-03589545205 AMERICAN ELECTRIC P LITTLE BLACKLOG ROA	040618 050718	40.69	43.40			43.40 40.69
<b>AEP-03589545205</b> <b>AMERICAN ELECTRIC</b>		<b>40.69</b>	<b>43.40</b>			<b>84.09</b>
AEP-03593020211 AMERICAN ELECTRIC P BIG ELK PUMP STATIO	030918 041018 050918	237.88	241.69	263.31		263.31 241.69 237.88
<b>AEP-03593020211</b> <b>AMERICAN ELECTRIC</b>		<b>237.88</b>	<b>241.69</b>	<b>263.31</b>		<b>742.88</b>
AEP-03601264702 AMERICAN ELECTRIC P MAIN STREET	040618 050718	29.92	28.68			28.68 29.92
<b>AEP-03601264702</b> <b>AMERICAN ELECTRIC</b>		<b>29.92</b>	<b>28.68</b>			<b>58.60</b>
AEP-03620331128 AMERICAN ELECTRIC P TC NEW RIVER STATIO	041116 041018 050918	635.52	513.40		-2,958.11	-2,958.11 513.40 635.52
<b>AEP-03620331128</b> <b>AMERICAN ELECTRIC</b>		<b>635.52</b>	<b>513.40</b>		<b>-2,958.11</b>	<b>-1,809.19</b>
AEP-03646008916 AMERICAN ELECTRIC P BUCK CRK TANK	040918 050818	19.87	19.04			19.04 19.87
<b>AEP-03646008916</b> <b>AMERICAN ELECTRIC</b>		<b>19.87</b>	<b>19.04</b>			<b>38.91</b>

# MARTIN COUNTY WATER DISTRICT

## Aged Payables

**As of May 31, 2018**

Filter Criteria includes: 1) Includes Drop Shipments. Report order is by ID. Report is printed in Detail Format.

Vendor ID Vendor Contact Telephone 1	Invoice/CM #	0 - 30	31 - 60	61 - 90	Over 90 days	Amount Due
AEP-03661023014 AMERICAN ELECTRIC P	040218 050118 053118	578.64 487.92	468.55			468.55 578.64 487.92
STORAGE TANK CANEY						
<b>AEP-03661023014 AMERICAN ELECTRIC</b>		<b>1,066.56</b>	<b>468.55</b>			<b>1,535.11</b>
AEP-03732420900 AMERICAN ELECTRIC P	050718	29.92				29.92
LITTLE BLACKLOG ROA						
<b>AEP-03732420900 AMERICAN ELECTRIC</b>		<b>29.92</b>				<b>29.92</b>
AEP-03746011216 AMERICAN ELECTRIC P	030718 040618 050718	24.53	23.63	24.81		24.81 23.63 24.53
FLB-LIGHTS AT PLANT						
<b>AEP-03746011216 AMERICAN ELECTRIC</b>		<b>24.53</b>	<b>23.63</b>	<b>24.81</b>		<b>72.97</b>
AEP-03767125408 AMERICAN ELECTRIC P	030518 040418 050318	1,403.73	885.47	226.28		226.28 885.47 1,403.73
RT 3 S AIRPORT PUMP						
<b>AEP-03767125408 AMERICAN ELECTRIC</b>		<b>1,403.73</b>	<b>885.47</b>	<b>226.28</b>		<b>2,515.48</b>
AEP-03875011813 AMERICAN ELECTRIC P	030718 040618 050718	28.23	27.06	27.95		27.95 27.06 28.23
LBR-COLDWATER TAN						
<b>AEP-03875011813 AMERICAN ELECTRIC</b>		<b>28.23</b>	<b>27.06</b>	<b>27.95</b>		<b>83.24</b>
AEP-03909194403	030718			3,441.08		3,441.08

**MARTIN COUNTY WATER DISTRICT****Aged Payables  
As of May 31, 2018**

Filter Criteria includes: 1) Includes Drop Shipments. Report order is by ID. Report is printed in Detail Format.

Vendor ID Vendor Contact Telephone 1	Invoice/CM #	0 - 30	31 - 60	61 - 90	Over 90 days	Amount Due
AMERICAN ELECTRIC P	040618		3,740.36			3,740.36
	050718	3,866.65				3,866.65
<b>AEP-03909194403</b>		<b>3,866.65</b>	<b>3,740.36</b>	<b>3,441.08</b>		<b>11,048.09</b>
<b>AMERICAN ELECTRIC</b>						
AEP-03923020212	030918			29.44		29.44
AMERICAN ELECTRIC P	041018		28.69			28.69
	050918	29.94				29.94
BIG ELK CREEK						
<b>AEP-03923020212</b>		<b>29.94</b>	<b>28.69</b>	<b>29.44</b>		<b>88.07</b>
<b>AMERICAN ELECTRIC</b>						
AEP-03956011211	030718			155.14		155.14
AMERICAN ELECTRIC P	040618		177.12			177.12
	050718	123.42				123.42
TC-PLANT OFFICE						
<b>AEP-03956011211</b>		<b>123.42</b>	<b>177.12</b>	<b>155.14</b>		<b>455.68</b>
<b>AMERICAN ELECTRIC</b>						
AEP-03998292506	030918			28.70		28.70
AMERICAN ELECTRIC P	041018		27.81			27.81
	050918	29.14				29.14
TURKEY CREEK ROAD						
<b>AEP-03998292506</b>		<b>29.14</b>	<b>27.81</b>	<b>28.70</b>		<b>85.65</b>
<b>AMERICAN ELECTRIC</b>						
ALLAMERICANFIREEQ	22613				725.00	725.00
ALL AMERICAN FIRE E						
<b>ALLAMERICANFIREEQ</b>					<b>725.00</b>	<b>725.00</b>
<b>ALL AMERICAN FIRE E</b>						
ALLPUMPSSALES&SER	22608				1,361.98	1,361.98
ALL PUMPS SALES & S	22591				6,145.00	6,145.00
	22639				4,155.00	4,155.00
	22638				870.00	870.00
	22615				1,845.00	1,845.00
	22616				870.00	870.00

## MARTIN COUNTY WATER DISTRICT

## Aged Payables

As of May 31, 2018

Filter Criteria includes: 1) Includes Drop Shipments. Report order is by ID. Report is printed in Detail Format.

Vendor ID Vendor Contact Telephone 1	Invoice/CM #	0 - 30	31 - 60	61 - 90	Over 90 days	Amount Due
	22647				2,612.02	2,612.02
	22646				560.00	560.00
	22620				1,015.00	1,015.00
	22622				2,397.36	2,397.36
	22628				435.00	435.00
	22862				60.00	60.00
	22613				725.00	725.00
	22839				3,500.00	3,500.00
	22843				2,500.00	2,500.00
	22874				671.00	671.00
<b>ALLPUMPSSALES&amp;SE ALL PUMPS SALES &amp; S</b>					<b>29,722.36</b>	<b>29,722.36</b>
AMERICANWELDING&G SCOTT-GROSS CO., IN	05458229			148.95		148.95
<b>AMERICANWELDING&amp; SCOTT-GROSS CO., IN</b>				<b>148.95</b>		<b>148.95</b>
ANTHEM ANTHEM BS/BC	020131 020132	9,250.26 9,881.80				9,250.26 9,881.80
<b>ANTHEM ANTHEM BS/BC</b>		<b>19,132.06</b>				<b>19,132.06</b>
APPALACHIANSTATESA APPALACHIAN STATES	056835 057005 057181 057327 057458 057595 057735 057876				2,803.25 1,425.00 2,154.25 1,539.25 1,507.00 1,802.50 1,922.25	2,803.25 1,425.00 2,154.25 1,539.25 1,507.00 1,802.50 1,922.25
<b>APPALACHIANSTATES APPALACHIAN STATES</b>			<b>1,496.25</b>	<b>1,922.25</b>	<b>11,231.25</b>	<b>14,649.75</b>
APPWIRELESS APPALACHIAN WIRELE	4103539 4188790		218.61 274.77			218.61 274.77
<b>APPWIRELESS</b>		<b>274.77</b>	<b>218.61</b>			<b>493.38</b>

**MARTIN COUNTY WATER DISTRICT****Aged Payables  
As of May 31, 2018**

Filter Criteria includes: 1) Includes Drop Shipments. Report order is by ID. Report is printed in Detail Format.

Vendor ID Vendor Contact Telephone 1	Invoice/CM #	0 - 30	31 - 60	61 - 90	Over 90 days	Amount Due
<b>APPALACHIAN WIRELE</b>						
ARAMARK	50723490			100.35		100.35
ARAMARK	50752511			101.16		101.16
	50781775			100.35		100.35
	000050810982			100.35		100.35
	50840951			115.52		115.52
	781653			6.15		6.15
	50870681		96.08			96.08
	50900589		104.99			104.99
	50930196		96.08			96.08
	50960093		96.08			96.08
	50989710	272.61				272.61
	51019589	96.08				96.08
	51049245	90.22				90.22
	51079436	90.22				90.22
<b>ARAMARK</b>		<b>549.13</b>	<b>393.23</b>	<b>523.88</b>		<b>1,466.24</b>
<b>ARAMARK</b>						
ASHLANDOFFICESUPP	782739-0				42.00	42.00
ASHLAND OFFICE SUP	785794-0				42.00	42.00
	797810-0			262.40		262.40
<b>ASHLANDOFFICESUPP</b>				<b>262.40</b>	<b>84.00</b>	<b>346.40</b>
<b>ASHLAND OFFICE SUP</b>						
BRENNTAG	BMS146309				2,490.75	2,490.75
BRENNTAG MID-SOUTH						
<b>BRENNTAG</b>					<b>2,490.75</b>	<b>2,490.75</b>
<b>BRENNTAG MID-SOUT</b>						
CDPENGEERS,INC.	PR_08403				960.00	960.00
CDP ENGINEERS, INC.						
<b>CDPENGEERS,INC.</b>					<b>960.00</b>	<b>960.00</b>
<b>CDP ENGINEERS, INC.</b>						
CHAFINS,ERIC	112117				325.00	325.00

**MARTIN COUNTY WATER DISTRICT**

**Aged Payables  
As of May 31, 2018**

Filter Criteria includes: 1) Includes Drop Shipments. Report order is by ID. Report is printed in Detail Format.

Vendor ID Vendor Contact Telephone 1	Invoice/CM #	0 - 30	31 - 60	61 - 90	Over 90 days	Amount Due
ERIC CHAFINS	120317				65.00	65.00
	021618				195.00	195.00
<b>CHAFINS,ERIC ERIC CHAFINS</b>					<b>585.00</b>	<b>585.00</b>
CONSOLIDATEDPIPE	2860448-016-0				16.32	16.32
CONSOLIDATED PIPE &	2860460-000-0				1,395.00	1,395.00
	2860606-016-0				20.10	20.10
FLUTY LICK BR	2860614-000-0				1,577.36	1,577.36
	2860761-016-0				25.07	25.07
	2860836-000-0				295.00	295.00
	2860601-000-0				2,131.51	2,131.51
	2860880-000-0				346.34	346.34
	2860892-000-0				535.00	535.00
	2860942-013-0				20.92	20.92
	2861158-011-0				20.92	20.92
	2861378-011-0				62.50	62.50
	2861574-013-0				70.52	70.52
	2860367-000-0				2,325.04	2,325.04
	2860614-001-0				1,366.36	1,366.36
	2861742-015-0				70.52	70.52
	2861913-019-0				70.52	70.52
	2862044-013-0				125.88	125.88
	2870167-015-0				125.88	125.88
	2870307-019-0				125.88	125.88
	2870496-017-0				125.88	125.88
	2870616-015-0				125.88	125.88
	2870785-012-0				125.88	125.88
	2870949-017-0				125.88	125.88
	2871104-019-0				125.88	125.88
	2871371-018-0				125.88	125.88
	2871554-014-0				125.88	125.88
	2872010-016-0				125.88	125.88
	2872177-019-0				125.88	125.88
	2880221-017-0			125.88		125.88
	2880368-014-0			125.88		125.88
	2880552-020-0		125.88			125.88
	2880702-016-0	125.88				125.88
	2880908-018-0	125.88				125.88
<b>CONSOLIDATEDPIPE CONSOLIDATED PIPE &amp;</b>		<b>251.76</b>	<b>125.88</b>	<b>251.76</b>	<b>11,859.56</b>	<b>12,488.96</b>
COUNTYCONCRETE	101016				1,750.00	1,750.00
COUNTY CONCRETE	839				926.00	926.00
<b>COUNTYCONCRETE COUNTY CONCRETE</b>					<b>2,676.00</b>	<b>2,676.00</b>

MARTIN COUNTY WATER DISTRICT

Aged Payables  
As of May 31, 2018

Filter Criteria includes: 1) Includes Drop Shipments. Report order is by ID. Report is printed in Detail Format.

Vendor ID Vendor Contact Telephone 1	Invoice/CM #	0 - 30	31 - 60	61 - 90	Over 90 days	Amount Due
CUMBO,BRIAN	103116				375.00	375.00
BRIAN CUMBO, ATTOR	103116-2				312.50	312.50
	113016				397.95	397.95
	123116				562.50	562.50
	013117				125.00	125.00
	013117-2				37.50	37.50
	013117-3				62.50	62.50
	JAN17				392.60	392.60
	022817				4,082.96	4,082.96
	033117				199.95	199.95
	043017				250.00	250.00
	043017a				25.00	25.00
	053117				112.50	112.50
	053117a				1,742.36	1,742.36
	063017				1,209.77	1,209.77
	4004-11				62.50	62.50
	073117				391.05	391.05
	093017				200.00	200.00
	093017a				537.50	537.50
	103117				2,596.15	2,596.15
	103117a				50.00	50.00
	113017				111.90	111.90
	113017a				412.50	412.50
	113017b				187.50	187.50
	010118				300.00	300.00
	0101181				437.50	437.50
	0101182				241.25	241.25
	0101183				187.50	187.50
	013118				765.55	765.55
	0131181				25.00	25.00
	0131182				2,996.60	2,996.60
	0131183				50.00	50.00
	022818				50.00	50.00
	0228171				4,996.25	4,996.25
	0228182				687.50	687.50
	0228183				625.00	625.00
	0228184				637.50	637.50
	0228185				300.00	300.00
	033118			1,097.35		1,097.35
	0331181			62.50		62.50
	0331182			347.35		347.35
	0331183			75.00		75.00
	0331184			1,062.50		1,062.50
	043018		337.50			337.50
	0430181		850.00			850.00
	0430182		375.00			375.00
	053118	3,859.64				3,859.64
	0531181	37.50				37.50
	0531182	1,335.45				1,335.45
	0531183	187.50				187.50
<b>CUMBO,BRIAN BRIAN CUMBO, ATTOR</b>		<b>5,420.09</b>	<b>1,562.50</b>	<b>2,644.70</b>	<b>26,736.84</b>	<b>36,364.13</b>
DAVIS,PAUL	895774				300.00	300.00
PAUL DAVIS	895775				300.00	300.00



# MARTIN COUNTY WATER DISTRICT

## Aged Payables As of May 31, 2018

Filter Criteria includes: 1) Includes Drop Shipments. Report order is by ID. Report is printed in Detail Format.

Vendor ID Vendor Contact Telephone 1	Invoice/CM #	0 - 30	31 - 60	61 - 90	Over 90 days	Amount Due
	895778				300.00	300.00
	895780				225.00	225.00
	895781	75.00				75.00
<b>DAVIS,PAUL PAUL DAVIS</b>		<b>75.00</b>			<b>1,125.00</b>	<b>1,200.00</b>
DELONG,PAUL PAUL DELONG	10001359				55.00	55.00
	10001382				55.00	55.00
	10001404				55.00	55.00
	10001422				55.00	55.00
	10001436				55.00	55.00
	10001455				55.00	55.00
	10001473				55.00	55.00
	10001493				55.00	55.00
	10001507			60.00		60.00
	10001522		60.00			60.00
	10001539	60.00				60.00
<b>DELONG,PAUL PAUL DELONG</b>		<b>60.00</b>	<b>60.00</b>	<b>60.00</b>	<b>440.00</b>	<b>620.00</b>
EDGAR'STIRE EDGAR'S TIRES	117846				205.00	205.00
	117849				105.00	105.00
	959556				305.00	305.00
	959569				265.00	265.00
	242224				101.00	101.00
<b>EDGAR'STIRE EDGAR'S TIRES</b>					<b>981.00</b>	<b>981.00</b>
ELITEAGENCYINC THE ELITE AGENCY INC	1814				3,869.42	3,869.42
1-859-264-9400						
<b>ELITEAGENCYINC THE ELITE AGENCY IN</b>					<b>3,869.42</b>	<b>3,869.42</b>
ELLIOTTSUPPLY&GLAS ELLIOTT SUPPLY & GLA	022818				995.00	995.00
<b>ELLIOTTSUPPLY&amp;GLA ELLIOTT SUPPLY &amp; GL</b>					<b>995.00</b>	<b>995.00</b>

## MARTIN COUNTY WATER DISTRICT

Aged Payables  
As of May 31, 2018

Filter Criteria includes: 1) Includes Drop Shipments. Report order is by ID. Report is printed in Detail Format.

Vendor ID Vendor Contact Telephone 1	Invoice/CM #	0 - 30	31 - 60	61 - 90	Over 90 days	Amount Due
EVANSHARDWAREINC	10177064				421.51	421.51
EVANS HARDWARE, IN	10177123				6.99	6.99
	10177126				57.96	57.96
	10177159				28.54	28.54
	10177160				44.99	44.99
	10177163				105.00	105.00
	10177211				150.45	150.45
	10177258				29.99	29.99
	10177304				269.28	269.28
	10177324				39.98	39.98
	10177893				83.46	83.46
	10177906				18.96	18.96
	10177996				756.53	756.53
	10178011				25.40	25.40
	10178042				66.95	66.95
	10178176				35.98	35.98
	10178364				134.99	134.99
	10178405				62.52	62.52
	10178530				95.12	95.12
	10178567				15.99	15.99
	10178678				71.58	71.58
	10178762				93.80	93.80
	10178778				287.47	287.47
	10178935				28.77	28.77
	10178951				67.73	67.73
	10179009				109.99	109.99
	10179010				39.98	39.98
	10179070				38.97	38.97
	10179098				7.18	7.18
	10179369				92.36	92.36
	10179563				64.18	64.18
	10179600				28.47	28.47
	10179636				101.74	101.74
	10179672				35.78	35.78
	10179709				16.99	16.99
	10179717				3.98	3.98
	10179731				52.19	52.19
	10179852				35.97	35.97
	10179974				51.59	51.59
	10179993				43.41	43.41
	10180032				45.75	45.75
	10180121				57.96	57.96
	10180129				308.87	308.87
	10180329				59.76	59.76
	10180332				69.90	69.90
	10180553				64.87	64.87
	10180685				70.35	70.35
	10180732				24.39	24.39
	10180751				3.96	3.96
	10180842				11.68	11.68
	10180923				18.13	18.13
	10180931				91.47	91.47
	10180934				3.96	3.96
	10181055				11.99	11.99
	10181087				377.95	377.95
	10181236				17.97	17.97
	10181243				29.81	29.81
	10181307				87.40	87.40
	10181333				39.95	39.95

## MARTIN COUNTY WATER DISTRICT

## Aged Payables

As of May 31, 2018

Filter Criteria includes: 1) Includes Drop Shipments. Report order is by ID. Report is printed in Detail Format.

Vendor ID Vendor Contact Telephone 1	Invoice/CM #	0 - 30	31 - 60	61 - 90	Over 90 days	Amount Due
	10181501				7.78	7.78
	10181646				105.73	105.73
	10181651				39.28	39.28
	10181672				21.98	21.98
	10181854				23.61	23.61
	10181867				53.91	53.91
	10181902				6.09	6.09
	10181916				206.62	206.62
	10182568				4.89	4.89
	10182887				46.96	46.96
	10183498				30.99	30.99
	10183528				127.84	127.84
	10183626				215.97	215.97
	10184291				14.58	14.58
	10184364				54.02	54.02
	10184498				401.71	401.71
	10184691				23.97	23.97
	10184753				10.58	10.58
	10184776				22.23	22.23
	10184791				226.14	226.14
	10184804				9.16	9.16
	10185134				124.29	124.29
	10185391				21.99	21.99
	10185438				62.99	62.99
	10185695				4.98	4.98
	10185716				79.90	79.90
	10185856				23.51	23.51
	10185949				54.99	54.99
	10186256				44.29	44.29
	10186263				11.38	11.38
	10186440				13.48	13.48
	10186690				11.94	11.94
	10186768				29.96	29.96
	10186780				21.98	21.98
	10186874				11.92	11.92
	10186907				4.49	4.49
	10187128				61.36	61.36
	10187292				453.54	453.54
	10187927				24.49	24.49
	10187943				149.99	149.99
	10188093				14.90	14.90
	10188119				87.23	87.23
	10188134				18.00	18.00
	10188199				60.94	60.94
	10188257				38.76	38.76
	10188354				13.17	13.17
	10188357				4.10	4.10
	10188543				19.63	19.63
	10188590				129.97	129.97
	10188666				373.62	373.62
	10188722				46.98	46.98
	10189191				90.14	90.14
	10189192				8.99	8.99
	10189234				8.58	8.58
	10189298				37.99	37.99
	10189340				6.98	6.98
	10189350				3.98	3.98
	10189384				189.99	189.99
	10189512				19.98	19.98
	10189624				9.79	9.79
	10189681				187.65	187.65

**MARTIN COUNTY WATER DISTRICT****Aged Payables****As of May 31, 2018**

Filter Criteria includes: 1) Includes Drop Shipments. Report order is by ID. Report is printed in Detail Format.

Vendor ID Vendor Contact Telephone 1	Invoice/CM #	0 - 30	31 - 60	61 - 90	Over 90 days	Amount Due
	10190014				304.96	304.96
	10190128				9.93	9.93
	10190145				265.98	265.98
	10190160				15.93	15.93
	10190626				41.99	41.99
	10190629				21.68	21.68
	10190639				23.95	23.95
	10190695				11.46	11.46
	10190937				181.70	181.70
	10190952				33.46	33.46
	10191095				19.99	19.99
	10191209				28.99	28.99
	10191248				41.97	41.97
	10191320				288.99	288.99
	10191447				69.17	69.17
	10191646				29.12	29.12
	10191660				103.16	103.16
	10191880				453.94	453.94
	10191959				35.00	35.00
	10192173				20.86	20.86
	10192723				3.07	3.07
	10192679				11.48	11.48
	10192857				2.50	2.50
	10192959				76.71	76.71
	10192978				4.69	4.69
	10193218				236.77	236.77
	10193275				27.09	27.09
	10193312				32.06	32.06
	10193313				107.88	107.88
	10193429				338.15	338.15
	10193433				25.98	25.98
	10193471				24.46	24.46
	10193451				28.56	28.56
	10193546				15.58	15.58
	10193450				64.62	64.62
	10193527				150.21	150.21
	10193532				21.48	21.48
	10193545				74.51	74.51
	10193676				18.96	18.96
	10193725				39.46	39.46
	10193872				187.00	187.00
	10193871				59.99	59.99
	10194034				11.99	11.99
	10194058				13.19	13.19
	10194189				15.99	15.99
	10194208				86.47	86.47
	10194263				66.46	66.46
	10194303				17.38	17.38
	10194390				94.95	94.95
	10194393				7.97	7.97
	10194743				69.45	69.45
	10194747				9.58	9.58
	10194945				48.98	48.98
	10195176				125.98	125.98
	10195616				5.99	5.99
	10196053				22.95	22.95
	10196127				69.90	69.90
	10196116				58.13	58.13
	10196137				1.69	1.69
	10196152				18.75	18.75
	10196230				79.90	79.90

# MARTIN COUNTY WATER DISTRICT

## Aged Payables As of May 31, 2018

Filter Criteria includes: 1) Includes Drop Shipments. Report order is by ID. Report is printed in Detail Format.

Vendor ID Vendor Contact Telephone 1	Invoice/CM #	0 - 30	31 - 60	61 - 90	Over 90 days	Amount Due
	10196229				246.99	246.99
	10196243				124.23	124.23
	10196331				4.88	4.88
	10196630				140.96	140.96
	10197451				139.80	139.80
	10197667				29.89	29.89
	10197668				6.98	6.98
	10197695				17.99	17.99
	10197902				41.49	41.49
	10198058				102.44	102.44
	10198092				27.07	27.07
	10198159				27.96	27.96
	10198207				12.72	12.72
	10198414				16.27	16.27
	10198358				19.98	19.98
	10198474				45.90	45.90
	10198495				23.46	23.46
	10198513				433.43	433.43
	10198546				21.77	21.77
	10198664				189.99	189.99
	10198653				86.99	86.99
	10198789				15.98	15.98
	10198940				19.98	19.98
	10198876				-86.99	-86.99
	10198873				55.47	55.47
	10198887				63.46	63.46
	10199422				55.45	55.45
	10199520				37.52	37.52
	10199498				133.39	133.39
	10199546				17.94	17.94
	10199675				119.20	119.20
	10199952				63.89	63.89
	10200410				90.73	90.73
	10200412				25.12	25.12
	10200382				383.47	383.47
	10200423				19.98	19.98
	10200435				31.75	31.75
	10200759				36.91	36.91
	10201678				14.97	14.97
	10201683				12.99	12.99
	10201825				116.80	116.80
	10201995				502.88	502.88
	10202060				15.98	15.98
	10202135				11.99	11.99
	10201997				17.00	17.00
	10202311				67.83	67.83
	10202329				33.98	33.98
	10202455				47.97	47.97
	10202549				31.94	31.94
	10202793				329.79	329.79
	10202790				15.15	15.15
	10202907				82.99	82.99
	10203283				259.99	259.99
	10203433				74.17	74.17
	10203462				58.98	58.98
	10203601				191.80	191.80
	10203806				43.91	43.91
	10204138				21.45	21.45
	10204160				15.99	15.99
	10204164				9.50	9.50
	10204175				2.70	2.70

**MARTIN COUNTY WATER DISTRICT****Aged Payables  
As of May 31, 2018**

Filter Criteria includes: 1) Includes Drop Shipments. Report order is by ID. Report is printed in Detail Format.

Vendor ID Vendor Contact Telephone 1	Invoice/CM #	0 - 30	31 - 60	61 - 90	Over 90 days	Amount Due
	10204432				69.90	69.90
	10204452				12.99	12.99
	10204486				329.79	329.79
	10205008				21.98	21.98
	10205004				89.41	89.41
	10204880				277.98	277.98
	10205053				62.96	62.96
	10205158				64.57	64.57
	10205247				50.94	50.94
	10205250				1.98	1.98
	10205317				219.79	219.79
	10205979				8.75	8.75
	10206039				177.20	177.20
	10206190				29.70	29.70
	10206267				189.99	189.99
	10206368				259.99	259.99
	10206766				13.17	13.17
	10207075				15.98	15.98
	10207204				217.26	217.26
	10207477				91.64	91.64
	10207385				121.72	121.72
	10207568				22.57	22.57
	10207547				23.78	23.78
	10207681				13.49	13.49
	10207761				7.95	7.95
	10207868				23.84	23.84
	10207977				24.99	24.99
	10208194				93.01	93.01
	10208226				277.84	277.84
	10208394				4.90	4.90
	10208748				40.05	40.05
	10208586				49.98	49.98
	10208919				189.99	189.99
	10209059				14.56	14.56
	10209360				16.47	16.47
	10209508				48.00	48.00
	10209516				15.48	15.48
	10209546				69.07	69.07
	10209597				7.29	7.29
	10209659				46.45	46.45
	10209666				37.88	37.88
	10209852				147.79	147.79
	10209718				36.23	36.23
	10209854				15.96	15.96
	10210449				9.45	9.45
	10210756				63.92	63.92
	10210702				6.99	6.99
	10210614				69.90	69.90
	10210968				7.99	7.99
	10211092				71.27	71.27
	10211132				159.99	159.99
	10211252				79.55	79.55
	10211338				31.98	31.98
	10211553				12.72	12.72
	10211401				37.83	37.83
	10211787				74.94	74.94
	10211860				31.97	31.97
	10211891				20.48	20.48
	10211975				46.97	46.97
	10212186				5.99	5.99
	10212306				7.47	7.47

## MARTIN COUNTY WATER DISTRICT

Aged Payables  
As of May 31, 2018

Filter Criteria includes: 1) Includes Drop Shipments. Report order is by ID. Report is printed in Detail Format.

Vendor ID Vendor Contact Telephone 1	Invoice/CM #	0 - 30	31 - 60	61 - 90	Over 90 days	Amount Due
	10212366				75.83	75.83
	10212707				25.46	25.46
	10212974				104.80	104.80
	10212990				10.49	10.49
	10213043				21.27	21.27
	10212932				269.98	269.98
	10213169				14.98	14.98
	10213090				9.99	9.99
	10213113				45.98	45.98
	10213175				22.97	22.97
	10213233				200.48	200.48
	10213580				5.88	5.88
	10213697				26.03	26.03
	10213627				21.47	21.47
	10214338				9.38	9.38
	10214247				4.19	4.19
	10214359				52.95	52.95
	10214545				35.98	35.98
	10214715				178.31	178.31
	10214876				23.92	23.92
	10215075				31.96	31.96
	10215058				195.28	195.28
	10215092				79.90	79.90
	10215010				493.98	493.98
	10215037				94.73	94.73
	10215106				35.97	35.97
	10215020				25.75	25.75
	10215176				28.97	28.97
	10215147				149.97	149.97
	10215177				140.20	140.20
	10215267				93.80	93.80
	10215276				176.96	176.96
	10215348				399.70	399.70
	10215408				199.80	199.80
	10215445				154.34	154.34
	10215494				8.07	8.07
	10215484				77.98	77.98
	10215547				11.37	11.37
	10215631				225.49	225.49
	10215564				8.99	8.99
	10215577				33.44	33.44
	10215576				27.91	27.91
	10215649				10.49	10.49
	10215648				13.99	13.99
	10215667				17.25	17.25
	10215766				13.47	13.47
	10215641				62.99	62.99
	10215790				4.79	4.79
	10215795				1.00	1.00
	10215782				212.97	212.97
	10216076				38.97	38.97
	10216046				27.66	27.66
	10216073				26.97	26.97
	10216041				43.24	43.24
	10216114				5.06	5.06
	10216203				1,299.99	1,299.99
	10216123				37.56	37.56
	10216197				25.65	25.65
	10216223				11.48	11.48
	10216274				26.48	26.48
	10216317				290.23	290.23

**MARTIN COUNTY WATER DISTRICT****Aged Payables  
As of May 31, 2018**

Filter Criteria includes: 1) Includes Drop Shipments. Report order is by ID. Report is printed in Detail Format.

Vendor ID Vendor Contact Telephone 1	Invoice/CM #	0 - 30	31 - 60	61 - 90	Over 90 days	Amount Due
	10216320				112.99	112.99
	10216429				11.98	11.98
	10216519				91.12	91.12
	10216599				14.89	14.89
	10216654				34.77	34.77
	10216745				41.64	41.64
	10216866				34.95	34.95
	10217018				109.99	109.99
	10217121				26.99	26.99
	10217109				56.93	56.93
	10217243				8.79	8.79
	10217732				72.97	72.97
	10217733				-21.86	-21.86
	10218036				111.88	111.88
	10218258				17.98	17.98
	10218193				31.96	31.96
	10218271				335.98	335.98
	10218297				49.99	49.99
	10218377				21.99	21.99
	10218327				39.99	39.99
	10218502				11.07	11.07
	10218501				39.16	39.16
	10218415				62.99	62.99
	10218461				16.99	16.99
	10218704				33.96	33.96
	10218825				125.02	125.02
	10218868				23.76	23.76
	10218878				59.99	59.99
	10218898				366.84	366.84
	10219028				193.79	193.79
	10218988				33.35	33.35
	10219228				4.20	4.20
	10219276				66.98	66.98
	10219312				18.98	18.98
	10219500				62.99	62.99
	10219398				13.57	13.57
	10219397				121.98	121.98
	10219460				49.99	49.99
	10219651				44.99	44.99
	10219889				76.92	76.92
	10219696				181.99	181.99
	10219868				49.99	49.99
	10219810				169.00	169.00
	10219823				29.97	29.97
	10219714				25.05	25.05
	10219700				14.76	14.76
	10219950				70.27	70.27
	10219936				119.99	119.99
	10219946				127.83	127.83
	10220076				30.64	30.64
	10220068				13.96	13.96
	10220098				312.91	312.91
	10220124				97.64	97.64
	10220156				16.98	16.98
	10220200				573.88	573.88
	10220217				7.29	7.29
	10220336				233.12	233.12
	10220331				81.99	81.99
	10220395				71.58	71.58
	10221239				16.88	16.88
	10221220				359.98	359.98



**MARTIN COUNTY WATER DISTRICT**

**Aged Payables  
As of May 31, 2018**

Filter Criteria includes: 1) Includes Drop Shipments: Report order is by ID. Report is printed in Detail Format.

Vendor ID Vendor Contact Telephone 1	Invoice/CM #	0 - 30	31 - 60	61 - 90	Over 90 days	Amount Due
	10221409				22.96	22.96
	10221464				12.67	12.67
	10221478				26.96	26.96
	10221885				11.46	11.46
	10221891				11.88	11.88
	10221952				54.17	54.17
	10222192				22.36	22.36
	10222296				44.18	44.18
	10222323				14.94	14.94
	10222396				25.47	25.47
	10222385				9.99	9.99
	10222469				19.58	19.58
	10222532				61.59	61.59
	10222555				40.77	40.77
	10222597				50.07	50.07
	10222599				189.99	189.99
	10222681				214.95	214.95
	10223046				50.53	50.53
	10223400				259.99	259.99
	10223526				68.54	68.54
	10223424				68.51	68.51
	10223531				23.99	23.99
	10223626				949.99	949.99
	10223546				36.27	36.27
	10223746				41.28	41.28
	10223767				21.99	21.99
	10224587				29.24	29.24
	10224550				12.48	12.48
	10224643				7.56	7.56
	10224707				15.99	15.99
	10224733				41.09	41.09
	10224740				41.91	41.91
	10224856				525.46	525.46
	10225023				29.26	29.26
	10225152				62.82	62.82
	030916				42.78	42.78
	10225504				327.30	327.30
	10225585				96.45	96.45
	10225973				104.20	104.20
	10229822				14.97	14.97
	10230290				169.99	169.99
	10230299				9.49	9.49
	10230374				4.99	4.99
	10230372				113.01	113.01
	10230373				239.99	239.99
	10230777				68.25	68.25
	10231053				91.24	91.24
	10231061				239.99	239.99
	10231353				162.97	162.97
	10231655				54.61	54.61
	10231833				39.99	39.99
	10231864				26.97	26.97
	10231719				352.97	352.97
	10231963				25.98	25.98
	10232341				7.98	7.98
	10232337				23.31	23.31
	10232473				159.99	159.99
	10233961				48.57	48.57
	10234193				5.76	5.76
	10234106				201.88	201.88
	10234364				25.47	25.47

## MARTIN COUNTY WATER DISTRICT

Aged Payables  
As of May 31, 2018

Filter Criteria includes: 1) Includes Drop Shipments. Report order is by ID. Report is printed in Detail Format.

Vendor ID Vendor Contact Telephone 1	Invoice/CM #	0 - 30	31 - 60	61 - 90	Over 90 days	Amount Due
	10234258				13.78	13.78
	10234430				34.98	34.98
	10234981				33.96	33.96
	10234960				282.94	282.94
	10235138				220.16	220.16
	10235285				49.90	49.90
	10235505				270.92	270.92
	10235848				152.67	152.67
	10236102				64.46	64.46
	10236770				21.99	21.99
	10236674				648.30	648.30
	10237277				61.59	61.59
	10237415				16.99	16.99
	10237688				25.99	25.99
	10237740				882.15	882.15
	10237533				12.17	12.17
	10238355				18.98	18.98
	10239235				52.99	52.99
	10242299				16.98	16.98
	10242324				33.96	33.96
	10246721				837.07	837.07
	10247485				19.49	19.49
	10238987				26.67	26.67
	10250102				14.48	14.48
	10250999				837.07	837.07
	10253198				28.96	28.96
	10254820				115.41	115.41
	10256173				163.33	163.33
	10257193				17.67	17.67
	10259142				837.07	837.07
	10264812				3.49	3.49
	10265216				4.39	4.39
	10265588				300.69	300.69
	10265750				56.51	56.51
	10265852				289.99	289.99
	10254991				837.07	837.07
	10266604				19.98	19.98
	10266730				91.96	91.96
	10266788				34.45	34.45
	10266790				11.88	11.88
	10266823				35.97	35.97
	10266951				30.06	30.06
	10267177				395.88	395.88
	10267576				26.98	26.98
	10267725				330.50	330.50
	10267879				40.97	40.97
	10267837				111.44	111.44
	10267851				39.38	39.38
	10267846				103.33	103.33
	10268133				79.99	79.99
	10268166				798.43	798.43
	10268198				32.85	32.85
	10268187				24.35	24.35
	10268308				68.45	68.45
	10268555				28.99	28.99
	10268373				149.99	149.99
	10268377				-50.00	-50.00
	10268692				99.99	99.99
	10268728				85.45	85.45
	10269672				103.88	103.88
	10269956				149.99	149.99

# MARTIN COUNTY WATER DISTRICT

## Aged Payables As of May 31, 2018

Filter Criteria includes: 1) Includes Drop Shipments. Report order is by ID. Report is printed in Detail Format.

Vendor ID Vendor Contact Telephone 1	Invoice/CM #	0 - 30	31 - 60	61 - 90	Over 90 days	Amount Due
	10269969				334.98	334.98
	10270419				14.87	14.87
	10270591				59.98	59.98
	10270590				5.99	5.99
	10271251				13.78	13.78
	10272285				19.98	19.98
	10272669				3.96	3.96
	1209-W				56.68	56.68
	10272884				316.88	316.88
	10273387				32.76	32.76
	10273366				64.80	64.80
	10273506				10.99	10.99
	10273867				137.61	137.61
	10273823				306.36	306.36
	10273852				3.38	3.38
	10273872				47.44	47.44
	10273906				259.99	259.99
	10273904				138.48	138.48
	10273966				3.95	3.95
	10274029				189.99	189.99
	10274617				12.99	12.99
	10278305				994.72	994.72
	051517				530.17	530.17
	051917				317.26	317.26
	051917a				351.24	351.24
	060217				26.44	26.44
	060717				43.38	43.38
	061217				373.29	373.29
	061317				469.85	469.85
	061617				759.62	759.62
	061917				803.66	803.66
	062817				1,290.26	1,290.26
	070517				259.99	259.99
	070817				414.08	414.08
	071017				464.03	464.03
	071117				469.57	469.57
	080717				2,187.94	2,187.94
	082317				59.96	59.96
	1114-K				1,148.81	1,148.81
	1114-*2				1,429.64	1,429.64
	1140-Z				3,761.34	3,761.34
	1140*				4,466.59	4,466.59
	1207-C			2,024.50		2,024.50
	1209-L			2,608.39		2,608.39
	1209-P			272.51		272.51
	1209-R			96.95		96.95
	1209-U		74.43			74.43
	1209-Z		35.95			35.95
	031218		54.18			54.18
	031418		35.98			35.98
	031518		26.78			26.78
	031618		22.27			22.27
	031918			226.41		226.41
	032018		12.99			12.99
	032118		90.51			90.51
	032218		751.21			751.21
	032318		589.44			589.44
	032618		96.88			96.88
	032718		96.88			96.88
	032818		25.47			25.47
	032918		98.47			98.47

**MARTIN COUNTY WATER DISTRICT**

**Aged Payables**

**As of May 31, 2018**

Filter Criteria includes: 1) Includes Drop Shipments. Report order is by ID. Report is printed in Detail Format.

Vendor ID Vendor Contact Telephone 1	Invoice/CM #	0 - 30	31 - 60	61 - 90	Over 90 days	Amount Due
	033018		97.07			97.07
	050118	132.16				132.16
	050218	410.55				410.55
	050318	12.99				12.99
	050518	43.55				43.55
	10324323	48.43				48.43
	10324318	30.24				30.24
	10324253	13.97				13.97
	10324501	27.94				27.94
	10324603	5.99				5.99
	10324610	132.52				132.52
	10324768	49.90				49.90
	10324790	76.36				76.36
	10324792	3.06				3.06
	10325112	111.34				111.34
	10325354	67.55				67.55
	10325435	4.49				4.49
	10325456	34.11				34.11
	10325496	17.88				17.88
	10325574	99.99				99.99
	10325677	23.97				23.97
	10325820	24.99				24.99
	10325887	79.99				79.99
	10326245	99.99				99.99
	10326395	67.85				67.85
	10326414	16.49				16.49
	10326479	14.79				14.79
	10326551	47.93				47.93
	10326588	38.13				38.13
	10326615	59.70				59.70
	10326760	89.99				89.99
	10326983	23.97				23.97
	10327016	8.89				8.89
	10327056	64.99				64.99
	10327283	40.42				40.42
	10327288	16.98				16.98
<b>EVANSHARDWAREINC EVANS HARDWARE, IN</b>		<b>2,042.09</b>	<b>2,108.51</b>	<b>5,228.76</b>	<b>72,707.03</b>	<b>82,086.39</b>
FASTCHANGE	16591916			269.11		269.11
FAST CHANGE	16591911			41.98		41.98
	16592043			199.94		199.94
606-298-0764	16592091			77.96		77.96
	16592411			106.95		106.95
	16592756			592.84		592.84
	16592781			66.97		66.97
	16593050			107.14		107.14
	16593099			36.99		36.99
	16593267			59.98		59.98
	16593398			66.97		66.97
	16593531			380.82		380.82
	16593809			279.96		279.96
	16593903			174.92		174.92
	16594281			82.15		82.15
	16594348			61.99		61.99
	16594584			109.97		109.97
	16594595			58.97		58.97

**MARTIN COUNTY WATER DISTRICT**

**Aged Payables  
As of May 31, 2018**

Filter Criteria includes: 1) Includes Drop Shipments. Report order is by ID. Report is printed in Detail Format.

Vendor ID Vendor Contact Telephone 1	Invoice/CM #	0 - 30	31 - 60	61 - 90	Over 90 days	Amount Due
	16594720				19.99	19.99
	16594949				59.98	59.98
	16595046				54.97	54.97
	16594967				79.90	79.90
	16595109				41.98	41.98
	16595428				63.98	63.98
	16595800				14.99	14.99
	16595807				139.96	139.96
	16596422				80.97	80.97
	16596764				106.98	106.98
	16596965				197.11	197.11
	16597168				63.98	63.98
	16597363				48.97	48.97
	16597550				157.95	157.95
	16597756				81.41	81.41
	16598277				126.96	126.96
	16598546				12.99	12.99
	16598703				97.14	97.14
	16598824				85.14	85.14
	16598849				36.99	36.99
	16598860				102.97	102.97
	16599952		138.99			138.99
	042718		155.93			155.93
	16600064		91.56			91.56
	16600098	29.98				29.98
	16600201	233.89				233.89
	16600453	114.97				114.97
<b>FASTCHANGE FAST CHANGE</b>		<b>378.84</b>	<b>386.48</b>		<b>4,450.92</b>	<b>5,216.24</b>
<b>GUTHRIESALES GUTHRIE SALES AND S</b>	37284				389.21	389.21
<b>GUTHRIESALES GUTHRIE SALES AND S</b>					<b>389.21</b>	<b>389.21</b>
<b>HIGHLANDCOMMUNICA HIGHLAND COMMUNIC</b>	55626 120215				55.00 55.00	55.00 55.00
<b>HIGHLANDCOMMUNIC HIGHLAND COMMUNIC</b>					<b>110.00</b>	<b>110.00</b>
<b>HINKLEBLACKTOP HINKLE BLACKTOP LLC</b>	102878 102916 1431 0600				650.00 175.00 175.00 350.00	650.00 175.00 175.00 350.00

**MARTIN COUNTY WATER DISTRICT**

**Aged Payables  
As of May 31, 2018**

Filter Criteria includes: 1) Includes Drop Shipments. Report order is by ID. Report is printed in Detail Format.

Vendor ID Vendor Contact Telephone 1	Invoice/CM #	0 - 30	31 - 60	61 - 90	Over 90 days	Amount Due
	1611				375.00	375.00
	1561				65.00	65.00
	1598				65.00	65.00
	1562				175.00	175.00
	1711				175.00	175.00
	1846				900.00	900.00
	1845				175.00	175.00
	1982				175.00	175.00
	2199				175.00	175.00
	2252				9.10	9.10
	2356				175.00	175.00
	2499				175.00	175.00
	2637				175.00	175.00
	2777				175.00	175.00
	103495				500.00	500.00
	2923				175.00	175.00
	3189				175.00	175.00
	3324				175.00	175.00
	3467			175.00		175.00
	103635			675.00		675.00
	103649		337.50			337.50
	3690		175.00			175.00
	103647		760.00			760.00
	103652		675.00			675.00
	3829	175.00				175.00
	103684	1,350.00				1,350.00
	103692	106.60				106.60
<b>HINKLEBLACKTOP HINKLE BLACKTOP LL</b>		<b>1,631.60</b>	<b>1,947.50</b>	<b>850.00</b>	<b>5,364.10</b>	<b>9,793.20</b>
<b>HOLBROOKIMPLEMENT HOLBROOK IMPLEMEN</b>	51772				793.97	793.97
<b>HOLBROOKIMPLEMEN HOLBROOK IMPLEMEN</b>					<b>793.97</b>	<b>793.97</b>
<b>HOWELLSHVAC HOWELLS HVAC</b>	1156-3177 2363-7281 2363-7282 032118 1156-8348	1,432.81		818.58	1,175.44 232.54 1,758.87	1,175.44 232.54 1,758.87 818.58 1,432.81
<b>HOWELLSHVAC HOWELLS HVAC</b>		<b>1,432.81</b>		<b>818.58</b>	<b>3,166.85</b>	<b>5,418.24</b>
<b>HOWELLSRECYCLING HOWELL'S RECYCLING</b>	695044 0842253 0842254				1,500.00 200.00 200.00	1,500.00 200.00 200.00

**MARTIN COUNTY WATER DISTRICT**

**Aged Payables  
As of May 31, 2018**

Filter Criteria includes: 1) Includes Drop Shipments. Report order is by ID. Report is printed in Detail Format.

Vendor ID Vendor Contact Telephone 1	Invoice/CM #	0 - 30	31 - 60	61 - 90	Over 90 days	Amount Due
	0842255				200.00	200.00
	695045				375.00	375.00
	0842256				200.00	200.00
	0842257				350.00	350.00
	0842258				350.00	350.00
	0842259				350.00	350.00
	0842260				200.00	200.00
	0842272				300.00	300.00
	0842284				900.00	900.00
	117251				800.00	800.00
	117252				250.00	250.00
	117254				350.00	350.00
	117253				550.00	550.00
	117255				3,750.00	3,750.00
	117256				3,300.00	3,300.00
<b>HOWELLSRECYCLING HOWELL'S RECYCLING</b>					<b>14,125.00</b>	<b>14,125.00</b>
INEZAUTOMOTIVESUP INEZ AUTOMOTIVE SUP	123449 123465				60.00 109.95	60.00 109.95
<b>INEZAUTOMOTIVESUP INEZ AUTOMOTIVE SUP</b>					<b>169.95</b>	<b>169.95</b>
IPC IPC	702572				38.00	38.00
<b>IPC IPC</b>					<b>38.00</b>	<b>38.00</b>
JHTOMBLINFENCECO JH TOMBLIN FENCE CO	07172017				422.00	422.00
<b>JHTOMBLINFENCECO JH TOMBLIN FENCE CO</b>					<b>422.00</b>	<b>422.00</b>
JJKELLER J.J. KELLER & ASSOCIA	9101465880				40.00	40.00

**MARTIN COUNTY WATER DISTRICT**

**Aged Payables  
As of May 31, 2018**

Filter Criteria includes: 1) Includes Drop Shipments. Report order is by ID. Report is printed in Detail Format.

Vendor ID Vendor Contact Telephone 1	Invoice/CM #	0 - 30	31 - 60	61 - 90	Over 90 days	Amount Due
JJKELLER J.J. KELLER & ASSOCI					40.00	40.00
KIRK,RICHARD RICHARD KIRK	110317 112417				1,100.00 600.00	1,100.00 600.00
KIRK,RICHARD RICHARD KIRK					1,700.00	1,700.00
KIRKLAWNSERVICE KIRK LAWN SERVICE	SEPT-OCT 201				100.00	100.00
KIRKLAWNSERVICE KIRK LAWN SERVICE					100.00	100.00
KYRURALWATERASSO KENTUCKY RURAL WA	17185				1,700.00	1,700.00
KYRURALWATERASSO KENTUCKY RURAL WA					1,700.00	1,700.00
KYTEKS KYTEKS	326 375				55.00 100.00	55.00 100.00
KYTEKS KYTEKS					155.00	155.00
KYUNDERGROUNDPRO KY UNDERGROUND PR	200627355 200627679 200627998 200628326 200628653 200628980 200629314 200629650 200629985 200630319				64.00 51.20 44.80 83.20 104.00 57.60 68.80 72.00 62.40 115.20	64.00 51.20 44.80 83.20 104.00 57.60 68.80 72.00 62.40 115.20



MARTIN COUNTY WATER DISTRICT

Aged Payables  
As of May 31, 2018

Filter Criteria includes: 1) Includes Drop Shipments. Report order is by ID. Report is printed in Detail Format.

Vendor ID Vendor Contact Telephone 1	Invoice/CM #	0 - 30	31 - 60	61 - 90	Over 90 days	Amount Due
	200630655				68.80	68.80
	200630985				104.00	104.00
	200631307				57.60	57.60
	200631648				30.40	30.40
	200631984				36.80	36.80
	200632318				52.80	52.80
	200632658				70.40	70.40
	200633008				78.40	78.40
	200633352				104.00	104.00
	200633695				60.80	60.80
	200634036				72.00	72.00
	200634387				59.20	59.20
	200634730				33.60	33.60
	200635075				54.40	54.40
	200635421				40.00	40.00
	200635762				27.20	27.20
	200636106				93.00	93.00
	200636446			19.50		19.50
	200636786		31.50			31.50
	200637136	42.00				42.00
<b>KYUNDERGROUNDPRO KY UNDERGROUND PR</b>		<b>42.00</b>	<b>31.50</b>	<b>19.50</b>	<b>1,766.60</b>	<b>1,859.60</b>
LINDAFSUMPTERCPAP LINDA F. SUMPTER, CP	2014-951				3,500.00	3,500.00
	2014-1052				3,500.00	3,500.00
	2014-1124				3,500.00	3,500.00
	2014-1186				3,500.00	3,500.00
	2015-0048				3,500.00	3,500.00
	2015-0279				3,500.00	3,500.00
	2015-0529				3,500.00	3,500.00
	2015-0700				3,500.00	3,500.00
	2015-0780				3,500.00	3,500.00
	2015-0906				3,500.00	3,500.00
	2015-1074				3,500.00	3,500.00
	2015-1169				3,500.00	3,500.00
	2015-1242				3,500.00	3,500.00
	2015-1313				3,500.00	3,500.00
	2015-1336				3,500.00	3,500.00
	2016-0004				3,500.00	3,500.00
	2016-0373				3,500.00	3,500.00
	2016-0602				3,500.00	3,500.00
	2016-0638				3,500.00	3,500.00
	2016-0761				3,500.00	3,500.00
	2016-0833				3,500.00	3,500.00
	2016-0909				3,500.00	3,500.00
	2016-0989				3,500.00	3,500.00
	2016-1090				3,500.00	3,500.00
	2016-1171				3,500.00	3,500.00
	2016-1243				3,500.00	3,500.00
	2016-1306				3,500.00	3,500.00
	2017-0197				3,500.00	3,500.00
	2017-0392				3,500.00	3,500.00
	2017-0564				3,500.00	3,500.00
	2017-0651				3,500.00	3,500.00
	2017-0732				3,500.00	3,500.00
	2017-0806				3,500.00	3,500.00
	2017-0878				3,500.00	3,500.00

MARTIN COUNTY WATER DISTRICT

Aged Payables  
As of May 31, 2018

Filter Criteria includes: 1) Includes Drop Shipments. Report order is by ID. Report is printed in Detail Format.

Vendor ID Vendor Contact Telephone 1	Invoice/CM #	0 - 30	31 - 60	61 - 90	Over 90 days	Amount Due
	2017-0964				3,500.00	3,500.00
	2017-1030				3,500.00	3,500.00
	2017-1146				3,500.00	3,500.00
	2017-1211				3,500.00	3,500.00
	2017-1230				3,500.00	3,500.00
	2018-0071				3,500.00	3,500.00
	2018-0408				3,500.00	3,500.00
	2018-0426			3,500.00		3,500.00
	2018-0538		3,500.00			3,500.00
<b>LINDAFSUMPTERCPAP LINDA F. SUMPTER, CP</b>			<b>3,500.00</b>	<b>3,500.00</b>	<b>143,500.00</b>	<b>150,500.00</b>
MARCOMINESUPPLYIN MARCO MINE SUPPLY I	000010221 000013277				1,371.25 11.62	1,371.25 11.62
<b>MARCOMINESUPPLYIN MARCO MINE SUPPLY I</b>					<b>1,382.87</b>	<b>1,382.87</b>
MCCOYTREESERVICE McCOY'S TREE SERVIC	20171101-02				600.00	600.00
<b>MCCOYTREESERVICE McCOY'S TREE SERVIC</b>					<b>600.00</b>	<b>600.00</b>
MCSO - 9-00706 MARTIN COUNTY SANIT	060116 070116 080116 090116 100116 110116 120116 010117 022017 032017 042017 052017 062017 072017 082017 092017 102017 112017 122017 012018 022018 032018				170.79 81.68	170.79 81.68
				81.68		81.68

# MARTIN COUNTY WATER DISTRICT

## Aged Payables As of May 31, 2018

Filter Criteria includes: 1) Includes Drop Shipments. Report order is by ID. Report is printed in Detail Format.

Vendor ID Vendor Contact Telephone 1	Invoice/CM #	0 - 30	31 - 60	61 - 90	Over 90 days	Amount Due
<b>MCSD - 9-00706 MARTIN COUNTY SANI</b>				81.68	1,804.39	1,886.07
MOORE,CANDY CANDY MOORE	110516				450.00	450.00
<b>MOORE,CANDY CANDY MOORE</b>					450.00	450.00
NORFOLKSOUTHERN RAILROAD MANAGEME	90216568 90394135				30.00 25.00	30.00 25.00
<b>NORFOLKSOUTHERN RAILROAD MANAGEME</b>					55.00	55.00
NSRAILWAYCO NORFOLK SOUTHERN	90635857	25.00				25.00
<b>NSRAILWAYCO NORFOLK SOUTHERN</b>		25.00				25.00
PAINTSVILLEUTILITIES PAINTSVILLE UTILITIES	052918	47.28				47.28
<b>PAINTSVILLEUTILITIES PAINTSVILLE UTILITIES</b>		47.28				47.28
POCAHONTASDEV POCAHONTAS DEVELOP	052416				25.00	25.00
<b>POCAHONTASDEV POCAHONTAS DEVELOP</b>					25.00	25.00

## MARTIN COUNTY WATER DISTRICT

Aged Payables  
As of May 31, 2018

Filter Criteria includes: 1) Includes Drop Shipments. Report order is by ID. Report is printed in Detail Format.

Vendor ID Vendor Contact Telephone 1	Invoice/CM #	0 - 30	31 - 60	61 - 90	Over 90 days	Amount Due
PRESTONSBURGCITYU PRESTONSBURG CITY	12312017 1312018 2282018 033118				6,754.50 44,291.00 26,512.50 5,936.25	6,754.50 44,291.00 26,512.50 5,936.25
PRESTONSBURGCITYU PRESTONSBURG CITY				5,936.25	77,558.00	83,494.25
QUILLCORPORATION QUILL CORPORATION	8559250 8562485 8625392				4.69 425.03 32.01	4.69 425.03 32.01
QUILLCORPORATION QUILL CORPORATION					461.73	461.73
R&JBUILDINGSUPPLY R & J BUILDING SUPPL	B5833 A15514 A5532 A5961 A6660 A6693 C3271 B10232 C3324 A6839 C3335 B10370 A6999 A7364 B10955 B11005 A7575 A7957 B11879 A8243 B11990 C3880 FCH6297 A8849 B13357 A9723 B13609 FCH7017 C4570 B13702 A10158 A10165 B14078 B14216 A10460				5.76 106.79 38.94 19.98 65.99 23.45 23.97 46.45 14.09 43.73 29.97 26.96 112.99 165.99 7.99 303.59 77.97 149.86 31.96 47.86 44.49 15.98 11.83 836.98 51.98 189.99 12.99 17.35 18.99 13.53 149.99 136.29 28.47 18.17 23.45	5.76 106.79 38.94 19.98 65.99 23.45 23.97 46.45 14.09 43.73 29.97 26.96 112.99 165.99 7.99 303.59 77.97 149.86 31.96 47.86 44.49 15.98 11.83 836.98 51.98 189.99 12.99 17.35 18.99 13.53 149.99 136.29 28.47 18.17 23.45

**MARTIN COUNTY WATER DISTRICT**

**Aged Payables  
As of May 31, 2018**

Filter Criteria includes: 1) Includes Drop Shipments. Report order is by ID. Report is printed in Detail Format.

Vendor ID Vendor Contact Telephone 1	Invoice/CM #	0 - 30	31 - 60	61 - 90	Over 90 days	Amount Due
	A10514				262.44	262.44
	A10556				7.38	7.38
	B14671				39.95	39.95
	C5055				85.97	85.97
	B14693				257.99	257.99
	B14826				45.99	45.99
	B14894				18.45	18.45
	B14936				165.97	165.97
	C5265				149.99	149.99
	FCH7815				33.73	33.73
	A10929				14.76	14.76
	B15702				14.36	14.36
	A11467				11.97	11.97
	C5962				137.99	137.99
	FCH8594				55.08	55.08
	C6116				11.67	11.67
	B16348				23.45	23.45
	A11839				-817.99	-817.99
	B16708				590.94	590.94
	A12100				54.02	54.02
	B17149				39.95	39.95
	FCG9508				57.77	57.77
	B17426				59.90	59.90
	A12883				144.76	144.76
	B17752				203.05	203.05
	B17777				7.38	7.38
	C6959				46.49	46.49
	C6977				23.97	23.97
	B17839				119.80	119.80
	C7007				57.78	57.78
	C7109				137.99	137.99
	FCH10262				56.30	56.30
	A13420				137.99	137.99
	A13719				334.89	334.89
	B19258				65.99	65.99
	B19257				1,900.65	1,900.65
	FCH11004				68.31	68.31
	FCH11778				104.91	104.91
	FCH12475				104.91	104.91
	FCH13146				104.91	104.91
	FCH13728				104.91	104.91
	FCH14442				104.91	104.91
	FCH15181				104.91	104.91
	FCH15913				104.91	104.91
	FCH16695				104.91	104.91
	FCH17459				104.91	104.91
	FCH18310				104.91	104.91
	FCH19094				104.91	104.91
	FCH19883				104.91	104.91
	FCH20554				104.91	104.91
	FCH21139				104.91	104.91
	FCH21889				104.91	104.91
	FCH22974			104.91		104.91
	043018FCH		104.91			104.91
	FCH24363	104.91				104.91
<b>R&amp;JBUILDINGSUPPLY R &amp; J BUILDING SUPPL</b>		<b>104.91</b>	<b>104.91</b>	<b>104.91</b>	<b>9,115.50</b>	<b>9,430.23</b>

**MARTIN COUNTY WATER DISTRICT**

**Aged Payables  
As of May 31, 2018**

Filter Criteria includes: 1) Includes Drop Shipments. Report order is by ID. Report is printed in Detail Format.

Vendor ID Vendor Contact Telephone 1	Invoice/CM #	0 - 30	31 - 60	61 - 90	Over 90 days	Amount Due
RFCCC MARTIN COUNTY COM	RFCCC0017	813.01				813.01
<b>RFCCC MARTIN COUNTY COM</b>		<b>813.01</b>				<b>813.01</b>
SERVICEPUMP&SUPPL SERVICE PUMP & SUPP	CI-0000007513 CI-0000008276 CI-0000008412 CI-0000008607 CI-0000008773 CI-0000008813 CI-0000008971	2,719.50 1,816.14 666.00	2,719.50 666.00	777.70 666.00		777.70 666.00 2,719.50 666.00 2,719.50 1,816.14 666.00
<b>SERVICEPUMP&amp;SUPPL SERVICE PUMP &amp; SUP</b>		<b>5,201.64</b>	<b>3,385.50</b>	<b>1,443.70</b>		<b>10,030.84</b>
SOLESELECTRIC SOLES ELECTRIC OF H	0061471 0061571 0062077				1,500.00 14,000.00 2,215.00	1,500.00 14,000.00 2,215.00
<b>SOLESELECTRIC SOLES ELECTRIC OF H</b>					<b>17,715.00</b>	<b>17,715.00</b>
STATE ELECTRIC STATE ELECTRIC SUPP	11802649-00				121.20	121.20
<b>STATE ELECTRIC STATE ELECTRIC SUPP</b>					<b>121.20</b>	<b>121.20</b>
SUDDENLINK-401(PLAN SUDDENLINK	041818		94.95			94.95
<b>SUDDENLINK-401(PLA SUDDENLINK</b>			<b>94.95</b>			<b>94.95</b>
SUDDENLINK-901(OFFI	041518		223.14			223.14

**MARTIN COUNTY WATER DISTRICT**  
**Aged Payables**  
**As of May 31, 2018**

Filter Criteria includes: 1) Includes Drop Shipments. Report order is by ID. Report is printed in Detail Format.

Vendor ID Vendor Contact Telephone 1	Invoice/CM #	0 - 30	31 - 60	61 - 90	Over 90 days	Amount Due
SUDDENLINK	051518	223.14				223.14
<b>SUDDENLINK-901(OFFI SUDDENLINK</b>		<b>223.14</b>	<b>223.14</b>			<b>446.28</b>
SUDDENLINK-901(PLAN SUDDENLINK	041818 051818	255.15	255.15			255.15 255.15
<b>SUDDENLINK-901(PLA SUDDENLINK</b>		<b>255.15</b>	<b>255.15</b>			<b>510.30</b>
TECH2000INC TECH 2000, INC.	16662347 16672347 16684347 16757347 16785353 16821364 16822364 16857364 16862366 16894368 16909368 16955368 16956368 16958368 16957368				428.96 939.00 359.00 159.00 919.00 600.00 632.98 408.99 1,800.00 780.00	428.96 939.00 359.00 159.00 919.00 600.00 632.98 408.99 1,800.00 780.00
			879.00 90.00	162.50		162.50 879.00 90.00
		912.00 345.00				912.00 345.00
<b>TECH2000INC TECH 2000, INC.</b>		<b>1,257.00</b>	<b>969.00</b>	<b>162.50</b>	<b>7,026.93</b>	<b>9,415.43</b>
THECHAPMANPRINTIN THE CHAPMAN PRINTIN	159549 164964	889.20			889.20	889.20 889.20
<b>THECHAPMANPRINTIN THE CHAPMAN PRINTI</b>		<b>889.20</b>			<b>889.20</b>	<b>1,778.40</b>
THECITHORNBURGCOI THE C. I. THORNBURG	S1713307.1 S1713307.2 S1715184.1 S1712591.1 S1715607.1 S1713306.3				315.85 404.72 3,520.00 2,271.00 5,894.20 359.66	315.85 404.72 3,520.00 2,271.00 5,894.20 359.66

# MARTIN COUNTY WATER DISTRICT

## Aged Payables As of May 31, 2018

Filter Criteria includes: 1) Includes Drop Shipments. Report order is by ID. Report is printed in Detail Format.

Vendor ID Vendor Contact Telephone 1	Invoice/CM #	0 - 30	31 - 60	61 - 90	Over 90 days	Amount Due
	S1715647.1				3,640.00	3,640.00
	S1714917.1				1,329.36	1,329.36
	S1716434.1				1,126.80	1,126.80
	S1716657.1				6,275.40	6,275.40
	S1717922.1				3,509.80	3,509.80
	S1719011.1				480.00	480.00
	S1718783.1				3,293.90	3,293.90
	S1718783.2				2,932.00	2,932.00
	S1719796.1				3,361.60	3,361.60
	S1721389.1				550.00	550.00
	S1721102.1				4,038.90	4,038.90
	S1720336.1				7,109.75	7,109.75
	S1721604.1				1,563.98	1,563.98
	S1722487.1				194.00	194.00
	S1722375.1				217.21	217.21
	S1721919.1				3,997.60	3,997.60
	S1721604.2				168.00	168.00
	S1721102.2				1,470.00	1,470.00
	S1723347.3				-200.00	-200.00
	S1719726.1				2,780.00	2,780.00
	S10001012.00				62.00	62.00
	S100006269.00				817.00	817.00
	S100001008.00				1,875.00	1,875.00
	S100011076.00				1,500.00	1,500.00
	S100014494.00				650.46	650.46
	S100014494.00				223.00	223.00
	S100020945.00				223.28	223.28
	S100034792.00				21.00	21.00
	S100037082.00				1,700.73	1,700.73
	S100040757.00				1,023.38	1,023.38
	011118				51.55	51.55
	S100041844.00				2,630.00	2,630.00
	011518				5.00	5.00
	S100042137.00				3,359.50	3,359.50
	S100040452.00				794.00	794.00
	S100042972.00				-1,241.09	-1,241.09
	S100037485.00				440.00	440.00
	S100043489.00				125.00	125.00
	S100029763.00				-1,000.00	-1,000.00
	S100043489.00				-125.00	-125.00
	S100044636				176.17	176.17
	S100042824.00				1,545.00	1,545.00
	S100044201.00				20.00	20.00
	S100044636.00				176.17	176.17
	S100045931				1,158.77	1,158.77
	S100045762.00			-350.00		-350.00
	S100047362.00			-175.04		-175.04
	S100048917.00		484.00			484.00
	S100048757.00		275.00			275.00
	S100049502.00		605.00			605.00
	S100048757.00		2,450.00			2,450.00
	S100050228		2,990.00			2,990.00
	S100050402.00		2,450.00			2,450.00
	S100051209.00		155.00			155.00
	S100050228.00		-195.70			-195.70
	S100049848.00		317.87			317.87
	s100049848.00		317.87			317.87
	S100051656.00	1,881.00				1,881.00
	S100052136.00	3,466.53				3,466.53
	S100051290.00	120.00				120.00
	S100047422	13,923.00				13,923.00



**MARTIN COUNTY WATER DISTRICT**

**Aged Payables  
As of May 31, 2018**

Filter Criteria includes: 1) Includes Drop Shipments. Report order is by ID. Report is printed in Detail Format.

Vendor ID Vendor Contact Telephone 1	Invoice/CM #	0 - 30	31 - 60	61 - 90	Over 90 days	Amount Due
<b>THECITHORNBURGCOI THE C. I. THORNBURG</b>		<b>19,390.53</b>	<b>9,849.04</b>	<b>-525.04</b>	<b>76,814.65</b>	<b>105,529.18</b>
THEHOMECITYICECO THE HOME CITY INCE C	RENT0822 3869161310				202.00 197.00	202.00 197.00
<b>THEHOMECITYICECO THE HOME CITY INCE C</b>					<b>399.00</b>	<b>399.00</b>
UNITEDSYSTEMS UNITED SYSTEMS& SO	60018				3,020.00	3,020.00
<b>UNITEDSYSTEMS UNITED SYSTEMS&amp; SO</b>					<b>3,020.00</b>	<b>3,020.00</b>
UNIVERSALLICENSING UNIVERSAL LICENSING	116520				471.38	471.38
<b>UNIVERSALLICENSING UNIVERSAL LICENSING</b>					<b>471.38</b>	<b>471.38</b>
USABLUEBOOK USA BLUE BOOK	420455 453315 011218 463685 464280 548142 570713 569664				151.80 199.38 1,373.57 52.12 636.88	151.80 199.38 1,373.57 52.12 636.88
		1,428.91				1,428.91
		85.87				85.87
		1,224.20				1,224.20
<b>USABLUEBOOK USA BLUE BOOK</b>		<b>2,738.98</b>			<b>2,413.75</b>	<b>5,152.73</b>
VERMEER VERMEER HEARTLAND	20084458 17110003 17120007 08010004				36.00 1.24 1.24 1.24	36.00 1.24 1.24 1.24

MARTIN COUNTY WATER DISTRICT

Aged Payables  
As of May 31, 2018

Filter Criteria includes: 1) Includes Drop Shipments. Report order is by ID. Report is printed in Detail Format.

Vendor ID Vendor Contact Telephone 1	Invoice/CM #	0 - 30	31 - 60	61 - 90	Over 90 days	Amount Due
<b>VERMEER VERMEER HEARTLAND</b>					<b>39.72</b>	<b>39.72</b>
WALKERCOMMUNICATI	10950				89.00	89.00
WALKER COMMUNICAT	11010				89.00	89.00
	11096				89.00	89.00
	11133				89.00	89.00
	11204				89.00	89.00
	11287				89.00	89.00
	11334				89.00	89.00
	11604				979.00	979.00
<b>WALKERCOMMUNICAT WALKER COMMUNICA</b>					<b>1,602.00</b>	<b>1,602.00</b>
WARFIELDSHOPRITE	031817				12.00	12.00
WARFIELD SHOPRITE I						
<b>WARFIELDSHOPRITE WARFIELD SHOPRITE I</b>					<b>12.00</b>	<b>12.00</b>
WHAYNESUPPLY	R4032301				2,623.50	2,623.50
WHAYNE SUPPLY COM	INV00018402				-156.54	-156.54
	INV00069261				2,609.00	2,609.00
	INV00069256				2,573.90	2,573.90
<b>WHAYNESUPPLY WHAYNE SUPPLY COM</b>					<b>7,649.86</b>	<b>7,649.86</b>
WILDCAT TIRE	1806				862.85	862.85
WILDCAT AUTOMOTIVE	1807				415.26	415.26
	1882				127.95	127.95
606-534-4020	100116				-400.00	-400.00
<b>WILDCAT TIRE WILDCAT AUTOMOTIVE</b>					<b>1,006.06</b>	<b>1,006.06</b>
WILDCATAUTO&SERVI	1806			902.62		902.62
WILDCAT AUTOMOTIVE	1807			433.88		433.88
	2768			94.35		94.35
	2820	123.34				123.34

MARTIN COUNTY WATER DISTRICT

Aged Payables  
As of May 31, 2018

Filter Criteria includes: 1) Includes Drop Shipments. Report order is by ID. Report is printed in Detail Format.

Vendor ID Vendor Contact Telephone 1	Invoice/CM #	0 - 30	31 - 60	61 - 90	Over 90 days	Amount Due
<b>WILDCATAUTO&amp;SERVI WILDCAT AUTOMOTIVE</b>		<b>123.34</b>		<b>1,430.85</b>		<b>1,554.19</b>
WILSONEQUIPMENTCO WILSON EQUIPMENT C 874-8036	113015LC LC123115 LC013116 022916 033116LC 043016LC 053116LC 063016LC 073116LC				55.89 55.89 55.89 55.89 55.89 55.89 25.89 25.89 25.89	55.89 55.89 55.89 55.89 55.89 55.89 25.89 25.89 25.89
<b>WILSONEQUIPMENTCO WILSON EQUIPMENT C</b>					<b>413.01</b>	<b>413.01</b>
WVAELECTRIC W.VA. ELECTRIC SUPP	S1677408.001 S1710005.001 S1710005				52.10 415.50 440.43	52.10 415.50 440.43
<b>WVAELECTRIC W.VA. ELECTRIC SUPP</b>					<b>908.03</b>	<b>908.03</b>
XYLEM XYLEM DEWATERING S	400565628 400572779 400580335 400590113 400595623				12,318.40 12,772.80 12,772.80 375.00 4,257.60	12,318.40 12,772.80 12,772.80 375.00 4,257.60
<b>XYLEM XYLEM DEWATERING S</b>					<b>42,496.60</b>	<b>42,496.60</b>
ZIPZONE(FASTLANE) ZIP ZONE, INC	636011 633399 631216 636026 636031 634160 636057 636053 633408 636082 636080 634162 636138 636089 636088				15.01 40.01 57.03 48.22 36.01 58.00 149.64 62.91 62.00 43.00 60.35 56.13 33.98 59.00 75.00	15.01 40.01 57.03 48.22 36.01 58.00 149.64 62.91 62.00 43.00 60.35 56.13 33.98 59.00 75.00

## MARTIN COUNTY WATER DISTRICT

Aged Payables  
As of May 31, 2018

Filter Criteria includes: 1) Includes Drop Shipments. Report order is by ID. Report is printed in Detail Format.

Vendor ID Vendor Contact Telephone 1	Invoice/CM #	0 - 30	31 - 60	61 - 90	Over 90 days	Amount Due
	634172				62.04	62.04
	636888				55.19	55.19
	631246				50.01	50.01
	631245				32.04	32.04
	636884				52.00	52.00
	636119				51.19	51.19
	631250				35.04	35.04
	631004				54.72	54.72
	631006				9.90	9.90
	636152				71.01	71.01
	636148				59.56	59.56
	636174				58.50	58.50
	633434				60.01	60.01
	636187				67.84	67.84
	636184				58.23	58.23
	636931				72.00	72.00
	636217				53.85	53.85
	631019				30.40	30.40
	636231				91.15	91.15
	636243				83.00	83.00
	635546				72.03	72.03
	635541				38.21	38.21
	631029				59.00	59.00
	634205				35.01	35.01
	636981				67.18	67.18
	636506				48.00	48.00
	635577				61.07	61.07
	635565				43.01	43.01
	635584				77.04	77.04
	635505				56.01	56.01
	633463				68.01	68.01
	635610				116.02	116.02
	635611				71.39	71.39
	635617				59.07	59.07
	631053				50.00	50.00
	635635				173.51	173.51
	635628				125.89	125.89
	633473				39.00	39.00
	633471				38.27	38.27
	635643				57.92	57.92
	632293				47.00	47.00
	634223				49.01	49.01
	635664				78.05	78.05
	635663				51.58	51.58
	635680				86.19	86.19
	632269				28.02	28.02
	636655				34.00	34.00
	632271				47.43	47.43
	635694				71.00	71.00
	635688				65.44	65.44
	635516				83.45	83.45
	636670				45.37	45.37
	635732				59.01	59.01
	635729				57.79	57.79
	632279				16.56	16.56
	633489				80.39	80.39
	635742				62.61	62.61
	633492				40.85	40.85
	634241				61.00	61.00
	636333				54.83	54.83
	636260				50.00	50.00

# MARTIN COUNTY WATER DISTRICT

## Aged Payables As of May 31, 2018

Filter Criteria includes: 1) Includes Drop Shipments. Report order is by ID. Report is printed in Detail Format.

Vendor ID Vendor Contact Telephone 1	Invoice/CM #	0 - 30	31 - 60	61 - 90	Over 90 days	Amount Due
	636328				45.00	45.00
	636327				35.00	35.00
	632292				77.09	77.09
	634244				1.90	1.90
	634255				40.00	40.00
	636361				39.92	39.92
	636261				68.21	68.21
	634250				45.00	45.00
	636390				48.05	48.05
	636568				50.00	50.00
	632307				38.02	38.02
	632306				63.63	63.63
	636407				20.69	20.69
	636406				80.99	80.99
	636403				43.22	43.22
	632322				39.01	39.01
	636422				33.01	33.01
	636423				50.64	50.64
	633027				50.01	50.01
	632324				41.86	41.86
	636443				91.71	91.71
	636439				62.25	62.25
	636283				41.45	41.45
	633037				36.02	36.02
	632332				58.56	58.56
	636473				223.26	223.26
	636472				57.96	57.96
	636293				35.00	35.00
	636485				30.62	30.62
	639011				67.00	67.00
	639004				109.16	109.16
	632343				53.62	53.62
	639030				52.03	52.03
	639027				110.60	110.60
	639026				50.00	50.00
	639023				25.73	25.73
	639021				74.24	74.24
	639039				2.46	2.46
	639038				94.02	94.02
	632353				18.72	18.72
	632351				47.98	47.98
	634311				34.00	34.00
	639052				30.32	30.32
	639056				55.00	55.00
	632313				73.01	73.01
	632362				26.00	26.00
	639068				36.67	36.67
	639064				51.73	51.73
	639063				50.90	50.90
	635710				33.02	33.02
	633057				3.49	3.49
	639098				90.88	90.88
	639089				40.00	40.00
	639083				19.32	19.32
	632369				51.84	51.84
	632368				66.00	66.00
	639102				38.59	38.59
	635715				74.49	74.49
	639156				62.61	62.61
	639148				27.24	27.24
	639145				6.35	6.35

## MARTIN COUNTY WATER DISTRICT

Aged Payables  
As of May 31, 2018

Filter Criteria includes: 1) Includes Drop Shipments. Report order is by ID. Report is printed in Detail Format.

Vendor ID Vendor Contact Telephone 1	Invoice/CM #	0 - 30	31 - 60	61 - 90	Over 90 days	Amount Due
	639127				65.00	65.00
	639126				12.70	12.70
	632382				47.86	47.86
	634349				71.17	71.17
	639194				57.00	57.00
	632391				51.13	51.13
	639206				115.66	115.66
	639212				59.02	59.02
	639211				49.85	49.85
	635752				44.00	44.00
	632408				45.00	45.00
	635776				20.12	20.12
	635773				37.03	37.03
	635760				65.70	65.70
	632411				77.73	77.73
	632410				50.86	50.86
	635799				30.93	30.93
	635800				55.00	55.00
	635811				54.64	54.64
	632419				58.00	58.00
	635818				53.26	53.26
	635817				71.08	71.08
	632420				26.38	26.38
	635838				52.00	52.00
	635833				31.02	31.02
	632427				30.03	30.03
	635857				68.49	68.49
	635876				40.73	40.73
	635870				34.05	34.05
	632441				45.40	45.40
	632437				65.00	65.00
	632433				38.05	38.05
	635882				25.55	25.55
	635885				87.47	87.47
	635883				66.07	66.07
	635927				71.76	71.76
	635912				46.01	46.01
	634422				71.00	71.00
	641725				68.23	68.23
	641558				30.01	30.01
	635943				39.14	39.14
	634441				70.00	70.00
	635978				103.00	103.00
	635976				30.46	30.46
	632466				28.84	28.84
	639855				52.01	52.01
	639837				5.28	5.28
	639860				112.00	112.00
	639846				31.96	31.96
	635963				40.01	40.01
	641636				40.77	40.77
	641616				15.01	15.01
	639905				30.39	30.39
	639917				73.91	73.91
	632435				36.66	36.66
	639941				66.00	66.00
	639927				92.31	92.31
	639922				76.45	76.45
	639964				42.30	42.30
	639958				62.01	62.01
	639946				57.87	57.87

# MARTIN COUNTY WATER DISTRICT

## Aged Payables As of May 31, 2018

Filter Criteria includes: 1) Includes Drop Shipments. Report order is by ID. Report is printed in Detail Format.

Vendor ID Vendor Contact Telephone 1	Invoice/CM #	0 - 30	31 - 60	61 - 90	Over 90 days	Amount Due
	639967				48.36	48.36
	639996				55.00	55.00
	639989				33.49	33.49
	642356				74.11	74.11
	639888				35.00	35.00
	639757				105.09	105.09
	639768				60.58	60.58
	633181				91.73	91.73
	639792				49.09	49.09
	639774				27.72	27.72
	632500				49.46	49.46
	639807				60.00	60.00
	639798				60.00	60.00
	639797				27.20	27.20
	639820				39.96	39.96
	639821				83.88	83.88
	644866				60.56	60.56
	639782				55.05	55.05
	639781				39.00	39.00
	644958				85.96	85.96
	644880				90.89	90.89
	644879				95.11	95.11
	644873				40.00	40.00
	644964				37.08	37.08
	644960				17.11	17.11
	644887				57.72	57.72
	644995				12.68	12.68
	644984				53.00	53.00
	633204				56.00	56.00
	632031				45.25	45.25
	632030				63.17	63.17
	645008				98.00	98.00
	645001				73.88	73.88
	645029				65.01	65.01
	644902				26.01	26.01
	644900				82.22	82.22
	645033				49.06	49.06
	645034				69.61	69.61
	640967				20.22	20.22
	645059				46.01	46.01
	645057				55.91	55.91
	645054				33.51	33.51
	645063				54.77	54.77
	645068				50.01	50.01
	645077				79.21	79.21
	645075				55.05	55.05
	645098				90.18	90.18
	645095				136.00	136.00
	645101				108.19	108.19
	645100				46.57	46.57
	645124				37.85	37.85
	644938				72.29	72.29
	645153				68.12	68.12
	645142				130.71	130.71
	645163				59.85	59.85
	645159				70.74	70.74
	645668				18.81	18.81
	645180				30.22	30.22
	644947				65.00	65.00
	632070				67.05	67.05
	632064				8.55	8.55

## MARTIN COUNTY WATER DISTRICT

Aged Payables  
As of May 31, 2018

Filter Criteria includes: 1) Includes Drop Shipments. Report order is by ID. Report is printed in Detail Format.

Vendor ID Vendor Contact Telephone 1	Invoice/CM #	0 - 30	31 - 60	61 - 90	Over 90 days	Amount Due
	645221				41.10	41.10
	645217				90.81	90.81
	645189				60.00	60.00
	642614				21.82	21.82
	642616				145.38	145.38
	642494				72.04	72.04
	654699				96.05	96.05
	654692				58.97	58.97
	654688				40.99	40.99
	654717				78.11	78.11
	654710				32.73	32.73
	654666				30.08	30.08
	654664				68.00	68.00
	653406				52.38	52.38
	654668				44.82	44.82
	654771				96.74	96.74
	642511				45.45	45.45
	654758				58.13	58.13
	654754				77.01	77.01
	654767				122.33	122.33
	654790				125.80	125.80
	654779				56.14	56.14
	654778				67.00	67.00
	654824				71.01	71.01
	654820				33.80	33.80
	654848				55.44	55.44
	654800				29.61	29.61
	654857				72.85	72.85
	654854				35.25	35.25
	654809				77.01	77.01
	654815				50.79	50.79
	654874				84.02	84.02
	654876				43.12	43.12
	653155				96.51	96.51
	653151				90.07	90.07
	642544				55.23	55.23
	653164				42.20	42.20
	653182				47.60	47.60
	653171				37.01	37.01
	653169				57.00	57.00
	653215				82.49	82.49
	653193				37.75	37.75
	653192				34.12	34.12
	653187				74.00	74.00
	653228				47.61	47.61
	653227				80.00	80.00
	653218				46.00	46.00
	642560				19.66	19.66
	653235				64.00	64.00
	653245				53.34	53.34
	653244				50.74	50.74
	653918				33.01	33.01
	653287				41.98	41.98
	653280				108.01	108.01
	653455				74.00	74.00
	653297				30.01	30.01
	653296				52.00	52.00
	653268				60.00	60.00
	653316				93.68	93.68
	653956				38.00	38.00
	653330				52.00	52.00



MARTIN COUNTY WATER DISTRICT

Aged Payables  
As of May 31, 2018

Filter Criteria includes: 1) Includes Drop Shipments. Report order is by ID. Report is printed in Detail Format.

Vendor ID Vendor Contact Telephone 1	Invoice/CM #	0 - 30	31 - 60	61 - 90	Over 90 days	Amount Due
	653277				104.04	104.04
	653976				32.00	32.00
	653463				32.00	32.00
	657154				50.03	50.03
	657152				15.00	15.00
	655186				111.69	111.69
	657174				58.00	58.00
	653348				80.01	80.01
	653471				50.00	50.00
	657185				34.55	34.55
	654038				30.04	30.04
	655205				89.63	89.63
	657205				76.01	76.01
	653483				39.47	39.47
	653485				57.00	57.00
	657223				45.36	45.36
	653367				37.78	37.78
	657237				42.06	42.06
	657235				83.00	83.00
	655209				62.74	62.74
	657259				92.00	92.00
	657250				47.97	47.97
	657282				70.01	70.01
	657275				370.20	370.20
	657271				48.91	48.91
	653380				117.25	117.25
	653378				49.08	49.08
	653376				125.00	125.00
	653496				56.75	56.75
	657305				35.36	35.36
	657308				50.00	50.00
	657328				64.01	64.01
	657323				17.54	17.54
	657320				38.03	38.03
	657337				29.66	29.66
	655227				90.85	90.85
	657366				40.13	40.13
	656228				32.64	32.64
	657381				78.62	78.62
	657374				49.37	49.37
	657373				152.01	152.01
	653521				30.00	30.00
	657393				58.00	58.00
	657387				40.00	40.00
	657386				35.19	35.19
	660244				35.65	35.65
	660243				30.01	30.01
	660201				5.76	5.76
	653525				63.43	63.43
	653524				58.27	58.27
	660261				95.59	95.59
	660266				70.01	70.01
	660219				80.01	80.01
	653531				25.26	25.26
	660284				50.02	50.02
	660226				70.00	70.00
	660313				47.00	47.00
	660307				90.03	90.03
	660317				56.79	56.79
	653546				5.11	5.11
	660376				76.00	76.00

## MARTIN COUNTY WATER DISTRICT

Aged Payables  
As of May 31, 2018

Filter Criteria includes: 1) Includes Drop Shipments. Report order is by ID. Report is printed in Detail Format.

Vendor ID Vendor Contact Telephone 1	Invoice/CM #	0 - 30	31 - 60	61 - 90	Over 90 days	Amount Due
	660329				25.75	25.75
	660397				57.00	57.00
	660393				40.78	40.78
	660391				94.00	94.00
	653552				54.76	54.76
	660417				90.82	90.82
	660342				24.37	24.37
	660419				54.85	54.85
	660434				22.57	22.57
	659707				124.27	124.27
	656284				21.63	21.63
	659735				132.42	132.42
	659726				25.76	25.76
	659725				57.00	57.00
	656290				47.19	47.19
	659762				43.79	43.79
	660437				35.74	35.74
	653565				67.00	67.00
	653563				52.03	52.03
	659791				102.00	102.00
	656259				51.78	51.78
	660441				41.80	41.80
	659801				63.00	63.00
	659820				89.93	89.93
	659812				38.48	38.48
	655310				80.68	80.68
	659835				64.20	64.20
	655316				116.00	116.00
	659877				126.08	126.08
	659852				92.68	92.68
	659850				65.00	65.00
	653579				53.82	53.82
	659883				43.84	43.84
	659960				42.42	42.42
	656369				25.00	25.00
	659967				46.60	46.60
	659970				108.80	108.80
	659986				98.44	98.44
	659994				38.55	38.55
	659934				70.00	70.00
	655345				69.10	69.10
	655348				33.51	33.51
	655344				35.16	35.16
	655339				7.62	7.62
	653591				52.00	52.00
	660024				67.40	67.40
	659942				51.54	51.54
	660077				34.62	34.62
	659948				19.96	19.96
	660051				33.23	33.23
	660054				86.50	86.50
	653604				61.01	61.01
	653601				25.36	25.36
	660118				28.00	28.00
	660061				39.51	39.51
	660055				57.90	57.90
	660166				104.19	104.19
	660156				50.00	50.00
	653615				56.29	56.29
	660176				52.00	52.00
	660195				10.00	10.00

# MARTIN COUNTY WATER DISTRICT

## Aged Payables As of May 31, 2018

Filter Criteria includes: 1) Includes Drop Shipments. Report order is by ID. Report is printed in Detail Format.

Vendor ID Vendor Contact Telephone 1	Invoice/CM #	0 - 30	31 - 60	61 - 90	Over 90 days	Amount Due
	660194				81.00	81.00
	662213				15.50	15.50
	662201				53.89	53.89
	662273				85.45	85.45
	662215				41.85	41.85
	653628				43.34	43.34
	653630				7.79	7.79
	662284				37.61	37.61
	653640				69.00	69.00
	662299				40.50	40.50
	662342				20.00	20.00
	662341				52.83	52.83
	662335				64.15	64.15
	655394				76.00	76.00
	655395				31.75	31.75
	662355				36.80	36.80
	662312				30.57	30.57
	653646				71.00	71.00
	655396				60.00	60.00
	662356				24.40	24.40
	662364				33.02	33.02
	653653				47.00	47.00
	650916				26.25	26.25
	653650				52.02	52.02
	662391				41.03	41.03
	662431				33.08	33.08
	658158				64.00	64.00
	650924				40.32	40.32
	650976				47.58	47.58
	662412				46.00	46.00
	661967				67.00	67.00
	653663				118.00	118.00
	658170				22.20	22.20
	658166				39.25	39.25
	662031				26.73	26.73
	661983				78.61	78.61
	662052				46.00	46.00
	662046				59.65	59.65
	665223				43.63	43.63
	650996				34.02	34.02
	662058				41.46	41.46
	662006				54.91	54.91
	662085				41.75	41.75
	662134				36.03	36.03
	665281				43.50	43.50
	658184				36.46	36.46
	658192				25.00	25.00
	662149				65.66	65.66
	662145				45.93	45.93
	662104				22.60	22.60
	658197				27.15	27.15
	662111				34.00	34.00
	665310				57.02	57.02
	662120				69.10	69.10
	662183				95.94	95.94
	658204				24.67	24.67
	662198				398.01	398.01
	661708				23.01	23.01
	661706				32.00	32.00
	661703				77.51	77.51
	653700				34.31	34.31

**MARTIN COUNTY WATER DISTRICT****Aged Payables  
As of May 31, 2018**

Filter Criteria includes: 1) Includes Drop Shipments. Report order is by ID. Report is printed in Detail Format.

Vendor ID Vendor Contact Telephone 1	Invoice/CM #	0 - 30	31 - 60	61 - 90	Over 90 days	Amount Due
	661716				20.91	20.91
	665361				22.01	22.01
	661758				38.00	38.00
	661757				16.85	16.85
	661759				32.95	32.95
	661777				300.00	300.00
	661774				13.81	13.81
	661772				13.96	13.96
	658220				48.00	48.00
	658218				34.98	34.98
	661820				119.01	119.01
	661793				280.01	280.01
	661788				353.00	353.00
	661796				348.00	348.00
	661799				56.80	56.80
	661848				38.12	38.12
	661858				183.00	183.00
	661852				340.00	340.00
	665435				73.49	73.49
	661870				350.01	350.01
	656388				44.01	44.01
	661816				330.01	330.01
	661810				31.54	31.54
	661806				43.00	43.00
	664720				48.00	48.00
	658233				33.00	33.00
	661897				91.00	91.00
	661896				284.80	284.80
	664732				26.92	26.92
	661930				378.36	378.36
	661918				78.38	78.38
	661916				308.52	308.52
	653735				97.82	97.82
	661471				58.88	58.88
	661467				349.29	349.29
	661460				31.27	31.27
	661944				108.29	108.29
	658241				43.14	43.14
	661525				43.98	43.98
	661523				256.86	256.86
	661526				279.11	279.11
	661476				39.00	39.00
	661538				309.91	309.91
	661564				46.53	46.53
	661563				33.48	33.48
	661560				269.65	269.65
	661482				88.02	88.02
	661567				113.11	113.11
	658254				26.16	26.16
	661589				103.92	103.92
	661588				50.37	50.37
	661586				32.55	32.55
	661578				271.66	271.66
	658253				39.11	39.11
	661607				13.00	13.00
	661596				252.28	252.28
	661500				43.27	43.27
	661499				114.44	114.44
	661503				45.00	45.00
	661625				138.50	138.50
	661617				226.78	226.78

# MARTIN COUNTY WATER DISTRICT

## Aged Payables As of May 31, 2018

Filter Criteria includes: 1) Includes Drop Shipments. Report order is by ID. Report is printed in Detail Format.

Vendor ID Vendor Contact Telephone 1	Invoice/CM #	0 - 30	31 - 60	61 - 90	Over 90 days	Amount Due
	661615				30.23	30.23
	661631				260.66	260.66
	661517				137.90	137.90
	661661				125.15	125.15
	661653				264.77	264.77
	658264				33.04	33.04
	653765				239.04	239.04
	661682				44.54	44.54
	661678				92.49	92.49
	661639				26.00	26.00
	661686				252.87	252.87
	661685				33.32	33.32
	661647				25.00	25.00
	663223				12.70	12.70
	663221				44.56	44.56
	663220				51.41	51.41
	663258				50.62	50.62
	663249				33.61	33.61
	658277				43.82	43.82
	653782				24.00	24.00
	663267				74.88	74.88
	663272				24.53	24.53
	651133				44.41	44.41
	663305				25.00	25.00
	653789				45.17	45.17
	663360				26.00	26.00
	663344				61.53	61.53
	663371				29.20	29.20
	663370				21.66	21.66
	663323				38.00	38.00
	665482				39.00	39.00
	663396				19.00	19.00
	663393				33.96	33.96
	663330				15.90	15.90
	665502				25.01	25.01
	663337				24.62	24.62
	665521				78.50	78.50
	663341				20.00	20.00
	663440				33.82	33.82
	658307				25.83	25.83
	662998				41.10	41.10
	663010				42.85	42.85
	663032				26.58	26.58
	662980				114.51	114.51
	658316				58.00	58.00
	663062				37.24	37.24
	663043				30.00	30.00
	665955				33.78	33.78
	665961				52.00	52.00
	666064				25.40	25.40
	658321				42.62	42.62
	658320				42.00	42.00
	665608				28.70	28.70
	662992				48.45	48.45
	663116				27.00	27.00
	665971				56.17	56.17
	665970				6.56	6.56
	666072				44.93	44.93
	666071				22.85	22.85
	663123				51.04	51.04
	663156				69.69	69.69

MARTIN COUNTY WATER DISTRICT

Aged Payables  
As of May 31, 2018

Filter Criteria includes: 1) Includes Drop Shipments. Report order is by ID. Report is printed in Detail Format.

Vendor ID Vendor Contact Telephone 1	Invoice/CM #	0 - 30	31 - 60	61 - 90	Over 90 days	Amount Due
	663155				18.83	18.83
	663135				32.01	32.01
	663131				24.01	24.01
	663130				20.39	20.39
	663180				55.92	55.92
	663177				44.09	44.09
	663160				30.00	30.00
	665649				42.01	42.01
	665982				27.26	27.26
	6655666				30.97	30.97
	662722				47.49	47.49
	662728				30.00	30.00
	665679				53.50	53.50
	658332				57.32	57.32
	663200				33.00	33.00
	662758				45.56	45.56
	662756				33.01	33.01
	662761				12.00	12.00
	662778				44.76	44.76
	658343				44.00	44.00
	662790				34.06	34.06
	662788				17.70	17.70
	664988				34.00	34.00
	662811				28.40	28.40
	662842				44.84	44.84
	658345				29.00	29.00
	665998				42.58	42.58
	662855				37.23	37.23
	658351				27.10	27.10
	662875				6.40	6.40
	662876				36.00	36.00
	662877				23.70	23.70
	666005				9.03	9.03
	662885				15.52	15.52
	662888				16.84	16.84
	662891				12.00	12.00
	666112				41.00	41.00
	662913				28.00	28.00
	662915				6.34	6.34
	666009				45.45	45.45
	658359				50.40	50.40
	662946				46.01	46.01
	666126				8.08	8.08
	663454				43.55	43.55
	663463				33.00	33.00
	658365				54.00	54.00
	666130				53.57	53.57
	658367				18.00	18.00
	663467				19.03	19.03
	663632				48.31	48.31
	663486				40.91	40.91
	666133				33.00	33.00
	666136				47.13	47.13
	665126				42.50	42.50
	663499				43.47	43.47
	666141				36.00	36.00
	663521				32.25	32.25
	663530				26.00	26.00
	666145				31.00	31.00
	663537				33.68	33.68
	666152				40.79	40.79

# MARTIN COUNTY WATER DISTRICT

## Aged Payables As of May 31, 2018

Filter Criteria includes: 1) Includes Drop Shipments. Report order is by ID. Report is printed in Detail Format.

Vendor ID Vendor Contact Telephone 1	Invoice/CM #	0 - 30	31 - 60	61 - 90	Over 90 days	Amount Due
	663556				36.00	36.00
	663657				41.01	41.01
	663558				43.91	43.91
	663563				35.64	35.64
	663568				30.00	30.00
	658389				26.00	26.00
	663576				36.70	36.70
	662456				34.61	34.61
	649608				16.01	16.01
	656362				51.49	51.49
	662464				18.01	18.01
	662479				45.41	45.41
	656326				16.45	16.45
	662487				40.94	40.94
	662501				34.00	34.00
	649637				56.50	56.50
	662509				28.29	28.29
	662514				20.00	20.00
	662531				25.68	25.68
	666168				14.00	14.00
	654909				68.00	68.00
	662564				27.72	27.72
	663620				39.01	39.01
	662593				39.54	39.54
	662598				46.80	46.80
	663668				45.57	45.57
	663667				30.70	30.70
	662624				26.88	26.88
	662619				52.43	52.43
	662615				14.83	14.83
	653832				44.07	44.07
	662633				32.01	32.01
	654927				74.28	74.28
	666186				35.77	35.77
	654929				49.14	49.14
	662656				51.01	51.01
	662654				31.83	31.83
	662673				49.68	49.68
	662670				39.22	39.22
	662599				40.00	40.00
	658025				46.01	46.01
	654937				14.00	14.00
	654935				12.70	12.70
	654933				30.00	30.00
	654930				41.60	41.60
	662687				41.93	41.93
	669326				34.79	34.79
	669342				23.00	23.00
	669339				40.06	40.06
	669345				92.33	92.33
	654946				52.80	52.80
	654952				54.64	54.64
	669377				53.50	53.50
	669389				2.64	2.64
	654954				54.50	54.50
	669395				70.66	70.66
	669269				42.92	42.92
	653866				49.22	49.22
	658134				74.73	74.73
	669421				24.37	24.37
	669284				17.00	17.00

## MARTIN COUNTY WATER DISTRICT

Aged Payables  
As of May 31, 2018

Filter Criteria includes: 1) Includes Drop Shipments. Report order is by ID. Report is printed in Detail Format.

Vendor ID Vendor Contact Telephone 1	Invoice/CM #	0 - 30	31 - 60	61 - 90	Over 90 days	Amount Due
	667750				47.86	47.86
	669450				51.21	51.21
	669438				57.61	57.61
	654973				70.45	70.45
	669457				23.42	23.42
	669469				35.31	35.31
	669468				23.83	23.83
	654981				3.17	3.17
	654988				28.90	28.90
	669753				43.98	43.98
	669486				45.79	45.79
	664529				80.00	80.00
	654993				34.00	34.00
	667780				30.00	30.00
	669790				42.45	42.45
	669798				42.51	42.51
	669797				43.46	43.46
	655004				1.59	1.59
	669808				64.33	64.33
	669800				39.40	39.40
	653887				30.70	30.70
	653890				56.88	56.88
	667759				5.90	5.90
	669842				50.00	50.00
	669834				29.48	29.48
	669765				29.66	29.66
	669764				42.50	42.50
	655013				45.65	45.65
	669846				26.45	26.45
	669845				44.05	44.05
	669844				26.41	26.41
	655020				29.25	29.25
	669860				38.14	38.14
	655065				40.00	40.00
	655018				51.66	51.66
	667870				47.57	47.57
	669779				29.17	29.17
	669781				27.89	27.89
	655025				56.00	56.00
	655027				16.00	16.00
	669895				35.02	35.02
	669901				19.78	19.78
	655030				44.29	44.29
	669940				27.80	27.80
	669942				28.00	28.00
	655039				66.00	66.00
	669979				29.68	29.68
	669983				52.41	52.41
	655046				41.01	41.01
	667829				47.01	47.01
	669511				46.22	46.22
	655725				61.01	61.01
	669528				42.12	42.12
	669533				36.95	36.95
	669553				24.00	24.00
	667841				54.00	54.00
	655059				25.06	25.06
	655054				51.93	51.93
	643154				58.00	58.00
	669578				66.95	66.95
	669607				36.47	36.47



# MARTIN COUNTY WATER DISTRICT

## Aged Payables As of May 31, 2018

Filter Criteria includes: 1) Includes Drop Shipments. Report order is by ID. Report is printed in Detail Format.

Vendor ID Vendor Contact Telephone 1	Invoice/CM #	0 - 30	31 - 60	61 - 90	Over 90 days	Amount Due
	669654				43.79	43.79
	643303				67.00	67.00
	669661				38.70	38.70
	667860				45.85	45.85
	643228				28.00	28.00
	669690				35.41	35.41
	655079				51.62	51.62
	656653				29.01	29.01
	669714				50.97	50.97
	669715				2.79	2.79
	643278				91.00	91.00
	656678				140.44	140.44
	655086				49.15	49.15
	655091				64.77	64.77
	656697				51.85	51.85
	667888				6.87	6.87
	656704				39.01	39.01
	669740				52.93	52.93
	669742				9.88	9.88
	656748				27.18	27.18
	656747				86.09	86.09
	656755				64.00	64.00
	665797				58.41	58.41
	667908				8.46	8.46
	656781				40.95	40.95
	656785				46.62	46.62
	667912				35.42	35.42
	655104				46.00	46.00
	655110				46.00	46.00
	656809				80.96	80.96
	655113				35.00	35.00
	656826				69.35	69.35
	656847				58.83	58.83
	656866				68.00	68.00
	655117				46.01	46.01
	656874				56.31	56.31
	667939				5.77	5.77
	655120				61.21	61.21
	650177				34.08	34.08
	667944				55.26	55.26
	656889				40.01	40.01
	656893				116.81	116.81
	650194				61.00	61.00
	673303				27.04	27.04
	673304				5.62	5.62
	667453				52.94	52.94
	673312				37.59	37.59
	673315				63.10	63.10
	673318				27.01	27.01
	655129				30.98	30.98
	673326				80.00	80.00
	673286				53.62	53.62
	673338				38.50	38.50
	655132				50.53	50.53
	655137				35.00	35.00
	673361				29.88	29.88
	673001				76.85	76.85
	655139				50.08	50.08
	673030				56.61	56.61
	655141				92.00	92.00
	655147				53.73	53.73

MARTIN COUNTY WATER DISTRICT

Aged Payables  
As of May 31, 2018

Filter Criteria includes: 1) Includes Drop Shipments. Report order is by ID. Report is printed in Detail Format.

Vendor ID Vendor Contact Telephone 1	Invoice/CM #	0 - 30	31 - 60	61 - 90	Over 90 days	Amount Due
	673054				51.35	51.35
	673091				66.36	66.36
	667498				53.06	53.06
	668755				81.22	81.22
	673114				56.32	56.32
	673120				59.01	59.01
	673126				51.26	51.26
	673128				32.00	32.00
	673179				31.91	31.91
	673146				63.80	63.80
	673148				55.45	55.45
	668766				42.18	42.18
	673156				31.85	31.85
	668769				40.15	40.15
	673165				24.01	24.01
	673198				67.44	67.44
	673199				63.40	63.40
	667525				38.17	38.17
	667519				35.18	35.18
	673229				38.53	38.53
	667530				39.92	39.92
	668780				35.07	35.07
	668776				51.53	51.53
	673378				46.75	46.75
	673382				95.41	95.41
	668788				36.21	36.21
	673386				24.00	24.00
	673387				23.14	23.14
	668793				45.40	45.40
	668795				28.00	28.00
	665922				32.39	32.39
	668798				26.06	26.06
	667558				57.30	57.30
	647636				26.52	26.52
	673483				97.45	97.45
	673484				20.00	20.00
	668805				51.33	51.33
	669010				38.03	38.03
	657435				62.00	62.00
	657424				27.14	27.14
	657423				63.78	63.78
	668808				40.74	40.74
	669052				27.81	27.81
	668812				32.02	32.02
	668813				38.72	38.72
	657484				19.00	19.00
	657498				58.53	58.53
	657496				63.40	63.40
	668819				46.02	46.02
	657457				49.96	49.96
	657515				52.00	52.00
	668834				52.00	52.00
	657528				16.75	16.75
	657532				67.20	67.20
	657569				69.79	69.79
	657592				51.29	51.29
	667612				43.61	43.61
	657601				44.85	44.85
	668843				51.00	51.00
	657628				64.00	64.00
	657615				35.58	35.58

# MARTIN COUNTY WATER DISTRICT

## Aged Payables As of May 31, 2018

Filter Criteria includes: 1) Includes Drop Shipments. Report order is by ID: Report is printed in Detail Format.

Vendor ID Vendor Contact Telephone 1	Invoice/CM #	0 - 30	31 - 60	61 - 90	Over 90 days	Amount Due
	676005				40.34	40.34
	657637				19.69	19.69
	657633				30.71	30.71
	668851				27.05	27.05
	668850				50.00	50.00
	676031				80.27	80.27
	676026				56.65	56.65
	676105				290.00	290.00
	676046				18.67	18.67
	676056				40.38	40.38
	676057				174.84	174.84
	66867				43.03	43.03
	676110				186.33	186.33
	676120				255.74	255.74
	668872				48.89	48.89
	676131				30.00	30.00
	676126				255.80	255.80
	676125				28.00	28.00
	676124				41.14	41.14
	676071				117.48	117.48
	676064				61.20	61.20
	676082				28.01	28.01
	676081				174.51	174.51
	676141				50.26	50.26
	676077				52.32	52.32
	667640				7.72	7.72
	676149				257.62	257.62
	676148				66.92	66.92
	676173				132.78	132.78
	676170				19.78	19.78
	676163				211.51	211.51
	676090				31.74	31.74
	671063				47.40	47.40
	676205				195.03	195.03
	676179				245.33	245.33
	671066				46.64	46.64
	676230				23.51	23.51
	676206				65.00	65.00
	671062				31.00	31.00
	671068				200.49	200.49
	676233				173.58	173.58
	671071				43.33	43.33
	676234				146.60	146.60
	676240				151.87	151.87
	668895				26.00	26.00
	668896				46.81	46.81
	675502				65.01	65.01
	675511				60.50	60.50
	671072				283.88	283.88
	668900				39.49	39.49
	675513				222.95	222.95
	676247				46.36	46.36
	671076				9.00	9.00
	675622				247.08	247.08
	675529				279.38	279.38
	668907				46.88	46.88
	668906				38.00	38.00
	675637				56.51	56.51
	675633				209.33	209.33
	675543				37.11	37.11
	675541				297.50	297.50

## MARTIN COUNTY WATER DISTRICT

Aged Payables  
As of May 31, 2018

Filter Criteria includes: 1) Includes Drop Shipments. Report order is by ID. Report is printed in Detail Format.

Vendor ID Vendor Contact Telephone 1	Invoice/CM #	0 - 30	31 - 60	61 - 90	Over 90 days	Amount Due
	675538				108.55	108.55
	675534				64.22	64.22
	667687				48.60	48.60
	675644				10.15	10.15
	675547				238.05	238.05
	671089				22.10	22.10
	668909				30.00	30.00
	675550				23.04	23.04
	675646				241.39	241.39
	675560				61.03	61.03
	675655				141.29	141.29
	675553				192.70	192.70
	671093				112.29	112.29
	671091				274.40	274.40
	668917				38.49	38.49
	668918				19.05	19.05
	675659				156.83	156.83
	675565				171.65	171.65
	675569				36.22	36.22
	668921				52.97	52.97
	675582				131.56	131.56
	675586				45.03	45.03
	675670				254.04	254.04
	675668				47.09	47.09
	671099				34.32	34.32
	671100				15.72	15.72
	673850				35.30	35.30
	668925				13.79	13.79
	675678				41.86	41.86
	673544				28.00	28.00
	671107				233.35	233.35
	671105				58.40	58.40
	671111				38.80	38.80
	675601				187.96	187.96
	675706				74.17	74.17
	675703				139.41	139.41
	675704				35.58	35.58
	675715				136.76	136.76
	675721				186.93	186.93
	675723				259.53	259.53
	675727				175.47	175.47
	675729				18.14	18.14
	675744				231.29	231.29
	675804				62.40	62.40
	673558				31.50	31.50
	671116				55.74	55.74
	668931				56.79	56.79
	668936				52.26	52.26
	675810				5.08	5.08
	675748				262.39	262.39
	675747				33.01	33.01
	675813				33.70	33.70
	668945				41.88	41.88
	675811				236.35	236.35
	675758				219.65	219.65
	675771				261.26	261.26
	675828				67.74	67.74
	671137				270.40	270.40
	668953				7.41	7.41
	668947				8.26	8.26
	675779				54.88	54.88

# MARTIN COUNTY WATER DISTRICT

## Aged Payables As of May 31, 2018

Filter Criteria includes: 1) Includes Drop Shipments. Report order is by ID. Report is printed in Detail Format.

Vendor ID Vendor Contact Telephone 1	Invoice/CM #	0 - 30	31 - 60	61 - 90	Over 90 days	Amount Due
	675781				139.50	139.50
	675836				34.17	34.17
	675837				153.33	153.33
	675790				38.92	38.92
	675904				174.73	174.73
	675844				31.85	31.85
	675842				158.43	158.43
	675910				165.37	165.37
	675907				62.00	62.00
	675906				184.43	184.43
	675875				44.72	44.72
	675877				16.90	16.90
	675890				154.77	154.77
	675912				152.72	152.72
	668967				49.51	49.51
	675893				189.56	189.56
	675896				65.28	65.28
	675897				35.39	35.39
	675931				145.92	145.92
	668971				40.75	40.75
	675855				156.84	156.84
	675860				164.63	164.63
	675937				64.28	64.28
	668974				52.00	52.00
	675950				158.95	158.95
	675947				28.54	28.54
	675871				64.07	64.07
	675864				154.03	154.03
	675798				139.39	139.39
	675796				17.12	17.12
	672757				197.27	197.27
	668993				42.72	42.72
	675959				190.53	190.53
	672762				143.85	143.85
	672772				175.36	175.36
	672768				123.55	123.55
	669000				46.83	46.83
	675965				166.59	166.59
	672777				126.37	126.37
	671177				64.20	64.20
	671176				31.58	31.58
	675978				232.87	232.87
	675977				4.45	4.45
	675972				55.64	55.64
	672792				46.68	46.68
	675969				149.43	149.43
	675982				69.24	69.24
	671184				178.00	178.00
	675997				42.37	42.37
	675995				169.65	169.65
	675992				63.25	63.25
	672852				177.93	177.93
	672851				66.00	66.00
	672822				95.01	95.01
	672819				215.20	215.20
	672816				13.87	13.87
	672817				192.32	192.32
	671195				233.26	233.26
	672827				204.00	204.00
	672863				184.00	184.00
	672865				41.00	41.00

## MARTIN COUNTY WATER DISTRICT

Aged Payables  
As of May 31, 2018

Filter Criteria includes: 1) Includes Drop Shipments. Report order is by ID. Report is printed in Detail Format.

Vendor ID Vendor Contact Telephone 1	Invoice/CM #	0 - 30	31 - 60	61 - 90	Over 90 days	Amount Due
	673641				40.87	40.87
	672875				194.66	194.66
	672874				40.00	40.00
	672871				204.18	204.18
	672869				236.90	236.90
	672916				170.52	170.52
	672834				192.57	192.57
	674566				46.50	46.50
	672837				46.89	46.89
	672847				264.04	264.04
	672840				67.00	67.00
	672923				8.17	8.17
	672890				218.03	218.03
	672880				185.60	185.60
	672881				43.21	43.21
	672887				15.31	15.31
	664214				39.12	39.12
	672926				151.08	151.08
	672953				70.90	70.90
	672950				53.58	53.58
	673659				25.96	25.96
	671226				52.38	52.38
	664217				47.50	47.50
	676335				38.53	38.53
	676338				77.03	77.03
	672938				22.00	22.00
	672939				54.73	54.73
	672909				98.92	98.92
	676348				41.26	41.26
	674645				53.50	53.50
	672980				48.00	48.00
	672982				48.65	48.65
	673681				34.22	34.22
	672992				86.58	86.58
	672995				25.26	25.26
	676370				64.88	64.88
	676254				37.74	37.74
	676382				34.01	34.01
	664232				28.00	28.00
	664235				8.26	8.26
	676283				64.40	64.40
	676278				27.26	27.26
	673695				7.72	7.72
	674698				40.66	40.66
	676306				36.39	36.39
	676297				36.00	36.00
	676408				29.62	29.62
	676415				64.10	64.10
	673705				31.00	31.00
	664242				42.00	42.00
	664246				45.73	45.73
	676418				56.12	56.12
	676428				18.45	18.45
	676279				34.92	34.92
	676438				36.20	36.20
	676328				63.88	63.88
	676330				37.87	37.87
	676476				23.07	23.07
	676480				38.18	38.18
	676484				63.67	63.67
	676485				65.00	65.00


**MARTIN COUNTY WATER DISTRICT**
**Aged Payables  
As of May 31, 2018**

Filter Criteria includes: 1) Includes Drop Shipments. Report order is by ID. Report is printed in Detail Format.

Vendor ID Vendor Contact Telephone 1	Invoice/CM #	0 - 30	31 - 60	61 - 90	Over 90 days	Amount Due
	676490				26.37	26.37
	670814				40.29	40.29
	672541				57.12	57.12
	664256				45.01	45.01
	672617				39.01	39.01
	672628				81.00	81.00
	672622				23.04	23.04
	672543				58.06	58.06
	672629				22.13	22.13
	670830				28.02	28.02
	673728				43.37	43.37
	672551				58.63	58.63
	672561				38.00	38.00
	672643				57.00	57.00
	672564				27.40	27.40
	672566				95.45	95.45
	672569				43.00	43.00
	674044				49.57	49.57
	672575				19.02	19.02
	672661				31.21	31.21
	672581				56.80	56.80
	672676				66.00	66.00
	668502				47.24	47.24
	664267				38.12	38.12
	672687				12.00	12.00
	664269				41.47	41.47
	672603				14.46	14.46
	672689				42.66	42.66
	672695				57.75	57.75
	674101				47.75	47.75
	672698				23.78	23.78
	672726				33.57	33.57
	672714				70.26	70.26
	672716				241.48	241.48
	672733				268.37	268.37
	678184				40.55	40.55
	678059				61.40	61.40
	678068				54.16	54.16
	678069				48.02	48.02
	678195				40.24	40.24
	678078				63.51	63.51
	674783				12.16	12.16
	678205				39.80	39.80
	678211				80.49	80.49
	668533				38.44	38.44
	674795				47.58	47.58
	678095				44.08	44.08
	678098				64.00	64.00
	678218				54.29	54.29
	678111				43.00	43.00
	678226				34.90	34.90
	674806				13.81	13.81
	668539				41.00	41.00
	678113				49.27	49.27
	678122				46.99	46.99
	668546				38.06	38.06
	674818				11.08	11.08
	678135				27.16	27.16
	678242				29.18	29.18
	678249				56.00	56.00
	678252				30.49	30.49

**MARTIN COUNTY WATER DISTRICT****Aged Payables  
As of May 31, 2018**

Filter Criteria includes: 1) Includes Drop Shipments. Report order is by ID. Report is printed in Detail Format.

Vendor ID Vendor Contact Telephone 1	Invoice/CM #	0 - 30	31 - 60	61 - 90	Over 90 days	Amount Due
	678136				52.00	52.00
	678148				44.30	44.30
	678150				42.00	42.00
	678263				46.00	46.00
	678164				65.31	65.31
	678165				26.90	26.90
	678171				11.44	11.44
	664302				41.19	41.19
	678175				24.87	24.87
	678178				42.44	42.44
	678273				80.00	80.00
	678274				91.00	91.00
	674858				41.17	41.17
	678284				36.00	36.00
	678291				67.01	67.01
	678293				51.35	51.35
	678299				31.51	31.51
	677312				64.23	64.23
	674267				48.12	48.12
	677326				37.00	37.00
	677320				37.64	37.64
	677335				35.55	35.55
	677330				56.90	56.90
	672743				64.00	64.00
	677346				39.00	39.00
	672744				46.51	46.51
	668586				46.33	46.33
	676456				81.00	81.00
	668590				27.00	27.00
	674296				61.16	61.16
	676466				92.18	92.18
	670854				215.91	215.91
	677359				88.01	88.01
	677360				23.00	23.00
	664328				46.55	46.55
	677458				57.00	57.00
	677455				48.29	48.29
	677373				41.38	41.38
	677439				40.94	40.94
	677440				27.12	27.12
	677444				30.26	30.26
	677443				36.49	36.49
	677469				74.40	74.40
	668608				53.17	53.17
	677478				32.42	32.42
	677481				36.00	36.00
	674903				26.93	26.93
	674352				48.00	48.00
	677426				70.75	70.75
	677418				41.45	41.45
	677417				48.97	48.97
	677502				45.65	45.65
	677427				53.50	53.50
	668622				43.43	43.43
	677506				33.68	33.68
	677519				91.57	91.57
	677522				42.40	42.40
	677524				29.18	29.18
	677540				48.20	48.20
	677542				31.81	31.81
	677826				22.32	22.32



**MARTIN COUNTY WATER DISTRICT**  
**Aged Payables**  
**As of May 31, 2018**

Filter Criteria includes: 1) Includes Drop Shipments. Report order is by ID. Report is printed in Detail Format.

Vendor ID Vendor Contact Telephone 1	Invoice/CM #	0 - 30	31 - 60	61 - 90	Over 90 days	Amount Due
	677829				63.70	63.70
	677907				37.00	37.00
	677909				15.26	15.26
	664364				40.42	40.42
	677920				57.00	57.00
	664370				30.00	30.00
	668638				34.78	34.78
	674923				86.96	86.96
	668647				27.00	27.00
	677932				21.36	21.36
	677938				77.01	77.01
	664388				30.01	30.01
	677982				62.01	62.01
	677942				44.01	44.01
	674441				40.49	40.49
	677886				52.16	52.16
	677894				58.22	58.22
	664396				45.54	45.54
	677953				14.91	14.91
	677973				70.50	70.50
	677968				116.18	116.18
	664402				30.73	30.73
	678034				40.15	40.15
	677746				34.01	34.01
	678040				48.64	48.64
	678043				365.50	365.50
	677745				81.47	81.47
	677758				13.00	13.00
	677771				66.62	66.62
	677773				44.90	44.90
	664440				10.82	10.82
	677786				33.01	33.01
	670904				64.29	64.29
	677785				14.17	14.17
	670902				58.29	58.29
	670901				100.02	100.02
	678329				55.04	55.04
	678337				38.14	38.14
	677591				53.05	53.05
	678344				10.00	10.00
	670908				42.85	42.85
	677571				63.00	63.00
	677606				60.00	60.00
	677664				87.47	87.47
	656910				38.12	38.12
	677610				43.56	43.56
	678371				37.00	37.00
	677620				14.07	14.07
	677630				63.50	63.50
	677631				73.23	73.23
	678384				30.20	30.20
	668699				44.20	44.20
	678387				36.18	36.18
	677687				39.03	39.03
	677697				36.42	36.42
	677652				62.00	62.00
	679308				40.11	40.11
	677708				33.01	33.01
	656919				33.00	33.00
	677720				26.31	26.31
	678405				38.33	38.33

## MARTIN COUNTY WATER DISTRICT

Aged Payables  
As of May 31, 2018

Filter Criteria includes: 1) Includes Drop Shipments. Report order is by ID. Report is printed in Detail Format.

Vendor ID Vendor Contact Telephone 1	Invoice/CM #	0 - 30	31 - 60	61 - 90	Over 90 days	Amount Due
	67709				30.51	30.51
	674950				32.35	32.35
	656924				25.00	25.00
	677727				62.00	62.00
	677725				13.72	13.72
	656922				31.22	31.22
	677659				32.00	32.00
	677656				61.00	61.00
	679458				60.08	60.08
	668720				38.75	38.75
	679338				30.22	30.22
	679345				21.01	21.01
	679340				39.76	39.76
	679471				32.83	32.83
	679484				21.00	21.00
	678439				47.50	47.50
	679362				23.00	23.00
	679491				59.57	59.57
	656936				31.08	31.08
	664397				41.01	41.01
	679506				43.65	43.65
	679509				35.92	35.92
	631711				109.62	109.62
	679383				40.01	40.01
	678482				35.00	35.00
	656943				35.00	35.00
	679521				44.00	44.00
	679531				39.70	39.70
	679518				68.00	68.00
	679536				26.44	26.44
	670937				43.00	43.00
	679540				26.32	26.32
	679543				62.66	62.66
	656965				41.25	41.25
	656963				33.00	33.00
	679418				44.01	44.01
	656968				52.56	52.56
	679426				27.24	27.24
	679425				28.52	28.52
	679229				22.90	22.90
	679232				40.30	40.30
	679429				54.37	54.37
	679442				44.75	44.75
	679059				49.50	49.50
	679247				24.84	24.84
	656973				36.00	36.00
	679261				87.00	87.00
	679259				28.40	28.40
	679078				48.00	48.00
	679275				35.00	35.00
	670952				42.81	42.81
	679290				21.89	21.89
	679286				34.58	34.58
	670958				23.28	23.28
	679100				42.07	42.07
	679085				62.99	62.99
	663964				31.00	31.00
	656986				38.49	38.49
	679111				22.39	22.39
	656988				43.00	43.00
	679120				33.00	33.00

# MARTIN COUNTY WATER DISTRICT

## Aged Payables As of May 31, 2018

Filter Criteria includes: 1) Includes Drop Shipments. Report order is by ID. Report is printed in Detail Format.

Vendor ID Vendor Contact Telephone 1	Invoice/CM #	0 - 30	31 - 60	61 - 90	Over 90 days	Amount Due
	663970				24.60	24.60
	663972				40.22	40.22
	679156				113.51	113.51
	679191				49.73	49.73
	663976				29.05	29.05
	679185				19.00	19.00
	679164				28.41	28.41
	678723				37.39	37.39
	663979				50.71	50.71
	663982				12.64	12.64
	678743				23.00	23.00
	678746				89.12	89.12
	678747				18.99	18.99
	679219				266.30	266.30
	678889				21.00	21.00
	663983				14.37	14.37
	678905				47.00	47.00
	678755				29.88	29.88
	678772				58.48	58.48
	678777				31.25	31.25
	678592				23.01	23.01
	678785				17.24	17.24
	678791				34.08	34.08
	678596				34.53	34.53
	678601				38.04	38.04
	678636				14.00	14.00
	678790				69.38	69.38
	674989				37.48	37.48
	678643				27.00	27.00
	678607				20.71	20.71
	678642				43.00	43.00
	678651				15.26	15.26
	678659				23.41	23.41
	678700				34.81	34.81
	678696				509.31	509.31
	678699				70.98	70.98
	657008				24.37	24.37
	657010				12.00	12.00
	678670				30.90	30.90
	678673				31.51	31.51
	656401				33.73	33.73
	678680				68.86	68.86
	664010				23.43	23.43
	656407				25.00	25.00
	657016				43.00	43.00
	678986				50.27	50.27
	683551				3.77	3.77
	683556				33.84	33.84
	678720				35.54	35.54
	678990				23.46	23.46
	656409				28.59	28.59
	683605				40.00	40.00
	683611				36.92	36.92
	657022				36.00	36.00
	679009				35.50	35.50
	679005				16.03	16.03
	664018				39.86	39.86
	683575				19.59	19.59
	683574				45.51	45.51
	664025				38.45	38.45
	683710				90.21	90.21


**MARTIN COUNTY WATER DISTRICT**
**Aged Payables  
As of May 31, 2018**

Filter Criteria includes: 1) Includes Drop Shipments. Report order is by ID. Report is printed in Detail Format.

Vendor ID Vendor Contact Telephone 1	Invoice/CM #	0 - 30	31 - 60	61 - 90	Over 90 days	Amount Due
	683640				37.50	37.50
	683636				31.00	31.00
	683587				18.30	18.30
	683643				9.65	9.65
	683647				18.14	18.14
	683718				28.00	28.00
	679034				38.84	38.84
	657023				22.04	22.04
	683657				49.36	49.36
	683664				171.00	171.00
	679039				12.41	12.41
	657028				37.92	37.92
	683733				31.35	31.35
	683673				36.80	36.80
	664037				27.14	27.14
	683744				32.79	32.79
	686753				33.66	33.66
	683752				50.07	50.07
	683692				24.88	24.88
	683703				24.53	24.53
	683786				38.00	38.00
	656444				35.70	35.70
	657034				32.14	32.14
	683767				52.71	52.71
	683778				20.00	20.00
	684364				33.86	33.86
	657037				38.00	38.00
	683795				35.75	35.75
	684365				12.83	12.83
	684373				37.11	37.11
	656459				10.76	10.76
	684376				17.00	17.00
	683844				36.00	36.00
	656462				34.00	34.00
	684314				12.67	12.67
	657043				17.06	17.06
	684338				29.76	29.76
	684337				67.98	67.98
	684336				18.00	18.00
	683864				30.57	30.57
	683871				41.00	41.00
	657049				43.47	43.47
	683880				25.53	25.53
	656477				39.16	39.16
	684411				39.85	39.85
	656481				65.00	65.00
	683891				51.50	51.50
	657056				36.55	36.55
	684760				23.52	23.52
	664070				13.00	13.00
	684420				11.24	11.24
	684421				8.78	8.78
	684422				35.49	35.49
	656491				42.39	42.39
	657060				37.50	37.50
	683910				21.00	21.00
	684449				12.28	12.28
	684453				12.09	12.09
	684479				19.68	19.68
	684483				23.00	23.00
	684486				56.16	56.16

# MARTIN COUNTY WATER DISTRICT

## Aged Payables As of May 31, 2018

Filter Criteria includes: 1) Includes Drop Shipments. Report order is by ID. Report is printed in Detail Format.

Vendor ID Vendor Contact Telephone 1	Invoice/CM #	0 - 30	31 - 60	61 - 90	Over 90 days	Amount Due
	657064				21.43	21.43
	657066				41.00	41.00
	684459				58.01	58.01
	684462				43.85	43.85
	684494				35.39	35.39
	656501				30.95	30.95
	684525				28.33	28.33
	657069				33.04	33.04
	683946				54.09	54.09
	684532				41.00	41.00
	684536				129.69	129.69
	657071				8.99	8.99
	657072				41.00	41.00
	664088				15.83	15.83
	683956				31.88	31.88
	684546				34.97	34.97
	664093				41.04	41.04
	684548				73.39	73.39
	684560				24.05	24.05
	657074				41.29	41.29
	657075				41.03	41.03
	664097				26.00	26.00
	683990				39.00	39.00
	684565				47.43	47.43
	684566				30.72	30.72
	684574				24.01	24.01
	684575				16.11	16.11
	657078				19.66	19.66
	684577				41.50	41.50
	683301				53.00	53.00
	684594				46.59	46.59
	684656				21.32	21.32
	684601				19.08	19.08
	684602				23.82	23.82
	684603				23.38	23.38
	664110				41.72	41.72
	683318				43.40	43.40
	683330				47.00	47.00
	684621				66.14	66.14
	657084				45.47	45.47
	684682				28.07	28.07
	684699				10.95	10.95
	656536				190.00	190.00
	657085				20.00	20.00
	683352				59.00	59.00
	684684				32.81	32.81
	684696				188.00	188.00
	684705				60.19	60.19
	684706				60.01	60.01
	664120				27.91	27.91
	664121				21.09	21.09
	684712				11.89	11.89
	657093				36.96	36.96
	679802				77.19	77.19
	684727				13.20	13.20
	684753				50.00	50.00
	664127				21.39	21.39
	679816				42.50	42.50
	679817				51.17	51.17
	683384				51.50	51.50
	684730				39.25	39.25

## MARTIN COUNTY WATER DISTRICT

Aged Payables  
As of May 31, 2018

Filter Criteria includes: 1) Includes Drop Shipments. Report order is by ID. Report is printed in Detail Format.

Vendor ID Vendor Contact Telephone 1	Invoice/CM #	0 - 30	31 - 60	61 - 90	Over 90 days	Amount Due
	684733				11.97	11.97
	679830				38.72	38.72
	679836				29.49	29.49
	664141				37.82	37.82
	679841				0.60	0.60
	684742				39.42	39.42
	684755				42.01	42.01
	684759				47.39	47.39
	656554				55.25	55.25
	656555				26.25	26.25
	657107				43.00	43.00
	679848				45.06	45.06
	679851				16.00	16.00
	683416				46.00	46.00
	656556				20.01	20.01
	679861				9.56	9.56
	684771				21.97	21.97
	656560				47.00	47.00
	664151				44.50	44.50
	683439				25.00	25.00
	657120				38.10	38.10
	684782				20.00	20.00
	657122				4.53	4.53
	664156				46.98	46.98
	684786				51.72	51.72
	684788				34.00	34.00
	679886				40.34	40.34
	679888				27.00	27.00
	683454				47.73	47.73
	684790				15.69	15.69
	679893				45.97	45.97
	679896				60.00	60.00
	683465				19.80	19.80
	684795				47.17	47.17
	679923				45.34	45.34
	657141				31.90	31.90
	679906				43.32	43.32
	679909				44.07	44.07
	683486				43.00	43.00
	679941				85.03	85.03
	679944				44.66	44.66
	656585				195.00	195.00
	657143				11.91	11.91
	664170				45.97	45.97
	679951				31.14	31.14
	679956				190.00	190.00
	679995				46.12	46.12
	664172				17.52	17.52
	679999				62.01	62.01
	679973				40.30	40.30
	680054				26.61	26.61
	679981				48.52	48.52
	680013				34.70	34.70
	656596				40.55	40.55
	681431				68.00	68.00
	681482				20.00	20.00
	683531				47.26	47.26
	664186				51.24	51.24
	656603				42.01	42.01
	681492				19.45	19.45
	681493				47.98	47.98

# MARTIN COUNTY WATER DISTRICT

## Aged Payables As of May 31, 2018

Filter Criteria includes: 1) Includes Drop Shipments. Report order is by ID. Report is printed in Detail Format.

Vendor ID Vendor Contact Telephone 1	Invoice/CM #	0 - 30	31 - 60	61 - 90	Over 90 days	Amount Due
	681501				27.50	27.50
	681505				30.66	30.66
	681508				186.75	186.75
	683055				68.00	68.00
	656614				65.54	65.54
	681451				55.08	55.08
	681511				133.13	133.13
	681512				20.01	20.01
	681519				66.23	66.23
	664197				25.00	25.00
	681528				35.41	35.41
	681529				26.00	26.00
	681530				144.20	144.20
	681459				130.74	130.74
	681533				17.00	17.00
	681470				106.13	106.13
	681538				50.15	50.15
	681302				180.98	180.98
	681472				31.68	31.68
	681473				36.00	36.00
	680085				26.00	26.00
	681306				47.00	47.00
	681307				76.64	76.64
	680017				195.21	195.21
	680028				34.60	34.60
	681317				31.50	31.50
	656640				49.47	49.47
	680091				32.13	32.13
	681323				332.05	332.05
	681324				48.41	48.41
	683125				63.00	63.00
	683126				46.66	46.66
	681325				198.69	198.69
	681334				183.27	183.27
	681374				226.74	226.74
	681376				180.61	180.61
	681377				30.00	30.00
	656650				75.16	75.16
	681378				15.03	15.03
	681382				35.69	35.69
	681386				28.74	28.74
	684134				42.11	42.11
	681341				18.00	18.00
	681347				54.48	54.48
	681362				54.75	54.75
	681388				62.01	62.01
	681390				38.00	38.00
	683154				28.00	28.00
	681351				6.34	6.34
	681352				25.00	25.00
	681358				19.00	19.00
	681359				31.08	31.08
	682556				18.82	18.82
	681053				24.01	24.01
	681396				42.67	42.67
	681402				49.06	49.06
	681407				56.51	56.51
	683181				54.00	54.00
	680047				33.87	33.87
	681420				11.94	11.94
	684089				33.00	33.00

## MARTIN COUNTY WATER DISTRICT

Aged Payables  
As of May 31, 2018

Filter Criteria includes: 1) Includes Drop Shipments. Report order is by ID. Report is printed in Detail Format.

Vendor ID Vendor Contact Telephone 1	Invoice/CM #	0 - 30	31 - 60	61 - 90	Over 90 days	Amount Due
	681083				60.93	60.93
	683206				46.00	46.00
	680111				47.00	47.00
	681072				15.00	15.00
	681074				46.44	46.44
	681175				30.00	30.00
	684096				45.91	45.91
	681174				13.72	13.72
	681183				26.70	26.70
	683223				47.98	47.98
	683239				63.00	63.00
	684136				16.00	16.00
	680121				25.00	25.00
	681106				89.67	89.67
	681108				7.93	7.93
	681109				35.86	35.86
	681112				23.01	23.01
	681113				50.76	50.76
	681114				28.79	28.79
	681207				140.85	140.85
	682581				211.47	211.47
	683252				48.03	48.03
	681214				54.79	54.79
	681134				82.76	82.76
	681218				18.30	18.30
	681137				21.00	21.00
	681138				40.63	40.63
	681225				99.02	99.02
	683274				30.00	30.00
	681151				25.00	25.00
	681154				38.92	38.92
	681227				21.24	21.24
	681161				14.00	14.00
	681239				60.00	60.00
	680169				52.00	52.00
	681273				23.82	23.82
	681274				34.26	34.26
	682596				56.15	56.15
	683292				53.69	53.69
	681251				58.47	58.47
	681288				33.01	33.01
	682602				53.01	53.01
	682605				33.33	33.33
	680174				48.58	48.58
	681559				39.78	39.78
	681560				64.53	64.53
	681570				33.00	33.00
	681577				55.00	55.00
	681681				47.87	47.87
	681683				16.88	16.88
	681587				26.40	26.40
	681582				19.00	19.00
	681678				38.13	38.13
	681696				25.62	25.62
	681598				43.00	43.00
	682621				56.53	56.53
	681603				52.72	52.72
	682625				24.48	24.48
	682627				28.30	28.30
	680191				22.00	22.00
	683299				57.00	57.00



# MARTIN COUNTY WATER DISTRICT

## Aged Payables As of May 31, 2018

Filter Criteria includes: 1) Includes Drop Shipments. Report order is by ID. Report is printed in Detail Format.

Vendor ID Vendor Contact Telephone 1	Invoice/CM #	0 - 30	31 - 60	61 - 90	Over 90 days	Amount Due
	681630				52.94	52.94
	681716				24.01	24.01
	684175				52.17	52.17
	681639				46.97	46.97
	681651				22.01	22.01
	682635				74.74	74.74
	684176				16.99	16.99
	680570				53.00	53.00
	681655				37.30	37.30
	681727				68.16	68.16
	681664				25.20	25.20
	681675				21.88	21.88
	681733				40.04	40.04
	682654				230.03	230.03
	680598				70.00	70.00
	681737				52.19	52.19
	681739				122.80	122.80
	681783				73.53	73.53
	682659				79.80	79.80
	681752				33.00	33.00
	681754				46.36	46.36
	682664				144.35	144.35
	681765				27.45	27.45
	681905				112.35	112.35
	680623				40.00	40.00
	681766				55.42	55.42
	6817911				8.42	8.42
	681804				197.40	197.40
	681908				93.48	93.48
	681805				81.06	81.06
	682675				228.46	228.46
	680215				138.32	138.32
	681900				72.25	72.25
	681914				34.00	34.00
	681915				42.52	42.52
	680098				58.00	58.00
	681813				35.48	35.48
	681818				158.18	158.18
	681895				47.09	47.09
	681896				4.15	4.15
	680217				55.44	55.44
	680221				195.47	195.47
	682689				37.50	37.50
	680661				50.00	50.00
	681670				243.63	243.63
	680224				73.07	73.07
	680225				137.35	137.35
	680230				43.70	43.70
	681832				28.85	28.85
	681842				20.00	20.00
	681930				24.00	24.00
	680231				50.78	50.78
	680232				102.76	102.76
	680683				58.79	58.79
	680233				144.64	144.64
	684212				56.28	56.28
	680235				69.25	69.25
	680238				136.66	136.66
	680240				108.81	108.81
	681865				73.39	73.39
	682703				55.20	55.20

## MARTIN COUNTY WATER DISTRICT

Aged Payables  
As of May 31, 2018

Filter Criteria includes: 1) Includes Drop Shipments. Report order is by ID. Report is printed in Detail Format.

Vendor ID Vendor Contact Telephone 1	Invoice/CM #	0 - 30	31 - 60	61 - 90	Over 90 days	Amount Due
	684215				24.00	24.00
	681886				22.50	22.50
	681976				50.56	50.56
	682025				47.00	47.00
	680246				33.35	33.35
	680247				45.67	45.67
	681965				50.49	50.49
	680249				25.82	25.82
	681995				86.99	86.99
	682001				35.40	35.40
	684806				61.01	61.01
	682073				31.91	31.91
	684816				46.13	46.13
	684246				29.69	29.69
	682092				30.48	30.48
	682038				47.58	47.58
	682037				46.42	46.42
	684804				20.00	20.00
	682050				34.39	34.39
	680260				76.00	76.00
	684831				25.65	25.65
	684846				43.82	43.82
	684843				31.00	31.00
	684893				54.23	54.23
	682127				51.30	51.30
	684260				49.10	49.10
	682133				50.55	50.55
	682142				32.67	32.67
	684264				30.28	30.28
	684974				59.95	59.95
	682154				41.16	41.16
	680274				77.29	77.29
	680279				39.71	39.71
	684979				20.55	20.55
	684945				27.52	27.52
	680282				34.74	34.74
	680287				27.00	27.00
	684953				20.00	20.00
	684954				15.23	15.23
	682183				87.00	87.00
	680292				38.25	38.25
	680293				25.00	25.00
	685022				67.01	67.01
	685025				20.00	20.00
	680290				47.44	47.44
	680296				29.18	29.18
	680300				27.45	27.45
	682219				35.95	35.95
	685044				54.01	54.01
	685053				6.43	6.43
	685060				69.01	69.01
	682224				30.02	30.02
	685173				18.50	18.50
	682232				25.72	25.72
	682237				13.44	13.44
	685141				84.05	84.05
	685142				20.00	20.00
	679607				30.01	30.01
	680309				133.05	133.05
	682252				44.06	44.06
	685097				18.59	18.59

# MARTIN COUNTY WATER DISTRICT

## Aged Payables As of May 31, 2018

Filter Criteria includes: 1) Includes Drop Shipments. Report order is by ID. Report is printed in Detail Format.

Vendor ID Vendor Contact Telephone 1	Invoice/CM #	0 - 30	31 - 60	61 - 90	Over 90 days	Amount Due
	685156				28.21	28.21
	680311				28.15	28.15
	685109				59.49	59.49
	685112				15.20	15.20
	685161				72.36	72.36
	685113				48.12	48.12
	685116				42.02	42.02
	682277				29.00	29.00
	682325				42.00	42.00
	685133				22.94	22.94
	685188				79.88	79.88
	682291				43.79	43.79
	685195				24.59	24.59
	685200				11.34	11.34
	680724				21.00	21.00
	685209				21.16	21.16
	685218				26.55	26.55
	685237				85.38	85.38
	685273				19.59	19.59
	680326				38.00	38.00
	685252				15.76	15.76
	685278				19.00	19.00
	680749				44.24	44.24
	685283				17.58	17.58
	685285				27.00	27.00
	680759				65.00	65.00
	679637				35.50	35.50
	680330				22.74	22.74
	682359				36.00	36.00
	685267				22.42	22.42
	685300				31.00	31.00
	685415				54.01	54.01
	685418				30.00	30.00
	680410				23.50	23.50
	685431				29.65	29.65
	685804				63.50	63.50
	680411				38.00	38.00
	680415				31.55	31.55
	682373				34.75	34.75
	685318				20.00	20.00
	685327				41.19	41.19
	685438				4.31	4.31
	680418				20.84	20.84
	685448				25.00	25.00
	680420				48.34	48.34
	682386				73.00	73.00
	685339				10.47	10.47
	685454				21.55	21.55
	680423				36.80	36.80
	685351				37.49	37.49
	685412				18.58	18.58
	685360				25.88	25.88
	685859				80.29	80.29
	682405				40.00	40.00
	685377				28.33	28.33
	685384				39.92	39.92
	685400				27.24	27.24
	685877				54.00	54.00
	685880				39.00	39.00
	682418				53.29	53.29
	685482				34.47	34.47

## MARTIN COUNTY WATER DISTRICT

Aged Payables  
As of May 31, 2018

Filter Criteria includes: 1) Includes Drop Shipments. Report order is by ID. Report is printed in Detail Format.

Vendor ID Vendor Contact Telephone 1	Invoice/CM #	0 - 30	31 - 60	61 - 90	Over 90 days	Amount Due
	685553				23.14	23.14
	680439				22.51	22.51
	685494				26.33	26.33
	685558				20.02	20.02
	679698				37.50	37.50
	685509				49.30	49.30
	685921				47.86	47.86
	685935				85.00	85.00
	685522				31.51	31.51
	680442				48.00	48.00
	685531				40.18	40.18
	685566				26.62	26.62
	680446				23.91	23.91
	685539				20.00	20.00
	680448				25.60	25.60
	680449				35.81	35.81
	685967				33.01	33.01
	680452				48.79	48.79
	682451				49.00	49.00
	685604				25.26	25.26
	685606				33.82	33.82
	685626				20.00	20.00
	686005				71.00	71.00
	679725				30.52	30.52
	680455				20.13	20.13
	686011				21.71	21.71
	685639				18.71	18.71
	686028				54.87	54.87
	682467				42.75	42.75
	682473				150.00	150.00
	685701				32.56	32.56
	685674				64.65	64.65
	685677				44.50	44.50
	685707				28.65	28.65
	686051				27.98	27.98
	685713				20.00	20.00
	686063				22.29	22.29
	686068				69.00	69.00
	685727				20.00	20.00
	685714				31.00	31.00
	688130				48.11	48.11
	686079				21.86	21.86
	685759				184.98	184.98
	682501				42.00	42.00
	679748				23.21	23.21
	685769				23.00	23.00
	682506				21.50	21.50
	682507				79.15	79.15
	680360				68.79	68.79
	682514				25.23	25.23
	685753				15.00	15.00
	686354				87.96	87.96
	686364				42.50	42.50
	686365				25.00	25.00
	680372				18.00	18.00
	682517				46.01	46.01
	682518				9.96	9.96
	680466				40.00	40.00
	680376				26.24	26.24
	680394				45.61	45.61
	682528				11.43	11.43

MARTIN COUNTY WATER DISTRICT

Aged Payables  
As of May 31, 2018

Filter Criteria includes: 1) Includes Drop Shipments. Report order is by ID. Report is printed in Detail Format.

Vendor ID Vendor Contact Telephone 1	Invoice/CM #	0 - 30	31 - 60	61 - 90	Over 90 days	Amount Due
	680470				30.04	30.04
	686422				89.97	89.97
	686384				25.00	25.00
	686427				20.00	20.00
	682533				42.50	42.50
	687602				65.00	65.00
	686389				36.41	36.41
	679762				25.51	25.51
	680476				40.05	40.05
	679774				3.17	3.17
	686495				47.00	47.00
	686410				30.71	30.71
	679769				31.22	31.22
	679772				32.16	32.16
	686450				25.01	25.01
	686447				19.97	19.97
	686444				140.54	140.54
	679777				28.47	28.47
	687634				70.29	70.29
	686461				76.11	76.11
	686456				41.24	41.24
	686518				20.00	20.00
	686462				29.47	29.47
	686107				44.70	44.70
	680484				33.00	33.00
	686525				25.00	25.00
	680485				20.09	20.09
	686530				55.54	55.54
	679785				25.20	25.20
	686534				38.84	38.84
	680490				38.55	38.55
	686120				150.00	150.00
	686119				39.45	39.45
	679793				26.52	26.52
	687683				63.79	63.79
	680493				30.89	30.89
	686124				40.00	40.00
	686583				38.00	38.00
	686551				20.01	20.01
	680496				15.79	15.79
	687694				48.30	48.30
	680500				28.10	28.10
	680502				73.00	73.00
	680501				36.66	36.66
	686572				20.00	20.00
	686570				25.03	25.03
	686138				47.00	47.00
	689868				43.80	43.80
	688112				26.58	26.58
	689877				40.51	40.51
	688125				63.01	63.01
	688286				20.06	20.06
	688120				42.01	42.01
	688292				20.00	20.00
	688299				75.48	75.48
	688132				24.00	24.00
	687746				31.80	31.80
	687751				77.01	77.01
	680514				51.00	51.00
	680517				36.09	36.09
	688321				35.11	35.11

# MARTIN COUNTY WATER DISTRICT

## Aged Payables As of May 31, 2018

Filter Criteria includes: 1) Includes Drop Shipments. Report order is by ID. Report is printed in Detail Format.

Vendor ID Vendor Contact Telephone 1	Invoice/CM #	0 - 30	31 - 60	61 - 90	Over 90 days	Amount Due
	688148				22.00	22.00
	688152				29.10	29.10
	686159				129.00	129.00
	688160				52.37	52.37
	688345				47.96	47.96
	688343				15.16	15.16
	688164				21.01	21.01
	687776				54.00	54.00
	686173				41.20	41.20
	680526				31.32	31.32
	680528				42.75	42.75
	688224				20.02	20.02
	688178				33.15	33.15
	688227				27.24	27.24
	687805				62.00	62.00
	687807				29.60	29.60
	680529				38.52	38.52
	688239				30.00	30.00
	680531				29.83	29.83
	689910				34.40	34.40
	687822				50.47	50.47
	680533				39.00	39.00
	686183				43.25	43.25
	688245				20.00	20.00
	680534				54.00	54.00
	688260				52.02	52.02
	687861				20.01	20.01
	280539				44.00	44.00
	680537				25.12	25.12
	687850				69.00	69.00
	686190				140.00	140.00
	687866				30.00	30.00
	680542				39.00	39.00
	687912				25.00	25.00
	689922				24.06	24.06
	686198				42.25	42.25
	680524				38.50	38.50
	687893				66.20	66.20
	680540				67.00	67.00
	680541				21.00	21.00
	680544				46.42	46.42
	687961				25.00	25.00
	687963				40.45	40.45
	686204				5.29	5.29
	686205				3.38	3.38
	686223				46.01	46.01
	687914				51.55	51.55
	687968				40.57	40.57
	687974				20.00	20.00
	688417				82.00	82.00
	686219				92.66	92.66
	680547				42.00	42.00
	686215				40.07	40.07
	687930				11.49	11.49
	687980				26.77	26.77
	686601				25.00	25.00
	687987				40.73	40.73
	687962				30.03	30.03
	687953				45.14	45.14
	686602				37.00	37.00
	686225				21.47	21.47

## MARTIN COUNTY WATER DISTRICT

Aged Payables  
As of May 31, 2018

Filter Criteria includes: 1) Includes Drop Shipments. Report order is by ID. Report is printed in Detail Format.

Vendor ID Vendor Contact Telephone 1	Invoice/CM #	0 - 30	31 - 60	61 - 90	Over 90 days	Amount Due
	688031				19.49	19.49
	688010				34.48	34.48
	688448				72.00	72.00
	689938				25.03	25.03
	686233				47.00	47.00
	686608				47.00	47.00
	688014				26.00	26.00
	688041				25.00	25.00
	688038				29.09	29.09
	688083				46.55	46.55
	688078				18.24	18.24
	689949				43.00	43.00
	686242				29.81	29.81
	686241				30.07	30.07
	689951				4.23	4.23
	686615				34.00	34.00
	688057				20.00	20.00
	688055				77.01	77.01
	686248				42.40	42.40
	686250				41.40	41.40
	689954				25.00	25.00
	686627				28.10	28.10
	688503				65.00	65.00
	686620				45.00	45.00
	686858				31.00	31.00
	688076				46.13	46.13
	686865				25.00	25.00
	687023				26.02	26.02
	687025				46.19	46.19
	686273				40.45	40.45
	686625				40.54	40.54
	688519				72.00	72.00
	687037				25.00	25.00
	686876				33.83	33.83
	686278				92.14	92.14
	686631				57.00	57.00
	686886				75.50	75.50
	686885				22.00	22.00
	686639				27.60	27.60
	687062				32.62	32.62
	687052				37.13	37.13
	686291				43.70	43.70
	687066				75.44	75.44
	689978				40.76	40.76
	687072				25.01	25.01
	686641				40.01	40.01
	686292				78.35	78.35
	688563				52.65	52.65
	688557				52.50	52.50
	686643				33.50	33.50
	686301				32.99	32.99
	687076				35.61	35.61
	686913				30.00	30.00
	686644				46.21	46.21
	686304				40.00	40.00
	686657				31.50	31.50
	686921				30.00	30.00
	686312				36.85	36.85
	686955				45.25	45.25
	686651				77.58	77.58
	686930				11.47	11.47

**MARTIN COUNTY WATER DISTRICT****Aged Payables  
As of May 31, 2018**

Filter Criteria includes: 1) Includes Drop Shipments. Report order is by ID. Report is printed in Detail Format.

Vendor ID Vendor Contact Telephone 1	Invoice/CM #	0 - 30	31 - 60	61 - 90	Over 90 days	Amount Due
	686316				29.57	29.57
	686607				24.01	24.01
	693118				46.57	46.57
	686321				44.00	44.00
	686946				20.00	20.00
	686662				27.00	27.00
	693120				64.00	64.00
	689994				47.00	47.00
	686665				32.38	32.38
	686953				27.00	27.00
	687007				50.00	50.00
	686951				32.52	32.52
	693131				38.80	38.80
	686667				35.00	35.00
	693142				34.63	34.63
	693140				25.74	25.74
	693150				62.00	62.00
	691629				26.44	26.44
	691630				46.52	46.52
	686671				35.00	35.00
	686672				31.23	31.23
	693163				27.50	27.50
	691640				62.44	62.44
	691641				38.12	38.12
	686680				26.00	26.00
	691654				25.00	25.00
	691618				25.05	25.05
	691623				223.00	223.00
	691647				63.13	63.13
	688608				36.00	36.00
	693183				26.42	26.42
	686682				33.02	33.02
	690018				37.00	37.00
	686684				67.21	67.21
	686683				21.04	21.04
	690022				30.00	30.00
	691707				46.53	46.53
	693201				44.89	44.89
	686686				22.50	22.50
	690024				19.06	19.06
	691793				22.75	22.75
	686688				31.00	31.00
	690036				29.24	29.24
	691802				25.00	25.00
	686689				28.50	28.50
	686690				90.05	90.05
	686691				100.01	100.01
	686692				26.25	26.25
	688629				202.76	202.76
	693221				26.40	26.40
	688638				109.49	109.49
	691754				64.20	64.20
	691818				20.00	20.00
	691817				37.00	37.00
	691755				27.73	27.73
	688648				57.28	57.28
	691821				34.00	34.00
	691820				32.19	32.19
	691761				54.99	54.99
	693243				34.01	34.01
	693252				63.01	63.01



## MARTIN COUNTY WATER DISTRICT

## Aged Payables

As of May 31, 2018

Filter Criteria includes: 1) Includes Drop Shipments. Report order is by ID. Report is printed in Detail Format.

Vendor ID Vendor Contact Telephone 1	Invoice/CM #	0 - 30	31 - 60	61 - 90	Over 90 days	Amount Due
	686700				37.01	37.01
	686701				38.62	38.62
	688656				199.00	199.00
	691855				51.92	51.92
	691851				60.23	60.23
	691781				25.76	25.76
	690062				30.00	30.00
	688663				180.01	180.01
	686703				59.00	59.00
	691836				26.26	26.26
	691868				47.54	47.54
	691841				35.94	35.94
	691840				72.26	72.26
	691839				32.10	32.10
	690065				57.50	57.50
	690068				43.55	43.55
	691935				23.38	23.38
	691874				173.81	173.81
	691889				25.18	25.18
	691897				25.02	25.02
	691937				23.08	23.08
	691885				66.54	66.54
	686712				33.55	33.55
	691949				43.25	43.25
	691946				68.01	68.01
	691903				26.94	26.94
	691902				216.40	216.40
	693314				38.92	38.92
	686714				20.02	20.02
	691913				2.35	2.35
	691911				192.43	192.43
	691959				20.00	20.00
	693316				41.79	41.79
	690071				40.09	40.09
	691960				27.44	27.44
	686716				103.65	103.65
	693323				40.35	40.35
	688691				157.77	157.77
	690075				53.00	53.00
	692036				32.17	32.17
	688694				182.20	182.20
	688693				23.13	23.13
	686718				35.00	35.00
	693336				72.50	72.50
	692041				45.01	45.01
	691978				58.06	58.06
	686722				35.00	35.00
	690085				26.82	26.82
	692046				243.75	243.75
	692049				26.01	26.01
	692005				55.01	55.01
	692002				30.00	30.00
	688705				198.06	198.06
	686729				29.00	29.00
	686725				45.00	45.00
	692016				235.94	235.94
	688710				59.37	59.37
	686730				23.20	23.20
	690096				30.50	30.50
	692063				41.21	41.21
	686732				136.26	136.26

## MARTIN COUNTY WATER DISTRICT

Aged Payables  
As of May 31, 2018

Filter Criteria includes: 1) Includes Drop Shipments. Report order is by ID. Report is printed in Detail Format.

Vendor ID Vendor Contact Telephone 1	Invoice/CM #	0 - 30	31 - 60	61 - 90	Over 90 days	Amount Due
	694102				39.01	39.01
	686734				35.32	35.32
	692029				31.27	31.27
	692027				284.35	284.35
	693284				45.99	45.99
	692077				28.59	28.59
	692376				30.45	30.45
	692073				270.28	270.28
	686741				32.50	32.50
	693347				50.07	50.07
	692082				42.95	42.95
	686739				80.00	80.00
	693397				12.69	12.69
	692381				157.84	157.84
	692084				50.00	50.00
	692086				30.00	30.00
	694108				30.09	30.09
	693402				4.23	4.23
	693404				51.20	51.20
	693403				36.00	36.00
	692091				33.00	33.00
	692397				25.01	25.01
	686747				214.57	214.57
	686751				116.83	116.83
	692357				46.50	46.50
	694123				50.73	50.73
	692405				30.08	30.08
	694119				39.50	39.50
	686750				29.26	29.26
	686752				251.19	251.19
	692366				70.00	70.00
	692469				20.05	20.05
	686757				38.00	38.00
	686758				30.07	30.07
	686755				218.48	218.48
	692417				41.88	41.88
	688747				40.40	40.40
	692431				22.92	22.92
	692432				67.44	67.44
	692433				58.37	58.37
	692479				198.40	198.40
	692439				173.50	173.50
	692445				4.23	4.23
	692485				96.01	96.01
	692446				54.00	54.00
	693447				54.54	54.54
	686763				24.00	24.00
	686764				30.32	30.32
	686765				35.14	35.14
	686766				179.30	179.30
	694137				31.00	31.00
	686769				129.82	129.82
	686770				52.97	52.97
	686844				30.85	30.85
	688773				230.00	230.00
	688768				28.59	28.59
	686773				30.01	30.01
	686772				103.54	103.54
	692538				80.00	80.00
	692542				179.25	179.25
	692504				27.04	27.04

# MARTIN COUNTY WATER DISTRICT

## Aged Payables As of May 31, 2018

Filter Criteria includes: 1) Includes Drop Shipments. Report order is by ID. Report is printed in Detail Format.

Vendor ID Vendor Contact Telephone 1	Invoice/CM #	0 - 30	31 - 60	61 - 90	Over 90 days	Amount Due
	692503				44.53	44.53
	686778				37.50	37.50
	692505				25.74	25.74
	692520				23.07	23.07
	692523				36.08	36.08
	692552				22.23	22.23
	692549				57.86	57.86
	692529				36.00	36.00
	692555				22.00	22.00
	692537				75.02	75.02
	692534				54.18	54.18
	694150				31.00	31.00
	693480				62.00	62.00
	686784				218.92	218.92
	692571				32.58	32.58
	686787				180.00	180.00
	692572				25.05	25.05
	686788				32.64	32.64
	692591				47.34	47.34
	692589				35.18	35.18
	692580				166.07	166.07
	686789				13.97	13.97
	679722				42.00	42.00
	696101				36.94	36.94
	692592				33.43	33.43
	692596				50.07	50.07
	693503				54.00	54.00
	693507				61.50	61.50
	686792				37.00	37.00
	696112				72.55	72.55
	694164				27.29	27.29
	694153				44.92	44.92
	694152				40.00	40.00
	686795				32.00	32.00
	696123				48.40	48.40
	693529				63.00	63.00
	696155				28.68	28.68
	696154				31.40	31.40
	694170				46.91	46.91
	686798				31.84	31.84
	686800				48.00	48.00
	694176				46.05	46.05
	696173				4.23	4.23
	688812				26.29	26.29
	694177				36.00	36.00
	696217				49.06	49.06
	696223				31.30	31.30
	686804				25.00	25.00
	696181				72.72	72.72
	696211				28.56	28.56
	696216				36.60	36.60
	694182				37.00	37.00
	693564				71.29	71.29
	696243				75.88	75.88
	693573				23.00	23.00
	693575				24.90	24.90
	696250				266.01	266.01
	696236				30.23	30.23
	686809				34.00	34.00
	693580				53.59	53.59
	686815				26.00	26.00

# MARTIN COUNTY WATER DISTRICT

## Aged Payables As of May 31, 2018

Filter Criteria includes: 1) Includes Drop Shipments. Report order is by ID. Report is printed in Detail Format.

Vendor ID Vendor Contact Telephone 1	Invoice/CM #	0 - 30	31 - 60	61 - 90	Over 90 days	Amount Due
	694190				23.00	23.00
	696259				41.06	41.06
	696293				79.28	79.28
	696298				52.25	52.25
	686821				83.00	83.00
	686820				31.85	31.85
	696265				31.03	31.03
	696264				27.61	27.61
	686822				32.62	32.62
	696275				32.98	32.98
	696304				16.26	16.26
	696306				47.55	47.55
	694855				22.01	22.01
	688832				29.31	29.31
	696313				50.36	50.36
	686829				25.43	25.43
	696360				28.79	28.79
	696322				35.02	35.02
	696359				25.00	25.00
	694884				73.00	73.00
	694874				33.80	33.80
	686831				22.00	22.00
	696325				57.00	57.00
	694887				55.08	55.08
	696362				58.56	58.56
	694211				53.20	53.20
	686834				29.51	29.51
	696423				38.00	38.00
	696381				42.84	42.84
	696378				51.31	51.31
	696374				90.00	90.00
	696441				35.11	35.11
	696385				30.69	30.69
	696384				18.00	18.00
	694917				78.01	78.01
	696493				24.79	24.79
	696397				25.00	25.00
	686846				50.00	50.00
	686847				25.00	25.00
	686849				43.00	43.00
	696501				36.99	36.99
	692105				49.04	49.04
	696507				20.00	20.00
	696467				98.40	98.40
	696474				44.87	44.87
	696466				29.85	29.85
	692106				37.00	37.00
	696481				35.00	35.00
	692109				16.23	16.23
	696516				42.68	42.68
	696487				67.30	67.30
	696485				33.27	33.27
	692112				26.19	26.19
	692114				41.44	41.44
	696558				29.64	29.64
	696552				5.29	5.29
	692115				63.50	63.50
	694242				2.85	2.85
	689626				55.00	55.00
	689625				36.07	36.07
	696534				53.00	53.00

**MARTIN COUNTY WATER DISTRICT**

**Aged Payables**

**As of May 31, 2018**

Filter Criteria includes: 1) Includes Drop Shipments. Report order is by ID. Report is printed in Detail Format.

Vendor ID Vendor Contact Telephone 1	Invoice/CM #	0 - 30	31 - 60	61 - 90	Over 90 days	Amount Due
	694245				40.82	40.82
	694244				53.67	53.67
	696538				50.24	50.24
	694251				36.37	36.37
	694250				30.00	30.00
	692118				47.42	47.42
	696579				26.13	26.13
	689638				105.34	105.34
	689639				7.40	7.40
	692121				52.48	52.48
	692123				35.53	35.53
	696606				25.44	25.44
	696608				25.92	25.92
	692124				74.00	74.00
	689645				83.87	83.87
	696590				101.43	101.43
	692132				38.01	38.01
	692127				36.00	36.00
	692134				35.80	35.80
	694263				50.19	50.19
	696613				29.50	29.50
	692128				32.43	32.43
	696622				46.65	46.65
	696661				33.00	33.00
	695017				76.50	76.50
	694271				47.35	47.35
	692129				28.00	28.00
	694274				36.00	36.00
	696641				25.09	25.09
	696648				41.96	41.96
	696681				35.59	35.59
	695036				44.00	44.00
	694280				40.79	40.79
	694282				50.81	50.81
	696658				60.41	60.41
	696718				25.00	25.00
	694290				53.95	53.95
	692158				26.86	26.86
	692156				58.00	58.00
	696722				34.00	34.00
	692161				23.29	23.29
	696738				48.67	48.67
	696734				25.01	25.01
	692163				145.20	145.20
	692167				50.28	50.28
	692164				23.76	23.76
	694295				29.74	29.74
	696715				32.01	32.01
	696747				33.81	33.81
	696750				8.40	8.40
	696790				25.03	25.03
	692171				67.50	67.50
	694299				35.20	35.20
	692176				66.30	66.30
	696757				19.62	19.62
	696793				24.77	24.77
	696797				28.33	28.33
	692181				55.35	55.35
	696764				27.51	27.51
	696811				25.01	25.01
	692188				38.53	38.53

**MARTIN COUNTY WATER DISTRICT****Aged Payables****As of May 31, 2018**

Filter Criteria includes: 1) Includes Drop Shipments. Report order is by ID. Report is printed in Detail Format.

Vendor ID Vendor Contact Telephone 1	Invoice/CM #	0 - 30	31 - 60	61 - 90	Over 90 days	Amount Due
	692182				54.29	54.29
	696769				30.05	30.05
	696817				24.01	24.01
	696782				31.29	31.29
	696820				40.06	40.06
	696819				36.02	36.02
	696827				54.79	54.79
	696828				32.39	32.39
	696888				5.29	5.29
	696887				53.84	53.84
	696886				35.39	35.39
	692196				37.64	37.64
	696843				20.63	20.63
	696839				52.15	52.15
	696846				25.00	25.00
	692201				41.36	41.36
	694319				68.32	68.32
	694320				35.63	35.63
	696905				75.00	75.00
	696906				25.00	25.00
	696867				17.42	17.42
	689716				48.16	48.16
	692207				34.98	34.98
	696917				25.03	25.03
	696878				4.16	4.16
	696938				56.24	56.24
	692211				46.26	46.26
	692213				42.29	42.29
	692215				24.00	24.00
	696942				29.43	29.43
	696985				25.89	25.89
	696984				76.00	76.00
	6922221				41.00	41.00
	692222				42.00	42.00
	696958				18.23	18.23
	696989				53.17	53.17
	696993				23.23	23.23
	696875				42.62	42.62
	696966				26.43	26.43
	696968				5.29	5.29
	692225				53.02	53.02
	694661				54.00	54.00
	694666				52.99	52.99
	697053				28.63	28.63
	694338				34.50	34.50
	697063				41.22	41.22
	692230				39.00	39.00
	692232				31.35	31.35
	694334				24.00	24.00
	697068				30.00	30.00
	694341				46.94	46.94
	697022				25.00	25.00
	694686				66.00	66.00
	694694				25.00	25.00
	697073				49.78	49.78
	697025				31.05	31.05
	697032				29.92	29.92
	697082				36.24	36.24
	697049				179.41	179.41
	694353				38.00	38.00
	697088				25.01	25.01

## MARTIN COUNTY WATER DISTRICT

## Aged Payables

As of May 31, 2018

Filter Criteria includes: 1) Includes Drop Shipments. Report order is by ID. Report is printed in Detail Format.

Vendor ID Vendor Contact Telephone 1	Invoice/CM #	0 - 30	31 - 60	61 - 90	Over 90 days	Amount Due
	689755				5.29	5.29
	697875				25.00	25.00
	697871				131.21	131.21
	694711				30.01	30.01
	694361				39.29	39.29
	697853				56.00	56.00
	697858				35.00	35.00
	697887				136.59	136.59
	697888				48.23	48.23
	694366				44.64	44.64
	692251				36.08	36.08
	692265				40.00	40.00
	692264				34.49	34.49
	697896				35.34	35.34
	692266				36.79	36.79
	694748				11.38	11.38
	697958				8.78	8.78
	697959				30.60	30.60
	692267				50.59	50.59
	692269				25.90	25.90
	694743				44.00	44.00
	694753				21.00	21.00
	692271				27.73	27.73
	694388				33.00	33.00
	692272				25.00	25.00
	694390				47.28	47.28
	697972				41.88	41.88
	692274				31.51	31.51
	697928				42.00	42.00
	692276				43.00	43.00
	694774				68.00	68.00
	697981				50.44	50.44
	697935				20.36	20.36
	692283				44.93	44.93
	697985				40.00	40.00
	697984				27.72	27.72
	692284				12.69	12.69
	692192				88.00	88.00
	697994				44.59	44.59
	697995				5.29	5.29
	697996				33.03	33.03
	698000				25.00	25.00
	698005				36.01	36.01
	697946				31.62	31.62
	692287				36.77	36.77
	694788				40.00	40.00
	694783				66.00	66.00
	692295				41.20	41.20
	692294				41.00	41.00
	698035				47.22	47.22
	698038				20.00	20.00
	692297				28.40	28.40
	694416				45.29	45.29
	694418				49.95	49.95
	698140				57.30	57.30
	698047				15.29	15.29
	692298				33.80	33.80
	698085				45.87	45.87
	698095				42.00	42.00
	698017				27.12	27.12
	698058				48.38	48.38

## MARTIN COUNTY WATER DISTRICT

Aged Payables  
As of May 31, 2018

Filter Criteria includes: 1) Includes Drop Shipments. Report order is by ID. Report is printed in Detail Format.

Vendor ID Vendor Contact Telephone 1	Invoice/CM #	0 - 30	31 - 60	61 - 90	Over 90 days	Amount Due
	698062				25.00	25.00
	694809				90.50	90.50
	694433				43.01	43.01
	694432				37.47	37.47
	694437				52.63	52.63
	694470				43.34	43.34
	698129				22.00	22.00
	694438				47.46	47.46
	698136				20.00	20.00
	694826				44.24	44.24
	698147				25.00	25.00
	698106				53.56	53.56
	694831				69.00	69.00
	698104				33.10	33.10
	694443				38.29	38.29
	698150				46.73	46.73
	698112				28.63	28.63
	698109				33.73	33.73
	694446				29.36	29.36
	694828				9.52	9.52
	698124				29.52	29.52
	694493				29.47	29.47
	694844				28.01	28.01
	694845				18.19	18.19
	694847				60.00	60.00
	694842				55.22	55.22
	694843				50.84	50.84
	694454				45.29	45.29
	694453				28.67	28.67
	694455				42.55	42.55
	698192				25.13	25.13
	698166				53.18	53.18
	694456				36.50	36.50
	698201				30.00	30.00
	698365				74.50	74.50
	694475				55.19	55.19
	698213				52.35	52.35
	698183				40.75	40.75
	698381				32.00	32.00
	694461				28.00	28.00
	698215				25.00	25.00
	698216				8.46	8.46
	698243				23.17	23.17
	698248				19.06	19.06
	698230				45.65	45.65
	698232				19.06	19.06
	692304				29.65	29.65
	692306				80.71	80.71
	698250				94.37	94.37
	692307				52.94	52.94
	698291				25.00	25.00
	698272				53.35	53.35
	698265				36.42	36.42
	698404				33.98	33.98
	692311				42.00	42.00
	698409				65.00	65.00
	692316				27.96	27.96
	698341				48.83	48.83
	698338				8.46	8.46
	692318				77.06	77.06
	698347				25.00	25.00



# MARTIN COUNTY WATER DISTRICT

## Aged Payables As of May 31, 2018

Filter Criteria includes: 1) Includes Drop Shipments. Report order is by ID. Report is printed in Detail Format.

Vendor ID Vendor Contact Telephone 1	Invoice/CM #	0 - 30	31 - 60	61 - 90	Over 90 days	Amount Due
	698349				30.03	30.03
	692322				39.00	39.00
	699860				155.82	155.82
	698317				51.99	51.99
	698428				60.00	60.00
	698431				25.00	25.00
	698324				20.01	20.01
	698329				33.03	33.03
	698330				48.13	48.13
	698327				11.21	11.21
	699895				50.32	50.32
	699871				30.50	30.50
	699869				48.71	48.71
	692334				60.31	60.31
	698444				61.00	61.00
	699903				30.36	30.36
	699932				39.77	39.77
	699911				94.69	94.69
	699909				28.02	28.02
	692337				28.44	28.44
	699945				31.45	31.45
	699942				35.61	35.61
	692341				35.44	35.44
	698464				29.30	29.30
	698467				52.68	52.68
	699928				25.01	25.01
	699956				51.46	51.46
	700108				46.35	46.35
	699986				60.25	60.25
	699963				28.72	28.72
	699967				36.51	36.51
	700101				78.00	78.00
	699972				103.89	103.89
	694586				60.82	60.82
	700102				8.28	8.28
	700028				41.00	41.00
	700013				32.31	32.31
	700105				34.71	34.71
	698494				43.68	43.68
	700113				20.92	20.92
	694597				60.12	60.12
	700047				32.46	32.46
	700114				32.20	32.20
	698517				61.00	61.00
	700120				30.00	30.00
	700118				30.00	30.00
	692343				44.72	44.72
	689338				33.11	33.11
	697610				27.00	27.00
	700124				31.50	31.50
	700125				47.55	47.55
	700080				41.55	41.55
	700074				35.01	35.01
	697611				37.38	37.38
	700098				18.06	18.06
	697633				11.43	11.43
	697616				45.82	45.82
	700099				37.78	37.78
	700134				22.64	22.64
	697638				25.00	25.00
	700136				25.82	25.82

**MARTIN COUNTY WATER DISTRICT****Aged Payables****As of May 31, 2018**

Filter Criteria includes: 1) Includes Drop Shipments. Report order is by ID. Report is printed in Detail Format.

Vendor ID Vendor Contact Telephone 1	Invoice/CM #	0 - 30	31 - 60	61 - 90	Over 90 days	Amount Due
	700138				35.48	35.48
	700144				43.40	43.40
	697632				30.81	30.81
	697646				47.34	47.34
	697647				28.00	28.00
	697648				8.46	8.46
	698552				46.48	46.48
	698554				84.00	84.00
	697665				25.08	25.08
	697659				40.36	40.36
	697687				55.14	55.14
	697674				36.16	36.16
	697703				55.85	55.85
	697702				34.26	34.26
	697708				45.45	45.45
	697742				25.00	25.00
	698578				40.49	40.49
	697743				35.44	35.44
	700160				49.00	49.00
	700164				34.55	34.55
	700165				48.28	48.28
	697748				32.30	32.30
	700163				15.11	15.11
	697822				35.00	35.00
	698591				71.00	71.00
	698590				46.71	46.71
	697756				41.92	41.92
	697813				24.18	24.18
	700172				33.25	33.25
	697825				19.44	19.44
	697830				30.12	30.12
	697766				19.01	19.01
	697838				41.02	41.02
	697773				115.02	115.02
	697774				62.82	62.82
	700176				43.56	43.56
	697850				48.39	48.39
	697847				8.03	8.03
	697846				26.76	26.76
	698612				40.18	40.18
	697780				25.00	25.00
	697351				29.00	29.00
	700184				29.30	29.30
	700183				33.85	33.85
	697354				21.67	21.67
	697355				119.00	119.00
	700291				39.00	39.00
	697788				56.99	56.99
	697362				32.89	32.89
	697795				77.73	77.73
	697802				31.36	31.36
	690122				33.84	33.84
	690124				34.40	34.40
	700296				30.15	30.15
	700297				32.43	32.43
	700300				50.00	50.00
	700298				30.20	30.20
	700299				43.10	43.10
	697373				32.00	32.00
	690132				26.28	26.28
	697381				47.00	47.00

# MARTIN COUNTY WATER DISTRICT

## Aged Payables

As of May 31, 2018

Filter Criteria includes: 1) Includes Drop Shipments. Report order is by ID. Report is printed in Detail Format.

Vendor ID Vendor Contact Telephone 1	Invoice/CM #	0 - 30	31 - 60	61 - 90	Over 90 days	Amount Due
	690138				40.32	40.32
	697403				59.81	59.81
	697401				37.79	37.79
	697400				25.00	25.00
	697387				71.41	71.41
	690142				28.39	28.39
	700304				20.00	20.00
	697394				13.49	13.49
	697440				29.18	29.18
	700305				35.80	35.80
	697423				22.00	22.00
	697449				29.58	29.58
	697418				37.57	37.57
	700319				76.01	76.01
	700318				37.70	37.70
	697426				41.46	41.46
	697427				8.46	8.46
	697455				41.52	41.52
	697459				31.00	31.00
	697460				25.00	25.00
	697438				30.16	30.16
	700325				38.94	38.94
	700327				25.00	25.00
	700330				39.15	39.15
	697485				33.00	33.00
	700332				21.00	21.00
	698683				46.29	46.29
	697525				26.62	26.62
	697490				78.18	78.18
	698685				59.00	59.00
	690173				38.40	38.40
	690170				24.21	24.21
	700339				8.28	8.28
	698690				35.54	35.54
	697509				27.04	27.04
	697511				29.70	29.70
	697512				61.88	61.88
	698705				30.37	30.37
	698708				66.00	66.00
	697554				32.31	32.31
	697551				235.06	235.06
	697566				25.00	25.00
	690185				31.49	31.49
	701104				50.29	50.29
	690188				20.00	20.00
	701107				70.45	70.45
	700186				35.84	35.84
	700188				30.00	30.00
	690195				26.70	26.70
	697590				20.03	20.03
	697582				91.51	91.51
	697596				32.36	32.36
	697595				35.00	35.00
	700193				55.00	55.00
	701114				11.62	11.62
	701124				9.53	9.53
	701122				49.23	49.23
	700199				39.00	39.00
	700196				30.29	30.29
	701130				35.84	35.84
	701129				31.07	31.07

## MARTIN COUNTY WATER DISTRICT

Aged Payables  
As of May 31, 2018

Filter Criteria includes: 1) Includes Drop Shipments. Report order is by ID. Report is printed in Detail Format.

Vendor ID Vendor Contact Telephone 1	Invoice/CM #	0 - 30	31 - 60	61 - 90	Over 90 days	Amount Due
	701174				23.00	23.00
	698734				35.01	35.01
	700202				39.00	39.00
	700205				13.44	13.44
	700204				17.00	17.00
	701144				39.23	39.23
	701163				30.51	30.51
	701182				46.41	46.41
	700210				29.50	29.50
	700213				51.00	51.00
	690442				31.40	31.40
	701161				59.93	59.93
	701221				27.00	27.00
	701219				30.03	30.03
	701218				36.08	36.08
	701186				45.03	45.03
	700606				71.63	71.63
	700222				51.87	51.87
	701194				8.46	8.46
	700607				26.50	26.50
	690452				40.03	40.03
	698779				65.00	65.00
	700614				32.98	32.98
	700612				41.18	41.18
	701209				26.37	26.37
	700617				28.98	28.98
	701244				30.00	30.00
	701233				25.00	25.00
	700619				35.50	35.50
	701238				82.78	82.78
	701246				41.27	41.27
	701252				27.90	27.90
	700627				44.88	44.88
	701257				34.59	34.59
	690505				18.73	18.73
	698810				31.51	31.51
	701289				52.40	52.40
	700639				14.13	14.13
	701295				38.08	38.08
	700640				81.00	81.00
	690231				22.98	22.98
	690237				33.00	33.00
	690235				45.17	45.17
	690234				20.00	20.00
	700648				20.00	20.00
	701321				25.00	25.00
	701306				90.38	90.38
	701326				60.93	60.93
	701341				30.00	30.00
	698835				7.40	7.40
	698834				33.52	33.52
	698840				7.40	7.40
	701389				91.10	91.10
	701344				58.39	58.39
	698848				72.01	72.01
	698845				38.62	38.62
	700662				45.58	45.58
	690497				30.00	30.00
	702153				33.50	33.50
	701604				55.16	55.16
	701398				34.42	34.42

## MARTIN COUNTY WATER DISTRICT

## Aged Payables

As of May 31, 2018

Filter Criteria includes: 1) Includes Drop Shipments. Report order is by ID. Report is printed in Detail Format.

Vendor ID Vendor Contact Telephone 1	Invoice/CM #	0 - 30	31 - 60	61 - 90	Over 90 days	Amount Due
	701399				31.00	31.00
	701400				25.20	25.20
	701353				8.46	8.46
	690253				30.73	30.73
	701364				61.01	61.01
	701367				31.12	31.12
	701622				37.18	37.18
	701619				3.17	3.17
	700233				42.40	42.40
	700234				55.00	55.00
	700236				38.21	38.21
	701635				25.00	25.00
	701636				30.07	30.07
	701443				61.37	61.37
	701442				33.41	33.41
	701414				41.92	41.92
	700244				42.54	42.54
	701430				29.23	29.23
	701428				34.00	34.00
	701427				11.10	11.10
	701448				36.00	36.00
	701645				54.16	54.16
	700254				37.73	37.73
	700258				26.00	26.00
	701474				25.00	25.00
	701536				29.17	29.17
	701476				93.10	93.10
	701532				40.44	40.44
	701529				70.00	70.00
	700267				11.95	11.95
	700852				25.00	25.00
	701542				6.78	6.78
	701489				25.01	25.01
	701664				21.59	21.59
	701483				5.81	5.81
	701666				22.78	22.78
	701539				37.23	37.23
	700854				186.02	186.02
	701665				59.00	59.00
	690277				35.74	35.74
	700270				37.29	37.29
	690276				39.68	39.68
	701564				28.00	28.00
	701680				56.39	56.39
	700275				33.70	33.70
	701570				31.00	31.00
	700872				103.57	103.57
	700276				68.00	68.00
	700282				27.79	27.79
	700874				17.95	17.95
	700288				38.73	38.73
	701599				27.58	27.58
	701597				2.85	2.85
	701600				30.00	30.00
	701686				37.97	37.97
	701700				36.91	36.91
	702103				35.00	35.00
	702102				27.55	27.55
	702106				32.00	32.00
	700892				28.00	28.00
	701500				73.57	73.57

**MARTIN COUNTY WATER DISTRICT****Aged Payables  
As of May 31, 2018**

Filter Criteria includes: 1) Includes Drop Shipments. Report order is by ID. Report is printed in Detail Format.

Vendor ID Vendor Contact Telephone 1	Invoice/CM #	0 - 30	31 - 60	61 - 90	Over 90 days	Amount Due
	701504				31.03	31.03
	700891				34.02	34.02
	701720				67.00	67.00
	700901				17.52	17.52
	702110				39.32	39.32
	701726				22.74	22.74
	690575				56.71	56.71
	690305				35.85	35.85
	701729				47.75	47.75
	702116				75.34	75.34
	702111				40.00	40.00
	702115				4.23	4.23
	702114				28.13	28.13
	690582				29.43	29.43
	702128				40.00	40.00
	690317				8.46	8.46
	702124				34.25	34.25
	690313				35.30	35.30
	702132				29.50	29.50
	702131				26.24	26.24
	701854				30.01	30.01
	690323				35.12	35.12
	702135				31.50	31.50
	700250				45.29	45.29
	700998				25.01	25.01
	700934				107.53	107.53
	690330				39.46	39.46
	701869				69.00	69.00
	702138				46.22	46.22
	701003				28.00	28.00
	690598				3.17	3.17
	702142				51.01	51.01
	702145				27.00	27.00
	690337				8.46	8.46
	701009				27.00	27.00
	701012				75.73	75.73
	700963				33.01	33.01
	690341				37.15	37.15
	702150				74.00	74.00
	701035				20.00	20.00
	701051				40.00	40.00
	701552				56.09	56.09
	701048				49.77	49.77
	701046				56.74	56.74
	704103				34.00	34.00
	702156				33.64	33.64
	702158				34.30	34.30
	702159				28.00	28.00
	702852				14.35	14.35
	702857				25.00	25.00
	702853				26.49	26.49
	702876				25.05	25.05
	701896				27.55	27.55
	701906				30.00	30.00
	701067				25.48	25.48
	701069				40.00	40.00
	702169				32.35	32.35
	701074				27.88	27.88
	701073				65.25	65.25
	702170				81.00	81.00
	702176				45.31	45.31

## MARTIN COUNTY WATER DISTRICT

Aged Payables  
As of May 31, 2018

Filter Criteria includes: 1) Includes Drop Shipments. Report order is by ID. Report is printed in Detail Format.

Vendor ID Vendor Contact Telephone 1	Invoice/CM #	0 - 30	31 - 60	61 - 90	Over 90 days	Amount Due
	702872				35.79	35.79
	704129				44.08	44.08
	704180				12.17	12.17
	701085				31.00	31.00
	701922				34.07	34.07
	702179				40.61	40.61
	702181				51.90	51.90
	702184				44.70	44.70
	702895				31.47	31.47
	702894				90.07	90.07
	702897				29.22	29.22
	702306				60.48	60.48
	702951				39.53	39.53
	702192				40.70	40.70
	704139				35.30	35.30
	702189				114.00	114.00
	702960				25.01	25.01
	701954				34.00	34.00
	702201				32.20	32.20
	702917				50.33	50.33
	702204				51.90	51.90
	702919				14.01	14.01
	702208				91.00	91.00
	702206				46.00	46.00
	702976				36.78	36.78
	702972				66.08	66.08
	702214				45.37	45.37
	701987				59.01	59.01
	702030				78.00	78.00
	704161				39.00	39.00
	700406				24.25	24.25
	702994				76.36	76.36
	703038				44.00	44.00
	700411				28.02	28.02
	701998				12.00	12.00
	702995				51.72	51.72
	702004				40.00	40.00
	702225				33.83	33.83
	702228				48.31	48.31
	702229				59.00	59.00
	702238				40.80	40.80
	703050				19.00	19.00
	703011				96.17	96.17
	704176				29.50	29.50
	702243				20.01	20.01
	702100				74.00	74.00
	703852				9.84	9.84
	702044				37.50	37.50
	703088				45.00	45.00
	702251				27.01	27.01
	704194				7.09	7.09
	702049				46.12	46.12
	702254				41.60	41.60
	703094				29.23	29.23
	703095				51.37	51.37
	702059				54.30	54.30
	702065				47.53	47.53
	702068				55.55	55.55
	702259				46.61	46.61
	702081				33.66	33.66
	702263				39.98	39.98

## MARTIN COUNTY WATER DISTRICT

## Aged Payables

As of May 31, 2018

Filter Criteria includes: 1) Includes Drop Shipments. Report order is by ID. Report is printed in Detail Format.

Vendor ID Vendor Contact Telephone 1	Invoice/CM #	0 - 30	31 - 60	61 - 90	Over 90 days	Amount Due
	703119				35.07	35.07
	703131				91.46	91.46
	703177				34.16	34.16
	703180				39.75	39.75
	703182				43.21	43.21
	702279				47.58	47.58
	703200				22.00	22.00
	703194				26.00	26.00
	703186				238.00	238.00
	702283				48.00	48.00
	702284				28.01	28.01
	702285				9.34	9.34
	703229				51.64	51.64
	703206				32.00	32.00
	702287				71.20	71.20
	703267				105.34	105.34
	703884				29.00	29.00
	702289				44.50	44.50
	701779				77.46	77.46
	703286				47.31	47.31
	703283				62.39	62.39
	702292				36.99	36.99
	702298				39.80	39.80
	703254				32.21	32.21
	703295				31.00	31.00
	703895				66.96	66.96
	703896				40.00	40.00
	702308				66.00	66.00
	702310				55.31	55.31
	701802				47.69	47.69
	702311				37.00	37.00
	702318				35.01	35.01
	702316				30.40	30.40
	702320				82.00	82.00
	702323				38.00	38.00
	703334				89.32	89.32
	702324				22.01	22.01
	702329				42.00	42.00
	703349				27.55	27.55
	703373				35.25	35.25
	703377				36.00	36.00
	702338				78.00	78.00
	702337				41.00	41.00
	703379				57.13	57.13
	703385				37.04	37.04
	703386				34.55	34.55
	702339				39.61	39.61
	703454				22.07	22.07
	704240				42.95	42.95
	702341				45.16	45.16
	703406				72.18	72.18
	703463				33.79	33.79
	702348				30.90	30.90
	703466				34.53	34.53
	702346				80.19	80.19
	702347				46.00	46.00
	703417				35.17	35.17
	703425				34.42	34.42
	704264				36.41	36.41
	702356				30.00	30.00
	704625				57.23	57.23



# MARTIN COUNTY WATER DISTRICT

## Aged Payables As of May 31, 2018

Filter Criteria includes: 1) Includes Drop Shipments. Report order is by ID. Report is printed in Detail Format.

Vendor ID Vendor Contact Telephone 1	Invoice/CM #	0 - 30	31 - 60	61 - 90	Over 90 days	Amount Due
	704626				54.93	54.93
	704624				68.00	68.00
	703435				32.85	32.85
	704263				7.52	7.52
	702363				41.00	41.00
	702367				71.61	71.61
	702366				33.00	33.00
	703444				73.06	73.06
	702372				54.60	54.60
	702369				33.94	33.94
	704644				77.00	77.00
	703541				120.84	120.84
	704275				42.00	42.00
	703550				71.97	71.97
	703512				37.35	37.35
	703547				129.82	129.82
	704280				42.00	42.00
	703513				36.00	36.00
	704283				26.91	26.91
	703556				55.31	55.31
	702490				34.40	34.40
	702491				12.71	12.71
	702492				31.76	31.76
	703996				25.82	25.82
	703567				35.00	35.00
	702499				43.30	43.30
	702495				34.64	34.64
	703573				40.16	40.16
	705356				66.36	66.36
	704295				44.00	44.00
	703579				52.56	52.56
	703580				27.97	27.97
	704300				66.24	66.24
	703593				109.35	109.35
	704305				40.00	40.00
	702514				44.74	44.74
	705472				59.10	59.10
	702515				23.75	23.75
	704309				18.00	18.00
	705380				30.04	30.04
	705385				25.26	25.26
	705479				163.27	163.27
	705481				73.00	73.00
	702521				41.00	41.00
	702546				32.04	32.04
	705389				48.00	48.00
	705391				5.29	5.29
	704316				32.83	32.83
	702526				48.10	48.10
	705398				24.83	24.83
	702530				41.92	41.92
	705514				40.00	40.00
	702535				46.39	46.39
	702537				40.00	40.00
	702536				28.55	28.55
	704731				220.72	220.72
	704732				81.00	81.00
	705411				71.97	71.97
	705525				26.00	26.00
	704742				39.51	39.51
	702542				32.10	32.10

**MARTIN COUNTY WATER DISTRICT****Aged Payables  
As of May 31, 2018**

Filter Criteria includes: 1) Includes Drop Shipments. Report order is by ID. Report is printed in Detail Format.

Vendor ID Vendor Contact Telephone 1	Invoice/CM #	0 - 30	31 - 60	61 - 90	Over 90 days	Amount Due
	705424				21.00	21.00
	705430				64.00	64.00
	702553				50.09	50.09
	702550				35.00	35.00
	705550				34.48	34.48
	702575				35.01	35.01
	705555				33.87	33.87
	705436				30.02	30.02
	702557				37.00	37.00
	704757				66.00	66.00
	702559				33.50	33.50
	704339				50.07	50.07
	705441				25.82	25.82
	702561				31.00	31.00
	705448				33.88	33.88
	705443				91.56	91.56
	704761				57.95	57.95
	704780				78.00	78.00
	702569				30.25	30.25
	702568				35.26	35.26
	702566				31.30	31.30
	705620				50.75	50.75
	705618				46.73	46.73
	705454				23.67	23.67
	705616				73.00	73.00
	700753				46.81	46.81
	705623				130.18	130.18
	705609				83.34	83.34
	702573				74.58	74.58
	702578				35.00	35.00
	702580				60.09	60.09
	702583				19.00	19.00
	705456				30.00	30.00
	702588				39.30	39.30
	705457				33.00	33.00
	705658				5.29	5.29
	705660				36.95	36.95
	704784				91.00	91.00
	705664				56.53	56.53
	705744				51.83	51.83
	705667				36.00	36.00
	705750				41.75	41.75
	705751				59.24	59.24
	705752				78.40	78.40
	702594				33.30	33.30
	702596				38.00	38.00
	702600				29.01	29.01
	705764				99.88	99.88
	705776				48.57	48.57
	704800				83.00	83.00
	705685				30.00	30.00
	705690				24.67	24.67
	705781				82.66	82.66
	702393				27.70	27.70
	702392				52.64	52.64
	704811				62.33	62.33
	705699				46.62	46.62
	705700				65.73	65.73
	705791				82.48	82.48
	705697				22.00	22.00
	704813				38.50	38.50

# MARTIN COUNTY WATER DISTRICT

## Aged Payables As of May 31, 2018

Filter Criteria includes: 1) Includes Drop Shipments. Report order is by ID. Report is printed in Detail Format.

Vendor ID Vendor Contact Telephone 1	Invoice/CM #	0 - 30	31 - 60	61 - 90	Over 90 days	Amount Due
	702396				33.00	33.00
	702397				41.76	41.76
	704821				74.00	74.00
	704817				23.12	23.12
	705703				29.93	29.93
	700786				32.00	32.00
	705713				23.83	23.83
	705803				41.70	41.70
	705810				84.71	84.71
	705814				58.13	58.13
	705815				32.53	32.53
	705818				31.01	31.01
	705819				277.15	277.15
	704836				65.00	65.00
	705829				44.00	44.00
	705733				31.21	31.21
	704842				50.33	50.33
	705838				283.12	283.12
	705844				29.80	29.80
	705845				61.99	61.99
	705846				36.00	36.00
	705848				44.48	44.48
	705849				38.00	38.00
	702411				40.31	40.31
	700801				26.00	26.00
	702414				24.31	24.31
	704845				40.00	40.00
	705869				236.01	236.01
	705870				29.00	29.00
	705895				10.80	10.80
	702417				33.10	33.10
	702418				33.00	33.00
	705877				204.35	204.35
	705908				24.44	24.44
	705935				37.19	37.19
	704852				94.00	94.00
	705878				44.51	44.51
	705910				31.09	31.09
	705914				131.09	131.09
	705918				21.93	21.93
	705921				17.14	17.14
	702429				28.00	28.00
	702427				66.35	66.35
	705923				35.00	35.00
	705954				20.70	20.70
	705957				29.43	29.43
	704870				67.49	67.49
	705885				32.00	32.00
	705884				36.00	36.00
	705928				224.93	224.93
	702435				41.00	41.00
	702438				34.30	34.30
	702439				32.30	32.30
	702424				56.04	56.04
	706018				230.64	230.64
	700833				73.59	73.59
	700827				25.76	25.76
	706013				36.00	36.00
	706014				223.16	223.16
	704877				55.29	55.29
	705969				263.88	263.88

**MARTIN COUNTY WATER DISTRICT****Aged Payables****As of May 31, 2018**

Filter Criteria includes: 1) Includes Drop Shipments. Report order is by ID. Report is printed in Detail Format.

Vendor ID Vendor Contact Telephone 1	Invoice/CM #	0 - 30	31 - 60	61 - 90	Over 90 days	Amount Due
	702444				12.96	12.96
	702445				29.45	29.45
	702446				34.00	34.00
	702447				12.35	12.35
	700535				15.22	15.22
	705975				30.90	30.90
	700538				14.18	14.18
	702451				36.30	36.30
	702449				12.15	12.15
	702450				7.09	7.09
	704901				86.51	86.51
	705986				237.07	237.07
	705982				24.93	24.93
	702455				36.00	36.00
	702456				23.01	23.01
	705996				28.50	28.50
	706044				110.00	110.00
	706045				29.06	29.06
	702459				75.03	75.03
	702458				34.00	34.00
	708108				21.51	21.51
	708109				237.01	237.01
	702460				37.89	37.89
	702462				38.00	38.00
	706008				30.00	30.00
	706006				289.44	289.44
	706046				233.09	233.09
	708124				36.46	36.46
	708125				226.70	226.70
	702469				32.00	32.00
	702470				35.63	35.63
	702467				36.50	36.50
	702466				39.42	39.42
	704915				62.00	62.00
	708134				63.91	63.91
	708136				173.38	173.38
	702471				16.47	16.47
	702473				33.04	33.04
	708894				36.00	36.00
	706095				58.29	58.29
	706097				50.12	50.12
	702475				41.66	41.66
	708854				308.52	308.52
	708856				31.01	31.01
	708912				32.45	32.45
	708916				37.40	37.40
	708918				26.75	26.75
	708921				26.05	26.05
	908922				121.08	121.08
	708928				56.03	56.03
	708932				30.76	30.76
	708934				24.37	24.37
	708865				6.56	6.56
	702480				38.00	38.00
	704937				77.00	77.00
	700576				7.40	7.40
	708871				40.94	40.94
	708878				38.26	38.26
	702485				30.76	30.76
	700577				24.37	24.37
	706056				38.00	38.00

# MARTIN COUNTY WATER DISTRICT

## Aged Payables As of May 31, 2018

Filter Criteria includes: 1) Includes Drop Shipments. Report order is by ID. Report is printed in Detail Format.

Vendor ID Vendor Contact Telephone 1	Invoice/CM #	0 - 30	31 - 60	61 - 90	Over 90 days	Amount Due
	708958				48.74	48.74
	708959				26.00	26.00
	708961				28.00	28.00
	708879				34.19	34.19
	708884				45.01	45.01
	708949				99.68	99.68
	706061				30.00	30.00
	702387				32.01	32.01
	688851				39.19	39.19
	704944				12.02	12.02
	708890				48.74	48.74
	708964				273.52	273.52
	709053				50.29	50.29
	709052				52.38	52.38
	708970				20.43	20.43
	708968				88.21	88.21
	708967				35.31	35.31
	708965				136.52	136.52
	688852				60.65	60.65
	688854				12.83	12.83
	708971				142.70	142.70
	709058				50.37	50.37
	709057				20.51	20.51
	708978				21.47	21.47
	688857				36.01	36.01
	688858				33.00	33.00
	688859				5.29	5.29
	700590				24.37	24.37
	706070				82.66	82.66
	708984				30.00	30.00
	708979				222.26	222.26
	688860				40.94	40.94
	700591				42.48	42.48
	706065				36.00	36.00
	709064				32.50	32.50
	709063				193.57	193.57
	709061				33.86	33.86
	708996				77.00	77.00
	708994				20.03	20.03
	708988				263.26	263.26
	688863				42.71	42.71
	708986				98.50	98.50
	709066				34.76	34.76
	709068				204.16	204.16
	709002				35.00	35.00
	708999				196.00	196.00
	688873				8.46	8.46
	688872				16.03	16.03
	688871				33.66	33.66
	688867				6.35	6.35
	709014				29.54	29.54
	704053				7.20	7.20
	709013				203.00	203.00
	688875				40.20	40.20
	688874				25.48	25.48
	709079				138.47	138.47
	709078				26.63	26.63
	709024				40.01	40.01
	709019				248.00	248.00
	709083				16.45	16.45
	709080				209.00	209.00

**MARTIN COUNTY WATER DISTRICT****Aged Payables  
As of May 31, 2018**

Filter Criteria includes: 1) Includes Drop Shipments. Report order is by ID. Report is printed in Detail Format.

Vendor ID Vendor Contact Telephone 1	Invoice/CM #	0 - 30	31 - 60	61 - 90	Over 90 days	Amount Due
	706084				12.69	12.69
	704973				24.53	24.53
	700598				52.08	52.08
	706087				25.29	25.29
	688880				74.00	74.00
	688879				39.00	39.00
	709031				32.20	32.20
	709037				202.01	202.01
	709084				239.83	239.83
	709085				63.34	63.34
	704057				45.23	45.23
	708145				31.40	31.40
	688881				29.89	29.89
	709095				192.00	192.00
	709092				155.01	155.01
	709044				25.24	25.24
	709242				10.58	10.58
	709102				246.00	246.00
	709097				16.43	16.43
	704061				105.00	105.00
	708147				25.00	25.00
	709252				141.10	141.10
	709255				51.00	51.00
	709244				266.00	266.00
	709247				246.08	246.08
	709249				54.66	54.66
	710678				70.00	70.00
	708151				36.26	36.26
	708150				28.97	28.97
	709104				185.01	185.01
	704062				37.50	37.50
	708156				34.29	34.29
	704063				17.54	17.54
	704067				27.17	27.17
	688883				44.68	44.68
	688884				28.40	28.40
	709263				110.00	110.00
	709262				17.97	17.97
	709264				45.53	45.53
	704068				15.97	15.97
	704072				21.28	21.28
	708157				73.50	73.50
	709280				30.75	30.75
	709270				185.01	185.01
	709275				98.22	98.22
	709278				60.87	60.87
	704079				18.01	18.01
	704080				84.31	84.31
	709284				213.00	213.00
	709290				41.52	41.52
	709297				176.00	176.00
	688974				77.49	77.49
	688973				24.37	24.37
	708167				35.50	35.50
	688889				41.00	41.00
	688971				30.77	30.77
	708166				32.50	32.50
	688978				31.74	31.74
	708162				18.24	18.24
	709123				157.00	157.00
	709125				43.29	43.29

# MARTIN COUNTY WATER DISTRICT

## Aged Payables As of May 31, 2018

Filter Criteria includes: 1) Includes Drop Shipments. Report order is by ID. Report is printed in Detail Format.

Vendor ID Vendor Contact Telephone 1	Invoice/CM #	0 - 30	31 - 60	61 - 90	Over 90 days	Amount Due
	709130				9.03	9.03
	708171				26.53	26.53
	708173				79.45	79.45
	688896				57.76	57.76
	688900				7.20	7.20
	705010				77.00	77.00
	709314				198.57	198.57
	709318				49.57	49.57
	709321				25.02	25.02
	709136				14.56	14.56
	688901				56.40	56.40
	705011				31.00	31.00
	709137				87.93	87.93
	709138				24.04	24.04
	709146				100.00	100.00
	705017				134.59	134.59
	688903				38.50	38.50
	709139				246.01	246.01
	709326				27.21	27.21
	709140				8.03	8.03
	688907				39.04	39.04
	688906				35.00	35.00
	688910				73.00	73.00
	688909				66.19	66.19
	688914				36.01	36.01
	705025				28.00	28.00
	709337				30.01	30.01
	709336				153.00	153.00
	709147				34.83	34.83
	709145				77.99	77.99
	688917				35.00	35.00
	709174				29.02	29.02
	709162				44.00	44.00
	709159				179.00	179.00
	705039				42.00	42.00
	709191				58.85	58.85
	709186				186.00	186.00
	709185				18.01	18.01
	709179				20.09	20.09
	709164				47.30	47.30
	708189				34.50	34.50
	710359				81.00	81.00
	709343				31.00	31.00
	709198				67.39	67.39
	709197				186.01	186.01
	709193				17.49	17.49
	709213				135.00	135.00
	708193				44.00	44.00
	709223				196.00	196.00
	710368				7.09	7.09
	688932				89.67	89.67
	688931				42.50	42.50
	709208				59.50	59.50
	709344				38.01	38.01
	709351				37.01	37.01
	709352				33.19	33.19
	688934				42.40	42.40
	689022				39.00	39.00
	710377				79.00	79.00
	709362				105.01	105.01
	709363				54.18	54.18

# MARTIN COUNTY WATER DISTRICT

## Aged Payables As of May 31, 2018

Filter Criteria includes: 1) Includes Drop Shipments. Report order is by ID. Report is printed in Detail Format.

Vendor ID Vendor Contact Telephone 1	Invoice/CM #	0 - 30	31 - 60	61 - 90	Over 90 days	Amount Due
	709506				45.99	45.99
	709372			17.14		17.14
	709373			139.01		139.01
	709413			72.16		72.16
	709376			38.00		38.00
	709384			33.41		33.41
	709431			47.02		47.02
	708207			38.26		38.26
	709391			80.00		80.00
	709436			25.24		25.24
	688942			41.00		41.00
	688944			33.80		33.80
	710402			116.49		116.49
	689041			28.87		28.87
	709369			37.29		37.29
	689043			61.00		61.00
	709396			37.29		37.29
	710411			70.98		70.98
	710413			56.00		56.00
	709398			34.14		34.14
	708219			38.47		38.47
	688947			29.00		29.00
	710422			80.77		80.77
	709399			69.68		69.68
	709489			37.59		37.59
	709406			25.02		25.02
	688951			43.60		43.60
	709454			80.37		80.37
	688954			43.80		43.80
	709497			133.11		133.11
	709496			39.00		39.00
	709495			238.01		238.01
	709492			59.18		59.18
	709455			28.54		28.54
	709377			52.69		52.69
	688958			36.00		36.00
	709499			29.00		29.00
	709498			21.62		21.62
	688960			76.00		76.00
	709509			41.43		41.43
	709467			69.13		69.13
	688964			32.00		32.00
	688966			41.00		41.00
	709556			67.09		67.09
	708261			22.50		22.50
	688968			26.83		26.83
	709520			62.03		62.03
	709554			50.26		50.26
	709530			36.29		36.29
	710601			37.70		37.70
	709570			41.30		41.30
	709566			24.23		24.23
	710460			77.00		77.00
	710605			35.00		35.00
	710462			58.54		58.54
	709517			10.58		10.58
	709532			57.07		57.07
	709586			71.56		71.56
	709542			38.00		38.00
	710613			40.00		40.00
	710609			29.09		29.09



## MARTIN COUNTY WATER DISTRICT

Aged Payables  
As of May 31, 2018

Filter Criteria includes: 1) Includes Drop Shipments. Report order is by ID. Report is printed in Detail Format.

Vendor ID Vendor Contact Telephone 1	Invoice/CM #	0 - 30	31 - 60	61 - 90	Over 90 days	Amount Due
	708274			36.00		36.00
	709590			57.50		57.50
	709548			32.64		32.64
	711109			43.00		43.00
	711108			38.30		38.30
	708279			22.01		22.01
	710618			52.00		52.00
	710619			49.50		49.50
	710621			36.00		36.00
	711162			73.66		73.66
	708282			30.98		30.98
	710626			21.09		21.09
	710622			38.00		38.00
	709595			31.99		31.99
	708288			24.00		24.00
	709598			32.40		32.40
	711180			81.93		81.93
	710511			73.50		73.50
	710517			36.00		36.00
	711189			25.21		25.21
	711199			23.65		23.65
	710632			33.00		33.00
	710516			57.83		57.83
	711202			33.00		33.00
	711118			19.43		19.43
	709537			8.46		8.46
	710528			62.00		62.00
	710639			35.00		35.00
	710637			14.82		14.82
	710638			20.56		20.56
	711126			49.75		49.75
	711217			24.26		24.26
	711228			35.33		35.33
	711224			23.42		23.42
	710642			30.59		30.59
	710645			39.00		39.00
	710644			32.00		32.00
	711233			106.78		106.78
	710646			25.00		25.00
	710647			35.00		35.00
	710651			81.00		81.00
	708305			35.68		35.68
	708304			65.39		65.39
	711251			5.29		5.29
	711249			30.02		30.02
	711146		31.42			31.42
	710653		53.76			53.76
	708309		33.00			33.00
	710548		31.00			31.00
	711149		33.28			33.28
	710659		65.00			65.00
	710657		33.44			33.44
	710562		45.97			45.97
	710560		108.18			108.18
	711309		46.25			46.25
	709929		15.30			15.30
	709927		40.00			40.00
	709925		15.46			15.46
	711279		32.01			32.01
	710662		54.01			54.01
	704087		60.02			60.02

## MARTIN COUNTY WATER DISTRICT

Aged Payables  
As of May 31, 2018

Filter Criteria includes: 1) Includes Drop Shipments. Report order is by ID. Report is printed in Detail Format.

Vendor ID Vendor Contact Telephone 1	Invoice/CM #	0 - 30	31 - 60	61 - 90	Over 90 days	Amount Due
	710667		71.50			71.50
	710664		43.00			43.00
	710584		54.10			54.10
	711291		48.32			48.32
	711344		27.51			27.51
	711343		30.13			30.13
	711293		34.00			34.00
	710669		43.00			43.00
	710108		37.00			37.00
	711302		51.11			51.11
	711300		44.82			44.82
	709950		93.81			93.81
	708339		36.00			36.00
	711431		31.00			31.00
	711350		39.00			39.00
	711447		44.00			44.00
	711361		61.38			61.38
	711454		39.00			39.00
	711452		91.46			91.46
	711364		27.32			27.32
	710684		24.41			24.41
	710138		78.01			78.01
	711460		32.50			32.50
	710142		39.00			39.00
	710691		37.00			37.00
	711485		14.32			14.32
	711374		55.85			55.85
	711373		61.43			61.43
	710153		36.00			36.00
	710694		34.00			34.00
	711496		28.50			28.50
	710166		27.65			27.65
	711502		65.12			65.12
	711510		46.75			46.75
	710699		81.50			81.50
	710183		41.50			41.50
	711390		30.00			30.00
	711392		71.03			71.03
	711396		45.01			45.01
	711397		31.89			31.89
	711520		52.21			52.21
	709628		51.89			51.89
	711519		18.24			18.24
	711521		50.43			50.43
	711400		31.34			31.34
	711522		50.91			50.91
	710075		48.04			48.04
	710077		39.00			39.00
	711531		26.54			26.54
	711537		75.24			75.24
	711535		50.04			50.04
	710706		49.96			49.96
	710205		75.01			75.01
	711553		15.28			15.28
	711543		32.32			32.32
	711540		32.17			32.17
	710708		45.00			45.00
	711565		30.00			30.00
	710226		69.00			69.00
	711575		73.00			73.00
	711571		35.36			35.36

## MARTIN COUNTY WATER DISTRICT

Aged Payables  
As of May 31, 2018

Filter Criteria includes: 1) Includes Drop Shipments. Report order is by ID. Report is printed in Detail Format.

Vendor ID Vendor Contact Telephone 1	Invoice/CM #	0 - 30	31 - 60	61 - 90	Over 90 days	Amount Due
	710089		86.42			86.42
	710235	20.00				20.00
	709668	25.00				25.00
	711660	105.97				105.97
	709674	27.36				27.36
	711664	52.00				52.00
	711673	60.99				60.99
	694009	43.00				43.00
	711678	29.92				29.92
	711683	28.00				28.00
	710717	43.00				43.00
	711691	40.95				40.95
	709999	40.00				40.00
	710726	64.50				64.50
	711688	50.98				50.98
	710727	47.64				47.64
	711706	43.00				43.00
	711704	30.00				30.00
	711711	51.71				51.71
	711708	43.00				43.00
	708508	32.00				32.00
	694020	32.64				32.64
	694023	44.01				44.01
	711733	73.32				73.32
	711735	30.01				30.01
	710294	78.00				78.00
	711631	45.45				45.45
	710304	44.00				44.00
	711744	56.55				56.55
	710301	3.51				3.51
	709802	15.40				15.40
	711637	15.00				15.00
	711755	35.00				35.00
	711640	46.24				46.24
	710310	43.00				43.00
	710302	4.69				4.69
	710318	93.00				93.00
	710742	48.41				48.41
	711766	83.06				83.06
	711767	48.72				48.72
	711765	30.00				30.00
	711649	72.50				72.50
	711658	39.91				39.91
	711771	30.69				30.69
	694045	31.61				31.61
	712719	62.68				62.68
	712601	42.00				42.00
	710750	47.00				47.00
	712602	56.44				56.44
	711789	83.72				83.72
	712607	54.76				54.76
	712618	85.81				85.81
	711799	26.00				26.00
	711796	25.01				25.01
	711794	35.01				35.01
	694048	47.01				47.01
	709734	57.54				57.54
	712632	39.01				39.01
	710759	48.00				48.00
	712641	28.01				28.01
	711818	45.00				45.00

## MARTIN COUNTY WATER DISTRICT

Aged Payables  
As of May 31, 2018

Filter Criteria includes: 1) Includes Drop Shipments. Report order is by ID. Report is printed in Detail Format.

Vendor ID Vendor Contact Telephone 1	Invoice/CM #	0 - 30	31 - 60	61 - 90	Over 90 days	Amount Due
	711817	78.55				78.55
	711819	91.01				91.01
	711826	67.01				67.01
	711831	47.06				47.06
	711838	30.00				30.00
	711835	32.73				32.73
	711849	27.00				27.00
	711843	46.00				46.00
	712651	45.56				45.56
	705076	25.00				25.00
	710720	73.51				73.51
	712724	47.79				47.79
	710771	86.23				86.23
	712733	35.07				35.07
	709808	31.14				31.14
	705086	86.01				86.01
	712736	33.06				33.06
	705085	48.64				48.64
	712785	32.99				32.99
	710779	66.06				66.06
	712668	47.06				47.06
	712790	261.88				261.88
	712762	35.01				35.01
	712669	85.23				85.23
	712761	64.31				64.31
	710784	63.02				63.02
	712859	38.64				38.64
	712686	49.00				49.00
	710790	70.35				70.35
	712858	64.00				64.00
	712678	34.82				34.82
	712860	46.22				46.22
	712681	16.77				16.77
	712680	14.00				14.00
	712861	44.01				44.01
	712687	15.27				15.27
	712873	43.00				43.00
	710795	44.30				44.30
	712693	32.56				32.56
	712737	4.66				4.66
	712699	74.67				74.67
	712811	27.01				27.01
	712816	57.69				57.69
	710807	99.06				99.06
	712820	44.34				44.34
	710812	35.48				35.48
	712829	39.74				39.74
	712901	34.25				34.25
	714607	35.01				35.01
	714610	35.04				35.04
	712846	37.00				37.00
	712841	99.04				99.04
	714621	218.01				218.01
	714698	25.66				25.66
	714706	91.17				91.17
	714632	223.00				223.00
	710847	79.01				79.01
	714641	295.46				295.46
	712975	34.00				34.00
	714645	58.68				58.68
	714642	41.57				41.57

**MARTIN COUNTY WATER DISTRICT**

**Aged Payables  
As of May 31, 2018**

Filter Criteria includes: 1) Includes Drop Shipments. Report order is by ID. Report is printed in Detail Format.

Vendor ID Vendor Contact Telephone 1	Invoice/CM #	0 - 30	31 - 60	61 - 90	Over 90 days	Amount Due
	714727	273.80				273.80
	714735	277.32				277.32
<b>ZIPZONE(FASTLANE) ZIP ZONE, INC</b>		<b>7,047.28</b>	<b>3,564.43</b>	<b>4,899.15</b>	<b>197,605.67</b>	<b>213,116.53</b>
<b>Report Total</b>		<b>89,239.29</b>	<b>49,469.78</b>	<b>35,738.74</b>	<b>797,031.06</b>	<b>971,478.87</b>

# EXHIBIT 8

**MARTIN COUNTY WATER DISTRICT**  
**Aged Payables**  
**As of Apr 1, 2018**

Filter Criteria includes: 1) Includes Drop Shipments. Report order is by ID. Report is printed in Detail Format.

Vendor ID Vendor Contact Telephone 1	Invoice/CM #	0 - 30	31 - 60	61 - 90	Over 90 days	Amount Due
64SECONDS 64 SECONDS	SI-00611573				705.00	705.00
64SECONDS 64 SECONDS					705.00	705.00
ACROPRINT ACROPRINT TIME REC	0000517059			955.54		955.54
ACROPRINT ACROPRINT TIME REC				955.54		955.54
ADVANCEDAUTOPROF ADVANCED AUTO PART	9574 9737 1738 4313 4305 4304 9233 5492 4461 4797 9518 9673 4336 0519				12.46 155.00 72.68 19.47 29.66 -33.90 456.97 43.01 17.56 106.77 10.59	12.46 155.00 72.68 19.47 29.66 -33.90 456.97 43.01 17.56 106.77 10.59
ADVANCEDAUTOPROF ADVANCED AUTO PAR			133.55 9.13	59.32		133.55 9.13
ADVANCEDAUTOPROF ADVANCED AUTO PAR			142.68	59.32	890.27	1,092.27
AEP-03084017411 AMERICAN ELECTRIC P PC UNIT PUMP	011118 020918 031218		116.67	137.41	163.70	163.70 137.41 116.67
AEP-03084017411 AMERICAN ELECTRIC			116.67	137.41	163.70	417.78
AEP-03145493403 AMERICAN ELECTRIC P BONE HOLLOW RD	011018 020818 030918		96.70	50.66	36.37	36.37 50.66 96.70
AEP-03145493403			96.70	50.66	36.37	183.73

**MARTIN COUNTY WATER DISTRICT**  
**Aged Payables**  
**As of Apr 1, 2018**

Filter Criteria includes: 1) Includes Drop Shipments. Report order is by ID. Report is printed in Detail Format.

Vendor ID Vendor Contact Telephone 1	Invoice/CM #	0 - 30	31 - 60	61 - 90	Over 90 days	Amount Due
<b>AMERICAN ELECTRIC</b>						
AEP-03146011204 AMERICAN ELECTRIC P	010818 020618 030718	13.24	13.18	12.49		12.49 13.18 13.24
LICK-STOCKROOM						
AEP-03146011204 AMERICAN ELECTRIC		13.24	13.18	12.49		38.91
<b>AMERICAN ELECTRIC</b>						
AEP-03176005217 AMERICAN ELECTRIC P	010918 020718 030818	29.31	28.11	23.89		23.89 28.11 29.31
RCF TRLR						
AEP-03176005217 AMERICAN ELECTRIC		29.31	28.11	23.89		81.31
<b>AMERICAN ELECTRIC</b>						
AEP-03186942201 KENTUCKY POWER CO	010918 020718 030818	30.43	29.45	26.67		26.67 29.45 30.43
AEP-03186942201 KENTUCKY POWER CO		30.43	29.45	26.67		86.55
<b>KENTUCKY POWER CO</b>						
AEP-03192343626 AMERICAN ELECTRIC P	011118 020918 031218	325.02	298.82	274.82		274.82 298.82 325.02
FLB-PUMPING STATION						
AEP-03192343626 AMERICAN ELECTRIC		325.02	298.82	274.82		898.66
<b>AMERICAN ELECTRIC</b>						
AEP-03210093104 AMERICAN ELECTRIC P	010518 020518 030518	27.20	25.63	22.39		22.39 25.63 27.20
INDUSTRIAL PARK						
AEP-03210093104 AMERICAN ELECTRIC		27.20	25.63	22.39		75.22
<b>AMERICAN ELECTRIC</b>						



**MARTIN COUNTY WATER DISTRICT**  
**Aged Payables**  
**As of Apr 1, 2018**

Filter Criteria includes: 1) Includes Drop Shipments. Report order is by ID. Report is printed in Detail Format.

Vendor ID Vendor Contact Telephone 1	Invoice/CM #	0 - 30	31 - 60	61 - 90	Over 90 days	Amount Due
AEP-03264151600 AMERICAN ELECTRIC P	011118 020918 031218			23.72		23.72
		28.94	28.16			28.16
FLUTY LICK BR						28.94
<b>AEP-03264151600 AMERICAN ELECTRIC</b>		<b>28.94</b>	<b>28.16</b>	<b>23.72</b>		<b>80.82</b>
AEP-03303415503 KENTUCKY POWER CO LICK BRANCH	020618 030718		10,820.99			10,820.99
		11,100.75				11,100.75
<b>AEP-03303415503 KENTUCKY POWER CO</b>		<b>11,100.75</b>	<b>10,820.99</b>			<b>21,921.74</b>
AEP-03333380701 AMERICAN ELECTRIC P LICK BR	010818 020618 030718			86.22		86.22
		72.11	84.65			84.65
						72.11
<b>AEP-03333380701 AMERICAN ELECTRIC</b>		<b>72.11</b>	<b>84.65</b>	<b>86.22</b>		<b>242.98</b>
AEP-03433524133 AMERICAN ELECTRIC P ELI RD- MIDDLE FK RD	010518 020518 030818			627.18		627.18
		765.69	163.04			163.04
						765.69
<b>AEP-03433524133 AMERICAN ELECTRIC</b>		<b>765.69</b>	<b>163.04</b>	<b>627.18</b>		<b>1,555.91</b>
AEP-03456165400 AMERICAN ELECTRIC P	010918 020718 030818			212.09		212.09
		122.88	166.42			166.42
						122.88
<b>AEP-03456165400 AMERICAN ELECTRIC</b>		<b>122.88</b>	<b>166.42</b>	<b>212.09</b>		<b>501.39</b>
AEP-03569659000 AMERICAN ELECTRIC P	011118 020918 031218			233.53		233.53
		149.06	189.68			189.68
						149.06

**MARTIN COUNTY WATER DISTRICT**  
**Aged Payables**  
**As of Apr 1, 2018**

Filter Criteria includes: 1) Includes Drop Shipments. Report order is by ID. Report is printed in Detail Format.

Vendor ID Vendor Contact Telephone 1	Invoice/CM #	0 - 30	31 - 60	61 - 90	Over 90 days	Amount Due
<b>AEP-03569659000</b> <b>AMERICAN ELECTRIC</b>		<b>149.06</b>	<b>189.68</b>	<b>233.53</b>		<b>572.27</b>
AEP-03589545205 AMERICAN ELECTRIC P LITTLE BLACKLOG ROA	030618 030718	43.40 46.08				43.40 46.08
<b>AEP-03589545205</b> <b>AMERICAN ELECTRIC</b>		<b>89.48</b>				<b>89.48</b>
AEP-03593020211 AMERICAN ELECTRIC P BIG ELK PUMP STATIO	011018 020818 030918	263.31	321.55	315.68		315.68 321.55 263.31
<b>AEP-03593020211</b> <b>AMERICAN ELECTRIC</b>		<b>263.31</b>	<b>321.55</b>	<b>315.68</b>		<b>900.54</b>
AEP-03601264702 AMERICAN ELECTRIC P MAIN STREET	020618 030618 030718	28.68 29.63	27.50			27.50 28.68 29.63
<b>AEP-03601264702</b> <b>AMERICAN ELECTRIC</b>		<b>58.31</b>	<b>27.50</b>			<b>85.81</b>
AEP-03620331128 AMERICAN ELECTRIC P TC NEW RIVER STATIO	041116 020818 031218	381.04	4,752.63		-2,958.11	-2,958.11 4,752.63 381.04
<b>AEP-03620331128</b> <b>AMERICAN ELECTRIC</b>		<b>381.04</b>	<b>4,752.63</b>		<b>-2,958.11</b>	<b>2,175.56</b>
AEP-03646008916 AMERICAN ELECTRIC P BUCK CRK TANK	020718 030818	19.92	19.84			19.84 19.92
<b>AEP-03646008916</b> <b>AMERICAN ELECTRIC</b>		<b>19.92</b>	<b>19.84</b>			<b>39.76</b>

**MARTIN COUNTY WATER DISTRICT**  
**Aged Payables**  
**As of Apr 1, 2018**

Filter Criteria includes: 1) Includes Drop Shipments. Report order is by ID. Report is printed in Detail Format.

Vendor ID Vendor Contact Telephone 1	Invoice/CM #	0 - 30	31 - 60	61 - 90	Over 90 days	Amount Due
AEP-03661023014 AMERICAN ELECTRIC P	010218 030118		592.30	615.40		615.40 592.30
STORAGE TANK CANEY						
<b>AEP-03661023014 AMERICAN ELECTRIC</b>			<b>592.30</b>	<b>615.40</b>		<b>1,207.70</b>
AEP-03732420900 AMERICAN ELECTRIC P	030618 030718	28.68 43.12				28.68 43.12
LITTLE BLACKLOG ROA						
<b>AEP-03732420900 AMERICAN ELECTRIC</b>		<b>71.80</b>				<b>71.80</b>
AEP-03746011216 AMERICAN ELECTRIC P	010818 020618 030718	24.81	24.36	22.39		22.39 24.36 24.81
FLB-LIGHTS AT PLANT						
<b>AEP-03746011216 AMERICAN ELECTRIC</b>		<b>24.81</b>	<b>24.36</b>	<b>22.39</b>		<b>71.56</b>
AEP-03767125408 AMERICAN ELECTRIC P	010418 020518 030518	226.28	210.08	190.09		190.09 210.08 226.28
RT 3 S AIRPORT PUMP						
<b>AEP-03767125408 AMERICAN ELECTRIC</b>		<b>226.28</b>	<b>210.08</b>	<b>190.09</b>		<b>626.45</b>
AEP-03875011813 AMERICAN ELECTRIC P	010818 020618 030718	27.95	25.94	22.10		22.10 25.94 27.95
LBR-COLDWATER TAN						
<b>AEP-03875011813 AMERICAN ELECTRIC</b>		<b>27.95</b>	<b>25.94</b>	<b>22.10</b>		<b>75.99</b>
AEP-03909194403	010818			3,742.37		3,742.37

**MARTIN COUNTY WATER DISTRICT**  
**Aged Payables**  
**As of Apr 1, 2018**

Filter Criteria includes: 1) Includes Drop Shipments. Report order is by ID. Report is printed in Detail Format.

Vendor ID Vendor Contact Telephone 1	Invoice/CM #	0 - 30	31 - 60	61 - 90	Over 90 days	Amount Due
AMERICAN ELECTRIC P	020618		3,928.83			3,928.83
	030718	3,441.08				3,441.08
<b>AEP-03909194403</b>		<b>3,441.08</b>	<b>3,928.83</b>	<b>3,742.37</b>		<b>11,112.28</b>
<b>AMERICAN ELECTRIC</b>						
AEP-03923020212	011018			24.32		24.32
AMERICAN ELECTRIC P	020818		28.48			28.48
	030918	29.44				29.44
BIG ELK CREEK						
<b>AEP-03923020212</b>		<b>29.44</b>	<b>28.48</b>	<b>24.32</b>		<b>82.24</b>
<b>AMERICAN ELECTRIC</b>						
AEP-03956011211	010818			209.58		209.58
AMERICAN ELECTRIC P	020618		242.99			242.99
	030718	155.14				155.14
TC-PLANT OFFICE						
<b>AEP-03956011211</b>		<b>155.14</b>	<b>242.99</b>	<b>209.58</b>		<b>607.71</b>
<b>AMERICAN ELECTRIC</b>						
AEP-03998292506	011018			23.41		23.41
AMERICAN ELECTRIC P	020818		27.67			27.67
	030918	28.70				28.70
TURKEY CREEK ROAD						
<b>AEP-03998292506</b>		<b>28.70</b>	<b>27.67</b>	<b>23.41</b>		<b>79.78</b>
<b>AMERICAN ELECTRIC</b>						
ALLAMERICANFIREQU	22613				725.00	725.00
ALL AMERICAN FIRE E						
<b>ALLAMERICANFIREEQ</b>					<b>725.00</b>	<b>725.00</b>
<b>ALL AMERICAN FIRE E</b>						
ALLPUMPSSALES&SER	22608				3,361.98	3,361.98
ALL PUMPS SALES & S	22591				6,145.00	6,145.00
	22639				4,155.00	4,155.00
	22638				870.00	870.00
	22615				1,845.00	1,845.00
	22616				870.00	870.00

**MARTIN COUNTY WATER DISTRICT**  
**Aged Payables**  
**As of Apr 1, 2018**

Filter Criteria includes: 1) Includes Drop Shipments. Report order is by ID. Report is printed in Detail Format.

Vendor ID Vendor Contact Telephone 1	Invoice/CM #	0 - 30	31 - 60	61 - 90	Over 90 days	Amount Due
	22647				2,612.02	2,612.02
	22646				560.00	560.00
	22620				1,015.00	1,015.00
	22622				2,397.36	2,397.36
	22628				435.00	435.00
	22862			60.00		60.00
	22613			725.00		725.00
	22839			3,500.00		3,500.00
	22843			2,500.00		2,500.00
	22874			671.00		671.00
<b>ALLPUMPSSALES&amp;SE</b>				<b>7,456.00</b>	<b>24,266.36</b>	<b>31,722.36</b>
<b>ALL PUMPS SALES &amp; S</b>						
AMERICANWELDING&G SCOTT-GROSS CO., IN	05458229	148.95				148.95
<b>AMERICANWELDING&amp; SCOTT-GROSS CO., IN</b>		<b>148.95</b>				<b>148.95</b>
ANTHEM ANTHEM BS/BC	020130 020131	11,440.70 9,250.26				11,440.70 9,250.26
<b>ANTHEM ANTHEM BS/BC</b>		<b>20,690.96</b>				<b>20,690.96</b>
APPALACHIANSTATESA APPALACHIAN STATES	056835 057005 057181 057327 057458 057595 057735				2,803.25 1,425.00 2,154.25 1,539.25 1,507.00 1,802.50	2,803.25 1,425.00 2,154.25 1,539.25 1,507.00 1,802.50
<b>APPALACHIANSTATES APPALACHIAN STATES</b>		<b>1,922.25</b>	<b>3,309.50</b>		<b>7,921.75</b>	<b>13,153.50</b>
APPWIRELESS APPALACHIAN WIRELE	4015278	452.53				452.53
<b>APPWIRELESS APPALACHIAN WIRELE</b>		<b>452.53</b>				<b>452.53</b>

**MARTIN COUNTY WATER DISTRICT**  
**Aged Payables**  
**As of Apr 1, 2018**

Filter Criteria includes: 1) Includes Drop Shipments. Report order is by ID. Report is printed in Detail Format.

Vendor ID Vendor Contact Telephone 1	Invoice/CM #	0 - 30	31 - 60	61 - 90	Over 90 days	Amount Due
ARAMARK	50577122			410.04		410.04
ARAMARK	50606477		105.21			105.21
	50635545		100.35			100.35
	50664860		100.35			100.35
	50693919		100.35			100.35
	50723490	100.35				100.35
	50752511	101.16				101.16
	50781775	100.35				100.35
	000050810982	100.35				100.35
	50840951	115.52				115.52
	781653	6.15				6.15
<b>ARAMARK</b>		<b>523.88</b>	<b>406.26</b>	<b>410.04</b>		<b>1,340.18</b>
<b>ARAMARK</b>						
ASHLANDOFFICESUPP	782739-0				42.00	42.00
ASHLAND OFFICE SUP	785794-0				42.00	42.00
	797810-0	262.40				262.40
<b>ASHLANDOFFICESUPP</b>		<b>262.40</b>			<b>84.00</b>	<b>346.40</b>
<b>ASHLAND OFFICE SUP</b>						
BRENNTAG	BMS146309				2,490.75	2,490.75
BRENNTAG MID-SOUTH						
<b>BRENNTAG</b>					<b>2,490.75</b>	<b>2,490.75</b>
<b>BRENNTAG MID-SOUT</b>						
CDPENGINEERS,INC.	PR_08403		960.00			960.00
CDP ENGINEERS, INC.						
<b>CDPENGINEERS,INC.</b>			<b>960.00</b>			<b>960.00</b>
<b>CDP ENGINEERS, INC.</b>						
CHAFINS,ERIC	112117				325.00	325.00
ERIC CHAFINS	120317				65.00	65.00
	021618		195.00			195.00

# MARTIN COUNTY WATER DISTRICT

## Aged Payables

### As of Apr 1, 2018

Filter Criteria includes: 1) Includes Drop Shipments. Report order is by ID. Report is printed in Detail Format.

Vendor ID Vendor Contact Telephone 1	Invoice/CM #	0 - 30	31 - 60	61 - 90	Over 90 days	Amount Due
<b>CHAFINS,ERIC ERIC CHAFINS</b>			<b>195.00</b>		<b>390.00</b>	<b>585.00</b>
<hr/>						
CINTAS	4002658239				255.06	255.06
CINTAS	4002767712				255.06	255.06
04505	4002862001				255.06	255.06
	4002960683				255.06	255.06
	4003086802				256.21	256.21
	4003198832			256.21		256.21
	4003303596			256.21		256.21
	4003418185			256.21		256.21
<b>CINTAS CINTAS</b>				<b>768.63</b>	<b>1,276.45</b>	<b>2,045.08</b>
<hr/>						
CONSOLIDATEDPIPE	2860448-016-0				16.32	16.32
CONSOLIDATED PIPE &	2860460-000-0				1,395.00	1,395.00
	2860606-016-0				20.10	20.10
FLUTY LICK BR	2860614-000-0				1,577.36	1,577.36
	2860761-016-0				25.07	25.07
	2860836-000-0				295.00	295.00
	2860601-000-0				2,131.51	2,131.51
	2860880-000-0				346.34	346.34
	2860892-000-0				535.00	535.00
	2860942-013-0				20.92	20.92
	2861158-011-0				20.92	20.92
	2861378-011-0				62.50	62.50
	2861574-013-0				70.52	70.52
	2860367-000-0				2,325.04	2,325.04
	2860614-001-0				1,366.36	1,366.36
	2861742-015-0				70.52	70.52
	2861913-019-0				70.52	70.52
	2862044-013-0				125.88	125.88
	2870167-015-0				125.88	125.88
	2870307-019-0				125.88	125.88
	2870496-017-0				125.88	125.88
	2870616-015-0				125.88	125.88
	2870785-012-0				125.88	125.88
	2870949-017-0				125.88	125.88
	2871104-019-0				125.88	125.88
	2871371-018-0				125.88	125.88
	2871554-014-0				125.88	125.88
	2872010-016-0				125.88	125.88
	2872177-019-0				125.88	125.88
	2880221-017-0		125.88			125.88
	2880368-014-0		125.88			125.88
	2880552-020-0		125.88			125.88
<b>CONSOLIDATEDPIPE CONSOLIDATED PIPE &amp;</b>		<b>377.64</b>	<b>125.88</b>		<b>11,733.68</b>	<b>12,237.20</b>
<hr/>						

**MARTIN COUNTY WATER DISTRICT**  
**Aged Payables**  
**As of Apr 1, 2018**

Filter Criteria includes: 1) Includes Drop Shipments. Report order is by ID. Report is printed in Detail Format.

Vendor ID Vendor Contact Telephone 1	Invoice/CM #	0 - 30	31 - 60	61 - 90	Over 90 days	Amount Due
COUNTYCONCRETE	101016				1,750.00	1,750.00
COUNTY CONCRETE	839			926.00		926.00
<b>COUNTYCONCRETE</b>				<b>926.00</b>	<b>1,750.00</b>	<b>2,676.00</b>
<b>COUNTY CONCRETE</b>						
CUMBO,BRIAN	103116				375.00	375.00
BRIAN CUMBO, ATTOR	103116-2				312.50	312.50
	113016				397.95	397.95
	123116				562.50	562.50
	013117				125.00	125.00
	013117-2				37.50	37.50
	013117-3				62.50	62.50
	JAN17				392.60	392.60
	022817				4,082.96	4,082.96
	033117				199.95	199.95
	043017				250.00	250.00
	043017a				25.00	25.00
	053117				112.50	112.50
	053117a				1,742.36	1,742.36
	063017				1,209.77	1,209.77
	4004-11				62.50	62.50
	073117				391.05	391.05
	093017				200.00	200.00
	093017a				537.50	537.50
	103117				2,596.15	2,596.15
	103117a				50.00	50.00
	113017				111.90	111.90
	113017a				412.50	412.50
	113017b				187.50	187.50
	010118			300.00		300.00
	0101181			437.50		437.50
	0101182			241.25		241.25
	0101183			187.50		187.50
	013118		765.55			765.55
	0131181		25.00			25.00
	0131182		2,996.60			2,996.60
	0131183		50.00			50.00
	022818		50.00			50.00
	0228171		4,996.25			4,996.25
	0228182		687.50			687.50
	0228183		625.00			625.00
	0228184		637.50			637.50
	0228185		300.00			300.00
	033118	1,097.35				1,097.35
	0331181	62.50				62.50
	0331182	347.35				347.35
	0331183	75.00				75.00
	0331184	1,062.50				1,062.50
<b>CUMBO,BRIAN</b>		<b>2,644.70</b>	<b>11,133.40</b>	<b>1,166.25</b>	<b>14,437.19</b>	<b>29,381.54</b>
<b>BRIAN CUMBO, ATTOR</b>						



**MARTIN COUNTY WATER DISTRICT**  
**Aged Payables**  
**As of Apr 1, 2018**

Filter Criteria includes: 1) Includes Drop Shipments. Report order is by ID. Report is printed in Detail Format.

Vendor ID Vendor Contact Telephone 1	Invoice/CM #	0 - 30	31 - 60	61 - 90	Over 90 days	Amount Due
DAVIS,PAUL PAUL DAVIS	895774 895775 895778 895780			300.00 225.00	300.00	300.00 300.00 300.00 225.00
<b>DAVIS,PAUL PAUL DAVIS</b>				<b>525.00</b>	<b>600.00</b>	<b>1,125.00</b>
DELONG,PAUL PAUL DELONG	10001359 10001382 10001404 10001422 10001436 10001455 10001473 10001493 10001507		55.00	55.00	55.00 55.00 55.00 55.00 55.00 55.00	55.00 55.00 55.00 55.00 55.00 55.00 55.00 55.00 60.00
<b>DELONG,PAUL PAUL DELONG</b>		<b>60.00</b>	<b>55.00</b>	<b>55.00</b>	<b>330.00</b>	<b>500.00</b>
EDGAR'STIRE EDGAR'S TIRES	117846 117849 959556 959569 242224				205.00 105.00 305.00 265.00 101.00	205.00 105.00 305.00 265.00 101.00
<b>EDGAR'STIRE EDGAR'S TIRES</b>					<b>981.00</b>	<b>981.00</b>
ELITEAGENCYINC THE ELITE AGENCY INC	1814			3,869.42		3,869.42
1-859-264-9400						
<b>ELITEAGENCYINC THE ELITE AGENCY IN</b>				<b>3,869.42</b>		<b>3,869.42</b>
ELLIOTTSUPPLY&GLAS ELLIOTT SUPPLY & GLA	022818		995.00			995.00
<b>ELLIOTTSUPPLY&amp;GLA ELLIOTT SUPPLY &amp; GL</b>			<b>995.00</b>			<b>995.00</b>

**MARTIN COUNTY WATER DISTRICT**  
**Aged Payables**  
**As of Apr 1, 2018**

Filter Criteria includes: 1) Includes Drop Shipments. Report order is by ID. Report is printed in Detail Format.

Vendor ID	Invoice/CM #	0 - 30	31 - 60	61 - 90	Over 90 days	Amount Due
Vendor						
Contact						
Telephone 1						
EVANS HARDWARE INC	10172588				83.23	83.23
EVANS HARDWARE, IN	10172766				32.87	32.87
	10172859				2.79	2.79
	10172964				35.99	35.99
	10173194				151.86	151.86
	10173253				129.99	129.99
	10173385				41.90	41.90
	10173481				20.98	20.98
	10174176				31.17	31.17
	10174299				276.06	276.06
	10174329				60.43	60.43
	10174663				17.89	17.89
	10174675				14.49	14.49
	10174819				30.96	30.96
	10174906				109.52	109.52
	10174942				125.26	125.26
	10175088				3.99	3.99
	10175360				19.16	19.16
	10175371				20.27	20.27
	10175619				6.99	6.99
	10175682				108.47	108.47
	10175851				20.68	20.68
	10175854				334.98	334.98
	10175970				1.39	1.39
	10176130				15.99	15.99
	10176325				10.99	10.99
	10176641				39.99	39.99
	10176784				26.27	26.27
	10176941				56.98	56.98
	10177064				589.97	589.97
	10177123				6.99	6.99
	10177126				57.96	57.96
	10177159				28.54	28.54
	10177160				44.99	44.99
	10177163				105.00	105.00
	10177211				150.45	150.45
	10177258				29.99	29.99
	10177304				269.28	269.28
	10177324				39.98	39.98
	10177893				83.46	83.46
	10177906				18.96	18.96
	10177996				756.53	756.53
	10178011				25.40	25.40
	10178042				66.95	66.95
	10178176				35.98	35.98
	10178364				134.99	134.99
	10178405				62.52	62.52
	10178530				95.12	95.12
	10178567				15.99	15.99
	10178678				71.58	71.58
	10178762				93.80	93.80
	10178778				287.47	287.47
	10178935				28.77	28.77
	10178951				67.73	67.73
	10179009				109.99	109.99
	10179010				39.98	39.98
	10179070				38.97	38.97
	10179098				7.18	7.18
	10179369				92.36	92.36

**MARTIN COUNTY WATER DISTRICT**  
**Aged Payables**  
**As of Apr 1, 2018**

Filter Criteria includes: 1) Includes Drop Shipments. Report order is by ID. Report is printed in Detail Format.

Vendor ID Vendor Contact Telephone 1	Invoice/CM #	0 - 30	31 - 60	61 - 90	Over 90 days	Amount Due
	10179563				64.18	64.18
	10179600				28.47	28.47
	10179636				101.74	101.74
	10179672				35.78	35.78
	10179709				16.99	16.99
	10179717				3.98	3.98
	10179731				52.19	52.19
	10179852				35.97	35.97
	10179974				51.59	51.59
	10179993				43.41	43.41
	10180032				45.75	45.75
	10180121				57.96	57.96
	10180129				308.87	308.87
	10180329				59.76	59.76
	10180332				69.90	69.90
	10180553				64.87	64.87
	10180685				70.35	70.35
	10180732				24.39	24.39
	10180751				3.96	3.96
	10180842				11.68	11.68
	10180923				18.13	18.13
	10180931				91.47	91.47
	10180934				3.96	3.96
	10181055				11.99	11.99
	10181087				377.95	377.95
	10181236				17.97	17.97
	10181243				29.81	29.81
	10181307				87.40	87.40
	10181333				39.95	39.95
	10181501				7.78	7.78
	10181646				105.73	105.73
	10181651				39.28	39.28
	10181672				21.98	21.98
	10181854				23.61	23.61
	10181867				53.91	53.91
	10181902				6.09	6.09
	10181916				206.62	206.62
	10182568				4.89	4.89
	10182887				46.96	46.96
	10183498				30.99	30.99
	10183528				127.84	127.84
	10183626				215.97	215.97
	10184291				14.58	14.58
	10184364				54.02	54.02
	10184498				401.71	401.71
	10184691				23.97	23.97
	10184753				10.58	10.58
	10184776				22.23	22.23
	10184791				226.14	226.14
	10184804				9.16	9.16
	10185134				124.29	124.29
	10185391				21.99	21.99
	10185438				62.99	62.99
	10185695				4.98	4.98
	10185716				79.90	79.90
	10185856				23.51	23.51
	10185949				54.99	54.99
	10186256				44.29	44.29
	10186263				11.38	11.38
	10186440				13.48	13.48
	10186690				11.94	11.94

## MARTIN COUNTY WATER DISTRICT

## Aged Payables

As of Apr 1, 2018

Filter Criteria includes: 1) Includes Drop Shipments. Report order is by ID. Report is printed in Detail Format.

Vendor ID Vendor Contact Telephone 1	Invoice/CM #	0 - 30	31 - 60	61 - 90	Over 90 days	Amount Due
	10186768				29.96	29.96
	10186780				21.98	21.98
	10186874				11.92	11.92
	10186907				4.49	4.49
	10187128				61.36	61.36
	10187292				453.54	453.54
	10187927				24.49	24.49
	10187943				149.99	149.99
	10188093				14.90	14.90
	10188119				87.23	87.23
	10188134				18.00	18.00
	10188199				60.94	60.94
	10188257				38.76	38.76
	10188354				13.17	13.17
	10188357				4.10	4.10
	10188543				19.63	19.63
	10188590				129.97	129.97
	10188666				373.62	373.62
	10188722				46.98	46.98
	10189191				90.14	90.14
	10189192				8.99	8.99
	10189234				8.58	8.58
	10189298				37.99	37.99
	10189340				6.98	6.98
	10189350				3.98	3.98
	10189384				189.99	189.99
	10189512				19.98	19.98
	10189624				9.79	9.79
	10189681				187.65	187.65
	10190014				304.96	304.96
	10190128				9.93	9.93
	10190145				265.98	265.98
	10190160				15.93	15.93
	10190626				41.99	41.99
	10190629				21.68	21.68
	10190639				23.95	23.95
	10190695				11.46	11.46
	10190937				181.70	181.70
	10190952				33.46	33.46
	10191095				19.99	19.99
	10191209				28.99	28.99
	10191248				41.97	41.97
	10191320				288.99	288.99
	10191447				69.17	69.17
	10191646				29.12	29.12
	10191660				103.16	103.16
	10191880				453.94	453.94
	10191959				35.00	35.00
	10192173				20.86	20.86
	10192723				3.07	3.07
	10192679				11.48	11.48
	10192857				2.50	2.50
	10192959				76.71	76.71
	10192978				4.69	4.69
	10193218				236.77	236.77
	10193275				27.09	27.09
	10193312				32.06	32.06
	10193313				107.88	107.88
	10193429				338.15	338.15
	10193433				25.98	25.98
	10193471				24.46	24.46

**MARTIN COUNTY WATER DISTRICT****Aged Payables****As of Apr 1, 2018**

Filter Criteria includes: 1) Includes Drop Shipments. Report order is by ID. Report is printed in Detail Format.

Vendor ID Vendor Contact Telephone 1	Invoice/CM #	0 - 30	31 - 60	61 - 90	Over 90 days	Amount Due
	10193451				28.56	28.56
	10193546				15.58	15.58
	10193450				64.62	64.62
	10193527				150.21	150.21
	10193532				21.48	21.48
	10193545				74.51	74.51
	10193676				18.96	18.96
	10193725				39.46	39.46
	10193872				187.00	187.00
	10193871				59.99	59.99
	10194034				11.99	11.99
	10194058				13.19	13.19
	10194189				15.99	15.99
	10194208				86.47	86.47
	10194263				66.46	66.46
	10194303				17.38	17.38
	10194390				94.95	94.95
	10194393				7.97	7.97
	10194743				69.45	69.45
	10194747				9.58	9.58
	10194945				48.98	48.98
	10195176				125.98	125.98
	10195616				5.99	5.99
	10196053				22.95	22.95
	10196127				69.90	69.90
	10196116				58.13	58.13
	10196137				1.69	1.69
	10196152				18.75	18.75
	10196230				79.90	79.90
	10196229				246.99	246.99
	10196243				124.23	124.23
	10196331				4.88	4.88
	10196630				140.96	140.96
	10197451				139.80	139.80
	10197667				29.89	29.89
	10197668				6.98	6.98
	10197695				17.99	17.99
	10197902				41.49	41.49
	10198058				102.44	102.44
	10198092				27.07	27.07
	10198159				27.96	27.96
	10198207				12.72	12.72
	10198414				16.27	16.27
	10198358				19.98	19.98
	10198474				45.90	45.90
	10198495				23.46	23.46
	10198513				433.43	433.43
	10198546				21.77	21.77
	10198664				189.99	189.99
	10198653				86.99	86.99
	10198789				15.98	15.98
	10198940				19.98	19.98
	10198876				-86.99	-86.99
	10198873				55.47	55.47
	10198887				63.46	63.46
	10199422				55.45	55.45
	10199520				37.52	37.52
	10199498				133.39	133.39
	10199546				17.94	17.94
	10199675				119.20	119.20
	10199952				63.89	63.89

**MARTIN COUNTY WATER DISTRICT****Aged Payables****As of Apr 1, 2018**

Filter Criteria includes: 1) Includes Drop Shipments. Report order is by ID. Report is printed in Detail Format.

Vendor ID Vendor Contact Telephone 1	Invoice/CM #	0 - 30	31 - 60	61 - 90	Over 90 days	Amount Due
	10200410				90.73	90.73
	10200412				25.12	25.12
	10200382				383.47	383.47
	10200423				19.98	19.98
	10200435				31.75	31.75
	10200759				36.91	36.91
	10201678				14.97	14.97
	10201683				12.99	12.99
	10201825				116.80	116.80
	10201995				502.88	502.88
	10202060				15.98	15.98
	10202135				11.99	11.99
	10201997				17.00	17.00
	10202311				67.83	67.83
	10202329				33.98	33.98
	10202455				47.97	47.97
	10202549				31.94	31.94
	10202793				329.79	329.79
	10202790				15.15	15.15
	10202907				82.99	82.99
	10203283				259.99	259.99
	10203433				74.17	74.17
	10203462				58.98	58.98
	10203601				191.80	191.80
	10203806				43.91	43.91
	10204138				21.45	21.45
	10204160				15.99	15.99
	10204164				9.50	9.50
	10204175				2.70	2.70
	10204432				69.90	69.90
	10204452				12.99	12.99
	10204486				329.79	329.79
	10205008				21.98	21.98
	10205004				89.41	89.41
	10204880				277.98	277.98
	10205053				62.96	62.96
	10205158				64.57	64.57
	10205247				50.94	50.94
	10205250				1.98	1.98
	10205317				219.79	219.79
	10205979				8.75	8.75
	10206039				177.20	177.20
	10206190				29.70	29.70
	10206267				189.99	189.99
	10206368				259.99	259.99
	10206766				13.17	13.17
	10207075				15.98	15.98
	10207204				217.26	217.26
	10207477				91.64	91.64
	10207385				121.72	121.72
	10207568				22.57	22.57
	10207547				23.78	23.78
	10207681				13.49	13.49
	10207761				7.95	7.95
	10207868				23.84	23.84
	10207977				24.99	24.99
	10208194				93.01	93.01
	10208226				277.84	277.84
	10208394				4.90	4.90
	10208748				40.05	40.05
	10208586				49.98	49.98

**MARTIN COUNTY WATER DISTRICT**  
**Aged Payables**  
**As of Apr 1, 2018**

Filter Criteria includes: 1) Includes Drop Shipments. Report order is by ID. Report is printed in Detail Format.

Vendor ID Vendor Contact Telephone 1	Invoice/CM #	0 - 30	31 - 60	61 - 90	Over 90 days	Amount Due
	10208919				189.99	189.99
	10209059				14.56	14.56
	10209360				16.47	16.47
	10209508				48.00	48.00
	10209516				15.48	15.48
	10209546				69.07	69.07
	10209597				7.29	7.29
	10209659				46.45	46.45
	10209666				37.88	37.88
	10209852				147.79	147.79
	10209718				36.23	36.23
	10209854				15.96	15.96
	10210449				9.45	9.45
	10210756				63.92	63.92
	10210702				6.99	6.99
	10210614				69.90	69.90
	10210968				7.99	7.99
	10211092				71.27	71.27
	10211132				159.99	159.99
	10211252				79.55	79.55
	10211338				31.98	31.98
	10211553				12.72	12.72
	10211401				37.83	37.83
	10211787				74.94	74.94
	10211860				31.97	31.97
	10211891				20.48	20.48
	10211975				46.97	46.97
	10212186				5.99	5.99
	10212306				7.47	7.47
	10212366				75.83	75.83
	10212707				25.46	25.46
	10212974				104.80	104.80
	10212990				10.49	10.49
	10213043				21.27	21.27
	10212932				269.98	269.98
	10213169				14.98	14.98
	10213090				9.99	9.99
	10213113				45.98	45.98
	10213175				22.97	22.97
	10213233				200.48	200.48
	10213580				5.88	5.88
	10213697				26.03	26.03
	10213627				21.47	21.47
	10214338				9.38	9.38
	10214247				4.19	4.19
	10214359				52.95	52.95
	10214545				35.98	35.98
	10214715				178.31	178.31
	10214876				23.92	23.92
	10215075				31.96	31.96
	10215058				195.28	195.28
	10215092				79.90	79.90
	10215010				493.98	493.98
	10215037				94.73	94.73
	10215106				35.97	35.97
	10215020				25.75	25.75
	10215176				28.97	28.97
	10215147				149.97	149.97
	10215177				140.20	140.20
	10215267				93.80	93.80
	10215276				176.96	176.96

MARTIN COUNTY WATER DISTRICT

Aged Payables  
As of Apr 1, 2018

Filter Criteria includes: 1) Includes Drop Shipments. Report order is by ID. Report is printed in Detail Format.

Vendor ID Vendor Contact Telephone 1	Invoice/CM #	0 - 30	31 - 60	61 - 90	Over 90 days	Amount Due
	10215348				399.70	399.70
	10215408				199.80	199.80
	10215445				154.34	154.34
	10215494				8.07	8.07
	10215484				77.98	77.98
	10215547				11.37	11.37
	10215631				225.49	225.49
	10215564				8.99	8.99
	10215577				33.44	33.44
	10215576				27.91	27.91
	10215649				10.49	10.49
	10215648				13.99	13.99
	10215667				17.25	17.25
	10215766				13.47	13.47
	10215641				62.99	62.99
	10215790				4.79	4.79
	10215795				1.00	1.00
	10215782				212.97	212.97
	10216076				38.97	38.97
	10216046				27.66	27.66
	10216073				26.97	26.97
	10216041				43.24	43.24
	10216114				5.06	5.06
	10216203				1,299.99	1,299.99
	10216123				37.56	37.56
	10216197				25.65	25.65
	10216223				11.48	11.48
	10216274				26.48	26.48
	10216317				290.23	290.23
	10216320				112.99	112.99
	10216429				11.98	11.98
	10216519				91.12	91.12
	10216599				14.89	14.89
	10216654				34.77	34.77
	10216745				41.64	41.64
	10216866				34.95	34.95
	10217018				109.99	109.99
	10217121				26.99	26.99
	10217109				56.93	56.93
	10217243				8.79	8.79
	10217732				72.97	72.97
	10217733				-21.86	-21.86
	10218036				111.88	111.88
	10218258				17.98	17.98
	10218193				31.96	31.96
	10218271				335.98	335.98
	10218297				49.99	49.99
	10218377				21.99	21.99
	10218327				39.99	39.99
	10218502				11.07	11.07
	10218501				39.16	39.16
	10218415				62.99	62.99
	10218461				16.99	16.99
	10218704				33.96	33.96
	10218825				125.02	125.02
	10218868				23.76	23.76
	10218878				59.99	59.99
	10218898				366.84	366.84
	10219028				193.79	193.79
	10218988				33.35	33.35
	10219228				4.20	4.20



**MARTIN COUNTY WATER DISTRICT**  
**Aged Payables**  
**As of Apr 1, 2018**

Filter Criteria includes: 1) Includes Drop Shipments. Report order is by ID. Report is printed in Detail Format.

Vendor ID Vendor Contact Telephone 1	Invoice/CM #	0 - 30	31 - 60	61 - 90	Over 90 days	Amount Due
	10219276				66.98	66.98
	10219312				18.98	18.98
	10219500				62.99	62.99
	10219398				13.57	13.57
	10219397				121.98	121.98
	10219460				49.99	49.99
	10219651				44.99	44.99
	10219889				76.92	76.92
	10219696				181.99	181.99
	10219868				49.99	49.99
	10219810				169.00	169.00
	10219823				29.97	29.97
	10219714				25.05	25.05
	10219700				14.76	14.76
	10219950				70.27	70.27
	10219936				119.99	119.99
	10219946				127.83	127.83
	10220076				30.64	30.64
	10220068				13.96	13.96
	10220098				312.91	312.91
	10220124				97.64	97.64
	10220156				16.98	16.98
	10220200				573.88	573.88
	10220217				7.29	7.29
	10220336				233.12	233.12
	10220331				81.99	81.99
	10220395				71.58	71.58
	10221239				16.88	16.88
	10221220				359.98	359.98
	10221409				22.96	22.96
	10221464				12.67	12.67
	10221478				26.96	26.96
	10221885				11.46	11.46
	10221891				11.88	11.88
	10221952				54.17	54.17
	10222192				22.36	22.36
	10222296				44.18	44.18
	10222323				14.94	14.94
	10222396				25.47	25.47
	10222385				9.99	9.99
	10222469				19.58	19.58
	10222532				61.59	61.59
	10222555				40.77	40.77
	10222597				50.07	50.07
	10222599				189.99	189.99
	10222681				214.95	214.95
	10223046				50.53	50.53
	10223400				259.99	259.99
	10223526				68.54	68.54
	10223424				68.51	68.51
	10223531				23.99	23.99
	10223626				949.99	949.99
	10223546				36.27	36.27
	10223746				41.28	41.28
	10223767				21.99	21.99
	10224587				29.24	29.24
	10224550				12.48	12.48
	10224643				7.56	7.56
	10224707				15.99	15.99
	10224733				41.09	41.09
	10224740				41.91	41.91

## MARTIN COUNTY WATER DISTRICT

## Aged Payables

As of Apr 1, 2018

Filter Criteria includes: 1) Includes Drop Shipments. Report order is by ID. Report is printed in Detail Format.

Vendor ID Vendor Contact Telephone 1	Invoice/CM #	0 - 30	31 - 60	61 - 90	Over 90 days	Amount Due
	10224856				525.46	525.46
	10225023				29.26	29.26
	10225152				62.82	62.82
	030916				42.78	42.78
	10225504				327.30	327.30
	10225585				96.45	96.45
	10225973				104.20	104.20
	10229822				14.97	14.97
	10230290				169.99	169.99
	10230299				9.49	9.49
	10230374				4.99	4.99
	10230372				113.01	113.01
	10230373				239.99	239.99
	10230777				68.25	68.25
	10231053				91.24	91.24
	10231061				239.99	239.99
	10231353				162.97	162.97
	10231655				54.61	54.61
	10231833				39.99	39.99
	10231864				26.97	26.97
	10231719				352.97	352.97
	10231963				25.98	25.98
	10232341				7.98	7.98
	10232337				23.31	23.31
	10232473				159.99	159.99
	10233961				48.57	48.57
	10234193				5.76	5.76
	10234106				201.88	201.88
	10234364				25.47	25.47
	10234258				13.78	13.78
	10234430				34.98	34.98
	10234981				33.96	33.96
	10234960				282.94	282.94
	10235138				220.16	220.16
	10235285				49.90	49.90
	10235505				270.92	270.92
	10235848				152.67	152.67
	10236102				64.46	64.46
	10236770				21.99	21.99
	10236674				648.30	648.30
	10237277				61.59	61.59
	10237415				16.99	16.99
	10237688				25.99	25.99
	10237740				882.15	882.15
	10237533				12.17	12.17
	10238355				18.98	18.98
	10239235				52.99	52.99
	10242299				16.98	16.98
	10242324				33.96	33.96
	10246721				837.07	837.07
	10247485				19.49	19.49
	10238987				26.67	26.67
	10250102				14.48	14.48
	10250999				837.07	837.07
	10253198				28.96	28.96
	10254820				115.41	115.41
	10256173				163.33	163.33
	10257193				17.67	17.67
	10259142				837.07	837.07
	10264812				3.49	3.49
	10265216				4.39	4.39

## MARTIN COUNTY WATER DISTRICT

## Aged Payables

As of Apr 1, 2018

Filter Criteria includes: 1) Includes Drop Shipments. Report order is by ID. Report is printed in Detail Format.

Vendor ID Vendor Contact Telephone 1	Invoice/CM #	0 - 30	31 - 60	61 - 90	Over 90 days	Amount Due
	10265588				300.69	300.69
	10265750				56.51	56.51
	10265852				289.99	289.99
	10254991				837.07	837.07
	10266604				19.98	19.98
	10266730				91.96	91.96
	10266788				34.45	34.45
	10266790				11.88	11.88
	10266823				35.97	35.97
	10266951				30.06	30.06
	10267177				395.88	395.88
	10267576				26.98	26.98
	10267725				330.50	330.50
	10267879				40.97	40.97
	10267837				111.44	111.44
	10267851				39.38	39.38
	10267846				103.33	103.33
	10268133				79.99	79.99
	10268166				798.43	798.43
	10268198				32.85	32.85
	10268187				24.35	24.35
	10268308				68.45	68.45
	10268555				28.99	28.99
	10268373				149.99	149.99
	10268377				-50.00	-50.00
	10268692				99.99	99.99
	10268728				85.45	85.45
	10269672				103.88	103.88
	10269956				149.99	149.99
	10269969				334.98	334.98
	10270419				14.87	14.87
	10270591				59.98	59.98
	10270590				5.99	5.99
	10271251				13.78	13.78
	10272285				19.98	19.98
	10272669				3.96	3.96
	1209-W				56.68	56.68
	10272884				316.88	316.88
	10273387				32.76	32.76
	10273366				64.80	64.80
	10273506				10.99	10.99
	10273867				137.61	137.61
	10273823				306.36	306.36
	10273852				3.38	3.38
	10273872				47.44	47.44
	10273906				259.99	259.99
	10273904				138.48	138.48
	10273966				3.95	3.95
	10274029				189.99	189.99
	10274617				12.99	12.99
	10278305				994.72	994.72
	051517				530.17	530.17
	051917				317.26	317.26
	051917a				351.24	351.24
	060217				26.44	26.44
	060717				43.38	43.38
	061217				373.29	373.29
	061317				469.85	469.85
	061617				759.62	759.62
	061917				803.66	803.66
	062817				1,290.26	1,290.26

**MARTIN COUNTY WATER DISTRICT**

**Aged Payables**

**As of Apr 1, 2018**

Filter Criteria includes: 1) Includes Drop Shipments. Report order is by ID. Report is printed in Detail Format.

Vendor ID Vendor Contact Telephone 1	Invoice/CM #	0 - 30	31 - 60	61 - 90	Over 90 days	Amount Due
	070517				259.99	259.99
	070817				414.08	414.08
	071017				464.03	464.03
	071117				469.57	469.57
	080717				2,187.94	2,187.94
	082317				59.96	59.96
	1114-K				1,148.81	1,148.81
	1114*-2				1,429.64	1,429.64
	1140-Z		3,761.34			3,761.34
	1140*		4,466.59			4,466.59
	1207-C	2,024.50				2,024.50
	1209-L	2,608.39				2,608.39
	1209-P	272.51				272.51
	1209-R	96.95				96.95
	1209-U	74.43				74.43
	1209-Z	35.95				35.95
	031218	54.18				54.18
	031418	35.98				35.98
	031518	26.78				26.78
	031618	22.27				22.27
	031918	226.41				226.41
	032018	12.99				12.99
	032118	90.51				90.51
	032218	751.21				751.21
	032318	589.44				589.44
	032618	96.88				96.88
	032718	96.88				96.88
	032818	25.47				25.47
	032918	98.47				98.47
	033018	97.07				97.07
<b>EVANSHARDWAREINC EVANS HARDWARE, IN</b>		<b>7,337.27</b>	<b>8,227.93</b>		<b>66,479.10</b>	<b>82,044.30</b>
FASTCHANGE	16591916				269.11	269.11
FAST CHANGE	16591911				41.98	41.98
	16592043				199.94	199.94
606-298-0764	16592091				77.96	77.96
	16592411				106.95	106.95
	16592756				592.84	592.84
	16592781				66.97	66.97
	16593050				107.14	107.14
	16593099				36.99	36.99
	16593267				59.98	59.98
	16593398				66.97	66.97
	16593531				380.82	380.82
	16593809				279.96	279.96
	16593903				174.92	174.92
	16594281				82.15	82.15
	16594348				61.99	61.99
	16594584				109.97	109.97
	16594595				58.97	58.97
	16594720				19.99	19.99
	16594949				59.98	59.98
	16595046				54.97	54.97
	16594967				79.90	79.90
	16595109				41.98	41.98
	16595428				63.98	63.98

MARTIN COUNTY WATER DISTRICT

Aged Payables  
As of Apr 1, 2018

Filter Criteria includes: 1) Includes Drop Shipments. Report order is by ID. Report is printed in Detail Format.

Vendor ID Vendor Contact Telephone 1	Invoice/CM #	0 - 30	31 - 60	61 - 90	Over 90 days	Amount Due
	16595800				14.99	14.99
	16595807				139.96	139.96
	16596422				80.97	80.97
	16596764				106.98	106.98
	16596965				197.11	197.11
	16597168				63.98	63.98
	16597363				48.97	48.97
	16597550				157.95	157.95
	16597756				81.41	81.41
	16598277				126.96	126.96
	16598546			12.99		12.99
	16598703			97.14		97.14
	16598824			85.14		85.14
	16598849			36.99		36.99
	16598860			102.97		102.97
<b>FASTCHANGE FAST CHANGE</b>				<b>335.23</b>	<b>4,115.69</b>	<b>4,450.92</b>
<b>GUTHRIESALES GUTHRIE SALES AND S</b>	37284				389.21	389.21
<b>GUTHRIESALES GUTHRIE SALES AND S</b>					<b>389.21</b>	<b>389.21</b>
<b>HIGHLANDCOMMUNICA HIGHLAND COMMUNIC</b>	55626 120215				55.00 55.00	55.00 55.00
<b>HIGHLANDCOMMUNIC HIGHLAND COMMUNIC</b>					<b>110.00</b>	<b>110.00</b>
<b>HINKLEBLACKTOP HINKLE BLACKTOP LLC</b>	102878 102916 1431 0600 1611 1561 1598 1562 1711 1846 1845 1982 2199 2252 2356 2499				650.00 175.00 175.00 350.00 375.00 65.00 65.00 175.00 175.00 900.00 175.00 175.00 175.00 175.00 9.10 175.00 175.00	650.00 175.00 175.00 350.00 375.00 65.00 65.00 175.00 175.00 900.00 175.00 175.00 175.00 175.00 9.10 175.00 175.00

MARTIN COUNTY WATER DISTRICT

Aged Payables  
As of Apr 1, 2018

Filter Criteria includes: 1) Includes Drop Shipments. Report order is by ID. Report is printed in Detail Format.

Vendor ID Vendor Contact Telephone 1	Invoice/CM #	0 - 30	31 - 60	61 - 90	Over 90 days	Amount Due
	2637				175.00	175.00
	2777				175.00	175.00
	103495				500.00	500.00
	2923				175.00	175.00
	3189			175.00		175.00
	3324		175.00			175.00
	3467	175.00				175.00
	103635	675.00				675.00
<b>HINKLEBLACKTOP HINKLE BLACKTOP LL</b>		<b>850.00</b>	<b>175.00</b>	<b>175.00</b>	<b>5,014.10</b>	<b>6,214.10</b>
<b>HOLBROOKIMPLEMENT HOLBROOK IMPLEMEN</b>	51772				793.97	793.97
<b>HOLBROOKIMPLEMEN HOLBROOK IMPLEMEN</b>					793.97	793.97
<b>HOWELLSHVAC HOWELLS HVAC</b>	1156-3177 2363-7281 2363-7282 032118				1,175.44 232.54 1,758.87 818.58	1,175.44 232.54 1,758.87 818.58
<b>HOWELLSHVAC HOWELLS HVAC</b>		<b>818.58</b>			<b>3,166.85</b>	<b>3,985.43</b>
<b>HOWELLSRECYCLING HOWELL'S RECYCLING</b>	695044 0842253 0842254 0842255 695045 0842256 0842257 0842258 0842259 0842260 0842272 0842284 117251 117252 117254 117253 117255 117256				1,500.00 200.00 200.00 200.00 375.00 200.00 350.00 350.00 350.00 200.00 300.00 900.00 800.00 250.00 350.00 550.00 3,750.00 3,300.00	1,500.00 200.00 200.00 200.00 375.00 200.00 350.00 350.00 350.00 200.00 300.00 900.00 800.00 250.00 350.00 550.00 3,750.00 3,300.00
<b>HOWELLSRECYCLING HOWELL'S RECYCLING</b>			<b>3,300.00</b>	<b>4,300.00</b>	<b>6,525.00</b>	<b>14,125.00</b>

**MARTIN COUNTY WATER DISTRICT**  
**Aged Payables**  
**As of Apr 1, 2018**

Filter Criteria includes: 1) Includes Drop Shipments. Report order is by ID. Report is printed in Detail Format.

Vendor ID Vendor Contact Telephone 1	Invoice/CM #	0 - 30	31 - 60	61 - 90	Over 90 days	Amount Due
INEZAUTOMOTIVESUP INEZ AUTOMOTIVE SUP	123449 123465				60.00 109.95	60.00 109.95
INEZAUTOMOTIVESUP INEZ AUTOMOTIVE SUP					169.95	169.95
IPC IPC	702572				38.00	38.00
IPC IPC					38.00	38.00
JHTOMBLINFENCECO JH TOMBLIN FENCE CO	07172017				422.00	422.00
JHTOMBLINFENCECO JH TOMBLIN FENCE CO					422.00	422.00
JJKELLER J.J. KELLER & ASSOCIA	9101465880				40.00	40.00
JJKELLER J.J. KELLER & ASSOCI					40.00	40.00
KIRK,RICHARD RICHARD KIRK	110317 112417				1,100.00 600.00	1,100.00 600.00
KIRK,RICHARD RICHARD KIRK					1,700.00	1,700.00
KIRKLAWNSERVICE KIRK LAWN SERVICE	SEPT-OCT 201				100.00	100.00

**MARTIN COUNTY WATER DISTRICT**  
**Aged Payables**  
**As of Apr 1, 2018**

Filter Criteria includes: 1) Includes Drop Shipments. Report order is by ID. Report is printed in Detail Format.

Vendor ID Vendor Contact Telephone 1	Invoice/CM #	0 - 30	31 - 60	61 - 90	Over 90 days	Amount Due
KIRKLAWNSERVICE KIRK LAWN SERVICE					100.00	100.00
KYRURALWATERASSO KENTUCKY RURAL WA	17185				1,700.00	1,700.00
KYRURALWATERASSO KENTUCKY RURAL WA					1,700.00	1,700.00
KYTEKS KYTEKS	326 375				55.00 100.00	55.00 100.00
KYTEKS KYTEKS					155.00	155.00
KYUNDERGROUNDPRO KY UNDERGROUND PR	200627355 200627679 200627998 200628326 200628653 200628980 200629314 200629650 200629985 200630319 200630655 200630985 200631307 200631648 200631984 200632318 200632658 200633008 200633352 200633695 200634036 200634387 200634730 200635075 200635421 200635762 200636106 200636446				64.00 51.20 44.80 83.20 104.00 57.60 68.80 72.00 62.40 115.20 68.80 104.00 57.60 30.40 36.80 52.80 70.40 78.40 104.00 60.80 72.00 59.20 33.60 54.40 40.00	64.00 51.20 44.80 83.20 104.00 57.60 68.80 72.00 62.40 115.20 68.80 104.00 57.60 30.40 36.80 52.80 70.40 78.40 104.00 60.80 72.00 59.20 33.60 54.40 40.00
		19.50	93.00	27.20		93.00
KYUNDERGROUNDPRO		19.50	93.00	27.20	1,646.40	1,786.10



**MARTIN COUNTY WATER DISTRICT**  
**Aged Payables**  
**As of Apr 1, 2018**

Filter Criteria includes: 1) Includes Drop Shipments. Report order is by ID. Report is printed in Detail Format.

Vendor ID Vendor Contact Telephone 1	Invoice/CM #	0 - 30	31 - 60	61 - 90	Over 90 days	Amount Due
<b>KY UNDERGROUND PR</b>						
LINDAFSUMPTERCPAP	2014-951				3,500.00	3,500.00
LINDA F. SUMPTER, CP	2014-1052				3,500.00	3,500.00
	2014-1124				3,500.00	3,500.00
	2014-1186				3,500.00	3,500.00
	2015-0048				3,500.00	3,500.00
	2015-0279				3,500.00	3,500.00
	2015-0529				3,500.00	3,500.00
	2015-0700				3,500.00	3,500.00
	2015-0780				3,500.00	3,500.00
	2015-0906				3,500.00	3,500.00
	2015-1074				3,500.00	3,500.00
	2015-1169				3,500.00	3,500.00
	2015-1242				3,500.00	3,500.00
	2015-1313				3,500.00	3,500.00
	2015-1336				3,500.00	3,500.00
	2016-0004				3,500.00	3,500.00
	2016-0373				3,500.00	3,500.00
	2016-0602				3,500.00	3,500.00
	2016-0638				3,500.00	3,500.00
	2016-0761				3,500.00	3,500.00
	2016-0833				3,500.00	3,500.00
	2016-0909				3,500.00	3,500.00
	2016-0989				3,500.00	3,500.00
	2016-1090				3,500.00	3,500.00
	2016-1171				3,500.00	3,500.00
	2016-1243				3,500.00	3,500.00
	2016-1306				3,500.00	3,500.00
	2017-0197				3,500.00	3,500.00
	2017-0392				3,500.00	3,500.00
	2017-0564				3,500.00	3,500.00
	2017-0651				3,500.00	3,500.00
	2017-0732				3,500.00	3,500.00
	2017-0806				3,500.00	3,500.00
	2017-0878				3,500.00	3,500.00
	2017-0964				3,500.00	3,500.00
	2017-1030				3,500.00	3,500.00
	2017-1146				3,500.00	3,500.00
	2017-1211				3,500.00	3,500.00
	2017-1230				3,500.00	3,500.00
	2018-0071		3,500.00			3,500.00
	2018-0408		3,500.00			3,500.00
	2018-0426	3,500.00				3,500.00
<b>LINDAFSUMPTERCPAP</b>		<b>3,500.00</b>	<b>7,000.00</b>		<b>136,500.00</b>	<b>147,000.00</b>
<b>LINDA F. SUMPTER, CP</b>						
MARCOMINESUPPLYIN	000010221				1,371.25	1,371.25
MARCO MINE SUPPLY I	000013277				11.62	11.62
<b>MARCOMINESUPPLYIN</b>					<b>1,382.87</b>	<b>1,382.87</b>

**MARTIN COUNTY WATER DISTRICT**  
**Aged Payables**  
**As of Apr 1, 2018**

Filter Criteria includes: 1) Includes Drop Shipments. Report order is by ID. Report is printed in Detail Format.

Vendor ID Vendor Contact Telephone 1	Invoice/CM #	0 - 30	31 - 60	61 - 90	Over 90 days	Amount Due
<b>MARCO MINE SUPPLY I</b>						
MCCOYTREESERVICE McCOY'S TREE SERVIC	20171101-02				600.00	600.00
MCCOYTREESERVICE McCOY'S TREE SERVIC					600.00	600.00
MCS D - 9-00706 MARTIN COUNTY SANIT	060116 070116 080116 090116 100116 110116 120116 010117 022017 032017 042017 052017 062017 072017 082017 092017 102017 112017 122017 012018 022018 032018				170.79 81.68	170.79 81.68
MCS D - 9-00706 MARTIN COUNTY SANI		81.68	81.68	81.68	1,641.03	1,886.07
MOORE,CANDY CANDY MOORE	110516				450.00	450.00
MOORE,CANDY CANDY MOORE					450.00	450.00
MOORE,CHARLIE CHARLIE MOORE	10891	146.83				146.83

**MARTIN COUNTY WATER DISTRICT**  
**Aged Payables**  
**As of Apr 1, 2018**

Filter Criteria includes: 1) Includes Drop Shipments. Report order is by ID. Report is printed in Detail Format.

Vendor ID Vendor Contact Telephone 1	Invoice/CM #	0 - 30	31 - 60	61 - 90	Over 90 days	Amount Due
<b>MOORE, CHARLIE</b> <b>CHARLIE MOORE</b>		<b>146.83</b>				<b>146.83</b>
NORFOLKSOUTHERN RAILROAD MANAGEME	90216568 90394135				30.00 25.00	30.00 25.00
<b>NORFOLKSOUTHERN</b> <b>RAILROAD MANAGEME</b>					<b>55.00</b>	<b>55.00</b>
PAINTSVILLEUTILITIES PAINTSVILLE UTILITIES	112817 011518 021518 031518 032718		97.21	101.61	89.42	89.42 101.61 97.21 81.77 46.16
<b>PAINTSVILLEUTILITIES</b> <b>PAINTSVILLE UTILITIES</b>		<b>127.93</b>	<b>97.21</b>	<b>101.61</b>	<b>89.42</b>	<b>416.17</b>
POCAHONTASDEV POCAHONTAS DEVLOP	052416				25.00	25.00
<b>POCAHONTASDEV</b> <b>POCAHONTAS DEVLOP</b>					<b>25.00</b>	<b>25.00</b>
PRESTONSBURGCITYU PRESTONSBURG CITY	12312017 1312018 2282018 033118		44,291.00 26,512.50	6,754.50		6,754.50 44,291.00 26,512.50 5,936.25
<b>PRESTONSBURGCITYU</b> <b>PRESTONSBURG CITY</b>		<b>5,936.25</b>	<b>70,803.50</b>	<b>6,754.50</b>		<b>83,494.25</b>
QUILLCORPORATION QUILL CORPORATION	8559250 8562485 8625392				4.69 425.03 32.01	4.69 425.03 32.01
<b>QUILLCORPORATION</b> <b>QUILL CORPORATION</b>					<b>461.73</b>	<b>461.73</b>

MARTIN COUNTY WATER DISTRICT

Aged Payables  
As of Apr 1, 2018

Filter Criteria includes: 1) Includes Drop Shipments. Report order is by ID. Report is printed in Detail Format.

Vendor ID	Invoice/CM #	0 - 30	31 - 60	61 - 90	Over 90 days	Amount Due
R&JBUILDINGSUPPLY	B5833				5.76	5.76
R & J BUILDING SUPPL	A15514				106.79	106.79
	A5532				38.94	38.94
	A5961				19.98	19.98
	A6660				65.99	65.99
	A6693				23.45	23.45
	C3271				23.97	23.97
	B10232				46.45	46.45
	C3324				14.09	14.09
	A6839				43.73	43.73
	C3335				29.97	29.97
	B10370				26.96	26.96
	A6999				112.99	112.99
	A7364				165.99	165.99
	B10955				7.99	7.99
	B11005				303.59	303.59
	A7575				77.97	77.97
	A7957				149.86	149.86
	B11879				31.96	31.96
	A8243				47.86	47.86
	B11990				44.49	44.49
	C3880				15.98	15.98
	FCH6297				11.83	11.83
	A8849				836.98	836.98
	B13357				51.98	51.98
	A9723				189.99	189.99
	B13609				12.99	12.99
	FCH7017				17.35	17.35
	C4570				18.99	18.99
	B13702				13.53	13.53
	A10158				149.99	149.99
	A10165				136.29	136.29
	B14078				28.47	28.47
	B14216				18.17	18.17
	A10460				23.45	23.45
	A10514				262.44	262.44
	A10556				7.38	7.38
	B14671				39.95	39.95
	C5055				85.97	85.97
	B14693				257.99	257.99
	B14826				45.99	45.99
	B14894				18.45	18.45
	B14936				165.97	165.97
	C5265				149.99	149.99
	FCH7815				33.73	33.73
	A10929				14.76	14.76
	B15702				14.36	14.36
	A11467				11.97	11.97
	C5962				137.99	137.99
	FCH8594				55.08	55.08
	C6116				11.67	11.67
	B16348				23.45	23.45
	A11839				-817.99	-817.99
	B16708				590.94	590.94
	A12100				54.02	54.02
	B17149				39.95	39.95
	FCG9508				57.77	57.77

**MARTIN COUNTY WATER DISTRICT**  
**Aged Payables**  
**As of Apr 1, 2018**

Filter Criteria includes: 1) Includes Drop Shipments. Report order is by ID. Report is printed in Detail Format.

Vendor ID Vendor Contact Telephone 1	Invoice/CM #	0 - 30	31 - 60	61 - 90	Over 90 days	Amount Due
	B17426				59.90	59.90
	A12883				144.76	144.76
	B17752				203.05	203.05
	B17777				7.38	7.38
	C6959				46.49	46.49
	C6977				23.97	23.97
	B17839				119.80	119.80
	C7007				57.78	57.78
	C7109				137.99	137.99
	FCH10262				56.30	56.30
	A13420				137.99	137.99
	A13719				334.89	334.89
	B19258				65.99	65.99
	B19257				1,900.65	1,900.65
	FCH11004				68.31	68.31
	FCH11778				104.91	104.91
	FCH12475				104.91	104.91
	FCH13146				104.91	104.91
	FCH13728				104.91	104.91
	FCH14442				104.91	104.91
	FCH15181				104.91	104.91
	FCH15913				104.91	104.91
	FCH16695				104.91	104.91
	FCH17459				104.91	104.91
	FCH18310				104.91	104.91
	FCH19094				104.91	104.91
	FCH19883				104.91	104.91
	FCH20554				104.91	104.91
	FCH21139			104.91		104.91
	FCH21889		104.91			104.91
	FCH22974	104.91				104.91
<b>R&amp;JBUILDINGSUPPLY</b>		<b>104.91</b>	<b>104.91</b>	<b>104.91</b>	<b>8,905.68</b>	<b>9,220.41</b>
<b>R &amp; J BUILDING SUPPL</b>						
SERVICEPUMP&SUPPL	SO-000000626				1,263.66	1,263.66
SERVICE PUMP & SUPP	CI-0000007157		2,874.11			2,874.11
	SO-6769-DU		1,754.43			1,754.43
	CI-0000007423	666.00				666.00
	CI-0000007513	2,719.50				2,719.50
	CI-0000008276	666.00				666.00
<b>SERVICEPUMP&amp;SUPPL</b>		<b>4,051.50</b>	<b>4,628.54</b>		<b>1,263.66</b>	<b>9,943.70</b>
<b>SERVICE PUMP &amp; SUP</b>						
SOLESELECTRIC	0061471				6,500.00	6,500.00
SOLES ELECTRIC OF H	0061571			14,000.00		14,000.00
	0062077		2,215.00			2,215.00
<b>SOLESELECTRIC</b>			<b>2,215.00</b>	<b>14,000.00</b>	<b>6,500.00</b>	<b>22,715.00</b>
<b>SOLES ELECTRIC OF H</b>						

**MARTIN COUNTY WATER DISTRICT**  
**Aged Payables**  
**As of Apr 1, 2018**

Filter Criteria includes: 1) Includes Drop Shipments. Report order is by ID. Report is printed in Detail Format.

Vendor ID Vendor Contact Telephone 1	Invoice/CM #	0 - 30	31 - 60	61 - 90	Over 90 days	Amount Due
STATE ELECTRIC STATE ELECTRIC SUPP	11802649-00				121.20	121.20
STATE ELECTRIC STATE ELECTRIC SUPP					121.20	121.20
SUDDENLINK-401(PLAN SUDDENLINK	031818	91.90				91.90
SUDDENLINK-401(PLA SUDDENLINK		91.90				91.90
SUDDENLINK-901(OFFI SUDDENLINK	031518	213.56				213.56
SUDDENLINK-901(OFFI SUDDENLINK		213.56				213.56
SUDDENLINK-901(PLAN SUDDENLINK	031818	245.29				245.29
SUDDENLINK-901(PLA SUDDENLINK		245.29				245.29
TECH2000INC TECH 2000, INC.	16662347 16672347 16684347 16757347 16785353 16821364 16822364 16857364 16862366 16894368 16909368				428.96 939.00 359.00 159.00 919.00 600.00 632.98 408.99 1,800.00 780.00 162.50	428.96 939.00 359.00 159.00 919.00 600.00 632.98 408.99 1,800.00 780.00 162.50
TECH2000INC TECH 2000, INC.		162.50	2,580.00	408.99	4,037.94	7,189.43

**MARTIN COUNTY WATER DISTRICT**  
**Aged Payables**  
**As of Apr 1, 2018**

Filter Criteria includes: 1) Includes Drop Shipments. Report order is by ID. Report is printed in Detail Format.

Vendor ID	Invoice/CM #	0 - 30	31 - 60	61 - 90	Over 90 days	Amount Due
THECHAPMANPRINTIN THE CHAPMAN PRINTIN	159549		889.20			889.20
THECHAPMANPRINTIN THE CHAPMAN PRINTI			889.20			889.20
THECITHORNBURGOI THE C. I. THORNBURG	S1712745.1 S17125974.1 S1713305.1 S1713306.2 S1714379.1 S1714266.1 S1714732.1 S1713307.1 S1713307.2 S1715184.1 S1712591.1 S1715607.1 S1713306.3 S1715647.1 S1714917.1 S1716434.1 S1716657.1 S1717922.1 S1719011.1 S1718783.1 S1718783.2 S1719796.1 S1721389.1 S1721102.1 S1720336.1 S1721604.1 S1722487.1 S1722375.1 S1721919.1 S1721604.2 S1721102.2 S1723347.3 S1719726.1 S10001012.00 S100006269.00 S100001008.00 S100011076.00 S100014494.00 S100014494.00 S100020945.00 S100034792.00 S100037082.00 S100040757.00 011118 S100041844.00				1,598.69 380.00 9.66 269.00 155.00 3,120.00 1,729.50 3,054.00 404.72 3,520.00 2,271.00 5,894.20 359.66 3,640.00 1,329.36 1,126.80 6,275.40 3,509.80 480.00 3,293.90 2,932.00 3,361.60 550.00 4,038.90 7,109.75 1,563.98 194.00 217.21 3,997.60 168.00 1,470.00 -200.00 2,780.00 62.00 817.00 1,875.00 1,500.00 650.46 223.00 223.28 21.00 1,700.73	1,598.69 380.00 9.66 269.00 155.00 3,120.00 1,729.50 3,054.00 404.72 3,520.00 2,271.00 5,894.20 359.66 3,640.00 1,329.36 1,126.80 6,275.40 3,509.80 480.00 3,293.90 2,932.00 3,361.60 550.00 4,038.90 7,109.75 1,563.98 194.00 217.21 3,997.60 168.00 1,470.00 -200.00 2,780.00 62.00 817.00 1,875.00 1,500.00 650.46 223.00 223.28 21.00 1,700.73
			1,023.38			1,023.38
			51.55			51.55
			2,630.00			2,630.00

**MARTIN COUNTY WATER DISTRICT**  
**Aged Payables**  
**As of Apr 1, 2018**

Filter Criteria includes: 1) Includes Drop Shipments. Report order is by ID. Report is printed in Detail Format.

Vendor ID Vendor Contact Telephone 1	Invoice/CM #	0 - 30	31 - 60	61 - 90	Over 90 days	Amount Due
	011518		5.00			5.00
	S100042137.00		3,359.50			3,359.50
	S100040452.00		794.00			794.00
	S100042972.00		-1,241.09			-1,241.09
	S100037485.00		440.00			440.00
	S100043489.00		125.00			125.00
	S100029763.00		-1,000.00			-1,000.00
	S100043489.00		-125.00			-125.00
	S100044636		176.17			176.17
	S100042824.00		1,545.00			1,545.00
	S100044201.00		20.00			20.00
	S100044636.00		176.17			176.17
	S100045931		1,158.77			1,158.77
	S100045762.00	-350.00				-350.00
	S100047362.00	-175.04				-175.04
<b>THECITHORNBURGOI THE C. I. THORNBURG</b>		<b>-525.04</b>	<b>9,138.45</b>		<b>77,676.20</b>	<b>86,289.61</b>
<b>THEHOMECITYICECO THE HOME CITY INCE C</b>	RENT0822 3869161310				202.00 197.00	202.00 197.00
<b>THEHOMECITYICECO THE HOME CITY INCE C</b>					<b>399.00</b>	<b>399.00</b>
<b>UNITEDSYSTEMS UNITED SYSTEMS&amp; SO</b>	60018				3,020.00	3,020.00
<b>UNITEDSYSTEMS UNITED SYSTEMS&amp; SO</b>					<b>3,020.00</b>	<b>3,020.00</b>
<b>UNIVERSALLICENSING UNIVERSAL LICENSING</b>	116520				471.38	471.38
<b>UNIVERSALLICENSING UNIVERSAL LICENSING</b>					<b>471.38</b>	<b>471.38</b>
<b>USABBLUEBOOK USA BLUE BOOK</b>	420455 453315 011218 463685 464280		199.38 1,373.57 52.12 636.88		151.80	151.80 199.38 1,373.57 52.12 636.88



**MARTIN COUNTY WATER DISTRICT**  
**Aged Payables**  
**As of Apr 1, 2018**

Filter Criteria includes: 1) Includes Drop Shipments. Report order is by ID. Report is printed in Detail Format.

Vendor ID	Invoice/CM #	0 - 30	31 - 60	61 - 90	Over 90 days	Amount Due
Vendor Contact Telephone 1						
<b>USABUEBOOK</b>			<b>2,261.95</b>		<b>151.80</b>	<b>2,413.75</b>
<b>USA BLUE BOOK</b>						
VERMEER	20084458				36.00	36.00
VERMEER HEARTLAND	17110003			1.24		1.24
	17120007			1.24		1.24
	08010004		1.24			1.24
<b>VERMEER</b>			<b>1.24</b>	<b>2.48</b>	<b>36.00</b>	<b>39.72</b>
<b>VERMEER HEARTLAND</b>						
WALKERCOMMUNICATI	10950				89.00	89.00
WALKER COMMUNICAT	11010				89.00	89.00
	11096				89.00	89.00
	11133				89.00	89.00
	11204				89.00	89.00
	11287				89.00	89.00
	11334				89.00	89.00
	11604				979.00	979.00
<b>WALKERCOMMUNICAT</b>					<b>1,602.00</b>	<b>1,602.00</b>
<b>WALKER COMMUNICA</b>						
WARFIELDSHOPRITE	031817				12.00	12.00
WARFIELD SHOPRITE I						
<b>WARFIELDSHOPRITE</b>					<b>12.00</b>	<b>12.00</b>
<b>WARFIELD SHOPRITE I</b>						
WHAYNESUPPLY	R4032301				2,623.50	2,623.50
WHAYNE SUPPLY COM	INV00018402				-156.54	-156.54
	INV00069261				2,609.00	2,609.00
	INV00069256				2,573.90	2,573.90
<b>WHAYNESUPPLY</b>					<b>7,649.86</b>	<b>7,649.86</b>
<b>WHAYNE SUPPLY COM</b>						
WILDCAT TIRE	1806				862.85	862.85
WILDCAT AUTOMOTIVE	1807				415.26	415.26
	1882				127.95	127.95
606-534-4020	100116				-400.00	-400.00

**MARTIN COUNTY WATER DISTRICT**  
**Aged Payables**  
**As of Apr 1, 2018**

Filter Criteria includes: 1) Includes Drop Shipments. Report order is by ID. Report is printed in Detail Format.

Vendor ID	Invoice/CM #	0 - 30	31 - 60	61 - 90	Over 90 days	Amount Due
<b>Vendor</b>						
<b>Contact</b>						
<b>Telephone 1</b>						
<b>WILDCAT TIRE</b>					<b>1,006.06</b>	<b>1,006.06</b>
<b>WILDCAT AUTOMOTIVE</b>						
WILDCATAUTO&SERVI	1806	902.62				902.62
WILDCAT AUTOMOTIVE	1807	433.88				433.88
	2768	94.35				94.35
<b>WILDCATAUTO&amp;SERVI</b>		<b>1,430.85</b>				<b>1,430.85</b>
<b>WILDCAT AUTOMOTIVE</b>						
WILSONEQUIPMENTCO	113015LC				55.89	55.89
WILSON EQUIPMENT C	LC123115				55.89	55.89
	LC013116				55.89	55.89
874-8036	022916				55.89	55.89
	033116LC				55.89	55.89
	043016LC				55.89	55.89
	053116LC				25.89	25.89
	063016LC				25.89	25.89
	073116LC				25.89	25.89
<b>WILSONEQUIPMENTCO</b>					<b>413.01</b>	<b>413.01</b>
<b>WILSON EQUIPMENT C</b>						
WVAELECTRIC	S1677408.001				52.10	52.10
W.VA. ELECTRIC SUPP	S1710005.001				415.50	415.50
	S1710005				440.43	440.43
<b>WVAELECTRIC</b>					<b>908.03</b>	<b>908.03</b>
<b>W.VA. ELECTRIC SUPP</b>						
XYLEM	400565628				12,318.40	12,318.40
XYLEM DEWATERING S	400572779				12,772.80	12,772.80
	400580335				12,772.80	12,772.80
	400590113				375.00	375.00
	400595623				4,257.60	4,257.60
<b>XYLEM</b>					<b>42,496.60</b>	<b>42,496.60</b>
<b>XYLEM DEWATERING S</b>						
ZIPZONE(FASTLANE)	636011				15.01	15.01
ZIP ZONE, INC	633399				40.01	40.01
	631216				57.03	57.03
	636026				48.22	48.22

**MARTIN COUNTY WATER DISTRICT**  
**Aged Payables**  
**As of Apr 1, 2018**

Filter Criteria includes: 1) Includes Drop Shipments. Report order is by ID. Report is printed in Detail Format.

Vendor ID Vendor Contact Telephone 1	Invoice/CM #	0 - 30	31 - 60	61 - 90	Over 90 days	Amount Due
	636031				36.01	36.01
	634160				58.00	58.00
	636057				149.64	149.64
	636053				62.91	62.91
	633408				62.00	62.00
	636082				43.00	43.00
	636080				60.35	60.35
	634162				56.13	56.13
	636138				33.98	33.98
	636089				59.00	59.00
	636088				75.00	75.00
	634172				62.04	62.04
	636888				55.19	55.19
	631246				50.01	50.01
	631245				32.04	32.04
	636884				52.00	52.00
	636119				51.19	51.19
	631250				35.04	35.04
	631004				54.72	54.72
	631006				9.90	9.90
	636152				71.01	71.01
	636148				59.56	59.56
	636174				58.50	58.50
	633434				60.01	60.01
	636187				67.84	67.84
	636184				58.23	58.23
	636931				72.00	72.00
	636217				53.85	53.85
	631019				30.40	30.40
	636231				91.15	91.15
	636243				83.00	83.00
	635546				72.03	72.03
	635541				38.21	38.21
	631029				59.00	59.00
	634205				35.01	35.01
	636981				67.18	67.18
	636506				48.00	48.00
	635577				61.07	61.07
	635565				43.01	43.01
	635584				77.04	77.04
	635505				56.01	56.01
	633463				68.01	68.01
	635610				116.02	116.02
	635611				71.39	71.39
	635617				59.07	59.07
	631053				50.00	50.00
	635635				173.51	173.51
	635628				125.89	125.89
	633473				39.00	39.00
	633471				38.27	38.27
	635643				57.92	57.92
	632293				47.00	47.00
	634223				49.01	49.01
	635664				78.05	78.05
	635663				51.58	51.58
	635680				86.19	86.19
	632269				28.02	28.02
	636655				34.00	34.00
	632271				47.43	47.43
	635694				71.00	71.00
	635688				65.44	65.44

## MARTIN COUNTY WATER DISTRICT

## Aged Payables

As of Apr 1, 2018

Filter Criteria includes: 1) Includes Drop Shipments. Report order is by ID. Report is printed in Detail Format.

Vendor ID Vendor Contact Telephone 1	Invoice/CM #	0 - 30	31 - 60	61 - 90	Over 90 days	Amount Due
	635516				83.45	83.45
	636670				45.37	45.37
	635732				59.01	59.01
	635729				57.79	57.79
	632279				16.56	16.56
	633489				80.39	80.39
	635742				62.61	62.61
	633492				40.85	40.85
	634241				61.00	61.00
	636333				54.83	54.83
	636260				50.00	50.00
	636328				45.00	45.00
	636327				35.00	35.00
	632292				77.09	77.09
	634244				1.90	1.90
	634255				40.00	40.00
	636361				39.92	39.92
	636261				68.21	68.21
	634250				45.00	45.00
	636390				48.05	48.05
	636568				50.00	50.00
	632307				38.02	38.02
	632306				63.63	63.63
	636407				20.69	20.69
	636406				80.99	80.99
	636403				43.22	43.22
	632322				39.01	39.01
	636422				33.01	33.01
	636423				50.64	50.64
	633027				50.01	50.01
	632324				41.86	41.86
	636443				91.71	91.71
	636439				62.25	62.25
	636283				41.45	41.45
	633037				36.02	36.02
	632332				58.56	58.56
	636473				223.26	223.26
	636472				57.96	57.96
	636293				35.00	35.00
	636485				30.62	30.62
	639011				67.00	67.00
	639004				109.16	109.16
	632343				53.62	53.62
	639030				52.03	52.03
	639027				110.60	110.60
	639026				50.00	50.00
	639023				25.73	25.73
	639021				74.24	74.24
	639039				2.46	2.46
	639038				94.02	94.02
	632353				18.72	18.72
	632351				47.98	47.98
	634311				34.00	34.00
	639052				30.32	30.32
	639056				55.00	55.00
	632313				73.01	73.01
	632362				26.00	26.00
	639068				36.67	36.67
	639064				51.73	51.73
	639063				50.90	50.90
	635710				33.02	33.02

## MARTIN COUNTY WATER DISTRICT

## Aged Payables

As of Apr 1, 2018

Filter Criteria includes: 1) Includes Drop Shipments. Report order is by ID. Report is printed in Detail Format.

Vendor ID Vendor Contact Telephone 1	Invoice/CM #	0 - 30	31 - 60	61 - 90	Over 90 days	Amount Due
	633057				3.49	3.49
	639098				90.88	90.88
	639089				40.00	40.00
	639083				19.32	19.32
	632369				51.84	51.84
	632368				66.00	66.00
	639102				38.59	38.59
	635715				74.49	74.49
	639156				62.61	62.61
	639148				27.24	27.24
	639145				6.35	6.35
	639127				65.00	65.00
	639126				12.70	12.70
	632382				47.86	47.86
	634349				71.17	71.17
	639194				57.00	57.00
	632391				51.13	51.13
	639206				115.66	115.66
	639212				59.02	59.02
	639211				49.85	49.85
	635752				44.00	44.00
	632408				45.00	45.00
	635776				20.12	20.12
	635773				37.03	37.03
	635760				65.70	65.70
	632411				77.73	77.73
	632410				50.86	50.86
	635799				30.93	30.93
	635800				55.00	55.00
	635811				54.64	54.64
	632419				58.00	58.00
	635818				53.26	53.26
	635817				71.08	71.08
	632420				26.38	26.38
	635838				52.00	52.00
	635833				31.02	31.02
	632427				30.03	30.03
	635857				68.49	68.49
	635876				40.73	40.73
	635870				34.05	34.05
	632441				45.40	45.40
	632437				65.00	65.00
	632433				38.05	38.05
	635882				25.55	25.55
	635885				87.47	87.47
	635883				66.07	66.07
	635927				71.76	71.76
	635912				46.01	46.01
	634422				71.00	71.00
	641725				68.23	68.23
	641558				30.01	30.01
	635943				39.14	39.14
	634441				70.00	70.00
	635978				103.00	103.00
	635976				30.46	30.46
	632466				28.84	28.84
	639855				52.01	52.01
	639837				5.28	5.28
	639860				112.00	112.00
	639846				31.96	31.96
	635963				40.01	40.01

## MARTIN COUNTY WATER DISTRICT

## Aged Payables

As of Apr 1, 2018

Filter Criteria includes: 1) Includes Drop Shipments. Report order is by ID. Report is printed in Detail Format.

Vendor ID Vendor Contact Telephone 1	Invoice/CM #	0 - 30	31 - 60	61 - 90	Over 90 days	Amount Due
	641636				40.77	40.77
	641616				15.01	15.01
	639905				30.39	30.39
	639917				73.91	73.91
	632435				36.66	36.66
	639941				66.00	66.00
	639927				92.31	92.31
	639922				76.45	76.45
	639964				42.30	42.30
	639958				62.01	62.01
	639946				57.87	57.87
	639967				48.36	48.36
	639996				55.00	55.00
	639989				33.49	33.49
	642356				74.11	74.11
	639888				35.00	35.00
	639757				105.09	105.09
	639768				60.58	60.58
	633181				91.73	91.73
	639792				49.09	49.09
	639774				27.72	27.72
	632500				49.46	49.46
	639807				60.00	60.00
	639798				60.00	60.00
	639797				27.20	27.20
	639820				39.96	39.96
	639821				83.88	83.88
	644866				60.56	60.56
	639782				55.05	55.05
	639781				39.00	39.00
	644958				85.96	85.96
	644880				90.89	90.89
	644879				95.11	95.11
	644873				40.00	40.00
	644964				37.08	37.08
	644960				17.11	17.11
	644887				57.72	57.72
	644995				12.68	12.68
	644984				53.00	53.00
	633204				56.00	56.00
	632031				45.25	45.25
	632030				63.17	63.17
	645008				98.00	98.00
	645001				73.88	73.88
	645029				65.01	65.01
	644902				26.01	26.01
	644900				82.22	82.22
	645033				49.06	49.06
	645034				69.61	69.61
	640967				20.22	20.22
	645059				46.01	46.01
	645057				55.91	55.91
	645054				33.51	33.51
	645063				54.77	54.77
	645068				50.01	50.01
	645077				79.21	79.21
	645075				55.05	55.05
	645098				90.18	90.18
	645095				136.00	136.00
	645101				108.19	108.19
	645100				46.57	46.57

## MARTIN COUNTY WATER DISTRICT

## Aged Payables

As of Apr 1, 2018

Filter Criteria includes: 1) Includes Drop Shipments. Report order is by ID. Report is printed in Detail Format.

Vendor ID Vendor Contact Telephone 1	Invoice/CM #	0 - 30	31 - 60	61 - 90	Over 90 days	Amount Due
	645124				37.85	37.85
	644938				72.29	72.29
	645153				68.12	68.12
	645142				130.71	130.71
	645163				59.85	59.85
	645159				70.74	70.74
	645668				18.81	18.81
	645180				30.22	30.22
	644947				65.00	65.00
	632070				67.05	67.05
	632064				8.55	8.55
	645221				41.10	41.10
	645217				90.81	90.81
	645189				60.00	60.00
	642614				21.82	21.82
	642616				145.38	145.38
	642494				72.04	72.04
	654699				96.05	96.05
	654692				58.97	58.97
	654688				40.99	40.99
	654717				78.11	78.11
	654710				32.73	32.73
	654666				30.08	30.08
	654664				68.00	68.00
	653406				52.38	52.38
	654668				44.82	44.82
	654771				96.74	96.74
	642511				45.45	45.45
	654758				58.13	58.13
	654754				77.01	77.01
	654767				122.33	122.33
	654790				125.80	125.80
	654779				56.14	56.14
	654778				67.00	67.00
	654824				71.01	71.01
	654820				33.80	33.80
	654848				55.44	55.44
	654800				29.61	29.61
	654857				72.85	72.85
	654854				35.25	35.25
	654809				77.01	77.01
	654815				50.79	50.79
	654874				84.02	84.02
	654876				43.12	43.12
	653155				96.51	96.51
	653151				90.07	90.07
	642544				55.23	55.23
	653164				42.20	42.20
	653182				47.60	47.60
	653171				37.01	37.01
	653169				57.00	57.00
	653215				82.49	82.49
	653193				37.75	37.75
	653192				34.12	34.12
	653187				74.00	74.00
	653228				47.61	47.61
	653227				80.00	80.00
	653218				46.00	46.00
	642560				19.66	19.66
	653235				64.00	64.00
	653245				53.34	53.34

## MARTIN COUNTY WATER DISTRICT

## Aged Payables

As of Apr 1, 2018

Filter Criteria includes: 1) Includes Drop Shipments. Report order is by ID. Report is printed in Detail Format.

Vendor ID	Invoice/CM #	0 - 30	31 - 60	61 - 90	Over 90 days	Amount Due
Vendor						
Contact						
Telephone 1						
	653244				50.74	50.74
	653918				33.01	33.01
	653287				41.98	41.98
	653280				108.01	108.01
	653455				74.00	74.00
	653297				30.01	30.01
	653296				52.00	52.00
	653268				60.00	60.00
	653316				93.68	93.68
	653956				38.00	38.00
	653330				52.00	52.00
	653277				104.04	104.04
	653976				32.00	32.00
	653463				32.00	32.00
	657154				50.03	50.03
	657152				15.00	15.00
	655186				111.69	111.69
	657174				58.00	58.00
	653348				80.01	80.01
	653471				50.00	50.00
	657185				34.55	34.55
	654038				30.04	30.04
	655205				89.63	89.63
	657205				76.01	76.01
	653483				39.47	39.47
	653485				57.00	57.00
	657223				45.36	45.36
	653367				37.78	37.78
	657237				42.06	42.06
	657235				83.00	83.00
	655209				62.74	62.74
	657259				92.00	92.00
	657250				47.97	47.97
	657282				70.01	70.01
	657275				370.20	370.20
	657271				48.91	48.91
	653380				117.25	117.25
	653378				49.08	49.08
	653376				125.00	125.00
	653496				56.75	56.75
	657305				35.36	35.36
	657308				50.00	50.00
	657328				64.01	64.01
	657323				17.54	17.54
	657320				38.03	38.03
	657337				29.66	29.66
	655227				90.85	90.85
	657366				40.13	40.13
	656228				32.64	32.64
	657381				78.62	78.62
	657374				49.37	49.37
	657373				152.01	152.01
	653521				30.00	30.00
	657393				58.00	58.00
	657387				40.00	40.00
	657386				35.19	35.19
	660244				35.65	35.65
	660243				30.01	30.01
	660201				5.76	5.76
	653525				63.43	63.43
	653524				58.27	58.27



**MARTIN COUNTY WATER DISTRICT**  
**Aged Payables**  
**As of Apr 1, 2018**

Filter Criteria includes: 1) Includes Drop Shipments. Report order is by ID. Report is printed in Detail Format.

Vendor ID Vendor Contact Telephone 1	Invoice/CM #	0 - 30	31 - 60	61 - 90	Over 90 days	Amount Due
	660261				95.59	95.59
	660266				70.01	70.01
	660219				80.01	80.01
	653531				25.26	25.26
	660284				50.02	50.02
	660226				70.00	70.00
	660313				47.00	47.00
	660307				90.03	90.03
	660317				56.79	56.79
	653546				5.11	5.11
	660376				76.00	76.00
	660329				25.75	25.75
	660397				57.00	57.00
	660393				40.78	40.78
	660391				94.00	94.00
	653552				54.76	54.76
	660417				90.82	90.82
	660342				24.37	24.37
	660419				54.85	54.85
	660434				22.57	22.57
	659707				124.27	124.27
	656284				21.63	21.63
	659735				132.42	132.42
	659726				25.76	25.76
	659725				57.00	57.00
	656290				47.19	47.19
	659762				43.79	43.79
	660437				35.74	35.74
	653565				67.00	67.00
	653563				52.03	52.03
	659791				102.00	102.00
	656259				51.78	51.78
	660441				41.80	41.80
	659801				63.00	63.00
	659820				89.93	89.93
	659812				38.48	38.48
	655310				80.68	80.68
	659835				64.20	64.20
	655316				116.00	116.00
	659877				126.08	126.08
	659852				92.68	92.68
	659850				65.00	65.00
	653579				53.82	53.82
	659883				43.84	43.84
	659960				42.42	42.42
	656369				25.00	25.00
	659967				46.60	46.60
	659970				108.80	108.80
	659986				98.44	98.44
	659994				38.55	38.55
	659934				70.00	70.00
	655345				69.10	69.10
	655348				33.51	33.51
	655344				35.16	35.16
	655339				7.62	7.62
	653591				52.00	52.00
	660024				67.40	67.40
	659942				51.54	51.54
	660077				34.62	34.62
	659948				19.96	19.96
	660051				33.23	33.23

MARTIN COUNTY WATER DISTRICT

Aged Payables  
As of Apr 1, 2018

Filter Criteria includes: 1) Includes Drop Shipments. Report order is by ID. Report is printed in Detail Format.

Vendor ID Vendor Contact Telephone 1	Invoice/CM #	0 - 30	31 - 60	61 - 90	Over 90 days	Amount Due
	660054				86.50	86.50
	653604				61.01	61.01
	653601				25.36	25.36
	660118				28.00	28.00
	660061				39.51	39.51
	660055				57.90	57.90
	660166				104.19	104.19
	660156				50.00	50.00
	653615				56.29	56.29
	660176				52.00	52.00
	660195				10.00	10.00
	660194				81.00	81.00
	662213				15.50	15.50
	662201				53.89	53.89
	662273				85.45	85.45
	662215				41.85	41.85
	653628				43.34	43.34
	653630				7.79	7.79
	662284				37.61	37.61
	653640				69.00	69.00
	662299				40.50	40.50
	662342				20.00	20.00
	662341				52.83	52.83
	662335				64.15	64.15
	655394				76.00	76.00
	655395				31.75	31.75
	662355				36.80	36.80
	662312				30.57	30.57
	653646				71.00	71.00
	655396				60.00	60.00
	662356				24.40	24.40
	662364				33.02	33.02
	653653				47.00	47.00
	650916				26.25	26.25
	653650				52.02	52.02
	662391				41.03	41.03
	662431				33.08	33.08
	658158				64.00	64.00
	650924				40.32	40.32
	650976				47.58	47.58
	662412				46.00	46.00
	661967				67.00	67.00
	653663				118.00	118.00
	658170				22.20	22.20
	658166				39.25	39.25
	662031				26.73	26.73
	661983				78.61	78.61
	662052				46.00	46.00
	662046				59.65	59.65
	665223				43.63	43.63
	650996				34.02	34.02
	662058				41.46	41.46
	662006				54.91	54.91
	662085				41.75	41.75
	662134				36.03	36.03
	665281				43.50	43.50
	658184				36.46	36.46
	658192				25.00	25.00
	662149				65.66	65.66
	662145				45.93	45.93
	662104				22.60	22.60

**MARTIN COUNTY WATER DISTRICT**  
**Aged Payables**  
**As of Apr 1, 2018**

Filter Criteria includes: 1) Includes Drop Shipments. Report order is by ID. Report is printed in Detail Format.

Vendor ID Vendor Contact Telephone 1	Invoice/CM #	0 - 30	31 - 60	61 - 90	Over 90 days	Amount Due
	658197				27.15	27.15
	662111				34.00	34.00
	665310				57.02	57.02
	662120				69.10	69.10
	662183				95.94	95.94
	658204				24.67	24.67
	662198				398.01	398.01
	661708				23.01	23.01
	661706				32.00	32.00
	661703				77.51	77.51
	653700				34.31	34.31
	661716				20.91	20.91
	665361				22.01	22.01
	661758				38.00	38.00
	661757				16.85	16.85
	661759				32.95	32.95
	661777				300.00	300.00
	661774				13.81	13.81
	661772				13.96	13.96
	658220				48.00	48.00
	658218				34.98	34.98
	661820				119.01	119.01
	661793				280.01	280.01
	661788				353.00	353.00
	661796				348.00	348.00
	661799				56.80	56.80
	661848				38.12	38.12
	661858				183.00	183.00
	661852				340.00	340.00
	665435				73.49	73.49
	661870				350.01	350.01
	656388				44.01	44.01
	661816				330.01	330.01
	661810				31.54	31.54
	661806				43.00	43.00
	664720				48.00	48.00
	658233				33.00	33.00
	661897				91.00	91.00
	661896				284.80	284.80
	664732				26.92	26.92
	661930				378.36	378.36
	661918				78.38	78.38
	661916				308.52	308.52
	653735				97.82	97.82
	661471				58.88	58.88
	661467				349.29	349.29
	661460				31.27	31.27
	661944				108.29	108.29
	658241				43.14	43.14
	661525				43.98	43.98
	661523				256.86	256.86
	661526				279.11	279.11
	661476				39.00	39.00
	661538				309.91	309.91
	661564				46.53	46.53
	661563				33.48	33.48
	661560				269.65	269.65
	661482				88.02	88.02
	661567				113.11	113.11
	658254				26.16	26.16
	661589				103.92	103.92

## MARTIN COUNTY WATER DISTRICT

## Aged Payables

As of Apr 1, 2018

Filter Criteria includes: 1) Includes Drop Shipments. Report order is by ID. Report is printed in Detail Format.

Vendor ID Vendor Contact Telephone 1	Invoice/CM #	0 - 30	31 - 60	61 - 90	Over 90 days	Amount Due
	661588				50.37	50.37
	661586				32.55	32.55
	661578				271.66	271.66
	658253				39.11	39.11
	661607				13.00	13.00
	661596				252.28	252.28
	661500				43.27	43.27
	661499				114.44	114.44
	661503				45.00	45.00
	661625				138.50	138.50
	661617				226.78	226.78
	661615				30.23	30.23
	661631				260.66	260.66
	661517				137.90	137.90
	661661				125.15	125.15
	661653				264.77	264.77
	658264				33.04	33.04
	653765				239.04	239.04
	661682				44.54	44.54
	661678				92.49	92.49
	661639				26.00	26.00
	661686				252.87	252.87
	661685				33.32	33.32
	661647				25.00	25.00
	663223				12.70	12.70
	663221				44.56	44.56
	663220				51.41	51.41
	663258				50.62	50.62
	663249				33.61	33.61
	658277				43.82	43.82
	653782				24.00	24.00
	663267				74.88	74.88
	663272				24.53	24.53
	651133				44.41	44.41
	663305				25.00	25.00
	653789				45.17	45.17
	663360				26.00	26.00
	663344				61.53	61.53
	663371				29.20	29.20
	663370				21.66	21.66
	663323				38.00	38.00
	665482				39.00	39.00
	663396				19.00	19.00
	663393				33.96	33.96
	663330				15.90	15.90
	665502				25.01	25.01
	663337				24.62	24.62
	665521				78.50	78.50
	663341				20.00	20.00
	663440				33.82	33.82
	658307				25.83	25.83
	662998				41.10	41.10
	663010				42.85	42.85
	663032				26.58	26.58
	662980				114.51	114.51
	658316				58.00	58.00
	663062				37.24	37.24
	663043				30.00	30.00
	665955				33.78	33.78
	665961				52.00	52.00
	666064				25.40	25.40

## MARTIN COUNTY WATER DISTRICT

## Aged Payables

As of Apr 1, 2018

Filter Criteria includes: 1) Includes Drop Shipments. Report order is by ID. Report is printed in Detail Format.

Vendor ID Vendor Contact Telephone 1	Invoice/CM #	0 - 30	31 - 60	61 - 90	Over 90 days	Amount Due
	658321				42.62	42.62
	658320				42.00	42.00
	665608				28.70	28.70
	662992				48.45	48.45
	663116				27.00	27.00
	665971				56.17	56.17
	665970				6.56	6.56
	666072				44.93	44.93
	666071				22.85	22.85
	663123				51.04	51.04
	663156				69.69	69.69
	663155				18.83	18.83
	663135				32.01	32.01
	663131				24.01	24.01
	663130				20.39	20.39
	663180				55.92	55.92
	663177				44.09	44.09
	663160				30.00	30.00
	665649				42.01	42.01
	665982				27.26	27.26
	6655666				30.97	30.97
	662722				47.49	47.49
	662728				30.00	30.00
	665679				53.50	53.50
	658332				57.32	57.32
	663200				33.00	33.00
	662758				45.56	45.56
	662756				33.01	33.01
	662761				12.00	12.00
	662778				44.76	44.76
	658343				44.00	44.00
	662790				34.06	34.06
	662788				17.70	17.70
	664988				34.00	34.00
	662811				28.40	28.40
	662842				44.84	44.84
	658345				29.00	29.00
	665998				42.58	42.58
	662855				37.23	37.23
	658351				27.10	27.10
	662875				6.40	6.40
	662876				36.00	36.00
	662877				23.70	23.70
	666005				9.03	9.03
	662885				15.52	15.52
	662888				16.84	16.84
	662891				12.00	12.00
	666112				41.00	41.00
	662913				28.00	28.00
	662915				6.34	6.34
	666009				45.45	45.45
	658359				50.40	50.40
	662946				46.01	46.01
	666126				8.08	8.08
	663454				43.55	43.55
	663463				33.00	33.00
	658365				54.00	54.00
	666130				53.57	53.57
	658367				18.00	18.00
	663467				19.03	19.03
	663632				48.31	48.31

## MARTIN COUNTY WATER DISTRICT

## Aged Payables

As of Apr 1, 2018

Filter Criteria includes: 1) Includes Drop Shipments. Report order is by ID. Report is printed in Detail Format.

Vendor ID Vendor Contact Telephone 1	Invoice/CM #	0 - 30	31 - 60	61 - 90	Over 90 days	Amount Due
	663486				40.91	40.91
	666133				33.00	33.00
	666136				47.13	47.13
	665126				42.50	42.50
	663499				43.47	43.47
	666141				36.00	36.00
	663521				32.25	32.25
	663530				26.00	26.00
	666145				31.00	31.00
	663537				33.68	33.68
	666152				40.79	40.79
	663556				36.00	36.00
	663657				41.01	41.01
	663558				43.91	43.91
	663563				35.64	35.64
	663568				30.00	30.00
	658389				26.00	26.00
	663576				36.70	36.70
	662456				34.61	34.61
	649608				16.01	16.01
	656362				51.49	51.49
	662464				18.01	18.01
	662479				45.41	45.41
	656326				16.45	16.45
	662487				40.94	40.94
	662501				34.00	34.00
	649637				56.50	56.50
	662509				28.29	28.29
	662514				20.00	20.00
	662531				25.68	25.68
	666168				14.00	14.00
	654909				68.00	68.00
	662564				27.72	27.72
	663620				39.01	39.01
	662593				39.54	39.54
	662598				46.80	46.80
	663668				45.57	45.57
	663667				30.70	30.70
	662624				26.88	26.88
	662619				52.43	52.43
	662615				14.83	14.83
	653832				44.07	44.07
	662633				32.01	32.01
	654927				74.28	74.28
	666186				35.77	35.77
	654929				49.14	49.14
	662656				51.01	51.01
	662654				31.83	31.83
	662673				49.68	49.68
	662670				39.22	39.22
	662599				40.00	40.00
	658025				46.01	46.01
	654937				14.00	14.00
	654935				12.70	12.70
	654933				30.00	30.00
	654930				41.60	41.60
	662687				41.93	41.93
	669326				34.79	34.79
	669342				23.00	23.00
	669339				40.06	40.06
	669345				92.33	92.33

**MARTIN COUNTY WATER DISTRICT**  
**Aged Payables**  
**As of Apr 1, 2018**

Filter Criteria includes: 1) Includes Drop Shipments. Report order is by ID. Report is printed in Detail Format.

Vendor ID Vendor Contact Telephone 1	Invoice/CM #	0 - 30	31 - 60	61 - 90	Over 90 days	Amount Due
	654946				52.80	52.80
	654952				54.64	54.64
	669377				53.50	53.50
	669389				2.64	2.64
	654954				54.50	54.50
	669395				70.66	70.66
	669269				42.92	42.92
	653866				49.22	49.22
	658134				74.73	74.73
	669421				24.37	24.37
	669284				17.00	17.00
	667750				47.86	47.86
	669450				51.21	51.21
	669438				57.61	57.61
	654973				70.45	70.45
	669457				23.42	23.42
	669469				35.31	35.31
	669468				23.83	23.83
	654981				3.17	3.17
	654988				28.90	28.90
	669753				43.98	43.98
	669486				45.79	45.79
	664529				80.00	80.00
	654993				34.00	34.00
	667780				30.00	30.00
	669790				42.45	42.45
	669798				42.51	42.51
	669797				43.46	43.46
	655004				1.59	1.59
	669808				64.33	64.33
	669800				39.40	39.40
	653887				30.70	30.70
	653890				56.88	56.88
	667759				5.90	5.90
	669842				50.00	50.00
	669834				29.48	29.48
	669765				29.66	29.66
	669764				42.50	42.50
	655013				45.65	45.65
	669846				26.45	26.45
	669845				44.05	44.05
	669844				26.41	26.41
	655020				29.25	29.25
	669860				38.14	38.14
	655065				40.00	40.00
	655018				51.66	51.66
	667870				47.57	47.57
	669779				29.17	29.17
	669781				27.89	27.89
	655025				56.00	56.00
	655027				16.00	16.00
	669895				35.02	35.02
	669901				19.78	19.78
	655030				44.29	44.29
	669940				27.80	27.80
	669942				28.00	28.00
	655039				66.00	66.00
	669979				29.68	29.68
	669983				52.41	52.41
	655046				41.01	41.01
	667829				47.01	47.01

## MARTIN COUNTY WATER DISTRICT

Aged Payables  
As of Apr 1, 2018

Filter Criteria includes: 1) Includes Drop Shipments. Report order is by ID. Report is printed in Detail Format.

Vendor ID Vendor Contact Telephone 1	Invoice/CM #	0 - 30	31 - 60	61 - 90	Over 90 days	Amount Due
	669511				46.22	46.22
	655725				61.01	61.01
	669528				42.12	42.12
	669533				36.95	36.95
	669553				24.00	24.00
	667841				54.00	54.00
	655059				25.06	25.06
	655054				51.93	51.93
	643154				58.00	58.00
	669578				66.95	66.95
	669607				36.47	36.47
	669654				43.79	43.79
	643303				67.00	67.00
	669661				38.70	38.70
	667860				45.85	45.85
	643228				28.00	28.00
	669690				35.41	35.41
	655079				51.62	51.62
	656653				29.01	29.01
	669714				50.97	50.97
	669715				2.79	2.79
	643278				91.00	91.00
	656678				140.44	140.44
	655086				49.15	49.15
	655091				64.77	64.77
	656697				51.85	51.85
	667888				6.87	6.87
	656704				39.01	39.01
	669740				52.93	52.93
	669742				9.88	9.88
	656748				27.18	27.18
	656747				86.09	86.09
	656755				64.00	64.00
	665797				58.41	58.41
	667908				8.46	8.46
	656781				40.95	40.95
	656785				46.62	46.62
	667912				35.42	35.42
	655104				46.00	46.00
	655110				46.00	46.00
	656809				80.96	80.96
	655113				35.00	35.00
	656826				69.35	69.35
	656847				58.83	58.83
	656866				68.00	68.00
	655117				46.01	46.01
	656874				56.31	56.31
	667939				5.77	5.77
	655120				61.21	61.21
	650177				34.08	34.08
	667944				55.26	55.26
	656889				40.01	40.01
	656893				116.81	116.81
	650194				61.00	61.00
	673303				27.04	27.04
	673304				5.62	5.62
	667453				52.94	52.94
	673312				37.59	37.59
	673315				63.10	63.10
	673318				27.01	27.01
	655129				30.98	30.98



## MARTIN COUNTY WATER DISTRICT

## Aged Payables

As of Apr 1, 2018

Filter Criteria includes: 1) Includes Drop Shipments. Report order is by ID. Report is printed in Detail Format.

Vendor ID Vendor Contact Telephone 1	Invoice/CM #	0 - 30	31 - 60	61 - 90	Over 90 days	Amount Due
	673326				80.00	80.00
	673286				53.62	53.62
	673338				38.50	38.50
	655132				50.53	50.53
	655137				35.00	35.00
	673361				29.88	29.88
	673001				76.85	76.85
	655139				50.08	50.08
	673030				56.61	56.61
	655141				92.00	92.00
	655147				53.73	53.73
	673054				51.35	51.35
	673091				66.36	66.36
	667498				53.06	53.06
	668755				81.22	81.22
	673114				56.32	56.32
	673120				59.01	59.01
	673126				51.26	51.26
	673128				32.00	32.00
	673179				31.91	31.91
	673146				63.80	63.80
	673148				55.45	55.45
	668766				42.18	42.18
	673156				31.85	31.85
	668769				40.15	40.15
	673165				24.01	24.01
	673198				67.44	67.44
	673199				63.40	63.40
	667525				38.17	38.17
	667519				35.18	35.18
	673229				38.53	38.53
	667530				39.92	39.92
	668780				35.07	35.07
	668776				51.53	51.53
	673378				46.75	46.75
	673382				95.41	95.41
	668788				36.21	36.21
	673386				24.00	24.00
	673387				23.14	23.14
	668793				45.40	45.40
	668795				28.00	28.00
	665922				32.39	32.39
	668798				26.06	26.06
	667558				57.30	57.30
	647636				26.52	26.52
	673483				97.45	97.45
	673484				20.00	20.00
	668805				51.33	51.33
	669010				38.03	38.03
	657435				62.00	62.00
	657424				27.14	27.14
	657423				63.78	63.78
	668808				40.74	40.74
	669052				27.81	27.81
	668812				32.02	32.02
	668813				38.72	38.72
	657484				19.00	19.00
	657498				58.53	58.53
	657496				63.40	63.40
	668819				46.02	46.02
	657457				49.96	49.96

## MARTIN COUNTY WATER DISTRICT

## Aged Payables

As of Apr 1, 2018

Filter Criteria includes: 1) Includes Drop Shipments. Report order is by ID. Report is printed in Detail Format.

Vendor ID Vendor Contact Telephone 1	Invoice/CM #	0 - 30	31 - 60	61 - 90	Over 90 days	Amount Due
	657515				52.00	52.00
	668834				52.00	52.00
	657528				16.75	16.75
	657532				67.20	67.20
	657569				69.79	69.79
	657592				51.29	51.29
	667612				43.61	43.61
	657601				44.85	44.85
	668843				51.00	51.00
	657628				64.00	64.00
	657615				35.58	35.58
	676005				40.34	40.34
	657637				19.69	19.69
	657633				30.71	30.71
	668851				27.05	27.05
	668850				50.00	50.00
	676031				80.27	80.27
	676026				56.65	56.65
	676105				290.00	290.00
	676046				18.67	18.67
	676056				40.38	40.38
	676057				174.84	174.84
	66867				43.03	43.03
	676110				186.33	186.33
	676120				255.74	255.74
	668872				48.89	48.89
	676131				30.00	30.00
	676126				255.80	255.80
	676125				28.00	28.00
	676124				41.14	41.14
	676071				117.48	117.48
	676064				61.20	61.20
	676082				28.01	28.01
	676081				174.51	174.51
	676141				50.26	50.26
	676077				52.32	52.32
	667640				7.72	7.72
	676149				257.62	257.62
	676148				66.92	66.92
	676173				132.78	132.78
	676170				19.78	19.78
	676163				211.51	211.51
	676090				31.74	31.74
	671063				47.40	47.40
	676205				195.03	195.03
	676179				245.33	245.33
	671066				46.64	46.64
	676230				23.51	23.51
	676206				65.00	65.00
	671062				31.00	31.00
	671068				200.49	200.49
	676233				173.58	173.58
	671071				43.33	43.33
	676234				146.60	146.60
	676240				151.87	151.87
	668895				26.00	26.00
	668896				46.81	46.81
	675502				65.01	65.01
	675511				60.50	60.50
	671072				283.88	283.88
	668900				39.49	39.49

## MARTIN COUNTY WATER DISTRICT

## Aged Payables

As of Apr 1, 2018

Filter Criteria includes: 1) Includes Drop Shipments. Report order is by ID. Report is printed in Detail Format.

Vendor ID Vendor Contact Telephone 1	Invoice/CM #	0 - 30	31 - 60	61 - 90	Over 90 days	Amount Due
	675513				222.95	222.95
	676247				46.36	46.36
	671076				9.00	9.00
	675622				247.08	247.08
	675529				279.38	279.38
	668907				46.88	46.88
	668906				38.00	38.00
	675637				56.51	56.51
	675633				209.33	209.33
	675543				37.11	37.11
	675541				297.50	297.50
	675538				108.55	108.55
	675534				64.22	64.22
	667687				48.60	48.60
	675644				10.15	10.15
	675547				238.05	238.05
	671089				22.10	22.10
	668909				30.00	30.00
	675550				23.04	23.04
	675646				241.39	241.39
	675560				61.03	61.03
	675655				141.29	141.29
	675553				192.70	192.70
	671093				112.29	112.29
	671091				274.40	274.40
	668917				38.49	38.49
	668918				19.05	19.05
	675659				156.83	156.83
	675565				171.65	171.65
	675569				36.22	36.22
	668921				52.97	52.97
	675582				131.56	131.56
	675586				45.03	45.03
	675670				254.04	254.04
	675668				47.09	47.09
	671099				34.32	34.32
	671100				15.72	15.72
	673850				35.30	35.30
	668925				13.79	13.79
	675678				41.86	41.86
	673544				28.00	28.00
	671107				233.35	233.35
	671105				58.40	58.40
	671111				38.80	38.80
	675601				187.96	187.96
	675706				74.17	74.17
	675703				139.41	139.41
	675704				35.58	35.58
	675715				136.76	136.76
	675721				186.93	186.93
	675723				259.53	259.53
	675727				175.47	175.47
	675729				18.14	18.14
	675744				231.29	231.29
	675804				62.40	62.40
	673558				31.50	31.50
	671116				55.74	55.74
	668931				56.79	56.79
	668936				52.26	52.26
	675810				5.08	5.08
	675748				262.39	262.39

**MARTIN COUNTY WATER DISTRICT**  
**Aged Payables**  
**As of Apr 1, 2018**

Filter Criteria includes: 1) Includes Drop Shipments. Report order is by ID. Report is printed in Detail Format.

Vendor ID Vendor Contact Telephone 1	Invoice/CM #	0 - 30	31 - 60	61 - 90	Over 90 days	Amount Due
	675747				33.01	33.01
	675813				33.70	33.70
	668945				41.88	41.88
	675811				236.35	236.35
	675758				219.65	219.65
	675771				261.26	261.26
	675828				67.74	67.74
	671137				270.40	270.40
	668953				7.41	7.41
	668947				8.26	8.26
	675779				54.88	54.88
	675781				139.50	139.50
	675836				34.17	34.17
	675837				153.33	153.33
	675790				38.92	38.92
	675904				174.73	174.73
	675844				31.85	31.85
	675842				158.43	158.43
	675910				165.37	165.37
	675907				62.00	62.00
	675906				184.43	184.43
	675875				44.72	44.72
	675877				16.90	16.90
	675890				154.77	154.77
	675912				152.72	152.72
	668967				49.51	49.51
	675893				189.56	189.56
	675896				65.28	65.28
	675897				35.39	35.39
	675931				145.92	145.92
	668971				40.75	40.75
	675855				156.84	156.84
	675860				164.63	164.63
	675937				64.28	64.28
	668974				52.00	52.00
	675950				158.95	158.95
	675947				28.54	28.54
	675871				64.07	64.07
	675864				154.03	154.03
	675798				139.39	139.39
	675796				17.12	17.12
	672757				197.27	197.27
	668993				42.72	42.72
	675959				190.53	190.53
	672762				143.85	143.85
	672772				175.36	175.36
	672768				123.55	123.55
	669000				46.83	46.83
	675965				166.59	166.59
	672777				126.37	126.37
	671177				64.20	64.20
	671176				31.58	31.58
	675978				232.87	232.87
	675977				4.45	4.45
	675972				55.64	55.64
	672792				46.68	46.68
	675969				149.43	149.43
	675982				69.24	69.24
	671184				178.00	178.00
	675997				42.37	42.37
	675995				169.65	169.65

## MARTIN COUNTY WATER DISTRICT

Aged Payables  
As of Apr 1, 2018

Filter Criteria includes: 1) Includes Drop Shipments. Report order is by ID. Report is printed in Detail Format.

Vendor ID Vendor Contact Telephone 1	Invoice/CM #	0 - 30	31 - 60	61 - 90	Over 90 days	Amount Due
	675992				63.25	63.25
	672852				177.93	177.93
	672851				66.00	66.00
	672822				95.01	95.01
	672819				215.20	215.20
	672816				13.87	13.87
	672817				192.32	192.32
	671195				233.26	233.26
	672827				204.00	204.00
	672863				184.00	184.00
	672865				41.00	41.00
	673641				40.87	40.87
	672875				194.66	194.66
	672874				40.00	40.00
	672871				204.18	204.18
	672869				236.90	236.90
	672916				170.52	170.52
	672834				192.57	192.57
	674566				46.50	46.50
	672837				46.89	46.89
	672847				264.04	264.04
	672840				67.00	67.00
	672923				8.17	8.17
	672890				218.03	218.03
	672880				185.60	185.60
	672881				43.21	43.21
	672887				15.31	15.31
	664214				39.12	39.12
	672926				151.08	151.08
	672953				70.90	70.90
	672950				53.58	53.58
	673659				25.96	25.96
	671226				52.38	52.38
	664217				47.50	47.50
	676335				38.53	38.53
	676338				77.03	77.03
	672938				22.00	22.00
	672939				54.73	54.73
	672909				98.92	98.92
	676348				41.26	41.26
	674645				53.50	53.50
	672980				48.00	48.00
	672982				48.65	48.65
	673681				34.22	34.22
	672992				86.58	86.58
	672995				25.26	25.26
	676370				64.88	64.88
	676254				37.74	37.74
	676382				34.01	34.01
	664232				28.00	28.00
	664235				8.26	8.26
	676283				64.40	64.40
	676278				27.26	27.26
	673695				7.72	7.72
	674698				40.66	40.66
	676306				36.39	36.39
	676297				36.00	36.00
	676408				29.62	29.62
	676415				64.10	64.10
	673705				31.00	31.00
	664242				42.00	42.00

## MARTIN COUNTY WATER DISTRICT

## Aged Payables

As of Apr 1, 2018

Filter Criteria includes: 1) Includes Drop Shipments. Report order is by ID. Report is printed in Detail Format.

Vendor ID Vendor Contact Telephone 1	Invoice/CM #	0 - 30	31 - 60	61 - 90	Over 90 days	Amount Due
	664246				45.73	45.73
	676418				56.12	56.12
	676428				18.45	18.45
	676279				34.92	34.92
	676438				36.20	36.20
	676328				63.88	63.88
	676330				37.87	37.87
	676476				23.07	23.07
	676480				38.18	38.18
	676484				63.67	63.67
	676485				65.00	65.00
	676490				26.37	26.37
	670814				40.29	40.29
	672541				57.12	57.12
	664256				45.01	45.01
	672617				39.01	39.01
	672628				81.00	81.00
	672622				23.04	23.04
	672543				58.06	58.06
	672629				22.13	22.13
	670830				28.02	28.02
	673728				43.37	43.37
	672551				58.63	58.63
	672561				38.00	38.00
	672643				57.00	57.00
	672564				27.40	27.40
	672566				95.45	95.45
	672569				43.00	43.00
	674044				49.57	49.57
	672575				19.02	19.02
	672661				31.21	31.21
	672581				56.80	56.80
	672676				66.00	66.00
	668502				47.24	47.24
	664267				38.12	38.12
	672687				12.00	12.00
	664269				41.47	41.47
	672603				14.46	14.46
	672689				42.66	42.66
	672695				57.75	57.75
	674101				47.75	47.75
	672698				23.78	23.78
	672726				33.57	33.57
	672714				70.26	70.26
	672716				241.48	241.48
	672733				268.37	268.37
	678184				40.55	40.55
	678059				61.40	61.40
	678068				54.16	54.16
	678069				48.02	48.02
	678195				40.24	40.24
	678078				63.51	63.51
	674783				12.16	12.16
	678205				39.80	39.80
	678211				80.49	80.49
	668533				38.44	38.44
	674795				47.58	47.58
	678095				44.08	44.08
	678098				64.00	64.00
	678218				54.29	54.29
	678111				43.00	43.00

## MARTIN COUNTY WATER DISTRICT

## Aged Payables

As of Apr 1, 2018

Filter Criteria includes: 1) Includes Drop Shipments. Report order is by ID. Report is printed in Detail Format.

Vendor ID Vendor Contact Telephone 1	Invoice/CM #	0 - 30	31 - 60	61 - 90	Over 90 days	Amount Due
	678226				34.90	34.90
	674806				13.81	13.81
	668539				41.00	41.00
	678113				49.27	49.27
	678122				46.99	46.99
	668546				38.06	38.06
	674818				11.08	11.08
	678135				27.16	27.16
	678242				29.18	29.18
	678249				56.00	56.00
	678252				30.49	30.49
	678136				52.00	52.00
	678148				44.30	44.30
	678150				42.00	42.00
	678263				46.00	46.00
	678164				65.31	65.31
	678165				26.90	26.90
	678171				11.44	11.44
	664302				41.19	41.19
	678175				24.87	24.87
	678178				42.44	42.44
	678273				80.00	80.00
	678274				91.00	91.00
	674858				41.17	41.17
	678284				36.00	36.00
	678291				67.01	67.01
	678293				51.35	51.35
	678299				31.51	31.51
	677312				64.23	64.23
	674267				48.12	48.12
	677326				37.00	37.00
	677320				37.64	37.64
	677335				35.55	35.55
	677330				56.90	56.90
	672743				64.00	64.00
	677346				39.00	39.00
	672744				46.51	46.51
	668586				46.33	46.33
	676456				81.00	81.00
	668590				27.00	27.00
	674296				61.16	61.16
	676466				92.18	92.18
	670854				215.91	215.91
	677359				88.01	88.01
	677360				23.00	23.00
	664328				46.55	46.55
	677458				57.00	57.00
	677455				48.29	48.29
	677373				41.38	41.38
	677439				40.94	40.94
	677440				27.12	27.12
	677444				30.26	30.26
	677443				36.49	36.49
	677469				74.40	74.40
	668608				53.17	53.17
	677478				32.42	32.42
	677481				36.00	36.00
	674903				26.93	26.93
	674352				48.00	48.00
	677426				70.75	70.75
	677418				41.45	41.45

## MARTIN COUNTY WATER DISTRICT

## Aged Payables

As of Apr 1, 2018

Filter Criteria includes: 1) Includes Drop Shipments. Report order is by ID. Report is printed in Detail Format.

Vendor ID Vendor Contact Telephone 1	Invoice/CM #	0 - 30	31 - 60	61 - 90	Over 90 days	Amount Due
	677417				48.97	48.97
	677502				45.65	45.65
	677427				53.50	53.50
	668622				43.43	43.43
	677506				33.68	33.68
	677519				91.57	91.57
	677522				42.40	42.40
	677524				29.18	29.18
	677540				48.20	48.20
	677542				31.81	31.81
	677826				22.32	22.32
	677829				63.70	63.70
	677907				37.00	37.00
	677909				15.26	15.26
	664364				40.42	40.42
	677920				57.00	57.00
	664370				30.00	30.00
	668638				34.78	34.78
	674923				86.96	86.96
	668647				27.00	27.00
	677932				21.36	21.36
	677938				77.01	77.01
	664388				30.01	30.01
	677982				62.01	62.01
	677942				44.01	44.01
	674441				40.49	40.49
	677886				52.16	52.16
	677894				58.22	58.22
	664396				45.54	45.54
	677953				14.91	14.91
	677973				70.50	70.50
	677968				116.18	116.18
	664402				30.73	30.73
	678034				40.15	40.15
	677746				34.01	34.01
	678040				48.64	48.64
	678043				365.50	365.50
	677745				81.47	81.47
	677758				13.00	13.00
	677771				66.62	66.62
	677773				44.90	44.90
	664440				10.82	10.82
	677786				33.01	33.01
	670904				64.29	64.29
	677785				14.17	14.17
	670902				58.29	58.29
	670901				100.02	100.02
	678329				55.04	55.04
	678337				38.14	38.14
	677591				53.05	53.05
	678344				10.00	10.00
	670908				42.85	42.85
	677571				63.00	63.00
	677606				60.00	60.00
	677664				87.47	87.47
	656910				38.12	38.12
	677610				43.56	43.56
	678371				37.00	37.00
	677620				14.07	14.07
	677630				63.50	63.50
	677631				73.23	73.23



## MARTIN COUNTY WATER DISTRICT

## Aged Payables

As of Apr 1, 2018

Filter Criteria includes: 1) Includes Drop Shipments. Report order is by ID. Report is printed in Detail Format.

Vendor ID Vendor Contact Telephone 1	Invoice/CM #	0 - 30	31 - 60	61 - 90	Over 90 days	Amount Due
	678384				30.20	30.20
	668699				44.20	44.20
	678387				36.18	36.18
	677687				39.03	39.03
	677697				36.42	36.42
	677652				62.00	62.00
	679308				40.11	40.11
	677708				33.01	33.01
	656919				33.00	33.00
	677720				26.31	26.31
	678405				38.33	38.33
	67709				30.51	30.51
	674950				32.35	32.35
	656924				25.00	25.00
	677727				62.00	62.00
	677725				13.72	13.72
	656922				31.22	31.22
	677659				32.00	32.00
	677656				61.00	61.00
	679458				60.08	60.08
	668720				38.75	38.75
	679338				30.22	30.22
	679345				21.01	21.01
	679340				39.76	39.76
	679471				32.83	32.83
	679484				21.00	21.00
	678439				47.50	47.50
	679362				23.00	23.00
	679491				59.57	59.57
	656936				31.08	31.08
	664397				41.01	41.01
	679506				43.65	43.65
	679509				35.92	35.92
	631711				109.62	109.62
	679383				40.01	40.01
	678482				35.00	35.00
	656943				35.00	35.00
	679521				44.00	44.00
	679531				39.70	39.70
	679518				68.00	68.00
	679536				26.44	26.44
	670937				43.00	43.00
	679540				26.32	26.32
	679543				62.66	62.66
	656965				41.25	41.25
	656963				33.00	33.00
	679418				44.01	44.01
	656968				52.56	52.56
	679426				27.24	27.24
	679425				28.52	28.52
	679229				22.90	22.90
	679232				40.30	40.30
	679429				54.37	54.37
	679442				44.75	44.75
	679059				49.50	49.50
	679247				24.84	24.84
	656973				36.00	36.00
	679261				87.00	87.00
	679259				28.40	28.40
	679078				48.00	48.00
	679275				35.00	35.00

## MARTIN COUNTY WATER DISTRICT

## Aged Payables

As of Apr 1, 2018

Filter Criteria includes: 1) Includes Drop Shipments. Report order is by ID. Report is printed in Detail Format.

Vendor ID Vendor Contact Telephone 1	Invoice/CM #	0 - 30	31 - 60	61 - 90	Over 90 days	Amount Due
	670952				42.81	42.81
	679290				21.89	21.89
	679286				34.58	34.58
	670958				23.28	23.28
	679100				42.07	42.07
	679085				62.99	62.99
	663964				31.00	31.00
	656986				38.49	38.49
	679111				22.39	22.39
	656988				43.00	43.00
	679120				33.00	33.00
	663970				24.60	24.60
	663972				40.22	40.22
	679156				113.51	113.51
	679191				49.73	49.73
	663976				29.05	29.05
	679185				19.00	19.00
	679164				28.41	28.41
	678723				37.39	37.39
	663979				50.71	50.71
	663982				12.64	12.64
	678743				23.00	23.00
	678746				89.12	89.12
	678747				18.99	18.99
	679219				266.30	266.30
	678889				21.00	21.00
	663983				14.37	14.37
	678905				47.00	47.00
	678755				29.88	29.88
	678772				58.48	58.48
	678777				31.25	31.25
	678592				23.01	23.01
	678785				17.24	17.24
	678791				34.08	34.08
	678596				34.53	34.53
	678601				38.04	38.04
	678636				14.00	14.00
	678790				69.38	69.38
	674989				37.48	37.48
	678643				27.00	27.00
	678607				20.71	20.71
	678642				43.00	43.00
	678651				15.26	15.26
	678659				23.41	23.41
	678700				34.81	34.81
	678696				509.31	509.31
	678699				70.98	70.98
	657008				24.37	24.37
	657010				12.00	12.00
	678670				30.90	30.90
	678673				31.51	31.51
	656401				33.73	33.73
	678680				68.86	68.86
	664010				23.43	23.43
	656407				25.00	25.00
	657016				43.00	43.00
	678986				50.27	50.27
	683551				3.77	3.77
	683556				33.84	33.84
	678720				35.54	35.54
	678990				23.46	23.46

## MARTIN COUNTY WATER DISTRICT

Aged Payables  
As of Apr 1, 2018

Filter Criteria includes: 1) Includes Drop Shipments. Report order is by ID. Report is printed in Detail Format.

Vendor ID Vendor Contact Telephone 1	Invoice/CM #	0 - 30	31 - 60	61 - 90	Over 90 days	Amount Due
	656409				28.59	28.59
	683605				40.00	40.00
	683611				36.92	36.92
	657022				36.00	36.00
	679009				35.50	35.50
	679005				16.03	16.03
	664018				39.86	39.86
	683575				19.59	19.59
	683574				45.51	45.51
	664025				38.45	38.45
	683710				90.21	90.21
	683640				37.50	37.50
	683636				31.00	31.00
	683587				18.30	18.30
	683643				9.65	9.65
	683647				18.14	18.14
	683718				28.00	28.00
	679034				38.84	38.84
	657023				22.04	22.04
	683657				49.36	49.36
	683664				171.00	171.00
	679039				12.41	12.41
	657028				37.92	37.92
	683733				31.35	31.35
	683673				36.80	36.80
	664037				27.14	27.14
	683744				32.79	32.79
	686753				33.66	33.66
	683752				50.07	50.07
	683692				24.88	24.88
	683703				24.53	24.53
	683786				38.00	38.00
	656444				35.70	35.70
	657034				32.14	32.14
	683767				52.71	52.71
	683778				20.00	20.00
	684364				33.86	33.86
	657037				38.00	38.00
	683795				35.75	35.75
	684365				12.83	12.83
	684373				37.11	37.11
	656459				10.76	10.76
	684376				17.00	17.00
	683844				36.00	36.00
	656462				34.00	34.00
	684314				12.67	12.67
	657043				17.06	17.06
	684338				29.76	29.76
	684337				67.98	67.98
	684336				18.00	18.00
	683864				30.57	30.57
	683871				41.00	41.00
	657049				43.47	43.47
	683880				25.53	25.53
	656477				39.16	39.16
	684411				39.85	39.85
	656481				65.00	65.00
	683891				51.50	51.50
	657056				36.55	36.55
	684760				23.52	23.52
	664070				13.00	13.00

## MARTIN COUNTY WATER DISTRICT

## Aged Payables

As of Apr 1, 2018

Filter Criteria includes: 1) Includes Drop Shipments. Report order is by ID. Report is printed in Detail Format.

Vendor ID Vendor Contact Telephone 1	Invoice/CM #	0 - 30	31 - 60	61 - 90	Over 90 days	Amount Due
	684420				11.24	11.24
	684421				8.78	8.78
	684422				35.49	35.49
	656491				42.39	42.39
	657060				37.50	37.50
	683910				21.00	21.00
	684449				12.28	12.28
	684453				12.09	12.09
	684479				19.68	19.68
	684483				23.00	23.00
	684486				56.16	56.16
	657064				21.43	21.43
	657066				41.00	41.00
	684459				58.01	58.01
	684462				43.85	43.85
	684494				35.39	35.39
	656501				30.95	30.95
	684525				28.33	28.33
	657069				33.04	33.04
	683946				54.09	54.09
	684532				41.00	41.00
	684536				129.69	129.69
	657071				8.99	8.99
	657072				41.00	41.00
	664088				15.83	15.83
	683956				31.88	31.88
	684546				34.97	34.97
	664093				41.04	41.04
	684548				73.39	73.39
	684560				24.05	24.05
	657074				41.29	41.29
	657075				41.03	41.03
	664097				26.00	26.00
	683990				39.00	39.00
	684565				47.43	47.43
	684566				30.72	30.72
	684574				24.01	24.01
	684575				16.11	16.11
	657078				19.66	19.66
	684577				41.50	41.50
	683301				53.00	53.00
	684594				46.59	46.59
	684656				21.32	21.32
	684601				19.08	19.08
	684602				23.82	23.82
	684603				23.38	23.38
	664110				41.72	41.72
	683318				43.40	43.40
	683330				47.00	47.00
	684621				66.14	66.14
	657084				45.47	45.47
	684682				28.07	28.07
	684699				10.95	10.95
	656536				190.00	190.00
	657085				20.00	20.00
	683352				59.00	59.00
	684684				32.81	32.81
	684696				188.00	188.00
	684705				60.19	60.19
	684706				60.01	60.01
	664120				27.91	27.91

**MARTIN COUNTY WATER DISTRICT**  
**Aged Payables**  
**As of Apr 1, 2018**

Filter Criteria includes: 1) Includes Drop Shipments. Report order is by ID. Report is printed in Detail Format.

Vendor ID Vendor Contact Telephone 1	Invoice/CM #	0 - 30	31 - 60	61 - 90	Over 90 days	Amount Due
	664121				21.09	21.09
	684712				11.89	11.89
	657093				36.96	36.96
	679802				77.19	77.19
	684727				13.20	13.20
	684753				50.00	50.00
	664127				21.39	21.39
	679816				42.50	42.50
	679817				51.17	51.17
	683384				51.50	51.50
	684730				39.25	39.25
	684733				11.97	11.97
	679830				38.72	38.72
	679836				29.49	29.49
	664141				37.82	37.82
	679841				0.60	0.60
	684742				39.42	39.42
	684755				42.01	42.01
	684759				47.39	47.39
	656554				55.25	55.25
	656555				26.25	26.25
	657107				43.00	43.00
	679848				45.06	45.06
	679851				16.00	16.00
	683416				46.00	46.00
	656556				20.01	20.01
	679861				9.56	9.56
	684771				21.97	21.97
	656560				47.00	47.00
	664151				44.50	44.50
	683439				25.00	25.00
	657120				38.10	38.10
	684782				20.00	20.00
	657122				4.53	4.53
	664156				46.98	46.98
	684786				51.72	51.72
	684788				34.00	34.00
	679886				40.34	40.34
	679888				27.00	27.00
	683454				47.73	47.73
	684790				15.69	15.69
	679893				45.97	45.97
	679896				60.00	60.00
	683465				19.80	19.80
	684795				47.17	47.17
	679923				45.34	45.34
	657141				31.90	31.90
	679906				43.32	43.32
	679909				44.07	44.07
	683486				43.00	43.00
	679941				85.03	85.03
	679944				44.66	44.66
	656585				195.00	195.00
	657143				11.91	11.91
	664170				45.97	45.97
	679951				31.14	31.14
	679956				190.00	190.00
	679995				46.12	46.12
	664172				17.52	17.52
	679999				62.01	62.01
	679973				40.30	40.30

**MARTIN COUNTY WATER DISTRICT**  
**Aged Payables**  
**As of Apr 1, 2018**

Filter Criteria includes: 1) Includes Drop Shipments. Report order is by ID. Report is printed in Detail Format.

Vendor ID Vendor Contact Telephone 1	Invoice/CM #	0 - 30	31 - 60	61 - 90	Over 90 days	Amount Due
	680054				26.61	26.61
	679981				48.52	48.52
	680013				34.70	34.70
	656596				40.55	40.55
	681431				68.00	68.00
	681482				20.00	20.00
	683531				47.26	47.26
	664186				51.24	51.24
	656603				42.01	42.01
	681492				19.45	19.45
	681493				47.98	47.98
	681501				27.50	27.50
	681505				30.66	30.66
	681508				186.75	186.75
	683055				68.00	68.00
	656614				65.54	65.54
	681451				55.08	55.08
	681511				133.13	133.13
	681512				20.01	20.01
	681519				66.23	66.23
	664197				25.00	25.00
	681528				35.41	35.41
	681529				26.00	26.00
	681530				144.20	144.20
	681459				130.74	130.74
	681533				17.00	17.00
	681470				106.13	106.13
	681538				50.15	50.15
	681302				180.98	180.98
	681472				31.68	31.68
	681473				36.00	36.00
	680085				26.00	26.00
	681306				47.00	47.00
	681307				76.64	76.64
	680017				195.21	195.21
	680028				34.60	34.60
	681317				31.50	31.50
	656640				49.47	49.47
	680091				32.13	32.13
	681323				332.05	332.05
	681324				48.41	48.41
	683125				63.00	63.00
	683126				46.66	46.66
	681325				198.69	198.69
	681334				183.27	183.27
	681374				226.74	226.74
	681376				180.61	180.61
	681377				30.00	30.00
	656650				75.16	75.16
	681378				15.03	15.03
	681382				35.69	35.69
	681386				28.74	28.74
	684134				42.11	42.11
	681341				18.00	18.00
	681347				54.48	54.48
	681362				54.75	54.75
	681388				62.01	62.01
	681390				38.00	38.00
	683154				28.00	28.00
	681351				6.34	6.34
	681352				25.00	25.00

## MARTIN COUNTY WATER DISTRICT

Aged Payables  
As of Apr 1, 2018

Filter Criteria includes: 1) Includes Drop Shipments. Report order is by ID. Report is printed in Detail Format.

Vendor ID Vendor Contact Telephone 1	Invoice/CM #	0 - 30	31 - 60	61 - 90	Over 90 days	Amount Due
	681358				19.00	19.00
	681359				31.08	31.08
	682556				18.82	18.82
	681053				24.01	24.01
	681396				42.67	42.67
	681402				49.06	49.06
	681407				56.51	56.51
	683181				54.00	54.00
	680047				33.87	33.87
	681420				11.94	11.94
	684089				33.00	33.00
	681083				60.93	60.93
	683206				46.00	46.00
	680111				47.00	47.00
	681072				15.00	15.00
	681074				46.44	46.44
	681175				30.00	30.00
	684096				45.91	45.91
	681174				13.72	13.72
	681183				26.70	26.70
	683223				47.98	47.98
	683239				63.00	63.00
	684136				16.00	16.00
	680121				25.00	25.00
	681106				89.67	89.67
	681108				7.93	7.93
	681109				35.86	35.86
	681112				23.01	23.01
	681113				50.76	50.76
	681114				28.79	28.79
	681207				140.85	140.85
	682581				211.47	211.47
	683252				48.03	48.03
	681214				54.79	54.79
	681134				82.76	82.76
	681218				18.30	18.30
	681137				21.00	21.00
	681138				40.63	40.63
	681225				99.02	99.02
	683274				30.00	30.00
	681151				25.00	25.00
	681154				38.92	38.92
	681227				21.24	21.24
	681161				14.00	14.00
	681239				60.00	60.00
	680169				52.00	52.00
	681273				23.82	23.82
	681274				34.26	34.26
	682596				56.15	56.15
	683292				53.69	53.69
	681251				58.47	58.47
	681288				33.01	33.01
	682602				53.01	53.01
	682605				33.33	33.33
	680174				48.58	48.58
	681559				39.78	39.78
	681560				64.53	64.53
	681570				33.00	33.00
	681577				55.00	55.00
	681681				47.87	47.87
	681683				16.88	16.88

## MARTIN COUNTY WATER DISTRICT

Aged Payables  
As of Apr 1, 2018

Filter Criteria Includes: 1) Includes Drop Shipments. Report order is by ID. Report is printed in Detail Format.

Vendor ID	Invoice/CM #	0 - 30	31 - 60	61 - 90	Over 90 days	Amount Due
	681587				26.40	26.40
	681582				19.00	19.00
	681678				38.13	38.13
	681696				25.62	25.62
	681598				43.00	43.00
	682621				56.53	56.53
	681603				52.72	52.72
	682625				24.48	24.48
	682627				28.30	28.30
	680191				22.00	22.00
	683299				57.00	57.00
	681630				52.94	52.94
	681716				24.01	24.01
	684175				52.17	52.17
	681639				46.97	46.97
	681651				22.01	22.01
	682635				74.74	74.74
	684176				16.99	16.99
	680570				53.00	53.00
	681655				37.30	37.30
	681727				68.16	68.16
	681664				25.20	25.20
	681675				21.88	21.88
	681733				40.04	40.04
	682654				230.03	230.03
	680598				70.00	70.00
	681737				52.19	52.19
	681739				122.80	122.80
	681783				73.53	73.53
	682659				79.80	79.80
	681752				33.00	33.00
	681754				46.36	46.36
	682664				144.35	144.35
	681765				27.45	27.45
	681905				112.35	112.35
	680623				40.00	40.00
	681766				55.42	55.42
	6817911				8.42	8.42
	681804				197.40	197.40
	681908				93.48	93.48
	681805				81.06	81.06
	682675				228.46	228.46
	680215				138.32	138.32
	681900				72.25	72.25
	681914				34.00	34.00
	681915				42.52	42.52
	680098				58.00	58.00
	681813				35.48	35.48
	681818				158.18	158.18
	681895				47.09	47.09
	681896				4.15	4.15
	680217				55.44	55.44
	680221				195.47	195.47
	682689				37.50	37.50
	680661				50.00	50.00
	681670				243.63	243.63
	680224				73.07	73.07
	680225				137.35	137.35
	680230				43.70	43.70
	681832				28.85	28.85
	681842				20.00	20.00



**MARTIN COUNTY WATER DISTRICT**  
**Aged Payables**  
**As of Apr 1, 2018**

Filter Criteria includes: 1) Includes Drop Shipments. Report order is by ID. Report is printed in Detail Format.

Vendor ID Vendor Contact Telephone 1	Invoice/CM #	0 - 30	31 - 60	61 - 90	Over 90 days	Amount Due
	681930				24.00	24.00
	680231				50.78	50.78
	680232				102.76	102.76
	680683				58.79	58.79
	680233				144.64	144.64
	684212				56.28	56.28
	680235				69.25	69.25
	680238				136.66	136.66
	680240				108.81	108.81
	681865				73.39	73.39
	682703				55.20	55.20
	684215				24.00	24.00
	681886				22.50	22.50
	681976				50.56	50.56
	682025				47.00	47.00
	680246				33.35	33.35
	680247				45.67	45.67
	681965				50.49	50.49
	680249				25.82	25.82
	681995				86.99	86.99
	682001				35.40	35.40
	684806				61.01	61.01
	682073				31.91	31.91
	684816				46.13	46.13
	684246				29.69	29.69
	682092				30.48	30.48
	682038				47.58	47.58
	682037				46.42	46.42
	684804				20.00	20.00
	682050				34.39	34.39
	680260				76.00	76.00
	684831				25.65	25.65
	684846				43.82	43.82
	684843				31.00	31.00
	684893				54.23	54.23
	682127				51.30	51.30
	684260				49.10	49.10
	682133				50.55	50.55
	682142				32.67	32.67
	684264				30.28	30.28
	684974				59.95	59.95
	682154				41.16	41.16
	680274				77.29	77.29
	680279				39.71	39.71
	684979				20.55	20.55
	684945				27.52	27.52
	680282				34.74	34.74
	680287				27.00	27.00
	684953				20.00	20.00
	684954				15.23	15.23
	682183				87.00	87.00
	680292				38.25	38.25
	680293				25.00	25.00
	685022				67.01	67.01
	685025				20.00	20.00
	680290				47.44	47.44
	680296				29.18	29.18
	680300				27.45	27.45
	682219				35.95	35.95
	685044				54.01	54.01
	685053				6.43	6.43

## MARTIN COUNTY WATER DISTRICT

## Aged Payables

As of Apr 1, 2018

Filter Criteria includes: 1) Includes Drop Shipments. Report order is by ID. Report is printed in Detail Format.

Vendor ID Vendor Contact Telephone 1	Invoice/CM #	0 - 30	31 - 60	61 - 90	Over 90 days	Amount Due
	685060				69.01	69.01
	682224				30.02	30.02
	685173				18.50	18.50
	682232				25.72	25.72
	682237				13.44	13.44
	685141				84.05	84.05
	685142				20.00	20.00
	679607				30.01	30.01
	680309				133.05	133.05
	682252				44.06	44.06
	685097				18.59	18.59
	685156				28.21	28.21
	680311				28.15	28.15
	685109				59.49	59.49
	685112				15.20	15.20
	685161				72.36	72.36
	685113				48.12	48.12
	685116				42.02	42.02
	682277				29.00	29.00
	682325				42.00	42.00
	685133				22.94	22.94
	685188				79.88	79.88
	682291				43.79	43.79
	685195				24.59	24.59
	685200				11.34	11.34
	680724				21.00	21.00
	685209				21.16	21.16
	685218				26.55	26.55
	685237				85.38	85.38
	685273				19.59	19.59
	680326				38.00	38.00
	685252				15.76	15.76
	685278				19.00	19.00
	680749				44.24	44.24
	685283				17.58	17.58
	685285				27.00	27.00
	680759				65.00	65.00
	679637				35.50	35.50
	680330				22.74	22.74
	682359				36.00	36.00
	685267				22.42	22.42
	685300				31.00	31.00
	685415				54.01	54.01
	685418				30.00	30.00
	680410				23.50	23.50
	685431				29.65	29.65
	685804				63.50	63.50
	680411				38.00	38.00
	680415				31.55	31.55
	682373				34.75	34.75
	685318				20.00	20.00
	685327				41.19	41.19
	685438				4.31	4.31
	680418				20.84	20.84
	685448				25.00	25.00
	680420				48.34	48.34
	682386				73.00	73.00
	685339				10.47	10.47
	685454				21.55	21.55
	680423				36.80	36.80
	685351				37.49	37.49

**MARTIN COUNTY WATER DISTRICT**  
**Aged Payables**  
**As of Apr 1, 2018**

Filter Criteria includes: 1) Includes Drop Shipments. Report order is by ID. Report is printed in Detail Format.

Vendor ID Vendor Contact Telephone 1	Invoice/CM #	0 - 30	31 - 60	61 - 90	Over 90 days	Amount Due
	685412				18.58	18.58
	685360				25.88	25.88
	685859				80.29	80.29
	682405				40.00	40.00
	685377				28.33	28.33
	685384				39.92	39.92
	685400				27.24	27.24
	685877				54.00	54.00
	685880				39.00	39.00
	682418				53.29	53.29
	685482				34.47	34.47
	685553				23.14	23.14
	680439				22.51	22.51
	685494				26.33	26.33
	685558				20.02	20.02
	679698				37.50	37.50
	685509				49.30	49.30
	685921				47.86	47.86
	685935				85.00	85.00
	685522				31.51	31.51
	680442				48.00	48.00
	685531				40.18	40.18
	685566				26.62	26.62
	680446				23.91	23.91
	685539				20.00	20.00
	680448				25.60	25.60
	680449				35.81	35.81
	685967				33.01	33.01
	680452				48.79	48.79
	682451				49.00	49.00
	685604				25.26	25.26
	685606				33.82	33.82
	685626				20.00	20.00
	686005				71.00	71.00
	679725				30.52	30.52
	680455				20.13	20.13
	686011				21.71	21.71
	685639				18.71	18.71
	686028				54.87	54.87
	682467				42.75	42.75
	682473				150.00	150.00
	685701				32.56	32.56
	685674				64.65	64.65
	685677				44.50	44.50
	685707				28.65	28.65
	686051				27.98	27.98
	685713				20.00	20.00
	686063				22.29	22.29
	686068				69.00	69.00
	685727				20.00	20.00
	685714				31.00	31.00
	688130				48.11	48.11
	686079				21.86	21.86
	685759				184.98	184.98
	682501				42.00	42.00
	679748				23.21	23.21
	685769				23.00	23.00
	682506				21.50	21.50
	682507				79.15	79.15
	680360				68.79	68.79
	682514				25.23	25.23

## MARTIN COUNTY WATER DISTRICT

## Aged Payables

As of Apr 1, 2018

Filter Criteria includes: 1) Includes Drop Shipments. Report order is by ID. Report is printed in Detail Format.

Vendor ID Vendor Contact Telephone 1	Invoice/CM #	0 - 30	31 - 60	61 - 90	Over 90 days	Amount Due
	685753				15.00	15.00
	686354				87.96	87.96
	686364				42.50	42.50
	686365				25.00	25.00
	680372				18.00	18.00
	682517				46.01	46.01
	682518				9.96	9.96
	680466				40.00	40.00
	680376				26.24	26.24
	680394				45.61	45.61
	682528				11.43	11.43
	680470				30.04	30.04
	686422				89.97	89.97
	686384				25.00	25.00
	686427				20.00	20.00
	682533				42.50	42.50
	687602				65.00	65.00
	686389				36.41	36.41
	679762				25.51	25.51
	680476				40.05	40.05
	679774				3.17	3.17
	686495				47.00	47.00
	686410				30.71	30.71
	679769				31.22	31.22
	679772				32.16	32.16
	686450				25.01	25.01
	686447				19.97	19.97
	686444				140.54	140.54
	679777				28.47	28.47
	687634				70.29	70.29
	686461				76.11	76.11
	686456				41.24	41.24
	686518				20.00	20.00
	686462				29.47	29.47
	686107				44.70	44.70
	680484				33.00	33.00
	686525				25.00	25.00
	680485				20.09	20.09
	686530				55.54	55.54
	679785				25.20	25.20
	686534				38.84	38.84
	680490				38.55	38.55
	686120				150.00	150.00
	686119				39.45	39.45
	679793				26.52	26.52
	687683				63.79	63.79
	680493				30.89	30.89
	686124				40.00	40.00
	686583				38.00	38.00
	686551				20.01	20.01
	680496				15.79	15.79
	687694				48.30	48.30
	680500				28.10	28.10
	680502				73.00	73.00
	680501				36.66	36.66
	686572				20.00	20.00
	686570				25.03	25.03
	686138				47.00	47.00
	689868				43.80	43.80
	688112				26.58	26.58
	689877				40.51	40.51

## MARTIN COUNTY WATER DISTRICT

## Aged Payables

As of Apr 1, 2018

Filter Criteria includes: 1) Includes Drop Shipments. Report order is by ID. Report is printed in Detail Format.

Vendor ID Vendor Contact Telephone 1	Invoice/CM #	0 - 30	31 - 60	61 - 90	Over 90 days	Amount Due
	688125				63.01	63.01
	688286				20.06	20.06
	688120				42.01	42.01
	688292				20.00	20.00
	688299				75.48	75.48
	688132				24.00	24.00
	687746				31.80	31.80
	687751				77.01	77.01
	680514				51.00	51.00
	680517				36.09	36.09
	688321				35.11	35.11
	688148				22.00	22.00
	688152				29.10	29.10
	686159				129.00	129.00
	688160				52.37	52.37
	688345				47.96	47.96
	688343				15.16	15.16
	688164				21.01	21.01
	687776				54.00	54.00
	686173				41.20	41.20
	680526				31.32	31.32
	680528				42.75	42.75
	688224				20.02	20.02
	688178				33.15	33.15
	688227				27.24	27.24
	687805				62.00	62.00
	687807				29.60	29.60
	680529				38.52	38.52
	688239				30.00	30.00
	680531				29.83	29.83
	689910				34.40	34.40
	687822				50.47	50.47
	680533				39.00	39.00
	686183				43.25	43.25
	688245				20.00	20.00
	680534				54.00	54.00
	688260				52.02	52.02
	687861				20.01	20.01
	280539				44.00	44.00
	680537				25.12	25.12
	687850				69.00	69.00
	686190				140.00	140.00
	687866				30.00	30.00
	680542				39.00	39.00
	687912				25.00	25.00
	689922				24.06	24.06
	686198				42.25	42.25
	680524				38.50	38.50
	687893				66.20	66.20
	680540				67.00	67.00
	680541				21.00	21.00
	680544				46.42	46.42
	687961				25.00	25.00
	687963				40.45	40.45
	686204				5.29	5.29
	686205				3.38	3.38
	686223				46.01	46.01
	687914				51.55	51.55
	687968				40.57	40.57
	687974				20.00	20.00
	688417				82.00	82.00

**MARTIN COUNTY WATER DISTRICT**  
**Aged Payables**  
**As of Apr 1, 2018**

Filter Criteria includes: 1) Includes Drop Shipments. Report order is by ID. Report is printed in Detail Format.

Vendor ID Vendor Contact Telephone 1	Invoice/CM #	0 - 30	31 - 60	61 - 90	Over 90 days	Amount Due
	686219				92.66	92.66
	680547				42.00	42.00
	686215				40.07	40.07
	687930				11.49	11.49
	687980				26.77	26.77
	686601				25.00	25.00
	687987				40.73	40.73
	687962				30.03	30.03
	687953				45.14	45.14
	686602				37.00	37.00
	686225				21.47	21.47
	688031				19.49	19.49
	688010				34.48	34.48
	688448				72.00	72.00
	689938				25.03	25.03
	686233				47.00	47.00
	686608				47.00	47.00
	688014				26.00	26.00
	688041				25.00	25.00
	688038				29.09	29.09
	688083				46.55	46.55
	688078				18.24	18.24
	689949				43.00	43.00
	686242				29.81	29.81
	686241				30.07	30.07
	689951				4.23	4.23
	686615				34.00	34.00
	688057				20.00	20.00
	688055				77.01	77.01
	686248				42.40	42.40
	686250				41.40	41.40
	689954				25.00	25.00
	686627				28.10	28.10
	688503				65.00	65.00
	686620				45.00	45.00
	686858				31.00	31.00
	688076				46.13	46.13
	686865				25.00	25.00
	687023				26.02	26.02
	687025				46.19	46.19
	686273				40.45	40.45
	686625				40.54	40.54
	688519				72.00	72.00
	687037				25.00	25.00
	686876				33.83	33.83
	686278				92.14	92.14
	686631				57.00	57.00
	686886				75.50	75.50
	686885				22.00	22.00
	686639				27.60	27.60
	687062				32.62	32.62
	687052				37.13	37.13
	686291				43.70	43.70
	687066				75.44	75.44
	689978				40.76	40.76
	687072				25.01	25.01
	686641				40.01	40.01
	686292				78.35	78.35
	688563				52.65	52.65
	688557				52.50	52.50
	686643				33.50	33.50

## MARTIN COUNTY WATER DISTRICT

Aged Payables  
As of Apr 1, 2018

Filter Criteria includes: 1) Includes Drop Shipments. Report order is by ID. Report is printed in Detail Format.

Vendor ID Vendor Contact Telephone 1	Invoice/CM #	0 - 30	31 - 60	61 - 90	Over 90 days	Amount Due
	686301				32.99	32.99
	687076				35.61	35.61
	686913				30.00	30.00
	686644				46.21	46.21
	686304				40.00	40.00
	686657				31.50	31.50
	686921				30.00	30.00
	686312				36.85	36.85
	686955				45.25	45.25
	686651				77.58	77.58
	686930				11.47	11.47
	686316				29.57	29.57
	686607				24.01	24.01
	693118				46.57	46.57
	686321				44.00	44.00
	686946				20.00	20.00
	686662				27.00	27.00
	693120				64.00	64.00
	689994				47.00	47.00
	686665				32.38	32.38
	686953				27.00	27.00
	687007				50.00	50.00
	686951				32.52	32.52
	693131				38.80	38.80
	686667				35.00	35.00
	693142				34.63	34.63
	693140				25.74	25.74
	693150				62.00	62.00
	691629				26.44	26.44
	691630				46.52	46.52
	686671				35.00	35.00
	686672				31.23	31.23
	693163				27.50	27.50
	691640				62.44	62.44
	691641				38.12	38.12
	686680				26.00	26.00
	691654				25.00	25.00
	691618				25.05	25.05
	691623				223.00	223.00
	691647				63.13	63.13
	688608				36.00	36.00
	693183				26.42	26.42
	686682				33.02	33.02
	690018				37.00	37.00
	686684				67.21	67.21
	686683				21.04	21.04
	690022				30.00	30.00
	691707				46.53	46.53
	693201				44.89	44.89
	686686				22.50	22.50
	690024				19.06	19.06
	691793				22.75	22.75
	686688				31.00	31.00
	690036				29.24	29.24
	691802				25.00	25.00
	686689				28.50	28.50
	686690				90.05	90.05
	686691				100.01	100.01
	686692				26.25	26.25
	688629				202.76	202.76
	693221				26.40	26.40

**MARTIN COUNTY WATER DISTRICT**  
**Aged Payables**  
**As of Apr 1, 2018**

Filter Criteria includes: 1) Includes Drop Shipments. Report order is by ID. Report is printed in Detail Format.

Vendor ID Vendor Contact Telephone 1	Invoice/CM #	0 - 30	31 - 60	61 - 90	Over 90 days	Amount Due
	688638				109.49	109.49
	691754				64.20	64.20
	691818				20.00	20.00
	691817				37.00	37.00
	691755				27.73	27.73
	688648				57.28	57.28
	691821				34.00	34.00
	691820				32.19	32.19
	691761				54.99	54.99
	693243				34.01	34.01
	693252				63.01	63.01
	686700				37.01	37.01
	686701				38.62	38.62
	688656				199.00	199.00
	691855				51.92	51.92
	691851				60.23	60.23
	691781				25.76	25.76
	690062				30.00	30.00
	688663				180.01	180.01
	686703				59.00	59.00
	691836				26.26	26.26
	691868				47.54	47.54
	691841				35.94	35.94
	691840				72.26	72.26
	691839				32.10	32.10
	690065				57.50	57.50
	690068				43.55	43.55
	691935				23.38	23.38
	691874				173.81	173.81
	691889				25.18	25.18
	691897				25.02	25.02
	691937				23.08	23.08
	691885				66.54	66.54
	686712				33.55	33.55
	691949				43.25	43.25
	691946				68.01	68.01
	691903				26.94	26.94
	691902				216.40	216.40
	693314				38.92	38.92
	686714				20.02	20.02
	691913				2.35	2.35
	691911				192.43	192.43
	691959				20.00	20.00
	693316				41.79	41.79
	690071				40.09	40.09
	691960				27.44	27.44
	686716				103.65	103.65
	693323				40.35	40.35
	688691				157.77	157.77
	690075				53.00	53.00
	692036				32.17	32.17
	688694				182.20	182.20
	688693				23.13	23.13
	686718				35.00	35.00
	693336				72.50	72.50
	692041				45.01	45.01
	691978				58.06	58.06
	686722				35.00	35.00
	690085				26.82	26.82
	692046				243.75	243.75
	692049				26.01	26.01



## MARTIN COUNTY WATER DISTRICT

## Aged Payables

As of Apr 1, 2018

Filter Criteria includes: 1) Includes Drop Shipments. Report order is by ID. Report is printed in Detail Format.

Vendor ID Vendor Contact Telephone 1	Invoice/CM #	0 - 30	31 - 60	61 - 90	Over 90 days	Amount Due
	692005				55.01	55.01
	692002				30.00	30.00
	688705				198.06	198.06
	686729				29.00	29.00
	686725				45.00	45.00
	692016				235.94	235.94
	688710				59.37	59.37
	686730				23.20	23.20
	690096				30.50	30.50
	692063				41.21	41.21
	686732				136.26	136.26
	694102				39.01	39.01
	686734				35.32	35.32
	692029				31.27	31.27
	692027				284.35	284.35
	693284				45.99	45.99
	692077				28.59	28.59
	692376				30.45	30.45
	692073				270.28	270.28
	686741				32.50	32.50
	693347				50.07	50.07
	692082				42.95	42.95
	686739				80.00	80.00
	693397				12.69	12.69
	692381				157.84	157.84
	692084				50.00	50.00
	692086				30.00	30.00
	694108				30.09	30.09
	693402				4.23	4.23
	693404				51.20	51.20
	693403				36.00	36.00
	692091				33.00	33.00
	692397				25.01	25.01
	686747				214.57	214.57
	686751				116.83	116.83
	692357				46.50	46.50
	694123				50.73	50.73
	692405				30.08	30.08
	694119				39.50	39.50
	686750				29.26	29.26
	686752				251.19	251.19
	692366				70.00	70.00
	692469				20.05	20.05
	686757				38.00	38.00
	686758				30.07	30.07
	686755				218.48	218.48
	692417				41.88	41.88
	688747				40.40	40.40
	692431				22.92	22.92
	692432				67.44	67.44
	692433				58.37	58.37
	692479				198.40	198.40
	692439				173.50	173.50
	692445				4.23	4.23
	692485				96.01	96.01
	692446				54.00	54.00
	693447				54.54	54.54
	686763				24.00	24.00
	686764				30.32	30.32
	686765				35.14	35.14
	686766				179.30	179.30

## MARTIN COUNTY WATER DISTRICT

## Aged Payables

As of Apr 1, 2018

Filter Criteria includes: 1) Includes Drop Shipments. Report order is by ID. Report is printed in Detail Format.

Vendor ID Vendor Contact Telephone 1	Invoice/CM #	0 - 30	31 - 60	61 - 90	Over 90 days	Amount Due
	694137				31.00	31.00
	686769				129.82	129.82
	686770				52.97	52.97
	686844				30.85	30.85
	688773				230.00	230.00
	688768				28.59	28.59
	686773				30.01	30.01
	686772				103.54	103.54
	692538				80.00	80.00
	692542				179.25	179.25
	692504				27.04	27.04
	692503				44.53	44.53
	686778				37.50	37.50
	692505				25.74	25.74
	692520				23.07	23.07
	692523				36.08	36.08
	692552				22.23	22.23
	692549				57.86	57.86
	692529				36.00	36.00
	692555				22.00	22.00
	692537				75.02	75.02
	692534				54.18	54.18
	694150				31.00	31.00
	693480				62.00	62.00
	686784				218.92	218.92
	692571				32.58	32.58
	686787				180.00	180.00
	692572				25.05	25.05
	686788				32.64	32.64
	692591				47.34	47.34
	692589				35.18	35.18
	692580				166.07	166.07
	686789				13.97	13.97
	679722				42.00	42.00
	696101				36.94	36.94
	692592				33.43	33.43
	692596				50.07	50.07
	693503				54.00	54.00
	693507				61.50	61.50
	686792				37.00	37.00
	696112				72.55	72.55
	694164				27.29	27.29
	694153				44.92	44.92
	694152				40.00	40.00
	686795				32.00	32.00
	696123				48.40	48.40
	693529				63.00	63.00
	696155				28.68	28.68
	696154				31.40	31.40
	694170				46.91	46.91
	686798				31.84	31.84
	686800				48.00	48.00
	694176				46.05	46.05
	696173				4.23	4.23
	688812				26.29	26.29
	694177				36.00	36.00
	696217				49.06	49.06
	696223				31.30	31.30
	686804				25.00	25.00
	696181				72.72	72.72
	696211				28.56	28.56

**MARTIN COUNTY WATER DISTRICT**  
**Aged Payables**  
**As of Apr 1, 2018**

Filter Criteria includes: 1) Includes Drop Shipments. Report order is by ID. Report is printed in Detail Format.

Vendor ID Vendor Contact Telephone 1	Invoice/CM #	0 - 30	31 - 60	61 - 90	Over 90 days	Amount Due
	696216				36.60	36.60
	694182				37.00	37.00
	693564				71.29	71.29
	696243				75.88	75.88
	693573				23.00	23.00
	693575				24.90	24.90
	696250				266.01	266.01
	696236				30.23	30.23
	686809				34.00	34.00
	693580				53.59	53.59
	686815				26.00	26.00
	694190				23.00	23.00
	696259				41.06	41.06
	696293				79.28	79.28
	696298				52.25	52.25
	686821				83.00	83.00
	686820				31.85	31.85
	696265				31.03	31.03
	696264				27.61	27.61
	686822				32.62	32.62
	696275				32.98	32.98
	696304				16.26	16.26
	696306				47.55	47.55
	694855				22.01	22.01
	688832				29.31	29.31
	696313				50.36	50.36
	686829				25.43	25.43
	696360				28.79	28.79
	696322				35.02	35.02
	696359				25.00	25.00
	694884				73.00	73.00
	694874				33.80	33.80
	686831				22.00	22.00
	696325				57.00	57.00
	694887				55.08	55.08
	696362				58.56	58.56
	694211				53.20	53.20
	686834				29.51	29.51
	696423				38.00	38.00
	696381				42.84	42.84
	696378				51.31	51.31
	696374				90.00	90.00
	696441				35.11	35.11
	696385				30.69	30.69
	696384				18.00	18.00
	694917				78.01	78.01
	696493				24.79	24.79
	696397				25.00	25.00
	686846				50.00	50.00
	686847				25.00	25.00
	686849				43.00	43.00
	696501				36.99	36.99
	692105				49.04	49.04
	696507				20.00	20.00
	696467				98.40	98.40
	696474				44.87	44.87
	696466				29.85	29.85
	692106				37.00	37.00
	696481				35.00	35.00
	692109				16.23	16.23
	696516				42.68	42.68

**MARTIN COUNTY WATER DISTRICT**  
**Aged Payables**  
**As of Apr 1, 2018**

Filter Criteria Includes: 1) Includes Drop Shipments. Report order is by ID. Report is printed in Detail Format.

Vendor ID Vendor Contact Telephone 1	Invoice/CM #	0 - 30	31 - 60	61 - 90	Over 90 days	Amount Due
	696487				67.30	67.30
	696485				33.27	33.27
	692112				26.19	26.19
	692114				41.44	41.44
	696558				29.64	29.64
	696552				5.29	5.29
	692115				63.50	63.50
	694242				2.85	2.85
	689626				55.00	55.00
	689625				36.07	36.07
	696534				53.00	53.00
	694245				40.82	40.82
	694244				53.67	53.67
	696538				50.24	50.24
	694251				36.37	36.37
	694250				30.00	30.00
	692118				47.42	47.42
	696579				26.13	26.13
	689638				105.34	105.34
	689639				7.40	7.40
	692121				52.48	52.48
	692123				35.53	35.53
	696606				25.44	25.44
	696608				25.92	25.92
	692124				74.00	74.00
	689645				83.87	83.87
	696590				101.43	101.43
	692132				38.01	38.01
	692127				36.00	36.00
	692134				35.80	35.80
	694263				50.19	50.19
	696613				29.50	29.50
	692128				32.43	32.43
	696622				46.65	46.65
	696661				33.00	33.00
	695017				76.50	76.50
	694271				47.35	47.35
	692129				28.00	28.00
	694274				36.00	36.00
	696641				25.09	25.09
	696648				41.96	41.96
	696681				35.59	35.59
	695036				44.00	44.00
	694280				40.79	40.79
	694282				50.81	50.81
	696658				60.41	60.41
	696718				25.00	25.00
	694290				53.95	53.95
	692158				26.86	26.86
	692156				58.00	58.00
	696722				34.00	34.00
	692161				23.29	23.29
	696738				48.67	48.67
	696734				25.01	25.01
	692163				145.20	145.20
	692167				50.28	50.28
	692164				23.76	23.76
	694295				29.74	29.74
	696715				32.01	32.01
	696747				33.81	33.81
	696750				8.40	8.40

**MARTIN COUNTY WATER DISTRICT**  
**Aged Payables**  
**As of Apr 1, 2018**

Filter Criteria includes: 1) Includes Drop Shipments. Report order is by ID. Report is printed in Detail Format.

Vendor ID Vendor Contact Telephone 1	Invoice/CM #	0 - 30	31 - 60	61 - 90	Over 90 days	Amount Due
	696790				25.03	25.03
	692171				67.50	67.50
	694299				35.20	35.20
	692176				66.30	66.30
	696757				19.62	19.62
	696793				24.77	24.77
	696797				28.33	28.33
	692181				55.35	55.35
	696764				27.51	27.51
	696811				25.01	25.01
	692188				38.53	38.53
	692182				54.29	54.29
	696769				30.05	30.05
	696817				24.01	24.01
	696782				31.29	31.29
	696820				40.06	40.06
	696819				36.02	36.02
	696827				54.79	54.79
	696828				32.39	32.39
	696888				5.29	5.29
	696887				53.84	53.84
	696886				35.39	35.39
	692196				37.64	37.64
	696843				20.63	20.63
	696839				52.15	52.15
	696846				25.00	25.00
	692201				41.36	41.36
	694319				68.32	68.32
	694320				35.63	35.63
	696905				75.00	75.00
	696906				25.00	25.00
	696867				17.42	17.42
	689716				48.16	48.16
	692207				34.98	34.98
	696917				25.03	25.03
	696878				4.16	4.16
	696938				56.24	56.24
	692211				46.26	46.26
	692213				42.29	42.29
	692215				24.00	24.00
	696942				29.43	29.43
	696985				25.89	25.89
	696984				76.00	76.00
	6922221				41.00	41.00
	692222				42.00	42.00
	696958				18.23	18.23
	696989				53.17	53.17
	696993				23.23	23.23
	696875				42.62	42.62
	696966				26.43	26.43
	696968				5.29	5.29
	692225				53.02	53.02
	694661				54.00	54.00
	694666				52.99	52.99
	697053				28.63	28.63
	694338				34.50	34.50
	697063				41.22	41.22
	692230				39.00	39.00
	692232				31.35	31.35
	694334				24.00	24.00
	697068				30.00	30.00

## MARTIN COUNTY WATER DISTRICT

## Aged Payables

As of Apr 1, 2018

Filter Criteria includes: 1) Includes Drop Shipments. Report order is by ID. Report is printed in Detail Format.

Vendor ID Vendor Contact Telephone 1	Invoice/CM #	0 - 30	31 - 60	61 - 90	Over 90 days	Amount Due
	694341				46.94	46.94
	697022				25.00	25.00
	694686				66.00	66.00
	694694				25.00	25.00
	697073				49.78	49.78
	697025				31.05	31.05
	697032				29.92	29.92
	697082				36.24	36.24
	697049				179.41	179.41
	694353				38.00	38.00
	697088				25.01	25.01
	689755				5.29	5.29
	697875				25.00	25.00
	697871				131.21	131.21
	694711				30.01	30.01
	694361				39.29	39.29
	697853				56.00	56.00
	697858				35.00	35.00
	697887				136.59	136.59
	697888				48.23	48.23
	694366				44.64	44.64
	692251				36.08	36.08
	692265				40.00	40.00
	692264				34.49	34.49
	697896				35.34	35.34
	692266				36.79	36.79
	694748				11.38	11.38
	697958				8.78	8.78
	697959				30.60	30.60
	692267				50.59	50.59
	692269				25.90	25.90
	694743				44.00	44.00
	694753				21.00	21.00
	692271				27.73	27.73
	694388				33.00	33.00
	692272				25.00	25.00
	694390				47.28	47.28
	697972				41.88	41.88
	692274				31.51	31.51
	697928				42.00	42.00
	692276				43.00	43.00
	694774				68.00	68.00
	697981				50.44	50.44
	697935				20.36	20.36
	692283				44.93	44.93
	697985				40.00	40.00
	697984				27.72	27.72
	692284				12.69	12.69
	692192				88.00	88.00
	697994				44.59	44.59
	697995				5.29	5.29
	697996				33.03	33.03
	698000				25.00	25.00
	698005				36.01	36.01
	697946				31.62	31.62
	692287				36.77	36.77
	694788				40.00	40.00
	694783				66.00	66.00
	692295				41.20	41.20
	692294				41.00	41.00
	698035				47.22	47.22

## MARTIN COUNTY WATER DISTRICT

## Aged Payables

As of Apr 1, 2018

Filter Criteria includes: 1) Includes Drop Shipments. Report order is by ID. Report is printed in Detail Format.

Vendor ID Vendor Contact Telephone 1	Invoice/CM #	0 - 30	31 - 60	61 - 90	Over 90 days	Amount Due
	698038				20.00	20.00
	692297				28.40	28.40
	694416				45.29	45.29
	694418				49.95	49.95
	698140				57.30	57.30
	698047				15.29	15.29
	692298				33.80	33.80
	698085				45.87	45.87
	698095				42.00	42.00
	698017				27.12	27.12
	698058				48.38	48.38
	698062				25.00	25.00
	694809				90.50	90.50
	694433				43.01	43.01
	694432				37.47	37.47
	694437				52.63	52.63
	694470				43.34	43.34
	698129				22.00	22.00
	694438				47.46	47.46
	698136				20.00	20.00
	694826				44.24	44.24
	698147				25.00	25.00
	698106				53.56	53.56
	694831				69.00	69.00
	698104				33.10	33.10
	694443				38.29	38.29
	698150				46.73	46.73
	698112				28.63	28.63
	698109				33.73	33.73
	694446				29.36	29.36
	694828				9.52	9.52
	698124				29.52	29.52
	694493				29.47	29.47
	694844				28.01	28.01
	694845				18.19	18.19
	694847				60.00	60.00
	694842				55.22	55.22
	694843				50.84	50.84
	694454				45.29	45.29
	694453				28.67	28.67
	694455				42.55	42.55
	698192				25.13	25.13
	698166				53.18	53.18
	694456				36.50	36.50
	698201				30.00	30.00
	698365				74.50	74.50
	694475				55.19	55.19
	698213				52.35	52.35
	698183				40.75	40.75
	698381				32.00	32.00
	694461				28.00	28.00
	698215				25.00	25.00
	698216				8.46	8.46
	698243				23.17	23.17
	698248				19.06	19.06
	698230				45.65	45.65
	698232				19.06	19.06
	692304				29.65	29.65
	692306				80.71	80.71
	698250				94.37	94.37
	692307				52.94	52.94

**MARTIN COUNTY WATER DISTRICT**  
**Aged Payables**  
**As of Apr 1, 2018**

Filter Criteria includes: 1) Includes Drop Shipments. Report order is by ID. Report is printed in Detail Format.

Vendor ID Vendor Contact Telephone 1	Invoice/CM #	0 - 30	31 - 60	61 - 90	Over 90 days	Amount Due
	698291				25.00	25.00
	698272				53.35	53.35
	698265				36.42	36.42
	698404				33.98	33.98
	692311				42.00	42.00
	698409				65.00	65.00
	692316				27.96	27.96
	698341				48.83	48.83
	698338				8.46	8.46
	692318				77.06	77.06
	698347				25.00	25.00
	698349				30.03	30.03
	692322				39.00	39.00
	699860				155.82	155.82
	698317				51.99	51.99
	698428				60.00	60.00
	698431				25.00	25.00
	698324				20.01	20.01
	698329				33.03	33.03
	698330				48.13	48.13
	698327				11.21	11.21
	699895				50.32	50.32
	699871				30.50	30.50
	699869				48.71	48.71
	692334				60.31	60.31
	698444				61.00	61.00
	699903				30.36	30.36
	699932				39.77	39.77
	699911				94.69	94.69
	699909				28.02	28.02
	692337				28.44	28.44
	699945				31.45	31.45
	699942				35.61	35.61
	692341				35.44	35.44
	698464				29.30	29.30
	698467				52.68	52.68
	699928				25.01	25.01
	699956				51.46	51.46
	700108				46.35	46.35
	699986				60.25	60.25
	699963				28.72	28.72
	699967				36.51	36.51
	700101				78.00	78.00
	699972				103.89	103.89
	694586				60.82	60.82
	700102				8.28	8.28
	700028				41.00	41.00
	700013				32.31	32.31
	700105				34.71	34.71
	698494				43.68	43.68
	700113				20.92	20.92
	694597				60.12	60.12
	700047				32.46	32.46
	700114				32.20	32.20
	698517				61.00	61.00
	700120				30.00	30.00
	700118				30.00	30.00
	692343				44.72	44.72
	689338				33.11	33.11
	697610				27.00	27.00
	700124				31.50	31.50



MARTIN COUNTY WATER DISTRICT

Aged Payables  
As of Apr 1, 2018

Filter Criteria includes: 1) Includes Drop Shipments. Report order is by ID. Report is printed in Detail Format.

Vendor ID Vendor Contact Telephone 1	Invoice/CM #	0 - 30	31 - 60	61 - 90	Over 90 days	Amount Due
	700125				47.55	47.55
	700080				41.55	41.55
	700074				35.01	35.01
	697611				37.38	37.38
	700098				18.06	18.06
	697633				11.43	11.43
	697616				45.82	45.82
	700099				37.78	37.78
	700134				22.64	22.64
	697638				25.00	25.00
	700136				25.82	25.82
	700138				35.48	35.48
	700144				43.40	43.40
	697632				30.81	30.81
	697646				47.34	47.34
	697647				28.00	28.00
	697648				8.46	8.46
	698552				46.48	46.48
	698554				84.00	84.00
	697665				25.08	25.08
	697659				40.36	40.36
	697687				55.14	55.14
	697674				36.16	36.16
	697703				55.85	55.85
	697702				34.26	34.26
	697708				45.45	45.45
	697742				25.00	25.00
	698578				40.49	40.49
	697743				35.44	35.44
	700160				49.00	49.00
	700164				34.55	34.55
	700165				48.28	48.28
	697748				32.30	32.30
	700163				15.11	15.11
	697822				35.00	35.00
	698591				71.00	71.00
	698590				46.71	46.71
	697756				41.92	41.92
	697813				24.18	24.18
	700172				33.25	33.25
	697825				19.44	19.44
	697830				30.12	30.12
	697766				19.01	19.01
	697838				41.02	41.02
	697773				115.02	115.02
	697774				62.82	62.82
	700176				43.56	43.56
	697850				48.39	48.39
	697847				8.03	8.03
	697846				26.76	26.76
	698612				40.18	40.18
	697780				25.00	25.00
	697351				29.00	29.00
	700184				29.30	29.30
	700183				33.85	33.85
	697354				21.67	21.67
	697355				119.00	119.00
	700291				39.00	39.00
	697788				56.99	56.99
	697362				32.89	32.89
	697795				77.73	77.73

**MARTIN COUNTY WATER DISTRICT**  
**Aged Payables**  
**As of Apr 1, 2018**

Filter Criteria includes: 1) Includes Drop Shipments. Report order is by ID. Report is printed in Detail Format.

Vendor ID Vendor Contact Telephone 1	Invoice/CM #	0 - 30	31 - 60	61 - 90	Over 90 days	Amount Due
	697802				31.36	31.36
	690122				33.84	33.84
	690124				34.40	34.40
	700296				30.15	30.15
	700297				32.43	32.43
	700300				50.00	50.00
	700298				30.20	30.20
	700299				43.10	43.10
	697373				32.00	32.00
	690132				26.28	26.28
	697381				47.00	47.00
	690138				40.32	40.32
	697403				59.81	59.81
	697401				37.79	37.79
	697400				25.00	25.00
	697387				71.41	71.41
	690142				28.39	28.39
	700304				20.00	20.00
	697394				13.49	13.49
	697440				29.18	29.18
	700305				35.80	35.80
	697423				22.00	22.00
	697449				29.58	29.58
	697418				37.57	37.57
	700319				76.01	76.01
	700318				37.70	37.70
	697426				41.46	41.46
	697427				8.46	8.46
	697455				41.52	41.52
	697459				31.00	31.00
	697460				25.00	25.00
	697438				30.16	30.16
	700325				38.94	38.94
	700327				25.00	25.00
	700330				39.15	39.15
	697485				33.00	33.00
	700332				21.00	21.00
	698683				46.29	46.29
	697525				26.62	26.62
	697490				78.18	78.18
	698685				59.00	59.00
	690173				38.40	38.40
	690170				24.21	24.21
	700339				8.28	8.28
	698690				35.54	35.54
	697509				27.04	27.04
	697511				29.70	29.70
	697512				61.88	61.88
	698705				30.37	30.37
	698708				66.00	66.00
	697554				32.31	32.31
	697551				235.06	235.06
	697566				25.00	25.00
	690185				31.49	31.49
	701104				50.29	50.29
	690188				20.00	20.00
	701107				70.45	70.45
	700186				35.84	35.84
	700188				30.00	30.00
	690195				26.70	26.70
	697590				20.03	20.03

## MARTIN COUNTY WATER DISTRICT

## Aged Payables

As of Apr 1, 2018

Filter Criteria includes: 1) Includes Drop Shipments. Report order is by ID. Report is printed in Detail Format.

Vendor ID Vendor Contact Telephone 1	Invoice/CM #	0 - 30	31 - 60	61 - 90	Over 90 days	Amount Due
	697582				91.51	91.51
	697596				32.36	32.36
	697595				35.00	35.00
	700193				55.00	55.00
	701114				11.62	11.62
	701124				9.53	9.53
	701122				49.23	49.23
	700199				39.00	39.00
	700196				30.29	30.29
	701130				35.84	35.84
	701129				31.07	31.07
	701174				23.00	23.00
	698734				35.01	35.01
	700202				39.00	39.00
	700205				13.44	13.44
	700204				17.00	17.00
	701144				39.23	39.23
	701163				30.51	30.51
	701182				46.41	46.41
	700210				29.50	29.50
	700213				51.00	51.00
	690442				31.40	31.40
	701161				59.93	59.93
	701221				27.00	27.00
	701219				30.03	30.03
	701218				36.08	36.08
	701186				45.03	45.03
	700606				71.63	71.63
	700222				51.87	51.87
	701194				8.46	8.46
	700607				26.50	26.50
	690452				40.03	40.03
	698779				65.00	65.00
	700614				32.98	32.98
	700612				41.18	41.18
	701209				26.37	26.37
	700617				28.98	28.98
	701244				30.00	30.00
	701233				25.00	25.00
	700619				35.50	35.50
	701238				82.78	82.78
	701246				41.27	41.27
	701252				27.90	27.90
	700627				44.88	44.88
	701257				34.59	34.59
	690505				18.73	18.73
	698810				31.51	31.51
	701289				52.40	52.40
	700639				14.13	14.13
	701295				38.08	38.08
	700640				81.00	81.00
	690231				22.98	22.98
	690237				33.00	33.00
	690235				45.17	45.17
	690234				20.00	20.00
	700648				20.00	20.00
	701321				25.00	25.00
	701306				90.38	90.38
	701326				60.93	60.93
	701341				30.00	30.00
	698835				7.40	7.40

## MARTIN COUNTY WATER DISTRICT

## Aged Payables

As of Apr 1, 2018

Filter Criteria includes: 1) Includes Drop Shipments. Report order is by ID. Report is printed in Detail Format.

Vendor ID Vendor Contact Telephone 1	Invoice/CM #	0 - 30	31 - 60	61 - 90	Over 90 days	Amount Due
	698834				33.52	33.52
	698840				7.40	7.40
	701389				91.10	91.10
	701344				58.39	58.39
	698848				72.01	72.01
	698845				38.62	38.62
	700662				45.58	45.58
	690497				30.00	30.00
	702153				33.50	33.50
	701604				55.16	55.16
	701398				34.42	34.42
	701399				31.00	31.00
	701400				25.20	25.20
	701353				8.46	8.46
	690253				30.73	30.73
	701364				61.01	61.01
	701367				31.12	31.12
	701622				37.18	37.18
	701619				3.17	3.17
	700233				42.40	42.40
	700234				55.00	55.00
	700236				38.21	38.21
	701635				25.00	25.00
	701636				30.07	30.07
	701443				61.37	61.37
	701442				33.41	33.41
	701414				41.92	41.92
	700244				42.54	42.54
	701430				29.23	29.23
	701428				34.00	34.00
	701427				11.10	11.10
	701448				36.00	36.00
	701645				54.16	54.16
	700254				37.73	37.73
	700258				26.00	26.00
	701474				25.00	25.00
	701536				29.17	29.17
	701476				93.10	93.10
	701532				40.44	40.44
	701529				70.00	70.00
	700267				11.95	11.95
	700852				25.00	25.00
	701542				6.78	6.78
	701489				25.01	25.01
	701664				21.59	21.59
	701483				5.81	5.81
	701666				22.78	22.78
	701539				37.23	37.23
	700854				186.02	186.02
	701665				59.00	59.00
	690277				35.74	35.74
	700270				37.29	37.29
	690276				39.68	39.68
	701564				28.00	28.00
	701680				56.39	56.39
	700275				33.70	33.70
	701570				31.00	31.00
	700872				103.57	103.57
	700276				68.00	68.00
	700282				27.79	27.79
	700874				17.95	17.95

**MARTIN COUNTY WATER DISTRICT**  
**Aged Payables**  
**As of Apr 1, 2018**

Filter Criteria includes: 1) Includes Drop Shipments. Report order is by ID. Report is printed in Detail Format.

Vendor ID Vendor Contact Telephone 1	Invoice/CM #	0 - 30	31 - 60	61 - 90	Over 90 days	Amount Due
	700288				38.73	38.73
	701599				27.58	27.58
	701597				2.85	2.85
	701600				30.00	30.00
	701686				37.97	37.97
	701700				36.91	36.91
	702103				35.00	35.00
	702102				27.55	27.55
	702106				32.00	32.00
	700892				28.00	28.00
	701500				73.57	73.57
	701504				31.03	31.03
	700891				34.02	34.02
	701720				67.00	67.00
	700901				17.52	17.52
	702110				39.32	39.32
	701726				22.74	22.74
	690575				56.71	56.71
	690305				35.85	35.85
	701729				47.75	47.75
	702116				75.34	75.34
	702111				40.00	40.00
	702115				4.23	4.23
	702114				28.13	28.13
	690582				29.43	29.43
	702128				40.00	40.00
	690317				8.46	8.46
	702124				34.25	34.25
	690313				35.30	35.30
	702132				29.50	29.50
	702131				26.24	26.24
	701854				30.01	30.01
	690323				35.12	35.12
	702135				31.50	31.50
	700250				45.29	45.29
	700998				25.01	25.01
	700934				107.53	107.53
	690330				39.46	39.46
	701869				69.00	69.00
	702138				46.22	46.22
	701003				28.00	28.00
	690598				3.17	3.17
	702142				51.01	51.01
	702145				27.00	27.00
	690337				8.46	8.46
	701009				27.00	27.00
	701012				75.73	75.73
	700963				33.01	33.01
	690341				37.15	37.15
	702150				74.00	74.00
	701035				20.00	20.00
	701051				40.00	40.00
	701552				56.09	56.09
	701048				49.77	49.77
	701046				56.74	56.74
	704103				34.00	34.00
	702156				33.64	33.64
	702158				34.30	34.30
	702159				28.00	28.00
	702852				14.35	14.35
	702857				25.00	25.00

## MARTIN COUNTY WATER DISTRICT

## Aged Payables

As of Apr 1, 2018

Filter Criteria includes: 1) Includes Drop Shipments. Report order is by ID. Report is printed in Detail Format.

Vendor ID Vendor Contact Telephone 1	Invoice/CM #	0 - 30	31 - 60	61 - 90	Over 90 days	Amount Due
	702853				26.49	26.49
	702876				25.05	25.05
	701896				27.55	27.55
	701906				30.00	30.00
	701067				25.48	25.48
	701069				40.00	40.00
	702169				32.35	32.35
	701074				27.88	27.88
	701073				65.25	65.25
	702170				81.00	81.00
	702176				45.31	45.31
	702872				35.79	35.79
	704129				44.08	44.08
	704180				12.17	12.17
	701085				31.00	31.00
	701922				34.07	34.07
	702179				40.61	40.61
	702181				51.90	51.90
	702184				44.70	44.70
	702895				31.47	31.47
	702894				90.07	90.07
	702897				29.22	29.22
	702306				60.48	60.48
	702951				39.53	39.53
	702192				40.70	40.70
	704139				35.30	35.30
	702189				114.00	114.00
	702960				25.01	25.01
	701954				34.00	34.00
	702201				32.20	32.20
	702917				50.33	50.33
	702204				51.90	51.90
	702919				14.01	14.01
	702208				91.00	91.00
	702206				46.00	46.00
	702976				36.78	36.78
	702972				66.08	66.08
	702214				45.37	45.37
	701987				59.01	59.01
	702030				78.00	78.00
	704161				39.00	39.00
	700406				24.25	24.25
	702994				76.36	76.36
	703038				44.00	44.00
	700411				28.02	28.02
	701998				12.00	12.00
	702995				51.72	51.72
	702004				40.00	40.00
	702225				33.83	33.83
	702228				48.31	48.31
	702229				59.00	59.00
	702238				40.80	40.80
	703050				19.00	19.00
	703011				96.17	96.17
	704176				29.50	29.50
	702243				20.01	20.01
	702100				74.00	74.00
	703852				9.84	9.84
	702044				37.50	37.50
	703088				45.00	45.00
	702251				27.01	27.01

## MARTIN COUNTY WATER DISTRICT

Aged Payables  
As of Apr 1, 2018

Filter Criteria includes: 1) Includes Drop Shipments. Report order is by ID. Report is printed in Detail Format.

Vendor ID Vendor Contact Telephone 1	Invoice/CM #	0 - 30	31 - 60	61 - 90	Over 90 days	Amount Due
	704194				7.09	7.09
	702049				46.12	46.12
	702254				41.60	41.60
	703094				29.23	29.23
	703095				51.37	51.37
	702059				54.30	54.30
	702065				47.53	47.53
	702068				55.55	55.55
	702259				46.61	46.61
	702081				33.66	33.66
	702263				39.98	39.98
	703119				35.07	35.07
	703131				91.46	91.46
	703177				34.16	34.16
	703180				39.75	39.75
	703182				43.21	43.21
	702279				47.58	47.58
	703200				22.00	22.00
	703194				26.00	26.00
	703186				238.00	238.00
	702283				48.00	48.00
	702284				28.01	28.01
	702285				9.34	9.34
	703229				51.64	51.64
	703206				32.00	32.00
	702287				71.20	71.20
	703267				105.34	105.34
	703884				29.00	29.00
	702289				44.50	44.50
	701779				77.46	77.46
	703286				47.31	47.31
	703283				62.39	62.39
	702292				36.99	36.99
	702298				39.80	39.80
	703254				32.21	32.21
	703295				31.00	31.00
	703895				66.96	66.96
	703896				40.00	40.00
	702308				66.00	66.00
	702310				55.31	55.31
	701802				47.69	47.69
	702311				37.00	37.00
	702318				35.01	35.01
	702316				30.40	30.40
	702320				82.00	82.00
	702323				38.00	38.00
	703334				89.32	89.32
	702324				22.01	22.01
	702329				42.00	42.00
	703349				27.55	27.55
	703373				35.25	35.25
	703377				36.00	36.00
	702338				78.00	78.00
	702337				41.00	41.00
	703379				57.13	57.13
	703385				37.04	37.04
	703386				34.55	34.55
	702339				39.61	39.61
	703454				22.07	22.07
	704240				42.95	42.95
	702341				45.16	45.16

## MARTIN COUNTY WATER DISTRICT

## Aged Payables

As of Apr 1, 2018

Filter Criteria includes: 1) Includes Drop Shipments. Report order is by ID. Report is printed in Detail Format.

Vendor ID Vendor Contact Telephone 1	Invoice/CM #	0 - 30	31 - 60	61 - 90	Over 90 days	Amount Due
	703406				72.18	72.18
	703463				33.79	33.79
	702348				30.90	30.90
	703466				34.53	34.53
	702346				80.19	80.19
	702347				46.00	46.00
	703417				35.17	35.17
	703425				34.42	34.42
	704264				36.41	36.41
	702356				30.00	30.00
	704625				57.23	57.23
	704626				54.93	54.93
	704624				68.00	68.00
	703435				32.85	32.85
	704263				7.52	7.52
	702363				41.00	41.00
	702367				71.61	71.61
	702366				33.00	33.00
	703444				73.06	73.06
	702372				54.60	54.60
	702369				33.94	33.94
	704644				77.00	77.00
	703541				120.84	120.84
	704275				42.00	42.00
	703550				71.97	71.97
	703512				37.35	37.35
	703547				129.82	129.82
	704280				42.00	42.00
	703513				36.00	36.00
	704283				26.91	26.91
	703556				55.31	55.31
	702490				34.40	34.40
	702491				12.71	12.71
	702492				31.76	31.76
	703996				25.82	25.82
	703567				35.00	35.00
	702499				43.30	43.30
	702495				34.64	34.64
	703573				40.16	40.16
	705356				66.36	66.36
	704295				44.00	44.00
	703579				52.56	52.56
	703580				27.97	27.97
	704300				66.24	66.24
	703593				109.35	109.35
	704305				40.00	40.00
	702514				44.74	44.74
	705472				59.10	59.10
	702515				23.75	23.75
	704309				18.00	18.00
	705380				30.04	30.04
	705385				25.26	25.26
	705479				163.27	163.27
	705481				73.00	73.00
	702521				41.00	41.00
	702546				32.04	32.04
	705389				48.00	48.00
	705391				5.29	5.29
	704316				32.83	32.83
	702526				48.10	48.10
	705398				24.83	24.83



## MARTIN COUNTY WATER DISTRICT

## Aged Payables

As of Apr 1, 2018

Filter Criteria includes: 1) Includes Drop Shipments. Report order is by ID. Report is printed in Detail Format.

Vendor ID Vendor Contact Telephone 1	Invoice/CM #	0 - 30	31 - 60	61 - 90	Over 90 days	Amount Due
	702530				41.92	41.92
	705514				40.00	40.00
	702535				46.39	46.39
	702537				40.00	40.00
	702536				28.55	28.55
	704731				220.72	220.72
	704732				81.00	81.00
	705411				71.97	71.97
	705525				26.00	26.00
	704742				39.51	39.51
	702542				32.10	32.10
	705424				21.00	21.00
	705430				64.00	64.00
	702553				50.09	50.09
	702550				35.00	35.00
	705550				34.48	34.48
	702575				35.01	35.01
	705555				33.87	33.87
	705436				30.02	30.02
	702557				37.00	37.00
	704757				66.00	66.00
	702559				33.50	33.50
	704339				50.07	50.07
	705441				25.82	25.82
	702561				31.00	31.00
	705448				33.88	33.88
	705443				91.56	91.56
	704761				57.95	57.95
	704780				78.00	78.00
	702569				30.25	30.25
	702568				35.26	35.26
	702566				31.30	31.30
	705620				50.75	50.75
	705618				46.73	46.73
	705454				23.67	23.67
	705616				73.00	73.00
	700753				46.81	46.81
	705623				130.18	130.18
	705609				83.34	83.34
	702573				74.58	74.58
	702578				35.00	35.00
	702580				60.09	60.09
	702583				19.00	19.00
	705456				30.00	30.00
	702588				39.30	39.30
	705457				33.00	33.00
	705658				5.29	5.29
	705660				36.95	36.95
	704784				91.00	91.00
	705664				56.53	56.53
	705744				51.83	51.83
	705667				36.00	36.00
	705750				41.75	41.75
	705751				59.24	59.24
	705752				78.40	78.40
	702594				33.30	33.30
	702596				38.00	38.00
	702600				29.01	29.01
	705764				99.88	99.88
	705776				48.57	48.57
	704800				83.00	83.00

MARTIN COUNTY WATER DISTRICT  
 Aged Payables  
 As of Apr 1, 2018

Filter Criteria includes: 1) Includes Drop Shipments. Report order is by ID. Report is printed in Detail Format.

Vendor ID Vendor Contact Telephone 1	Invoice/CM #	0 - 30	31 - 60	61 - 90	Over 90 days	Amount Due
	705685				30.00	30.00
	705690				24.67	24.67
	705781				82.66	82.66
	702393				27.70	27.70
	702392				52.64	52.64
	704811			62.33		62.33
	705699			46.62		46.62
	705700			65.73		65.73
	705791			82.48		82.48
	705697			22.00		22.00
	704813			38.50		38.50
	702396			33.00		33.00
	702397			41.76		41.76
	704821			74.00		74.00
	704817			23.12		23.12
	705703			29.93		29.93
	700786			32.00		32.00
	705713			23.83		23.83
	705803			41.70		41.70
	705810			84.71		84.71
	705814			58.13		58.13
	705815			32.53		32.53
	705818			31.01		31.01
	705819			277.15		277.15
	704836			65.00		65.00
	705829			44.00		44.00
	705733			31.21		31.21
	704842			50.33		50.33
	705838			283.12		283.12
	705844			29.80		29.80
	705845			61.99		61.99
	705846			36.00		36.00
	705848			44.48		44.48
	705849			38.00		38.00
	702411			40.31		40.31
	700801			26.00		26.00
	702414			24.31		24.31
	704845			40.00		40.00
	705869			236.01		236.01
	705870			29.00		29.00
	705895			10.80		10.80
	702417			33.10		33.10
	702418			33.00		33.00
	705877			204.35		204.35
	705908			24.44		24.44
	705935			37.19		37.19
	704852			94.00		94.00
	705878			44.51		44.51
	705910			31.09		31.09
	705914			131.09		131.09
	705918			21.93		21.93
	705921			17.14		17.14
	702429			28.00		28.00
	702427			66.35		66.35
	705923			35.00		35.00
	705954			20.70		20.70
	705957			29.43		29.43
	704870			67.49		67.49
	705885			32.00		32.00
	705884			36.00		36.00
	705928			224.93		224.93

**MARTIN COUNTY WATER DISTRICT**  
**Aged Payables**  
**As of Apr 1, 2018**

Filter Criteria includes: 1) Includes Drop Shipments. Report order is by ID. Report is printed in Detail Format.

Vendor ID Vendor Contact Telephone 1	Invoice/CM #	0 - 30	31 - 60	61 - 90	Over 90 days	Amount Due
	702435			41.00		41.00
	702438			34.30		34.30
	702439			32.30		32.30
	702424			56.04		56.04
	706018			230.64		230.64
	700833			73.59		73.59
	700827			25.76		25.76
	706013			36.00		36.00
	706014			223.16		223.16
	704877			55.29		55.29
	705969			263.88		263.88
	702444			12.96		12.96
	702445			29.45		29.45
	702446			34.00		34.00
	702447			12.35		12.35
	700535			15.22		15.22
	705975			30.90		30.90
	700538			14.18		14.18
	702451			36.30		36.30
	702449			12.15		12.15
	702450			7.09		7.09
	704901			86.51		86.51
	705986			237.07		237.07
	705982			24.93		24.93
	702455			36.00		36.00
	702456			23.01		23.01
	705996			28.50		28.50
	706044			110.00		110.00
	706045			29.06		29.06
	702459			75.03		75.03
	702458			34.00		34.00
	708108			21.51		21.51
	708109			237.01		237.01
	702460			37.89		37.89
	702462			38.00		38.00
	706008			30.00		30.00
	706006			289.44		289.44
	706046			233.09		233.09
	708124			36.46		36.46
	708125			226.70		226.70
	702469			32.00		32.00
	702470			35.63		35.63
	702467			36.50		36.50
	702466			39.42		39.42
	704915			62.00		62.00
	708134			63.91		63.91
	708136			173.38		173.38
	702471			16.47		16.47
	702473			33.04		33.04
	708894			36.00		36.00
	706095			58.29		58.29
	706097			50.12		50.12
	702475			41.66		41.66
	708854			308.52		308.52
	708856			31.01		31.01
	708912		32.45			32.45
	708916		37.40			37.40
	708918		26.75			26.75
	708921		26.05			26.05
	908922		121.08			121.08
	708928		56.03			56.03

**MARTIN COUNTY WATER DISTRICT**  
**Aged Payables**  
**As of Apr 1, 2018**

Filter Criteria includes: 1) Includes Drop Shipments. Report order is by ID. Report is printed in Detail Format.

Vendor ID Vendor Contact Telephone 1	Invoice/CM #	0 - 30	31 - 60	61 - 90	Over 90 days	Amount Due
	708932		30.76			30.76
	708934		24.37			24.37
	708865		6.56			6.56
	702480		38.00			38.00
	704937		77.00			77.00
	700576		7.40			7.40
	708871		40.94			40.94
	708878		38.26			38.26
	702485		30.76			30.76
	700577		24.37			24.37
	706056		38.00			38.00
	708958		48.74			48.74
	708959		26.00			26.00
	708961		28.00			28.00
	708879		34.19			34.19
	708884		45.01			45.01
	708949		99.68			99.68
	706061		30.00			30.00
	702387		32.01			32.01
	688851		39.19			39.19
	704944		12.02			12.02
	708890		48.74			48.74
	708964		273.52			273.52
	709053		50.29			50.29
	709052		52.38			52.38
	708970		20.43			20.43
	708968		88.21			88.21
	708967		35.31			35.31
	708965		136.52			136.52
	688852		60.65			60.65
	688854		12.83			12.83
	708971		142.70			142.70
	709058		50.37			50.37
	709057		20.51			20.51
	708978		21.47			21.47
	688857		36.01			36.01
	688858		33.00			33.00
	688859		5.29			5.29
	700590		24.37			24.37
	706070		82.66			82.66
	708984		30.00			30.00
	708979		222.26			222.26
	688860		40.94			40.94
	700591		42.48			42.48
	706065		36.00			36.00
	709064		32.50			32.50
	709063		193.57			193.57
	709061		33.86			33.86
	708996		77.00			77.00
	708994		20.03			20.03
	708988		263.26			263.26
	688863		42.71			42.71
	708986		98.50			98.50
	709066		34.76			34.76
	709068		204.16			204.16
	709002		35.00			35.00
	708999		196.00			196.00
	688873		8.46			8.46
	688872		16.03			16.03
	688871		33.66			33.66
	688867		6.35			6.35

## MARTIN COUNTY WATER DISTRICT

## Aged Payables

As of Apr 1, 2018

Filter Criteria includes: 1) Includes Drop Shipments. Report order is by ID. Report is printed in Detail Format.

Vendor ID Vendor Contact Telephone 1	Invoice/CM #	0 - 30	31 - 60	61 - 90	Over 90 days	Amount Due
	709014		29.54			29.54
	704053		7.20			7.20
	709013		203.00			203.00
	688875		40.20			40.20
	688874		25.48			25.48
	709079		138.47			138.47
	709078		26.63			26.63
	709024		40.01			40.01
	709019		248.00			248.00
	709083		16.45			16.45
	709080		209.00			209.00
	706084		12.69			12.69
	704973		24.53			24.53
	700598		52.08			52.08
	706087		25.29			25.29
	688880		74.00			74.00
	688879		39.00			39.00
	709031		32.20			32.20
	709037		202.01			202.01
	709084		239.83			239.83
	709085		63.34			63.34
	704057		45.23			45.23
	708145		31.40			31.40
	688881		29.89			29.89
	709095		192.00			192.00
	709092		155.01			155.01
	709044		25.24			25.24
	709242		10.58			10.58
	709102		246.00			246.00
	709097		16.43			16.43
	704061		105.00			105.00
	708147		25.00			25.00
	709252		141.10			141.10
	709255		51.00			51.00
	709244		266.00			266.00
	709247		246.08			246.08
	709249		54.66			54.66
	710678		70.00			70.00
	708151		36.26			36.26
	708150		28.97			28.97
	709104		185.01			185.01
	704062		37.50			37.50
	708156		34.29			34.29
	704063		17.54			17.54
	704067		27.17			27.17
	688883		44.68			44.68
	688884		28.40			28.40
	709263		110.00			110.00
	709262		17.97			17.97
	709264		45.53			45.53
	704068		15.97			15.97
	704072		21.28			21.28
	708157		73.50			73.50
	709280		30.75			30.75
	709270		185.01			185.01
	709275		98.22			98.22
	709278		60.87			60.87
	704079		18.01			18.01
	704080		84.31			84.31
	709284		213.00			213.00
	709290		41.52			41.52

**MARTIN COUNTY WATER DISTRICT**  
**Aged Payables**  
**As of Apr 1, 2018**

Filter Criteria includes: 1) Includes Drop Shipments. Report order is by ID. Report is printed in Detail Format.

Vendor ID Vendor Contact Telephone 1	Invoice/CM #	0 - 30	31 - 60	61 - 90	Over 90 days	Amount Due
	709297		176.00			176.00
	688974		77.49			77.49
	688973		24.37			24.37
	708167		35.50			35.50
	688889		41.00			41.00
	688971		30.77			30.77
	708166		32.50			32.50
	688978		31.74			31.74
	708162		18.24			18.24
	709123		157.00			157.00
	709125		43.29			43.29
	709130		9.03			9.03
	708171		26.53			26.53
	708173		79.45			79.45
	688896		57.76			57.76
	688900		7.20			7.20
	705010		77.00			77.00
	709314		198.57			198.57
	709318		49.57			49.57
	709321		25.02			25.02
	709136		14.56			14.56
	688901		56.40			56.40
	705011		31.00			31.00
	709137		87.93			87.93
	709138		24.04			24.04
	709146		100.00			100.00
	705017		134.59			134.59
	688903		38.50			38.50
	709139		246.01			246.01
	709326		27.21			27.21
	709140		8.03			8.03
	688907		39.04			39.04
	688906		35.00			35.00
	688910		73.00			73.00
	688909		66.19			66.19
	688914		36.01			36.01
	705025		28.00			28.00
	709337		30.01			30.01
	709336		153.00			153.00
	709147		34.83			34.83
	709145		77.99			77.99
	688917		35.00			35.00
	709174		29.02			29.02
	709162		44.00			44.00
	709159		179.00			179.00
	705039		42.00			42.00
	709191		58.85			58.85
	709186		186.00			186.00
	709185		18.01			18.01
	709179		20.09			20.09
	709164		47.30			47.30
	708189		34.50			34.50
	710359		81.00			81.00
	709343		31.00			31.00
	709198		67.39			67.39
	709197		186.01			186.01
	709193		17.49			17.49
	709213		135.00			135.00
	708193		44.00			44.00
	709223		196.00			196.00
	710368		7.09			7.09

## MARTIN COUNTY WATER DISTRICT

Aged Payables  
As of Apr 1, 2018

Filter Criteria includes: 1) Includes Drop Shipments. Report order is by ID. Report is printed in Detail Format.

Vendor ID Vendor Contact Telephone 1	Invoice/CM #	0 - 30	31 - 60	61 - 90	Over 90 days	Amount Due
	688932			89.67		89.67
	688931			42.50		42.50
	709208			59.50		59.50
	709344			38.01		38.01
	709351			37.01		37.01
	709352			33.19		33.19
	688934			42.40		42.40
	689022			39.00		39.00
	710377			79.00		79.00
	709362			105.01		105.01
	709363			54.18		54.18
	709506			45.99		45.99
	709372		17.14			17.14
	709373		139.01			139.01
	709413		72.16			72.16
	709376		38.00			38.00
	709384		33.41			33.41
	709431		47.02			47.02
	708207		38.26			38.26
	709391		80.00			80.00
	709436		25.24			25.24
	688942		41.00			41.00
	688944		33.80			33.80
	710402		116.49			116.49
	689041		28.87			28.87
	709369		37.29			37.29
	689043		61.00			61.00
	709396		37.29			37.29
	710411		70.98			70.98
	710413		56.00			56.00
	709398		34.14			34.14
	708219		38.47			38.47
	688947		29.00			29.00
	710422		80.77			80.77
	709399		69.68			69.68
	709489		37.59			37.59
	709406		25.02			25.02
	688951		43.60			43.60
	709454		80.37			80.37
	688954		43.80			43.80
	709497		133.11			133.11
	709496		39.00			39.00
	709495		238.01			238.01
	709492		59.18			59.18
	709455		28.54			28.54
	709377		52.69			52.69
	688958		36.00			36.00
	709499		29.00			29.00
	709498		21.62			21.62
	688960		76.00			76.00
	709509		41.43			41.43
	709467		69.13			69.13
	688964		32.00			32.00
	688966		41.00			41.00
	709556		67.09			67.09
	708261		22.50			22.50
	688968		26.83			26.83
	709520		62.03			62.03
	709554		50.26			50.26
	709530		36.29			36.29
	710601		37.70			37.70

## MARTIN COUNTY WATER DISTRICT

## Aged Payables

As of Apr 1, 2018

Filter Criteria includes: 1) Includes Drop Shipments. Report order is by ID. Report is printed in Detail Format.

Vendor ID Vendor Contact Telephone 1	Invoice/CM #	0 - 30	31 - 60	61 - 90	Over 90 days	Amount Due
	709570	41.30				41.30
	709566	24.23				24.23
	710460	77.00				77.00
	710605	35.00				35.00
	710462	58.54				58.54
	709517	10.58				10.58
	709532	57.07				57.07
	709586	71.56				71.56
	709542	38.00				38.00
	710613	40.00				40.00
	710609	29.09				29.09
	708274	36.00				36.00
	709590	57.50				57.50
	709548	32.64				32.64
	711109	43.00				43.00
	711108	38.30				38.30
	708279	22.01				22.01
	710618	52.00				52.00
	710619	49.50				49.50
	710621	36.00				36.00
	711162	73.66				73.66
	708282	30.98				30.98
	710626	21.09				21.09
	710622	38.00				38.00
	709595	31.99				31.99
	708288	24.00				24.00
	709598	32.40				32.40
	711180	81.93				81.93
	710511	73.50				73.50
	710517	36.00				36.00
	711189	25.21				25.21
	711199	23.65				23.65
	710632	33.00				33.00
	710516	57.83				57.83
	711202	33.00				33.00
	711118	19.43				19.43
	709537	8.46				8.46
	710528	62.00				62.00
	710639	35.00				35.00
	710637	14.82				14.82
	710638	20.56				20.56
	711126	49.75				49.75
	711217	24.26				24.26
	711228	35.33				35.33
	711224	23.42				23.42
	710642	30.59				30.59
	710645	39.00				39.00
	710644	32.00				32.00
	711233	106.78				106.78
	710646	25.00				25.00
	710647	35.00				35.00
	710651	81.00				81.00
	708305	35.68				35.68
	708304	65.39				65.39
	711251	5.29				5.29
	711249	30.02				30.02
	711146	31.42				31.42
	710653	53.76				53.76
	708309	33.00				33.00
	710548	31.00				31.00
	711149	33.28				33.28



## MARTIN COUNTY WATER DISTRICT

## Aged Payables

As of Apr 1, 2018

Filter Criteria includes: 1) Includes Drop Shipments. Report order is by ID. Report is printed in Detail Format.

Vendor ID Vendor Contact Telephone 1	Invoice/CM #	0 - 30	31 - 60	61 - 90	Over 90 days	Amount Due
	710659	65.00				65.00
	710657	33.44				33.44
	710562	45.97				45.97
	710560	108.18				108.18
	711309	46.25				46.25
	709929	15.30				15.30
	709927	40.00				40.00
	709925	15.46				15.46
	711279	32.01				32.01
	710662	54.01				54.01
	704087	60.02				60.02
	710667	71.50				71.50
	710664	43.00				43.00
	710584	54.10				54.10
	711291	48.32				48.32
	711344	27.51				27.51
	711343	30.13				30.13
	711293	34.00				34.00
	710669	43.00				43.00
	710108	37.00				37.00
	711302	51.11				51.11
	711300	44.82				44.82
	709950	93.81				93.81
	708339	36.00				36.00
	711431	31.00				31.00
	711350	39.00				39.00
	711447	44.00				44.00
	711361	61.38				61.38
	711454	39.00				39.00
	711452	91.46				91.46
	711364	27.32				27.32
	710684	24.41				24.41
	710138	78.01				78.01
	711460	32.50				32.50
	710142	39.00				39.00
	710691	37.00				37.00
	711485	14.32				14.32
	711374	55.85				55.85
	711373	61.43				61.43
	710153	36.00				36.00
	710694	34.00				34.00
	711496	28.50				28.50
	710166	27.65				27.65
	711502	65.12				65.12
	711510	46.75				46.75
	710699	81.50				81.50
	710183	41.50				41.50
	711390	30.00				30.00
	711392	71.03				71.03
	711396	45.01				45.01
	711397	31.89				31.89
	711520	52.21				52.21
	709628	51.89				51.89
	711519	18.24				18.24
	711521	50.43				50.43
	711400	31.34				31.34
	711522	50.91				50.91
	710075	48.04				48.04
	710077	39.00				39.00
	711531	26.54				26.54
	711537	75.24				75.24

**MARTIN COUNTY WATER DISTRICT**

**Aged Payables**

**As of Apr 1, 2018**

Filter Criteria includes: 1) Includes Drop Shipments. Report order is by ID. Report is printed in Detail Format.

Vendor ID Vendor Contact Telephone 1	Invoice/CM #	0 - 30	31 - 60	61 - 90	Over 90 days	Amount Due
	711535	50.04				50.04
	710706	49.96				49.96
	710205	75.01				75.01
	711553	15.28				15.28
	711543	32.32				32.32
	711540	32.17				32.17
	710708	45.00				45.00
	711565	30.00				30.00
	710226	69.00				69.00
	711575	73.00				73.00
	711571	35.36				35.36
	710089	86.42				86.42
	710235	20.00				20.00
	709668	25.00				25.00
<b>ZIPZONE(FASTLANE) ZIP ZONE, INC</b>		<b>8,508.58</b>	<b>13,492.72</b>	<b>7,531.35</b>	<b>176,581.60</b>	<b>206,114.25</b>
<b>Report Total</b>		<b>77,880.66</b>	<b>164,651.42</b>	<b>56,922.56</b>	<b>632,645.68</b>	<b>932,100.32</b>

# EXHIBIT 9

Documentation for cost savings compared to January 2018

March cost savings 17%

April cost savings 21%

May cost savings 26%

MARTIN COUNTY WATER DISTRICT  
Income Statement -  
For January 1, 2018 through May 31, 2018

	Period 1	Period 2	Period 3	Period 4	Period 5
<b>Revenues</b>					
Interest & Dividend Income	\$ 7.12	954.26	6.41	6.03	6.13
Unmetered Water Revenues	286.43	26.30	20.60	19.60	19.60
Metered Sales To Resid Cust	121,960.52	143,621.80	112,449.80	110,736.58	147,460.50
Metered Sales to Comm Cust	27,490.30	28,998.23	20,028.85	18,178.78	24,705.33
Metered Sales to Comm Exempt	0.00	0.00	5,997.80	6,527.10	6,983.65
Miscellaneous Service Revenue	1,884.00	956.00	9,286.08	440.00	5,872.00
Other Water Revenues-Penalitie	5,250.98	6,344.82	4,676.61	3,599.59	6,594.24
Other Water Revenues	300.00	0.00	0.00	0.00	0.00
Other Revenues - JW	0.00	0.00	(272.40)	0.00	0.00
Other Revenues	100.00	0.00	0.00	0.00	0.00
Other Revenues-Vendors Comp	18.20	20.63	22.86	20.69	21.26
Other Water Revenues-Sur Charg	0.00	0.00	0.00	15,575.49	14,468.07
<b>Total Revenues</b>	<b>157,297.55</b>	<b>180,922.04</b>	<b>152,216.61</b>	<b>155,103.86</b>	<b>206,130.78</b>
<b>Cost of Sales</b>					
<b>Total Cost of Sales</b>	<b>0.00</b>	<b>0.00</b>	<b>0.00</b>	<b>0.00</b>	<b>0.00</b>
<b>Gross Profit</b>	<b>157,297.55</b>	<b>180,922.04</b>	<b>152,216.61</b>	<b>155,103.86</b>	<b>206,130.78</b>
<b>Expenses</b>					
Depreciation Expense	64,441.92	64,441.92	64,441.92	64,441.92	64,441.92
Payroll Taxes-SS & MC	4,054.78	3,202.44	3,122.32	3,348.63	3,277.52
Payroll Taxes-Unemployment	279.80	209.27	162.40	100.91	69.91
Interest on Long-Term Debt	1,905.33	38,579.85	11,884.17	1,815.12	1,816.33
Amortization of Prem on Debt	(62.73)	(62.73)	(62.73)	(62.73)	(62.73)
Salaries and Wages - Emp TO	14,858.22	13,274.54	13,677.59	12,796.53	13,181.91
Salaries and Wages - Emp DO	7,723.93	4,598.03	4,116.35	7,593.97	7,416.05
Salaries and Wages - Emp DM	10,806.47	8,090.02	7,822.26	8,501.32	7,557.66
Salaries and Wages - Emp DM	8,835.38	5,067.50	3,984.04	5,217.74	5,113.89
Salaries and Wages - Emp CAE	5,084.99	5,138.43	5,321.10	5,269.82	5,130.33
Salaries and Wages - Emp AG	5,693.22	5,693.22	5,893.22	4,393.22	4,443.22
Employee Pensions & Ben TO	4,278.56	4,193.18	4,097.86	4,087.88	4,140.74

MARTIN COUNTY WATER DISTRICT  
Income Statement -  
For January 1, 2018 through May 31, 2018

	Period 1	Period 2	Period 3	Period 4	Period 5
Employee Pensions & Ben DO	483.26	483.26	483.26	483.26	483.26
Employee Pensions & Ben DO	751.55	505.93	440.48	166.24	0.00
Employee Pensions & Ben DM	6,506.46	4,920.18	4,803.17	5,018.44	4,961.11
Employee Pensions & Ben CAE	2,902.38	2,912.62	2,947.66	2,937.84	2,911.09
Employee Pensions & Ben AG	1,406.63	1,406.63	1,369.55	1,406.63	1,406.63
Purchased Water SO	13,253.11	46,474.98	32,576.68	9,168.00	69.16
Purchased Water SO	0.00	447.07	447.07	0.00	0.00
Purchased Power SO	15,714.11	9,859.68	2,792.53	585.88	2,119.16
Purchased Power TO	11,925.36	10,858.53	11,138.80	11,178.21	10,172.17
Purchased Power DO	8,003.08	7,434.39	7,122.18	7,033.29	8,626.95
Purchased Power AG	552.74	544.99	405.01	395.82	327.14
Chemicals TO	19,577.25	18,676.64	10,168.94	20,501.73	10,451.83
Materials & Supplies SO	7,683.43	1,143.36	2,023.88	411.49	1,836.72
Materials & Supplies TO	5,908.72	5,914.11	5,805.93	19,020.50	10,201.64
Materials & Supplies TM	0.00	995.00	0.00	0.00	0.00
Materials & Supplies DO	2,513.71	767.28	1,733.37	3,560.79	2,496.40
Materials & Supplies DM	10,055.69	9,180.72	11,946.36	13,928.35	24,931.40
Materials & Supplies CAE	1,892.78	1,260.01	1,539.90	2,132.83	1,258.69
Contractual Ser-Acct AG	3,500.00	3,500.00	3,500.00	3,500.00	0.00
Contractual Ser-Leg AG	5,003.40	10,296.25	3,644.70	2,562.50	6,420.09
Contractual Ser-Wtr Test TO	1,507.00	1,802.50	1,922.25	1,496.25	0.00
Contractual Ser-Other TM	7,456.00	0.00	0.00	0.00	0.00
Contractual Ser-Other DO	451.35	0.00	0.00	0.00	0.00
Contractual Ser-Other DM	26,890.59	7,480.39	6,430.47	1,979.00	5,626.41
Contractual Ser-Other CAE	408.99	2,580.00	162.50	969.00	1,257.00
Contractual Ser-Other AG	505.00	55.00	60.00	60.00	60.00
Rental of Bld/Rl Prop DO	0.00	499.55	0.00	0.00	0.00
Rental of Bld/Rl Prop DM	0.00	0.00	0.00	500.00	0.00
Rental of Bld/Rl Prop CAE	709.58	709.58	709.58	709.58	709.58
Rental of Equipment TO	2,500.00	0.00	0.00	0.00	0.00
Rental of Equipment DM	0.00	0.00	148.95	0.00	0.00
Transportation Expense DO	335.23	0.00	0.00	247.49	913.87
Transportation Expense DM	5,948.44	3,192.18	5,523.83	3,829.49	2,946.12
Transportation Expense CAE	328.38	328.38	328.38	492.58	492.58
Transportation Expense AG	1,145.16	762.19	689.35	447.02	293.33
Insurance-Vehicles SO	38.47	38.47	38.47	38.47	38.47

MARTIN COUNTY WATER DISTRICT  
Income Statement -  
For January 1, 2018 through May 31, 2018

	Period 1	Period 2	Period 3	Period 4	Period 5	
Insurance-Vehicles SM	38.47	38.47	38.47	38.47	38.47	
Insurance-Vehicles TO	38.47	38.47	38.47	38.47	38.47	
Insurance-Vehicles TM	38.47	38.47	38.47	38.47	38.47	
Insurance-Vehicles DO	246.20	246.20	246.20	246.20	246.20	
Insurance-Vehicles DM	269.29	269.29	269.29	269.29	269.29	
Insurance-Vehicles CAE	38.47	38.47	38.47	38.47	38.47	
Insurance-Vehicles AG	61.55	61.55	61.55	61.55	61.55	
Insurance-Gen Liab SO	146.59	146.59	146.59	146.59	146.59	
Insurance-Gen Liab SM	97.73	97.73	97.73	97.73	97.73	
Insurance-Gen Liab TO	293.18	293.18	293.18	293.18	293.18	
Insurance-Gen Liab TM	122.16	122.16	122.16	122.16	122.16	
Insurance-Gen Liab DO	757.37	757.37	757.37	757.37	757.37	
Insurance-Gen Liab DM	781.80	781.80	781.80	781.80	781.80	
Insurance-Gen Liab CAE	97.73	97.73	97.73	97.73	97.73	
Insurance-Gen Liab AG	146.59	146.59	146.59	146.59	146.59	
Insurance-Workers Comp TO	1,251.62	1,251.62	1,251.62	1,251.62	1,251.62	
Insurance-Workers Comp DO	401.63	401.63	401.63	401.63	401.63	
Insurance-Workers Comp DM	927.15	927.15	927.15	927.15	927.15	
Insurance-Workers Comp CAE	31.13	31.13	31.13	31.13	31.13	
Insurance-Workers Comp AG	501.13	501.13	501.13	501.13	501.13	
Insurance-Other CAE	331.35	331.35	331.35	331.35	331.35	
Insurance-Other AG	470.65	470.65	470.65	470.65	470.65	
Miscellaneous Expense TO	432.14	350.24	337.19	350.10	255.15	
Miscellaneous Expense TM	81.68	81.68	81.68	0.00	0.00	
Miscellaneous Expense DO	0.00	0.00	0.00	121.99	650.00	
Miscellaneous Expense DM	0.00	37.62	74.88	243.98	18.09	
Miscellaneous Expense CAE	436.92	223.56	213.56	223.14	223.14	
Miscellaneous Expense CAE	296.00	97.28	364.26	0.00	0.00	
Miscellaneous Expense AG	2,100.00	0.00	0.00	0.00	0.00	
Miscellaneous Expense AG	2,024.92	695.24	1,603.89	775.80	1,313.74	
Other Contractor -- Operations	0.00	1,065.21	11.87	0.00	25.00	
<b>Cost Reduction Compared to January 2018</b>			<b>17%</b>	<b>21%</b>	<b>26%</b>	
Total Expenses	306,218.11	317,095.10	255,139.81	83% 241,068.75	79% 227,111.40	74%
Net Income	(\$ 148,920.56)	(136,173.06)	(102,923.20)	(85,964.89)	(20,980.62)	

# EXHIBIT 10



# Martin County Water District

387 East Main St., Suite 140

Inez, KY 41224

(606) 298-3885

## Monthly Payment Summary By Pay Type

All Books

### Amt. Paid


#### Jun 2018

Cash	\$32,294.74
Check	\$64,663.40
Credit	\$19,006.93
M.O.	\$556.89

Total Jun 2018	<hr/> \$116,521.96
----------------	--------------------

**Aged Receivables Over 30 Days, Over 60 Days, or Over 90 Days**

**All Divisions**



	\$30.03	\$148.56
	\$98.55	\$98.55
	\$123.11	\$123.11
	\$375.38	\$375.38
	\$2,215.88	\$2,215.88
	\$478.29	\$478.29
	\$288.26	\$288.26
	\$225.27	\$225.27
	\$350.79	\$350.79
	\$30.03	\$163.34
	\$0.00	\$144.01
	\$52.75	\$52.75
	\$1,094.93	\$1,094.93
	\$466.86	\$466.86
	\$135.49	\$135.49
	\$22.68	\$22.68
	\$219.47	\$219.47
	\$45.64	\$45.64
	\$425.51	\$425.51
	\$22.68	\$22.68
	\$230.98	\$230.98
	\$583.81	\$583.81
	\$217.96	\$217.96
	\$111.88	\$111.88
	\$80.16	\$80.16

**Aged Receivables Over 30 Days, Over 60 Days, or Over 90 Days**

**All Divisions**



	44224	\$0.00	\$0.00	\$0.00	\$22.66	\$22.66	
					\$30.03	\$30.03	
					\$100.41	\$100.41	
					\$0.00	\$130.82	
					\$105.27	\$105.27	
					\$234.96	\$234.96	
					\$550.35	\$550.35	
					\$581.95	\$581.95	
					\$147.98	\$147.98	
					\$157.30	\$157.30	
					\$60.06	\$60.06	
					\$27.03	\$27.03	
					\$63.13	\$107.50	
					\$387.59	\$606.63	
					\$89.77	\$89.77	
					\$0.00	\$102.11	
					\$80.06	\$80.06	
					\$204.32	\$204.32	
					\$257.17	\$257.17	
					\$119.12	\$119.12	
					\$409.88	\$409.88	
					\$90.09	\$90.09	
					\$45.00	\$45.00	
					\$45.00	\$45.00	
					\$45.00	\$45.00	

**Aged Receivables Over 30 Days, Over 60 Days, or Over 90 Days**

**All Divisions**

[REDACTED]		
	\$278.18	\$278.18
	\$385.43	\$385.43
	\$271.59	\$271.59
	\$63.06	\$63.06
	\$166.65	\$166.65
	\$30.03	\$30.03
	\$182.16	\$182.16
	\$22.97	\$22.97
	\$45.00	\$45.00
	\$45.32	\$45.32
	\$123.80	\$123.80
	\$54.82	\$54.82
	\$22.59	\$22.59
	\$45.00	\$45.00
	\$79.74	\$79.74
	\$45.00	\$45.00
	\$144.77	\$144.77
	\$21.64	\$21.64
	\$40.00	\$40.00
	\$272.91	\$272.91
	\$34.82	\$34.82
	\$30.38	\$30.38
	\$45.00	\$45.00
	\$45.00	\$45.00

**Aged Receivables Over 30 Days, Over 60 Days, or Over 90 Days**

**All Divisions**

[REDACTED]	
\$353.18	\$353.18
\$22.68	\$22.68
\$4,648.34	\$4,648.34
\$196.06	\$196.06
\$74.94	\$74.94
\$113.62	\$113.62
\$7.75	\$7.75
\$22.68	\$22.68
\$195.72	\$185.72
\$45.64	\$45.64
\$673.47	\$673.47
\$107.06	\$107.06
\$267.52	\$267.52
\$143.32	\$143.32
\$15.16	\$15.16
\$22.68	\$22.68
\$232.84	\$232.84
\$353.44	\$353.44
\$120.68	\$120.68
\$22.68	\$22.68
\$22.68	\$22.68
\$45.32	\$45.32
\$22.68	\$22.68
\$45.32	\$45.32
\$524.68	\$524.68

**Aged Receivables Over 30 Days, Over 60 Days, or Over 90 Days**

**All Divisions**



\$142.31	\$142.31
\$88.38	\$88.38
\$22.68	\$22.68
\$4.93	\$4.93
\$165.99	\$279.91
\$75.01	\$75.01
\$843.34	\$843.34
\$124.18	\$124.18
\$22.98	\$22.98
\$70.04	\$70.04
\$22.68	\$22.66
\$180.18	\$180.18
\$378.53	\$378.53
\$209.70	\$209.70
\$169.38	\$169.38
\$22.98	\$22.98
\$5.78	\$5.78
\$3.78	\$3.78
\$67.98	\$67.98
\$22.68	\$22.68
\$22.68	\$22.68
\$119.05	\$119.05
\$294.80	\$294.80
\$22.98	\$22.98

**Aged Receivables Over 30 Days, Over 60 Days, or Over 90 Days**

**All Divisions**

[REDACTED]	
	\$67.65
	\$67.65
	\$22.66
	\$22.66
	\$207.36
	\$207.36
	\$84.48
	\$84.48
	\$80.24
	\$80.24
	\$100.33
	\$100.33
	\$334.34
	\$334.34
	\$22.66
	\$22.66
	\$57.18
	\$57.18
	\$113.62
	\$113.62
	\$150.70
	\$150.70
	\$111.58
	\$111.58
	\$913.21
	\$913.21
	\$222.63
	\$222.63
	\$173.58
	\$173.58
	\$105.23
	\$105.23
	\$45.32
	\$45.32
	\$438.75
	\$438.75
	\$182.00
	\$182.00
	\$0.32
	\$0.32
	\$54.94
	\$54.94
	\$134.85
	\$134.85

**Aged Receivables Over 30 Days, Over 60 Days, or Over 90 Days**

**All Divisions**

	Over 30 Days	Over 60 Days
	\$120.12	\$120.12
	\$142.11	\$142.11
	\$378.24	\$378.24
	\$15.18	\$15.18
	\$153.60	\$153.60
	\$82.36	\$82.36
	\$15.06	\$15.06
	\$200.51	\$200.51
	\$213.63	\$213.63
	\$75.12	\$75.12
	\$45.09	\$45.09
	\$143.43	\$143.43
	\$243.33	\$243.33
	\$71.07	\$71.07
	\$198.47	\$367.22
	\$221.59	\$221.59
	\$150.15	\$150.15
	\$90.09	\$90.09
	\$80.08	\$80.08
	\$90.12	\$90.12
	\$418.79	\$418.79
	\$200.80	\$200.80



# Madison County Water District

387 East Main St., Suite 140

Inez, KY 41224

(606) 298-3885

## Aged Receivables Over 30 Days, Over 60 Days, or Over 90 Days

## All Divisions

[REDACTED]	
\$381.48	\$381.48
\$90.09	\$90.09
\$147.80	\$147.80
\$30.03	\$30.03
\$128.04	\$128.04
\$161.94	\$161.94
\$200.84	\$200.84
\$90.09	\$90.09
\$215.40	\$215.40
\$15.06	\$15.06
\$0.00	\$34.64
\$15.06	\$15.06
\$120.12	\$120.12
\$174.57	\$174.57
\$13.56	\$13.56
\$90.09	\$90.09
\$90.09	\$90.09
\$424.39	\$424.39
\$0.09	\$0.09
\$150.48	\$150.48
\$198.02	\$198.02
\$112.88	\$112.88
\$51.94	\$51.94

1st Main St., Suite 140  
KY 41224  
(606) 288-3885

**Aged Receivables Over 30 Days, Over 60 Days, or Over 90 Days**

**All Divisions**

	Over 30 Days	Over 60 Days	Over 90 Days
	\$127.71	\$127.71	
	\$120.45	\$120.45	
	\$80.06	\$80.06	
	\$462.68	\$462.68	
	\$531.03	\$531.03	
	\$30.03	\$30.03	
	\$90.63	\$90.63	
	\$120.12	\$120.12	
	\$30.03	\$30.03	
	\$80.06	\$80.06	
	\$83.04	\$83.04	
	\$113.19	\$113.19	
	\$30.03	\$30.03	
	\$84.15	\$84.15	
	\$219.78	\$219.78	
	\$181.83	\$181.83	
	\$119.12	\$119.12	
	\$80.06	\$80.06	
	\$105.27	\$105.27	
	\$82.71	\$82.71	
	\$174.57	\$174.57	
	\$275.67	\$275.67	
	\$80.06	\$80.06	

387 East Main St., Suite 140  
Inez, KY 41224  
(606) 298-3885

**Aged Receivables Over 30 Days, Over 60 Days, or Over 90 Days**

**All Divisions**

Account	Amount Due	Amount Due
	\$120.12	\$120.12
	\$171.92	\$171.92
	\$0.54	\$0.54
	\$210.53	\$210.53
	\$131.90	\$131.90
	\$120.12	\$120.12
	\$82.83	\$82.83
	\$246.81	\$246.81
	\$30.03	\$30.03
	\$0.00	\$413.75
	\$232.64	\$232.64
	\$712.41	\$712.41
	\$67.65	\$67.65
	\$97.89	\$97.89
	\$242.74	\$242.74
	\$184.31	\$184.31
	\$215.71	\$215.71
	\$171.63	\$171.63
	\$0.00	\$110.79
	\$22.86	\$22.86
	\$30.03	\$30.03
	\$0.09	\$0.09
	\$344.04	\$344.04

**Aged Receivables Over 30 Days, Over 60 Days, or Over 90 Days**

**All Divisions**



\$30.03	\$30.03
\$174.25	\$174.25
\$128.66	\$128.66
\$15.06	\$15.06
\$7.68	\$7.68
\$48.03	\$251.02
\$0.42	\$0.42
\$52.89	\$52.89
\$0.00	\$163.09
\$283.99	\$283.99
\$423.29	\$423.29
\$202.07	\$202.07
\$245.05	\$245.05
\$36.37	\$36.37
\$718.71	\$718.71
\$421.36	\$421.36
\$1,916.42	\$1,916.42
\$212.19	\$212.19
\$67.63	\$67.63
\$389.49	\$450.07
\$711.62	\$711.62
\$1,626.41	\$1,626.41
\$361.73	\$361.73
\$717.38	\$717.38

**Aged Receivables Over 30 Days, Over 60 Days, or Over 90 Days**

**All Divisions**

[REDACTED]	
\$144.41	\$144.41
\$263.01	\$263.01
\$191.43	\$191.43
\$16.70	\$16.70
\$321.83	\$321.83
\$469.76	\$469.76
\$183.96	\$183.96
\$292.98	\$292.98
\$97.66	\$97.66
\$766.57	\$766.57
\$386.18	\$386.18
\$30.41	\$30.41
\$0.32	\$0.32
\$67.51	\$67.51
\$404.25	\$404.25
\$245.62	\$245.62
\$1,235.13	\$1,235.13
\$522.27	\$522.27
\$493.58	\$493.58
\$590.50	\$590.50
\$180.53	\$180.53
\$889.72	\$889.72
\$97.59	\$97.59
\$283.51	\$283.51
\$474.51	\$474.51

Aged Receivables Over 30 Days, Over 60 Days, or Over 90 Days

All Divisions

Aged Receivables Over 30 Days, Over 60 Days, or Over 90 Days	
\$236.39	\$236.39
\$221.96	\$221.96
\$1,477.97	\$1,477.97
\$314.00	\$314.00
\$417.97	\$417.97
\$621.14	\$621.14
\$632.06	\$632.06
\$159.39	\$159.39
\$663.07	\$663.07
\$98.07	\$98.07
\$30.03	\$30.03
\$235.22	\$235.22
\$127.93	\$127.93
\$232.44	\$232.44
\$233.22	\$233.22
\$227.41	\$227.41
\$812.52	\$812.52
\$260.04	\$260.04
\$363.66	\$363.66
\$0.00	\$69.71
\$70.45	\$70.45
\$295.36	\$295.36
\$67.65	\$67.65
\$120.78	\$120.78
\$186.71	\$186.71

**Aged Receivables Over 30 Days, Over 60 Days, or Over 90 Days**

**All Divisions**

[REDACTED]	
\$340.90	\$340.90
\$507.55	\$507.55
\$212.19	\$212.19
\$97.68	\$97.68
\$116.65	\$116.65
\$166.27	\$166.27
\$948.24	\$948.24
\$0.00	\$110.79
\$257.42	\$257.42
\$75.24	\$75.24
\$822.16	\$822.16
\$30.03	\$30.03
\$30.03	\$30.03
\$85.09	\$85.09
\$83.16	\$83.16
\$106.80	\$106.80
\$130.89	\$130.89
\$363.49	\$363.49
\$233.51	\$233.51
\$45.21	\$45.21
\$201.95	\$201.95
\$51.83	\$51.83
\$0.42	\$0.42
\$118.03	\$260.87
\$195.56	\$195.56

ed Receivables Over 30 Days, Over 60 Days, or Over 90 Days

All Divisions

\$262.48	\$262.48
\$0.00	\$118.53
\$171.60	\$171.60
\$396.89	\$396.89
\$227.45	\$227.45
\$312.74	\$312.74
\$65.53	\$65.53
\$505.16	\$505.16
\$830.25	\$830.25
\$79.00	\$79.00
\$219.64	\$219.64
\$472.38	\$472.38
\$751.50	\$751.50
\$404.24	\$404.24
\$213.16	\$213.16
\$351.96	\$351.96
\$49.38	\$49.38
\$350.26	\$350.26
\$267.60	\$267.60
\$2.06	\$2.06
\$165.97	\$165.97
\$484.47	\$484.47
\$239.08	\$239.08
\$156.55	\$156.55
\$248.19	\$248.19
\$644.62	\$644.62



**Aged Receivables Over 30 Days, Over 60 Days, or Over 90 Days**

**All Divisions**

[REDACTED]	
\$142.12	\$142.12
\$80.39	\$80.39
\$444.64	\$444.64
\$173.02	\$173.02
\$130.12	\$130.12
\$314.40	\$314.40
\$157.36	\$157.36
\$52.90	\$52.90
\$182.32	\$182.32
\$181.38	\$181.38
\$83.16	\$83.16
\$350.08	\$350.08
\$151.31	\$151.31
\$233.64	\$233.64
\$488.08	\$488.08
\$257.73	\$257.73
\$222.42	\$222.42
\$30.03	\$30.03
\$144.21	\$144.21
\$2.73	\$2.73
\$75.45	\$75.45
\$4.69	\$4.69
\$74.12	\$74.12
\$188.79	\$188.79
\$104.69	\$104.69
\$30.09	\$30.09


Main St., Suite 140

41224

288-3885

**aged Receivables Over 30 Days, Over 60 Days, or Over 90 Days**

**All Divisions**



\$388.04	\$388.04
\$1,394.39	\$1,394.39
\$489.61	\$489.61
\$7.46	\$7.46
\$523.88	\$523.88
\$268.36	\$268.36
\$962.89	\$962.89
\$198.15	\$198.15
\$88.79	\$88.79
\$398.52	\$398.52
\$936.79	\$936.79
\$93.01	\$245.36
\$74.25	\$74.25
\$123.95	\$123.95
\$92.25	\$92.25
\$645.86	\$645.86
\$2.73	\$2.73
\$216.71	\$216.71
\$210.98	\$210.98
\$481.81	\$481.81
\$204.26	\$204.26
\$308.12	\$308.12
\$590.78	\$590.78
\$215.78	\$215.78
\$1,701.40	\$1,701.40

**Marion County Water District**

387 East Main St., Suite 140

Inez, KY 41224

(606) 298-3885

**Aged Receivables Over 30 Days, Over 60 Days, or Over 90 Days**

**All Divisions**

[REDACTED]	
\$485.57	\$485.57
\$37.82	\$72.28
\$567.81	\$567.81
\$289.87	\$289.87
\$204.27	\$204.27
\$220.00	\$299.71
\$144.21	\$144.21
\$151.13	\$151.13
\$1,271.85	\$1,271.85
\$500.84	\$500.84
\$75.24	\$75.24
\$431.33	\$431.33
\$0.21	\$0.21
\$1,685.85	\$1,685.85
\$182.10	\$182.10
\$80.55	\$80.55
\$119.39	\$119.39
\$118.12	\$118.12
\$194.15	\$194.15
\$178.57	\$178.57
\$37.82	\$163.74
\$202.90	\$202.90
\$168.85	\$168.85
\$581.49	\$581.49

**Aged Receivables Over 30 Days, Over 60 Days, or Over 90 Days**


**All Divisions**

Aged Receivables Over 30 Days, Over 60 Days, or Over 90 Days	
	\$149.74
	\$22.66
	\$93.06
	\$302.94
	\$131.28
	\$149.15
	\$45.21
	\$2,103.44
	\$454.98
	\$357.92
	\$227.91
	\$371.06
	\$150.15
	\$24.21
	\$166.65
	\$246.08
	\$136.62
	\$156.57
	\$391.33
	\$380.43
	\$182.57
	\$30.03
	\$238.71
	\$270.11

Inez, KY 41224  
(606) 298-3885

**Aged Receivables Over 30 Days, Over 60 Days, or Over 90 Days**

**All Divisions**



\$422.01	\$422.01
\$279.53	\$279.53
\$0.32	\$0.32
\$14.73	\$14.73
\$188.11	\$188.11
\$218.77	\$218.77
\$302.31	\$302.31
\$112.51	\$112.51
\$270.92	\$270.92
\$24.28	\$24.28
\$125.13	\$125.13
\$85.50	\$98.61
\$67.93	\$67.93
\$22.66	\$22.66
\$672.56	\$672.56
\$524.15	\$524.15
\$22.66	\$22.66
\$180.74	\$180.74
\$30.24	\$30.24
\$290.25	\$290.25
\$312.18	\$312.18
\$266.43	\$266.43
\$180.04	\$180.04
\$821.11	\$821.11

**Lin County Water District**

1st Main St., Suite 140  
KY 41224  
298-3885

**Aged Receivables Over 30 Days, Over 60 Days, or Over 90 Days**

**All Divisions**



\$136.35	\$205.04
\$971.89	\$971.89
\$189.59	\$189.59
\$784.45	\$784.45
\$400.62	\$400.62
\$302.87	\$302.87
\$963.06	\$963.06
\$316.21	\$316.21
\$107.74	\$107.74
\$100.15	\$100.15
\$30.03	\$30.03
\$84.77	\$84.77
\$252.86	\$252.86
\$318.12	\$318.12
\$219.45	\$219.45
\$180.27	\$320.73
\$74.06	\$74.06
\$166.65	\$166.65
\$115.66	\$115.66
\$196.02	\$196.02
\$257.95	\$257.95
\$73.09	\$73.09
\$158.17	\$158.17
\$166.65	\$166.65
\$134.30	\$134.30

# Martin County Water District


387 East Main St., Suite 140

Inez, KY 41224

(606) 298-3885

## Aged Receivables Over 30 Days, Over 60 Days, or Over 90 Days

## All Divisions



\$0.00	\$87.85
\$50.62	\$184.70
\$97.68	\$97.68
\$652.50	\$652.50
\$83.80	\$83.80
\$153.22	\$153.22
\$41.01	\$361.27
\$33.65	\$168.25
\$30.03	\$30.03
\$194.60	\$194.60
\$0.00	\$272.05
\$2,078.34	\$2,078.34
\$199.99	\$199.99
\$258.66	\$258.66
\$0.00	\$142.22
\$1,131.75	\$1,131.75
\$212.13	\$212.13
\$30.03	\$148.58
\$189.41	\$189.41
\$247.19	\$247.19
\$369.88	\$369.88
\$68.20	\$68.20
\$135.93	\$135.93
\$1,091.71	\$1,091.71
\$869.43	\$869.43

**Aged Receivables Over 30 Days, Over 60 Days, or Over 90 Days**

**All Divisions**

[REDACTED]	
\$133.80	\$133.80
\$1,053.68	\$1,053.68
\$510.11	\$510.11
\$547.02	\$547.02
\$4,070.75	\$4,070.75
\$646.87	\$646.87
\$239.33	\$239.33
\$315.97	\$315.97
\$26.40	\$26.40
\$952.06	\$952.06
\$309.31	\$309.31
\$226.03	\$226.03
\$166.65	\$166.65
\$266.45	\$266.45
\$166.65	\$166.65
\$398.53	\$398.53
\$30.03	\$30.03
\$0.00	\$80.54
\$735.82	\$894.72
\$2,812.72	\$2,812.72
\$258.19	\$258.19
\$159.87	\$159.87
\$676.90	\$676.90
\$119.12	\$119.12
\$633.47	\$633.47



1st Main St., Suite 140  
KY 41224  
298-3885

**aged Receivables Over 30 Days, Over 60 Days, or Over 90 Days**

**All Divisions**

[REDACTED]	
\$390.22	\$390.22
\$268.27	\$268.27
\$30.03	\$30.03
\$2,164.20	\$2,164.20
\$274.00	\$274.00
\$134.30	\$134.30
\$180.51	\$180.51
\$0.00	\$157.21
\$3,117.12	\$3,117.12
\$151.54	\$151.54
\$985.08	\$985.08
\$448.85	\$448.85
\$105.11	\$105.11
\$339.50	\$339.50
\$21.64	\$21.64
\$166.65	\$166.65
\$916.63	\$916.63
\$321.42	\$321.42
\$376.98	\$376.98
\$366.19	\$366.19
\$409.63	\$409.63
\$270.89	\$270.89
\$160.12	\$160.12
\$299.44	\$299.44
\$189.80	\$189.80

Aged Receivables Over 30 Days, Over 60 Days, or Over 90 Days

All Divisions



\$22.68	\$22.68
\$333.74	\$333.74
\$19.65	\$19.65
\$572.32	\$572.32
\$356.54	\$356.54
\$267.86	\$267.86
\$590.33	\$590.33
\$119.54	\$119.54
\$264.69	\$264.69
\$179.30	\$179.30
\$203.61	\$203.61
\$1,058.20	\$1,058.20
\$292.84	\$292.84
\$749.30	\$749.30
\$730.47	\$730.47
\$119.21	\$119.21
\$345.17	\$345.17
\$777.25	\$777.25
\$543.94	\$543.94
\$409.67	\$409.67
\$317.61	\$317.61
\$75.34	\$75.34
\$346.30	\$346.30
\$362.02	\$362.02

**Aged Receivables Over 30 Days, Over 60 Days, or Over 90 Days**

**All Divisions**

[REDACTED]		
	\$196.68	\$196.68
	\$105.82	\$105.82
	\$212.52	\$212.52
	\$271.55	\$271.55
	\$171.02	\$171.02
	\$493.97	\$493.97
	\$15.06	\$15.06
	\$30.03	\$30.03
	\$285.53	\$285.53
	\$272.25	\$272.25
	\$295.35	\$295.35
	\$181.83	\$181.83
	\$277.99	\$277.99
	\$35.49	\$35.49
	\$160.78	\$160.78
	\$268.12	\$268.12
	\$140.80	\$242.78
	\$189.83	\$189.83
	\$30.03	\$30.03
	\$413.50	\$413.50
	\$105.60	\$105.60
	\$112.88	\$112.88
	\$257.73	\$257.73
	\$228.05	\$228.05
	\$30.03	\$30.03

**... County Water District**


... Main St., Suite 140

... KY 41224

... (6) 298-3885

**Aged Receivables Over 30 Days, Over 60 Days, or Over 90 Days**

**All Divisions**



\$90.09	\$90.09
\$135.63	\$135.63
\$156.71	\$156.71
\$80.09	\$80.09
\$90.42	\$90.42
\$901.66	\$901.66
\$211.53	\$211.53
\$4.50	\$4.50
\$124.18	\$124.18
\$37.62	\$37.62
\$172.11	\$172.11
\$225.38	\$225.38
\$425.06	\$425.06
\$30.03	\$30.03
\$222.30	\$222.30
\$45.75	\$45.75
\$75.12	\$75.12
\$617.26	\$617.26
\$208.45	\$208.45
\$149.15	\$149.15
\$490.94	\$490.94
\$350.80	\$350.80
\$104.81	\$104.81
\$304.50	\$304.50
\$224.15	\$224.15

**Aged Receivables Over 30 Days, Over 60 Days, or Over 90 Days**

**All Divisions**

Over 30 Days	Over 60 Days	Over 90 Days	Total
		\$0.00	\$266.15
		\$44.43	\$44.43
		\$241.28	\$241.28
		\$0.09	\$0.09
		\$90.42	\$90.42
		\$43.80	\$43.80
		\$67.19	\$67.19
		\$486.39	\$486.39
		\$106.02	\$106.02
		\$104.48	\$104.48
		\$0.09	\$0.09
		\$245.74	\$245.74
		\$198.15	\$198.15
		\$787.32	\$787.32
		\$168.58	\$168.58
		\$164.12	\$164.12
		\$0.32	\$0.32
		\$185.93	\$185.93
		\$141.86	\$182.95
		\$72.45	\$72.45
		\$171.77	\$171.77
		\$155.10	\$155.10
		\$214.94	\$214.94
		\$93.09	\$93.09
		\$203.28	\$203.28

# Martin County Water District

387 East Main St., Suite 140  
Inez, KY 41224  
(606) 298-3885

## Aged Receivables Over 30 Days, Over 60 Days, or Over 90 Days

## All Divisions

Aged Receivables Over 30 Days, Over 60 Days, or Over 90 Days	
\$185.91	\$185.91
\$509.10	\$509.10
\$344.31	\$344.31
\$13.88	\$13.88
\$218.92	\$218.92
\$166.67	\$166.67
\$233.62	\$233.62
\$105.37	\$105.37
\$1,185.18	\$1,185.18
\$226.92	\$226.92
\$308.25	\$308.25
\$416.30	\$416.30
\$15.16	\$15.16
\$290.28	\$290.28
\$67.51	\$67.51
\$58.44	\$58.44
\$585.59	\$585.59
\$56.33	\$56.33
\$737.05	\$737.05
\$402.38	\$402.38
\$381.26	\$381.26
\$138.97	\$138.97
\$213.11	\$213.11
\$45.32	\$45.32
\$1,148.12	\$1,148.12

**Aged Receivables Over 30 Days, Over 60 Days, or Over 90 Days**

**All Divisions**

[REDACTED]		
	\$30.03	\$30.03
	\$197.03	\$197.03
	\$32.76	\$32.76
	\$120.30	\$120.30
	\$181.29	\$181.29
	\$80.06	\$80.06
	\$214.55	\$214.55
	\$60.06	\$80.06
	\$749.70	\$749.70
	\$221.10	\$221.10
	\$328.44	\$328.44
	\$203.95	\$203.95
	\$582.09	\$582.09
	\$191.07	\$191.07
	\$68.41	\$68.41
	\$538.75	\$538.75
	\$209.33	\$209.33
	\$247.28	\$247.28
	\$304.59	\$304.59
	\$321.09	\$321.09
	\$408.56	\$408.56
	\$90.09	\$90.09
	\$225.37	\$225.37
	\$366.63	\$366.63
	\$80.39	\$80.39
	\$88.81	\$141.04

# Lin County Water District

1st Main St., Suite 140

KY 41224

5) 268-3885

## Aged Receivables Over 30 Days, Over 60 Days, or Over 90 Days

## All Divisions



\$7.59	\$7.59
\$189.44	\$189.44
\$333.63	\$333.63
\$80.06	\$80.06
\$204.93	\$204.93
\$280.37	\$280.37
\$224.85	\$224.85
\$46.53	\$46.53
\$30.03	\$30.03
\$166.66	\$166.66
\$144.62	\$144.62
\$237.44	\$237.44
\$382.54	\$382.54
\$183.48	\$183.48
\$42.49	\$42.49
\$90.75	\$90.75
\$216.92	\$216.92
\$44.00	\$44.00
\$119.81	\$119.81
\$82.83	\$82.83
\$256.28	\$256.28
\$117.89	\$117.89
\$74.12	\$74.12
\$37.62	\$37.62
\$41.29	\$133.86



**Aged Receivables Over 30 Days, Over 60 Days, or Over 90 Days**

**All Divisions**



\$74.03	\$74.03
\$184.18	\$184.18
\$30.03	\$30.03
\$127.71	\$127.71
\$0.00	\$205.04
\$0.00	\$117.91
\$0.21	\$0.21
\$584.85	\$661.64
\$238.15	\$238.15
\$552.20	\$552.20
\$130.11	\$174.48
\$105.15	\$105.15
\$248.85	\$248.85
\$450.62	\$450.62
\$147.42	\$147.42
\$90.77	\$90.77
\$15.32	\$15.32
\$480.49	\$480.49
\$136.82	\$136.82
\$360.92	\$360.92
\$500.00	\$500.00
\$37.83	\$37.83
\$80.08	\$173.98
\$598.88	\$598.88

387 East Main St., Suite 140  
Inez, KY 41224  
(606) 298-3885

**Aged Receivables Over 30 Days, Over 60 Days, or Over 90 Days**

**All Divisions**

Aged Receivables Over 30 Days, Over 60 Days, or Over 90 Days	
\$616.00	\$616.00
\$148.10	\$148.10
\$343.03	\$343.03
\$293.11	\$293.11
\$179.84	\$179.84
\$167.49	\$167.49
\$504.63	\$504.63
\$90.64	\$90.64
\$627.42	\$627.42
\$0.00	\$161.66
\$85.66	\$85.66
\$1,501.40	\$1,501.40
\$30.09	\$30.09
\$211.69	\$211.69
\$291.33	\$291.33
\$22.98	\$22.98
\$1,019.69	\$1,019.69
\$1,651.89	\$1,651.89
\$2,685.91	\$2,685.91
\$0.88	\$75.41
\$81.11	\$81.11
\$179.61	\$179.61
\$251.62	\$251.62
\$1,077.50	\$1,077.50

# Madison County Water District

387 East Main St., Suite 140

Inez, KY 41224

(606) 298-3885

## Aged Receivables Over 30 Days, Over 60 Days, or Over 90 Days

## All Divisions

Aged Receivables Over 30 Days, Over 60 Days, or Over 90 Days	
\$662.50	\$662.50
\$306.79	\$306.79
\$1,855.77	\$1,855.77
\$1,420.13	\$1,420.13
\$170.54	\$170.54
\$80.30	\$80.30
\$78.00	\$78.00
\$229.36	\$229.36
\$289.27	\$289.27
\$20.72	\$20.72
\$508.15	\$508.15
\$90.80	\$109.21
\$386.24	\$386.24
\$197.22	\$197.22
\$694.66	\$694.66
\$421.36	\$421.36
\$592.97	\$592.97
\$136.62	\$136.82
\$221.93	\$221.93
\$40.56	\$40.56
\$30.03	\$30.03
\$458.71	\$458.71
\$914.91	\$914.91
\$272.26	\$272.26
\$22.65	\$22.65

**Aged Receivables Over 30 Days, Over 60 Days, or Over 90 Days**

**All Divisions**



\$378.84	\$378.84
\$45.21	\$45.21
\$30.03	\$30.03
\$157.54	\$157.54
\$138.94	\$138.94
\$188.43	\$188.43
\$162.68	\$162.68
\$249.37	\$249.37
\$118.03	\$155.15
\$100.46	\$135.86
\$505.49	\$505.49
\$174.24	\$174.24
\$255.67	\$255.67
\$255.24	\$255.24
\$394.70	\$394.70
\$1,237.32	\$1,237.32
\$19.03	\$19.03
\$589.74	\$589.74
\$105.28	\$265.72
\$88.70	\$88.70
\$182.28	\$182.28
\$0.00	\$79.89
\$0.00	\$180.07
\$45.21	\$45.21
\$0.00	\$109.62

**Aged Receivables Over 30 Days, Over 60 Days, or Over 90 Days**

**All Divisions**

Aged Receivables Over 30 Days, Over 60 Days, or Over 90 Days	
\$329.33	\$329.33
\$283.31	\$283.31
\$914.06	\$914.06
\$148.48	\$148.48
\$22.66	\$22.66
\$1,547.89	\$1,547.89
\$237.08	\$237.08
\$14.89	\$14.89
\$933.23	\$933.23
\$968.55	\$968.55
\$167.79	\$167.79
\$60.06	\$60.06
\$288.35	\$288.35
\$205.80	\$205.80
\$234.40	\$234.40
\$0.00	\$79.32
\$504.27	\$504.27
\$0.00	\$133.28
\$75.41	\$75.41
\$166.85	\$166.85
\$283.14	\$283.14
\$359.82	\$359.82
\$220.12	\$220.12
\$377.45	\$377.45
\$280.17	\$280.17

# Barren County Water District

7 East Main St., Suite 140

W, KY 41224

(606) 298-3885

## aged Receivables Over 30 Days, Over 60 Days, or Over 90 Days

## All Divisions

2019	
Over 30 Days	Over 60 Days
\$38.82	\$38.82
\$398.48	\$398.48
\$188.22	\$188.22
\$178.98	\$178.98
\$83.55	\$83.55
\$140.85	\$140.85
\$305.30	\$305.30
\$230.05	\$230.05
\$444.35	\$444.35
\$431.35	\$431.35
\$314.16	\$314.16
\$189.38	\$189.38
\$35.57	\$35.57
\$139.32	\$139.32
\$396.82	\$396.82
\$105.27	\$105.27
\$74.93	\$74.93
\$387.21	\$387.21
\$405.18	\$405.18
\$257.23	\$257.23
\$158.88	\$158.88
\$242.12	\$242.12
\$90.09	\$90.09
\$178.30	\$178.30
\$30.03	\$30.03

# Marion County Water District

387 East Main St., Suite 140

Inez, KY 41224

(806) 288-3885

## Aged Receivables Over 30 Days, Over 60 Days, or Over 90 Days

## All Divisions



\$148.02	\$148.02
\$394.05	\$394.05
\$74.48	\$74.48
\$234.63	\$234.63
\$485.48	\$485.48
\$227.37	\$227.37
\$197.14	\$197.14
\$338.45	\$338.45
\$149.15	\$149.15
\$265.93	\$265.93
\$181.17	\$181.17
\$175.47	\$175.47
\$120.12	\$120.12
\$45.21	\$45.21
\$219.99	\$219.99
\$97.68	\$97.68
\$583.01	\$583.01
\$134.30	\$134.30
\$110.87	\$110.87
\$85.84	\$189.78
\$249.82	\$249.82
\$227.71	\$227.71
\$225.98	\$225.98
\$98.01	\$98.01
\$112.01	\$112.01
\$516.18	\$516.18

# artin County Water District

East Main St., Suite 140

z, KY 41224

(606) 298-3885

Aged Receivables Over 30 Days, Over 60 Days, or Over 90 Days

All Divisions



\$304.33	\$304.33
\$204.93	\$204.93
\$171.71	\$171.71
\$63.86	\$63.86
\$116.74	\$116.74
\$237.48	\$237.48
\$112.94	\$112.94
\$0.00	\$136.44
\$83.92	\$83.92
\$68.07	\$68.07
\$290.07	\$290.07
\$142.43	\$142.43
\$405.47	\$405.47
\$69.94	\$69.94
\$27.05	\$27.05
\$311.10	\$311.10
\$381.40	\$381.40
\$22.66	\$22.66
\$7.75	\$7.75
\$67.11	\$67.11
\$837.87	\$837.87
\$0.32	\$0.32
\$44.92	\$44.92
\$375.37	\$375.37
\$163.71	\$163.71



**Aged Receivables Over 30 Days, Over 60 Days, or Over 90 Days**

**All Divisions**

		30-60 Days	60-90 Days	90+ Days	Total
		\$0.00	\$0.00	\$0.00	\$182.38
					\$44.32
					\$13.33
					\$90.09
					\$305.86
					\$384.23
					\$147.96
					\$14.73
					\$120.12
					\$164.12
					\$216.48
					\$46.53
					\$20.01
					\$73.61
					\$329.24
					\$311.31
					\$22.66
					\$195.19
					\$172.80
					\$266.93
					\$464.38
					\$252.12
					\$125.94
					\$217.22
					\$266.44
					\$1,196.21

**Martin County Water District**

387 East Main St., Suite 140

Inez, KY 41224

(606) 298-3885

**Aged Receivables Over 30 Days, Over 60 Days, or Over 90 Days**

**All Divisions**

Aged Receivables Over 30 Days, Over 60 Days, or Over 90 Days	
\$388.80	\$388.80
\$498.70	\$498.70
\$205.17	\$205.17
\$403.77	\$403.77
\$89.09	\$89.09
\$1,114.81	\$1,114.81
\$34.75	\$34.75
\$280.71	\$280.71
\$357.82	\$357.82
\$524.72	\$524.72
\$483.44	\$483.44
\$119.83	\$119.83
\$890.81	\$890.81
\$1,789.28	\$1,789.28
\$63.03	\$63.03
\$22.66	\$22.66
\$60.06	\$60.06
\$90.21	\$90.21
\$548.05	\$548.05
\$389.88	\$389.88
\$395.13	\$395.13
\$240.85	\$240.85
\$286.77	\$286.77
\$474.84	\$474.84

**Madison County Water District**

387 East Main St., Suite 140

Madison, KY 41224

(606) 288-3885

**Aged Receivables Over 30 Days, Over 60 Days, or Over 90 Days**

**All Divisions**

[REDACTED]	
	\$253.82
	\$253.82
	\$1,072.81
	\$1,072.81
	\$271.71
	\$271.71
	\$211.52
	\$211.52
	\$346.83
	\$346.83
	\$199.07
	\$199.07
	\$40.33
	\$40.33
	\$747.96
	\$747.96
	\$564.55
	\$564.55
	\$73.82
	\$119.17
	\$713.54
	\$713.54
	\$731.56
	\$731.56
	\$535.88
	\$535.88
	\$246.93
	\$246.93
	\$164.33
	\$164.33
	\$2,525.17
	\$2,525.17
	\$30.09
	\$30.09
	\$166.24
	\$166.24
	\$593.64
	\$593.64
	\$118.88
	\$118.88
	\$225.09
	\$225.09
	\$278.48
	\$278.48
	\$180.18
	\$180.18
	\$204.93
	\$204.93
	\$533.99
	\$533.99

**Aged Receivables Over 30 Days, Over 60 Days, or Over 90 Days**

**All Divisions**

[REDACTED]		
	\$244.17	\$244.17
	\$127.71	\$127.71
	\$300.96	\$300.96
	\$38.12	\$38.12
	\$123.78	\$123.78
	\$295.35	\$295.35
	\$30.03	\$30.03
	\$75.24	\$75.24
	\$82.83	\$82.83
	\$415.13	\$415.13
	\$153.45	\$153.45
	\$227.27	\$227.27
	\$154.34	\$154.34
	\$181.83	\$181.83
	\$121.54	\$121.54
	\$417.47	\$417.47
	\$288.64	\$288.64
	\$284.28	\$284.28
	\$149.15	\$149.15
	\$265.14	\$265.14
	\$153.43	\$153.43
	\$313.93	\$313.93
	\$30.03	\$30.03
	\$189.10	\$303.02
	\$936.03	\$936.03

# Marion County Water District

387 East Main St., Suite 140

Inez, KY 41224

(606) 298-3885

## Aged Receivables Over 30 Days, Over 60 Days, or Over 90 Days

## All Divisions

[REDACTED]	
\$45.63	\$45.63
\$98.10	\$98.10
\$255.95	\$255.95
\$338.70	\$338.70
\$751.38	\$751.38
\$30.03	\$30.03
\$0.00	\$211.31
\$74.12	\$74.12
\$143.22	\$257.14
\$31.78	\$31.78
\$553.06	\$553.06
\$151.10	\$151.10
\$890.90	\$890.90
\$237.17	\$237.17
\$326.68	\$326.68
\$123.82	\$217.10
\$250.94	\$391.30
\$685.06	\$685.06
\$674.04	\$674.04
\$155.88	\$268.77
\$287.66	\$287.66
\$149.63	\$149.63
\$1,234.58	\$1,234.58
\$3,284.13	\$3,284.13
\$214.47	\$214.47

**Madison County Water District**

387 East Main St., Suite 140  
Madison, KY 41224  
(606) 288-3885

**Aged Receivables Over 30 Days, Over 60 Days, or Over 90 Days**

**All Divisions**



\$187.31	\$197.31
\$2.30	\$2.30
\$428.98	\$428.98
\$0.00	\$42.23
\$135.09	\$135.09
\$188.87	\$188.87
\$65.31	\$65.31
\$187.15	\$197.15
\$245.76	\$245.76
\$96.79	\$96.79
\$165.66	\$165.66
\$271.59	\$271.59
\$191.88	\$191.88
\$237.39	\$237.39
\$157.70	\$157.70
\$318.96	\$318.96
\$186.64	\$186.64
\$123.35	\$123.35
\$98.00	\$98.00
\$81.95	\$81.95
\$252.22	\$252.22
\$7.75	\$7.75
\$1,168.29	\$1,168.29
\$22.68	\$22.68
\$127.67	\$127.67
\$150.73	\$150.73

# Martin County Water District

387 East Main St., Suite 140

Inez, KY 41224

(606) 298-3885

## Aged Receivables Over 30 Days, Over 60 Days, or Over 90 Days

## All Divisions

2010	
Over 30 Days	Over 60 Days
\$90.09	\$90.09
\$1,916.81	\$1,916.81
\$137.13	\$137.13
\$543.85	\$543.85
\$220.80	\$220.80
\$164.78	\$164.78
\$196.35	\$196.35
\$654.18	\$654.18
\$30.09	\$30.09
\$42.00	\$42.00
\$105.96	\$105.96
\$775.87	\$775.87
\$67.90	\$67.90
\$68.30	\$68.30
\$117.60	\$117.60
\$13.10	\$13.10
\$90.09	\$90.09
\$22.66	\$22.66
\$22.66	\$22.66
\$700.30	\$700.30
\$985.50	\$985.50
\$655.59	\$655.59
\$341.22	\$341.22
\$113.07	\$113.07

# Martin County Water District


387 East Main St., Suite 140

Inez, KY 41224

(606) 296-3885

## Aged Receivables Over 30 Days, Over 60 Days, or Over 90 Days

### All Divisions



\$67.96	\$67.98
\$22.66	\$22.66
\$52.75	\$52.75
\$135.88	\$135.88
\$60.95	\$60.95
\$225.26	\$225.26
\$44.82	\$44.82
\$88.44	\$88.44
\$90.09	\$90.09
\$1,892.45	\$1,892.45
\$3,326.66	\$3,326.66
\$622.10	\$622.10
\$162.25	\$162.25
\$2.38	\$2.38
\$242.06	\$242.06
\$266.28	\$266.28
\$316.71	\$316.71
\$37.50	\$37.50
\$45.09	\$45.09
\$209.21	\$209.21
\$270.10	\$270.10
\$127.71	\$127.71
\$15.06	\$15.06
\$75.24	\$75.24
\$90.09	\$90.09
\$508.50	\$508.50



# Martin County Water District


387 East Main St., Suite 140

Inez, KY 41224

(606) 298-3885

## Aged Receivables Over 30 Days, Over 60 Days, or Over 90 Days

## All Divisions



	\$173.58	\$173.58
	\$177.45	\$177.45
	\$142.67	\$142.87
	\$0.00	\$209.76
	\$224.58	\$224.58
	\$60.06	\$60.06
	\$180.84	\$180.84
	\$34.72	\$34.72
	\$277.67	\$277.67
	\$30.03	\$30.03
	\$207.96	\$207.96
	\$227.37	\$227.37
	\$265.75	\$265.75
	\$509.43	\$509.43
	\$52.80	\$52.80
	\$207.08	\$207.08
	\$31.78	\$31.78
	\$150.15	\$415.33
	\$322.68	\$322.68
	\$36.68	\$36.68
	\$8.34	\$8.34
	\$230.61	\$230.61
	\$0.00	\$42.23
	\$225.59	\$225.59
	\$45.21	\$45.21

**Aged Receivables Over 30 Days, Over 60 Days, or Over 90 Days**

**All Divisions**

[REDACTED]	
\$105.80	\$140.24
\$175.88	\$175.88
\$8.34	\$8.34
\$30.03	\$30.03
\$630.77	\$630.77
\$386.13	\$386.13
\$0.00	\$130.83
\$624.55	\$624.55
\$75.12	\$75.12
\$0.00	\$177.86
\$188.62	\$188.62
\$486.87	\$486.87
\$101.67	\$101.67
\$478.40	\$478.40
\$30.03	\$148.56
\$1,217.02	\$1,217.02
\$149.96	\$149.96
\$156.71	\$408.77
\$22.66	\$22.66
\$197.52	\$197.52
\$1,354.56	\$1,354.56
\$331.49	\$331.49
\$10.80	\$10.80
\$52.75	\$52.75

**Madison County Water District**


387 East Main St., Suite 140

Inez, KY 41224

(606) 298-3885

**Aged Receivables Over 30 Days, Over 60 Days, or Over 90 Days**

**All Divisions**



\$316.70	\$316.70
\$241.14	\$241.14
\$87.14	\$87.14
\$71.24	\$71.24
\$120.55	\$120.55
\$308.00	\$308.00
\$50.77	\$50.77
\$0.00	\$191.22
\$220.76	\$220.76
\$45.00	\$45.00
\$851.99	\$851.99
\$116.12	\$116.12
\$90.64	\$90.64
\$154.01	\$154.01
\$120.12	\$120.12
\$287.75	\$287.75
\$45.09	\$45.09
\$22.68	\$22.68
\$611.88	\$611.88
\$97.88	\$97.88
\$1,440.04	\$1,440.04
\$486.27	\$486.27
\$155.92	\$155.92
\$302.88	\$302.88

**Aged Receivables Over 30 Days, Over 60 Days, or Over 90 Days**

**All Divisions**

Aged Receivables Over 30 Days, Over 60 Days, or Over 90 Days	
\$282.88	\$282.88
\$335.22	\$335.22
\$277.74	\$277.74
\$824.07	\$824.07
\$44.90	\$44.90
\$181.78	\$181.78
\$456.84	\$456.84
\$172.01	\$172.01
\$40.86	\$40.86
\$333.07	\$333.07
\$27.69	\$27.69
\$524.08	\$524.08
\$19.48	\$19.48
\$2,078.73	\$2,078.73
\$102.93	\$102.93
\$29.46	\$29.46
\$82.18	\$82.18
\$432.60	\$432.60
\$273.44	\$273.44
\$414.38	\$414.38
\$85.72	\$85.72
\$184.62	\$184.62
\$516.45	\$516.45
\$262.51	\$262.51
\$1,175.40	\$1,175.40

# Martin County Water District

387 East Main St., Suite 140

Inez, KY 41224

(606) 298-3885

## Aged Receivables Over 30 Days, Over 60 Days, or Over 90 Days

## All Divisions

\$44.85	\$44.85
\$236.61	\$236.61
\$448.04	\$448.04
\$7.35	\$7.35
\$82.44	\$82.44
\$22.66	\$22.66
\$150.66	\$150.66
\$283.27	\$283.27
\$45.37	\$45.37
\$81.96	\$81.96
\$171.88	\$171.88
\$270.75	\$270.75
\$890.64	\$890.64
\$90.64	\$90.64
\$306.83	\$306.83
\$68.30	\$68.30
\$175.17	\$175.17
\$205.13	\$205.13
\$424.18	\$424.18
\$169.51	\$169.51
\$158.06	\$158.06
\$375.82	\$375.82
\$308.00	\$308.00
\$60.39	\$60.39
\$594.81	\$594.81

**Aged Receivables Over 30 Days, Over 60 Days, or Over 90 Days**

**All Divisions**

Aged Receivables Over 30 Days, Over 60 Days, or Over 90 Days	
	\$37.03
	\$37.03
	\$694.52
	\$694.52
	\$689.42
	\$689.42
	\$0.00
	\$124.85
	\$15.18
	\$15.18
	\$30.09
	\$30.09
	\$577.87
	\$577.87
	\$22.58
	\$22.58
	\$219.78
	\$219.78
	\$332.29
	\$332.29
	\$766.21
	\$766.21
	\$119.85
	\$119.85
	\$14.76
	\$14.76
	\$60.08
	\$60.08
	\$104.22
	\$104.22
	\$15.16
	\$15.16
	\$105.98
	\$105.98
	\$626.93
	\$626.93
	\$422.14
	\$422.14
	\$1,998.04
	\$1,998.04
	\$880.20
	\$880.20
	\$616.74
	\$616.74
	\$373.63
	\$373.63
	\$52.35
	\$52.35
	\$629.07
	\$629.07

# Martin County Water District

387 East Main St., Suite 140

Inez, KY 41224

(606) 298-3885

## Aged Receivables Over 30 Days, Over 60 Days, or Over 90 Days

## All Divisions

\$142.13	\$142.13
\$28.35	\$28.35
\$385.81	\$385.81
\$620.31	\$620.31
\$302.96	\$302.96
\$299.54	\$299.54
\$37.62	\$37.62
\$427.92	\$427.92
\$136.28	\$136.28
\$466.54	\$466.54
\$150.74	\$150.74
\$152.41	\$152.41
\$37.50	\$37.50
\$0.00	\$110.76
\$219.00	\$219.00
\$435.97	\$435.97
\$285.96	\$285.96
\$372.25	\$372.25
\$784.01	\$784.01
\$45.42	\$45.42
\$149.15	\$149.15
\$349.52	\$349.52
\$12.79	\$12.79
\$54.00	\$54.00
\$328.84	\$328.84
\$805.52	\$805.52

**Aged Receivables Over 30 Days, Over 60 Days, or Over 90 Days**

**All Divisions**

[REDACTED]	
\$90.09	\$90.09
\$347.81	\$347.81
\$245.62	\$245.62
\$217.27	\$217.27
\$35.00	\$35.00
\$287.84	\$287.84
\$206.09	\$206.09
\$82.83	\$82.83
\$305.91	\$305.91
\$37.42	\$37.42
\$52.68	\$52.68
\$105.81	\$105.81
\$542.46	\$542.46
\$67.86	\$67.86
\$416.78	\$416.78
\$166.32	\$166.32
\$328.84	\$328.84
\$146.56	\$146.56
\$60.39	\$60.39
\$74.18	\$74.18
\$226.05	\$226.05
\$203.28	\$203.28
\$90.09	\$90.09
\$378.84	\$378.84



**Aged Receivables Over 30 Days, Over 60 Days, or Over 90 Days**

**All Divisions**

2018	
2018	2017
\$318.46	\$318.46
\$310.53	\$310.53
\$236.28	\$236.28
\$377.85	\$377.85
\$97.68	\$97.68
\$120.77	\$120.77
\$570.81	\$570.81
\$248.36	\$248.36
\$60.06	\$60.06
\$370.84	\$370.84
\$246.53	\$323.32
\$166.65	\$166.65
\$156.74	\$156.74
\$194.15	\$194.15
\$60.39	\$60.39
\$150.15	\$150.15
\$290.45	\$290.45
\$75.24	\$75.24
\$174.24	\$174.24
\$90.42	\$90.42
\$87.98	\$87.98
\$850.13	\$850.13
\$218.46	\$218.46
\$366.63	\$366.63
\$90.42	\$90.42

# Martin County Water District

387 East Main St., Suite 140

Inez, KY 41224

(606) 298-3885

## Aged Receivables Over 30 Days, Over 60 Days, or Over 90 Days

All Divisions

Aged Receivables Over 30 Days, Over 60 Days, or Over 90 Days					
	00.00	60.00	90.00		
				\$297.34	\$297.34
				\$348.81	\$348.81
				\$75.24	\$75.24
				\$75.57	\$75.57
				\$135.30	\$135.30
				\$521.00	\$521.00
				\$0.00	\$19.87
				\$463.08	\$463.08
				\$136.62	\$136.62
				\$52.80	\$52.80
				\$515.73	\$515.73
				\$335.80	\$335.80
				\$252.82	\$252.82
				\$165.66	\$165.66
				\$188.15	\$188.15
				\$15.06	\$15.06
				\$60.06	\$60.06
				\$96.26	\$96.26
				\$424.72	\$424.72
				\$212.19	\$212.19
				\$168.10	\$168.10
				\$181.02	\$181.02
				\$145.21	\$145.21
				\$295.89	\$295.89
				\$183.95	\$183.95

**Aged Receivables Over 30 Days, Over 60 Days, or Over 90 Days**

**All Divisions**

		2015	2016
		\$214.23	\$214.23
		\$30.03	\$30.03
		\$10.42	\$154.75
		\$249.16	\$249.16
		\$75.24	\$75.24
		\$309.17	\$309.17
		\$146.02	\$146.02
		\$52.68	\$52.68
		\$7.62	\$49.85
		\$662.68	\$662.68
		\$45.09	\$45.09
		\$60.39	\$60.39
		\$272.58	\$272.58
		\$172.25	\$172.25
		\$226.71	\$226.71
		\$133.09	\$133.09
		\$234.96	\$234.96
		\$220.11	\$220.11
		\$345.74	\$345.74
		\$22.65	\$22.65
		\$212.52	\$212.52
		\$154.69	\$154.69
		\$296.02	\$296.02
		\$136.62	\$136.62
		\$134.30	\$134.30

**Aged Receivables Over 30 Days, Over 60 Days, or Over 90 Days**

**All Divisions**



\$232.97	\$232.97
\$139.59	\$139.59
\$242.89	\$242.89
\$165.77	\$165.77
\$303.30	\$303.30
\$159.39	\$159.39
\$174.24	\$174.24
\$91.74	\$91.74
\$37.83	\$37.83
\$141.86	\$141.86
\$294.44	\$294.44
\$188.78	\$188.78
\$67.65	\$67.65
\$90.09	\$90.09
\$298.54	\$298.54
\$75.12	\$75.12
\$30.03	\$30.03
\$202.28	\$202.28
\$172.82	\$172.82
\$151.35	\$151.35
\$112.88	\$112.88
\$83.92	\$83.92
\$528.12	\$528.12
\$169.82	\$169.82
\$383.46	\$383.46

# Martin County Water District

387 East Main St., Suite 140

Inez, KY 41224

(606) 298-3885

## Aged Receivables Over 30 Days, Over 60 Days, or Over 90 Days

## All Divisions

	\$0.09
	\$0.09
	\$181.49
	\$181.49
	\$119.66
	\$119.66
	\$156.07
	\$156.07
	\$80.06
	\$80.06
	\$74.12
	\$74.12
	\$30.03
	\$30.03
	\$203.15
	\$203.15
	\$30.78
	\$30.78
	\$96.89
	\$96.89
	\$196.53
	\$315.06
	\$104.15
	\$104.15
	\$0.09
	\$0.09
	\$179.51
	\$179.51
	\$0.00
	\$110.79
	\$75.45
	\$75.45
	\$172.46
	\$172.46
	\$210.87
	\$210.87
	\$87.85
	\$87.85
	\$30.03
	\$30.03
	\$247.84
	\$247.84
	\$45.21
	\$45.21
	\$164.12
	\$164.12
	\$30.03
	\$30.03
	\$164.12
	\$164.12
	\$8.06
	\$78.98

387 East Main St., Suite 140  
Inez, KY 41224  
(606) 298-3885

**Aged Receivables Over 30 Days, Over 60 Days, or Over 90 Days**

**All Divisions**

[REDACTED]	
\$135.83	\$170.27
\$74.03	\$74.03
\$52.80	\$52.80
\$30.03	\$30.03
\$449.15	\$449.15
\$44.95	\$44.95
\$456.94	\$456.94
\$133.21	\$503.04
\$37.50	\$37.50
\$75.12	\$75.12
\$0.00	\$115.21
\$3,828.08	\$3,826.08
\$453.92	\$453.92
\$214.25	\$214.25
\$177.54	\$177.54
\$400.00	\$400.00
\$157.74	\$157.74
\$102.40	\$102.40
\$384.10	\$384.10
\$308.01	\$308.01
\$341.33	\$341.33
\$287.78	\$287.78
\$184.88	\$184.88
\$103.05	\$103.05
\$392.60	\$392.60

**Aged Receivables Over 30 Days, Over 60 Days, or Over 90 Days**

**All Divisions**

	\$714.11
	\$714.11
	\$60.06
	\$60.06
	\$444.91
	\$444.91
	\$82.42
	\$82.42
	\$0.00
	\$178.75
	\$387.75
	\$387.75
	\$0.00
	\$110.79
	\$150.92
	\$150.92
	\$778.57
	\$778.57
	\$951.52
	\$951.52
	\$341.27
	\$341.27
	\$211.37
	\$211.37
	\$528.09
	\$528.09
	\$432.28
	\$432.28
	\$223.05
	\$223.05
	\$430.91
	\$430.91
	\$196.61
	\$196.61
	\$185.33
	\$185.33
	\$202.61
	\$202.61
	\$228.05
	\$228.05
	\$0.00
	\$77.41
	\$204.24
	\$204.24
	\$749.78
	\$749.78
	\$75.12
	\$75.12
	\$285.11
	\$285.11
	\$85.65
	\$85.65

**Aged Receivables Over 30 Days, Over 60 Days, or Over 90 Days**

**All Divisions**

Aged Receivables Over 30 Days, Over 60 Days, or Over 90 Days	
\$89.09	\$89.09
\$133.46	\$133.46
\$88.60	\$88.60
\$77.02	\$77.02
\$28.94	\$28.94
\$66.85	\$66.85
\$152.80	\$152.80
\$384.16	\$384.16
\$35.62	\$35.62
\$553.20	\$553.20
\$687.06	\$687.06
\$210.58	\$210.58
\$934.15	\$934.15
\$90.57	\$90.57
\$515.58	\$515.58
\$280.44	\$280.44
\$370.61	\$370.61
\$523.06	\$523.06
\$97.68	\$97.68
\$63.91	\$63.91
\$258.64	\$258.64
\$337.85	\$337.85
\$330.05	\$330.05
\$499.53	\$499.53



**Aged Receivables Over 30 Days, Over 60 Days, or Over 90 Days**

**All Divisions**

[REDACTED]	
\$831.85	\$831.85
\$572.27	\$572.27
\$537.44	\$537.44
\$359.45	\$359.45
\$128.97	\$128.97
\$269.41	\$269.41
\$105.82	\$105.82
\$352.75	\$352.75
\$438.14	\$438.14
\$293.19	\$293.19
\$561.29	\$561.29
\$90.35	\$90.35
\$45.84	\$45.84
\$204.28	\$204.28
\$310.01	\$310.01
\$98.01	\$98.01
\$30.01	\$30.01
\$105.41	\$105.41
\$622.72	\$622.72
\$90.96	\$90.96
\$90.09	\$90.09
\$379.18	\$379.18
\$145.73	\$145.73
\$208.95	\$208.95
\$185.39	\$185.39

# Martin County Water District

387 East Main St., Suite 140

Inez, KY 41224

(606) 298-3885

## Aged Receivables Over 30 Days, Over 60 Days, or Over 90 Days

## All Divisions

[REDACTED]	
	\$0.73
	\$0.73
	\$220.17
	\$220.17
	\$724.54
	\$724.54
	\$1,684.42
	\$1,684.42
	\$780.11
	\$780.11
	\$109.94
	\$109.94
	\$37.50
	\$37.50
	\$242.68
	\$242.68
	\$288.89
	\$288.89
	\$22.66
	\$22.66
	\$90.64
	\$90.64
	\$128.08
	\$128.08
	\$7.75
	\$7.75
	\$221.53
	\$221.53
	\$435.93
	\$435.93
	\$1,031.89
	\$1,031.89
	\$142.51
	\$142.51
	\$531.45
	\$531.45
	\$142.90
	\$142.90
	\$364.84
	\$364.84
	\$112.11
	\$112.11
	\$350.79
	\$350.79
	\$299.36
	\$299.36
	\$413.00
	\$413.00
	\$192.11
	\$192.11
	\$19.13
	\$19.13

**Aged Receivables Over 30 Days, Over 60 Days, or Over 90 Days**

**All Divisions**



\$15.06	\$15.06
\$738.60	\$738.60
\$440.93	\$440.93
\$284.91	\$284.91
\$173.59	\$173.59
\$261.98	\$261.98
\$135.96	\$135.96
\$473.25	\$473.25
\$133.98	\$133.98
\$113.07	\$113.07
\$169.13	\$169.13
\$143.41	\$143.41
\$302.67	\$302.67
\$101.48	\$101.48
\$294.36	\$294.36
\$15.39	\$15.39
\$53.01	\$53.01
\$781.71	\$781.71
\$287.76	\$287.76
\$357.82	\$357.82
\$257.40	\$257.40
\$30.03	\$30.03
\$37.82	\$37.82
\$242.94	\$242.94
\$786.59	\$786.59
\$212.19	\$212.19

# Martin County Water District

387 East Main St., Suite 140

Inez, KY 41224

(606) 298-3885

## Aged Receivables Over 30 Days, Over 60 Days, or Over 90 Days

## All Divisions

[REDACTED]		
	\$155.00	\$155.00
	\$335.49	\$335.49
	\$178.80	\$178.80
	\$207.24	\$207.24
	\$37.62	\$37.62
	\$67.85	\$67.85
	\$97.68	\$97.68
	\$355.08	\$355.08
	\$60.08	\$60.08
	\$105.60	\$105.60
	\$1,213.89	\$1,213.89
	\$242.78	\$242.78
	\$176.58	\$176.58
	\$15.08	\$15.08
	\$242.55	\$242.55
	\$217.22	\$217.22
	\$181.83	\$181.83
	\$788.48	\$788.48
	\$0.00	\$41.23
	\$123.09	\$123.09
	\$0.00	\$126.63
	\$204.99	\$204.99
	\$272.58	\$272.58
	\$142.92	\$142.92
	\$85.24	\$85.24

**Aged Receivables Over 30 Days, Over 60 Days, or Over 90 Days**

**All Divisions**

	\$90.09	\$90.09
	\$367.38	\$367.38
	\$123.09	\$123.09
	\$143.43	\$143.43
	\$158.40	\$158.40
	\$198.33	\$198.33
	\$166.65	\$166.65
	\$233.75	\$233.75
	\$159.39	\$159.39
	\$211.53	\$211.53
	\$198.99	\$198.99
	\$174.57	\$174.57
	\$599.19	\$599.19
	\$624.34	\$658.98
	\$343.30	\$343.30
	\$136.77	\$136.77
	\$45.21	\$45.21
	\$136.62	\$136.62
	\$90.09	\$90.09
	\$166.98	\$166.98
	\$67.65	\$67.65
	\$97.68	\$97.68
	\$371.39	\$371.39
	\$134.30	\$134.30
	\$163.12	\$163.12

**Aged Receivables Over 30 Days, Over 60 Days, or Over 90 Days**

**All Divisions**

		Aged Receivables	
		Over 30 Days	Over 60 Days
		\$90.09	\$90.09
		\$367.38	\$367.38
		\$123.09	\$123.09
		\$143.43	\$143.43
		\$158.40	\$158.40
		\$188.33	\$188.33
		\$166.65	\$166.65
		\$233.75	\$233.75
		\$159.39	\$159.39
		\$211.53	\$211.53
		\$198.99	\$198.99
		\$174.57	\$174.57
		\$599.19	\$599.19
		\$624.34	\$658.98
		\$343.30	\$343.30
		\$138.77	\$138.77
		\$45.21	\$45.21
		\$136.62	\$136.62
		\$90.09	\$90.09
		\$168.98	\$168.98
		\$67.65	\$67.65
		\$97.68	\$97.68
		\$371.39	\$371.39
		\$134.30	\$134.30
		\$163.12	\$163.12

# Martin County Water District

387 East Main St., Suite 140

Inez, KY 41224

(606) 288-3885

## Aged Receivables Over 30 Days, Over 60 Days, or Over 90 Days

## All Divisions

\$355.95	\$355.95
\$143.79	\$143.79
\$192.11	\$192.11
\$178.38	\$178.38
\$74.49	\$74.49
\$141.89	\$141.89
\$119.12	\$119.12
\$293.69	\$293.69
\$108.28	\$108.28
\$60.06	\$60.06
\$258.51	\$258.51
\$143.88	\$143.88
\$30.03	\$30.03
\$128.44	\$128.44
\$74.12	\$74.12
\$328.76	\$328.76
\$194.81	\$194.81
\$0.42	\$0.42
\$89.30	\$89.30
\$81.92	\$81.92
\$291.95	\$291.95
\$186.89	\$186.89
\$121.54	\$121.54
\$112.07	\$112.07
\$164.45	\$164.45

**Aged Receivables Over 30 Days, Over 60 Days, or Over 90 Days**

**All Divisions**

All Divisions	
	\$89.63
	\$89.63
	\$224.14
	\$224.14
	\$106.35
	\$106.35
	\$142.43
	\$142.43
	\$262.46
	\$262.46
	\$60.06
	\$60.06
	\$0.00
	\$508.63
	\$0.00
	\$85.08
	\$883.69
	\$883.69
	\$194.69
	\$194.69
	\$236.18
	\$236.18
	\$441.83
	\$441.83
	\$95.56
	\$95.56
	\$212.38
	\$212.38
	\$120.12
	\$120.12
	\$52.80
	\$52.80
	\$197.41
	\$197.41
	\$1,203.65
	\$1,203.65
	\$267.96
	\$267.96
	\$32.93
	\$828.44
	\$136.30
	\$136.30
	\$265.71
	\$265.71
	\$407.00
	\$407.00
	\$314.98
	\$351.24
	\$302.58
	\$302.58



**Aged Receivables Over 30 Days, Over 60 Days, or Over 90 Days**

**All Divisions**

[REDACTED]	
\$0.00	\$171.38
\$451.53	\$451.53
\$200.69	\$200.69
\$15.06	\$15.06
\$367.85	\$367.85
\$90.09	\$200.88
\$186.73	\$186.73
\$801.62	\$801.62
\$30.03	\$30.03
\$473.92	\$473.92
\$82.46	\$82.46
\$322.80	\$322.80
\$284.79	\$284.79
\$197.75	\$197.75
\$8.40	\$8.40
\$1,087.72	\$1,087.72
\$381.03	\$381.03
\$80.06	\$80.06
\$263.53	\$263.53
\$151.45	\$151.45
\$438.52	\$438.52
\$986.03	\$986.03
\$113.30	\$113.30
\$489.98	\$489.98
\$233.62	\$233.62

**Aged Receivables Over 30 Days, Over 60 Days, or Over 90 Days**

**All Divisions**

		All Divisions	
		\$629.01	\$629.01
		\$251.79	\$251.79
		\$1.03	\$155.08
		\$62.48	\$62.48
		\$220.10	\$220.10
		\$266.94	\$266.94
		\$75.24	\$75.24
		\$570.88	\$570.88
		\$394.95	\$394.95
		\$145.75	\$145.75
		\$559.86	\$559.86
		\$82.42	\$82.42
		\$286.62	\$286.62
		\$382.05	\$382.05
		\$547.78	\$547.78
		\$119.92	\$119.92
		\$230.25	\$230.25
		\$2,493.94	\$2,493.94
		\$498.35	\$498.35
		\$407.40	\$407.40
		\$248.26	\$248.26
		\$422.29	\$422.29
		\$302.29	\$302.29
		\$627.85	\$627.85
		\$334.08	\$334.08
		\$396.99	\$396.99

**Aged Receivables Over 30 Days, Over 60 Days, or Over 90 Days**

**All Divisions**

	\$375.60	\$375.60
	\$23.37	\$23.37
	\$206.01	\$206.01
	\$262.86	\$262.86
	\$216.35	\$216.35
	\$126.38	\$263.07
	\$192.44	\$192.44
	\$743.07	\$743.07
	\$488.99	\$488.99
	\$458.34	\$458.34
	\$22.66	\$22.66
	\$830.90	\$830.90
	\$693.68	\$693.68
	\$167.69	\$167.69
	\$35.46	\$35.46
	\$55.22	\$55.22
	\$52.35	\$52.35
	\$444.06	\$444.06
	\$791.32	\$791.32
	\$686.20	\$686.20
	\$209.29	\$209.29
	\$363.30	\$363.30
	\$22.66	\$22.66
	\$102.74	\$102.74

**Aged Receivables Over 30 Days, Over 60 Days, or Over 90 Days**

**All Divisions**

**Over 30 Days**      **Over 60 Days**      **Over 90 Days**

\$2.08	\$2.08
\$397.76	\$397.76
\$176.44	\$176.44
\$67.58	\$67.58
\$22.66	\$22.66
\$377.88	\$377.88
\$218.00	\$218.00
\$82.67	\$82.67
\$175.77	\$175.77
\$120.34	\$120.34
\$237.40	\$237.40
\$358.76	\$358.76
\$209.70	\$209.70
\$135.88	\$135.88
\$45.64	\$45.64
\$211.75	\$211.75
\$203.49	\$203.49
\$7.75	\$7.75
\$454.31	\$454.31
\$38.10	\$38.10
\$150.01	\$150.01
\$88.73	\$88.73
\$181.80	\$181.80
\$588.76	\$588.76
\$219.85	\$219.85
\$559.32	\$559.32

**Aged Receivables Over 30 Days, Over 60 Days, or Over 90 Days**

**All Divisions**

Aged Receivables Over 30 Days, Over 60 Days, or Over 90 Days	
	\$82.50
	\$82.50
	\$127.96
	\$127.96
	\$345.38
	\$345.38
	\$179.84
	\$179.84
	\$90.96
	\$90.96
	\$224.23
	\$224.23
	\$217.52
	\$217.52
	\$583.89
	\$583.89
	\$1,208.35
	\$1,208.35
	\$168.74
	\$168.74
	\$143.26
	\$143.26
	\$156.96
	\$156.96
	\$1,332.28
	\$1,332.28
	\$140.50
	\$140.50
	\$55.74
	\$55.74
	\$234.40
	\$234.40
	\$1,258.73
	\$1,258.73
	\$59.70
	\$59.70
	\$225.74
	\$225.74
	\$255.09
	\$255.09
	\$181.60
	\$181.60
	\$208.90
	\$208.90
	\$83.14
	\$83.14
	\$187.44
	\$187.44

**Aged Receivables Over 30 Days, Over 60 Days, or Over 90 Days**

**All Divisions**

[REDACTED]		
	\$37.03	\$37.03
	\$45.28	\$45.28
	\$351.10	\$351.10
	\$173.25	\$173.25
	\$823.06	\$823.06
	\$365.33	\$365.33
	\$174.24	\$174.24
	\$207.08	\$207.08
	\$68.30	\$68.30
	\$285.10	\$285.10
	\$324.18	\$324.18
	\$180.40	\$180.40
	\$30.03	\$30.03
	\$865.00	\$865.00
	\$631.40	\$631.40
	\$925.12	\$925.12
	\$474.54	\$474.54
	\$709.42	\$709.42
	\$1,040.67	\$1,040.67
	\$852.35	\$852.35
	\$30.00	\$30.00
	\$445.73	\$445.73
	\$59.21	\$59.21
	\$547.87	\$547.87
	\$85.53	\$85.53

**WATKINS COUNTY WATER DISTRICT**

387 East Main St., Suite 140

Inez, KY 41224

(606) 298-3885

**Aged Receivables Over 30 Days, Over 60 Days, or Over 90 Days**

**All Divisions**

[REDACTED]	
\$248.01	\$248.01
\$30.03	\$30.03
\$311.30	\$311.30
\$762.26	\$762.26
\$319.94	\$319.94
\$632.36	\$632.36
\$22.66	\$22.66
\$332.85	\$332.85
\$234.96	\$234.96
\$268.68	\$268.68
\$159.80	\$159.80
\$298.30	\$298.30
\$105.61	\$105.61
\$357.30	\$357.30
\$16.16	\$16.16
\$287.25	\$287.25
\$539.49	\$539.49
\$321.09	\$321.09
\$60.06	\$60.06
\$596.38	\$596.38
\$90.96	\$90.96
\$285.07	\$285.07
\$463.32	\$463.32
\$75.24	\$75.24
\$120.12	\$120.12

**Aged Receivables Over 30 Days, Over 60 Days, or Over 90 Days**

**All Divisions**

[REDACTED]	
\$1,172.94	\$1,172.94
\$317.37	\$317.37
\$404.71	\$404.71
\$197.73	\$197.73
\$398.09	\$398.09
\$105.42	\$105.42
\$327.55	\$327.55
\$414.88	\$414.88
\$30.03	\$30.03
\$60.06	\$60.06
\$213.80	\$213.80
\$278.49	\$278.49
\$304.60	\$304.60
\$30.12	\$30.12
\$333.31	\$333.31
\$30.24	\$30.24
\$410.69	\$410.69
\$431.64	\$431.64
\$285.40	\$285.40
\$181.88	\$181.88
\$164.69	\$164.69
\$492.79	\$492.79
\$105.94	\$105.94
\$75.24	\$75.24
\$189.42	\$189.42
\$197.01	\$197.01



387 East Main St., Suite 140  
Inez, KY 41224  
(606) 288-3885

**Aged Receivables Over 30 Days, Over 60 Days, or Over 90 Days**

**All Divisions**

[REDACTED]	
\$166.65	\$166.65
\$448.62	\$458.83
\$0.00	\$118.95
\$190.58	\$190.58
\$85.84	\$85.84
\$179.27	\$179.27
\$184.30	\$184.30
\$87.70	\$87.70
\$220.26	\$220.26
\$0.00	\$225.29
\$204.15	\$204.15
\$181.83	\$181.83
\$209.87	\$209.87
\$209.16	\$277.85
\$184.14	\$184.14
\$562.84	\$562.84
\$199.65	\$199.65
\$135.30	\$135.30
\$166.98	\$166.98
\$311.41	\$311.41
\$151.23	\$151.23
\$1,176.98	\$1,176.98
\$141.88	\$141.88
\$75.45	\$75.45
\$511.20	\$511.20
\$80.08	\$80.08

**Madison County Water District**

387 East Main St., Suite 140

Inez, KY 41224

(606) 298-3685

**Aged Receivables Over 30 Days, Over 60 Days, or Over 90 Days**

**All Divisions**

[REDACTED]	
	\$20.09
	\$134.01
	\$394.30
	\$394.30
	\$82.83
	\$82.83
	\$75.24
	\$75.24
	\$30.03
	\$30.03
	\$135.30
	\$135.30
	\$105.15
	\$105.15
	\$97.68
	\$97.68
	\$80.39
	\$80.39
	\$164.33
	\$164.33
	\$80.06
	\$80.06
	\$0.00
	\$138.22
	\$80.72
	\$80.72
	\$511.93
	\$511.93
	\$128.05
	\$128.05
	\$0.00
	\$327.83
	\$120.78
	\$120.78
	\$30.03
	\$30.03
	\$151.85
	\$680.86
	\$90.98
	\$90.98
	\$701.43
	\$888.73
	\$81.71
	\$81.71
	\$81.71
	\$81.71
	\$345.98
	\$345.98
	\$184.15
	\$184.15
	\$30.03
	\$30.03

**Marion County Water District**

387 East Main St., Suite 140

Inez, KY 41224

(606) 298-3885

**Aged Receivables Over 30 Days, Over 60 Days, or Over 90 Days**

**All Divisions**

Aged Receivables Over 30 Days, Over 60 Days, or Over 90 Days	
\$37.82	\$163.74
\$0.00	\$42.23
\$7.75	\$7.75
\$385.82	\$385.82
\$675.83	\$675.63
\$0.00	\$163.38
\$113.30	\$113.30
\$34.49	\$34.49
\$96.79	\$96.79
\$252.64	\$252.64
\$173.48	\$173.48
\$194.88	\$194.88
\$232.37	\$232.37
\$348.41	\$348.41
\$291.37	\$291.37
\$165.54	\$165.54
\$30.24	\$30.24
\$139.35	\$139.35
\$210.87	\$210.87
\$127.71	\$127.71
\$0.09	\$0.09
\$31.78	\$31.78
\$488.39	\$488.39
\$142.84	\$243.75

**Madison County Water District**

387 East Main St., Suite 140  
Inez, KY 41224  
(606) 298-3885

**Aged Receivables Over 30 Days, Over 60 Days, or Over 90 Days**

**All Divisions**



Totals For All Locations:	2012	\$11,826.23	\$3,908.76	\$0.00	\$539,938.65	\$555,673.64
---------------------------	------	-------------	------------	--------	--------------	--------------