

COMMONWEALTH OF KENTUCKY
BEFORE THE PUBLIC SERVICE COMMISSION

RECEIVED

MAY 04 2015

PUBLIC SERVICE
COMMISSION


In the Matter of:)
)
PROPOSED ADJUSTMENT OF THE)
WHOLESALE WATER SERVICE) Case No. 2014-00392
RATES OF CITY OF DANVILLE)

**Parksville Water District's Response to City of Danville's
Response to Commission Staff's Request for Information
Following Informal Conference held April 7, 2015**

Comes now, Parksville Water District, by counsel, and for its Response to the
City of Danville's Response to Information filed April 20, 2015, submits the following.

This 4th day of May, 2015

Respectfully submitted by:



Jeffrey W. Jones, PLLC, Attorney at Law
1000 E. Lexington Ave. #3
Danville, KY 40422
(859) 608-1195-tel
(859) 712-0411-fax
email: Jeff@JWJLAW.us

Attorney for Parksville Water District.

Parksville Water District

Response to Information filed by City of Danville from Informal Conference on April 7, 2015

Danville's filing includes a map designated as Figure 1. The map divides the Parksville District into two zones: Forkland Zone and Webster Rd/Lebanon Rd Zone. Danville's filing states that the pump station they designate as ASPS (Parksville designates this pump station as KY34) pumps water into storage tanks located beside the Persimmon Knob Pump Station (PKPS) and the Mitchellsburg Knob Pump Station (MKPS). Then water is pumped over the ridges south to feed the Forkland Zone. The customers located within the Webster Rd/Lebanon Rd Zone are fed either by the ASPS, pressure from Danville's tanks, or the storage tanks at PKPS and MKPS when pumps are off.

The information filed by Danville in the above paragraph shows a complete lack of knowledge concerning Parksville's operation and is completely false. In response Parksville states the following:

1. The pump station designated ASPS by Danville is not located on Highway 300 as indicated by Danville's map. Parksville designates this station as KY34 because it is located on Kentucky Highway 34.
2. The Persimmon Knob Tank is located on top of Persimmon Knob, not beside the Persimmon Knob Pump Station.
3. The Mitchellsburg Knob Tank is located on top of Mitchellsburg Knob, not beside the Mitchellsburg Knob Pump Station.
4. The customers in the Webster Rd/Lebanon Rd Zone are not fed by Danville's Tank pressure or by either of the afore mentioned tanks when pumps are off. When pumps are off, the PVT feeds customers in the Webster Rd/Lebanon Rd Zone by gravity flow all the way back to KY34 where check valves prevent back flow into Danville's system due to Parksville's higher pressure. PVT also maintains pressure when pumps are

running and demand is high. Customers in this zone **do not** experience low pressure or run out of water when all pumps are running. The Forkland Zone is fed by gravity flow from PKT and is **not** affected when all pumps are running.

5. Figure 1 shows that Parksville has three pump stations and two tanks. This is not correct. Parksville has four pump stations and four tanks. Pump stations are located on Kentucky Highway 34 (KY34), Persimmon Knob (PKS), Parksville (PVS), and Mitchellsburg Knob (MKS). Tanks are located on Persimmon Knob (PKT), Parksville Knob (PVT), Mitchellsburg Knob (MKT), and Mitchellsburg (MBT).

Parksville is submitting gallon charts for the years 2010 through 2014 showing actual pumping gpm which is significantly lower than the assumed 450 gpm.

Witness: Jerry Feather

Parksville Water District
 Gallons Purchased/Gallons per Hour/Gallons per Minute
 2010

Month	Gallons Purchased	Pump 1 Hours	Pump 2 Hours	Total Run Hours	gph	gpm
Jan	10,684,133	355	375	730	14,636	244
Feb	8,553,604	316	310	626	13,664	228
Mar	8,855,273	347	325	672	13,177	220
Apr	8,454,794	314	320	634	13,336	222
May	9,141,308	331	325	656	13,935	232
Jun	9,116,026	332	323	655	13,918	232
Jul	9,440,358	347	314	661	14,282	238
Aug	9,194,790	315	352	667	13,785	230
Sep	8,490,174	314	307	621	13,672	228
Oct	9,229,796	353	328	681	13,553	226
Nov	8,133,752	312	314	626	12,993	217
Dec	8,176,986	289	313	602	13,583	226
Total Gals	107,470,994		Total Hrs.	7,831		
Pump Hrs	7,831					
gph	13,724					
gpm	229					

Parksville Water District
 Gallons Purchased/Gallons per Hour/Gallons per Minute
 2011

Month	Gallons Purchased	Pump 1 Hours	Pump 2 Hours	Total Run Hours	gph	gpm
Jan	8,269,664	313	294	607	13,624	227
Feb	7,319,928	275	270	545	13,431	224
Mar	8,005,769	290	306	596	13,432	224
Apr	8,098,716	310	313	623	13,000	217
May	8,720,558	311	326	637	13,690	228
Jun	9,026,340	316	333	649	13,908	232
Jul	9,311,927	324	349	673	13,836	231
Aug	9,786,907	189	463	652	15,011	250
Sep	8,640,672	367	236	603	14,329	239
Oct	8,777,855	327	313	640	13,715	229
Nov	8,278,116	299	312	611	13,548	226
Dec	9,105,554	338	314	652	13,966	233
Total Gals	103,342,006		Total Hrs	7,488		
Pump Hrs	7,488					
gph	13,801					
gpm	230					

Parkville Water District
 Gallons Purchased/Gallons per Hour/Gallons per Minute
 2012

Month	Gallons Purchased	Pump 1 Hours	Pump 2 Hours	Total Run Hours	gph	gpm
Jan	9,922,968	345	364	709	13,996	233
Feb	9,074,960	342	313	655	13,855	231
Mar	9,399,817	328	350	678	13,864	231
Apr	9,115,951	329	318	647	14,090	235
May	10,438,041	364	339	703	14,848	247
Jun	10,453,568	325	339	664	15,743	262
Jul	10,876,551	384	363	747	14,560	243
Aug	10,528,923	324	340	664	15,857	264
Sep	8,879,134	311	304	615	14,438	241
Oct	8,918,853	332	321	653	13,658	228
Nov	8,634,538	280	343	623	13,860	231
Dec	9,075,783	341	303	644	14,093	235
Total Gals	115,319,087		Total Hrs.	8,002		
Pump Hrs	8,002					
gph	14,411					
gpm	240					

Parksville Water District
 Gallons Purchased/Gallons per Hour/Gallons per Minute
 2013

Month	Gallons Purchased	Pump 1 Hours	Pump 2 Hours	Total Run Hours	gph	gpm
Jan	9,427,194	322	327	649	14,526	242
Feb	8,627,133	289	308	597	14,451	241
Mar	9,584,124	352	324	676	14,178	236
Apr	8,901,724	304	316	620	14,358	239
May	9,666,479	275	366	641	15,080	251
Jun	9,344,988	307	317	624	14,976	250
Jul	9,339,603	315	332	647	14,435	241
Aug	9,177,885	320	312	632	14,522	242
Sep	8,964,182	306	323	629	14,251	238
Oct	9,296,593	306	339	645	14,413	240
Nov	9,665,880	335	353	688	14,049	234
Dec	10,384,400	386	359	745	13,939	232
Total Gals	112,380,185		Total Hrs.	7,793		
Pump Hrs	7,793					
gph	14,421					
gpm	240					

Parksville Water District
 Gallons Purchased/Gallons per Hour/Gallons per Minute
 2014

Month	Gallons Purchased	Pump 1 Hours	Pump 2 Hours	Total Run Hours	gph	gpm
Jan	6,751,224	250	245	495	13,639	227
Feb	5,292,399	198	185	383	13,818	230
Mar	8,417,992	350	325	675	12,471	208
Apr	10,170,556	119	601	720	14,126	235
May	10,660,197	350	376	726	14,683	245
Jun	9,112,286	335	357	692	13,168	219
Jul	9,155,520	350	357	707	12,950	216
Aug	10,662,710	361	365	726	14,687	245
Sep	9,474,938	295	339	634	14,945	249
Oct	8,881,939	284	257	541	16,418	274
Nov	9,173,607	255	281	536	17,115	285
Dec	9,651,631	270	289	559	17,266	288
Total Gals	107,404,999		Total Hrs.	7,394		
Pump Hrs	7,394					
gph	14,526					
gpm	242					



Customer :

Corporate Equipment Company
 Cincinnati, Ohio 45215
 Pete Anthony
 Phone 1-513-771-6696; ext 122
 Fax 1-513-771-0334

Original Design Conditions

Project :

Quote No. : US-2073-100

Page No : 1

Contact :

Phone :

Fax :

Date : Friday, April 11, 2014

Type: C - End Suction Close Coupled General Purpose

Item : 1

Pump Model: Peerless - C825A

Impeller No.: SeePtlst

Nom. Speed: 3563 RPM, 60 Hz Electric

Fluid: Water

Impeller Dia.: 7.25 inch

Temperature: 60 °F

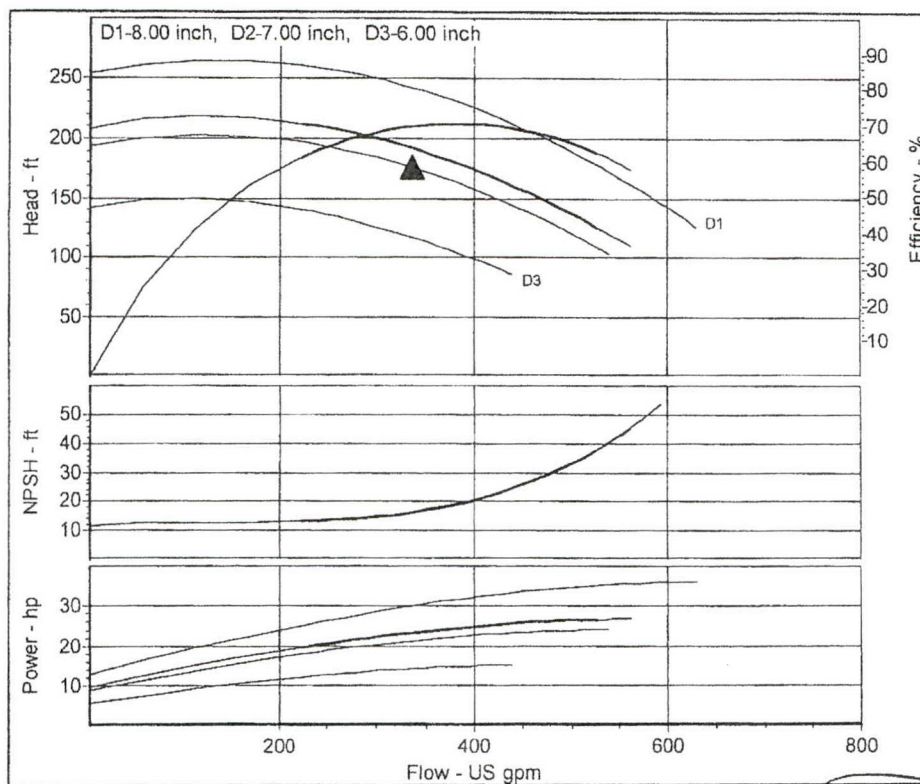
Curve No.: 3115058/

Viscosity: 1.125 cSt

Market : Water

Sp. Gravity: 1.001

Your Ref. :



Duty Flow	335 US gpm
Duty Head	186 ft
Imp. Dia.	7.25 inch
Power Required	23.3 hp
NPSH Required	16.1 ft
Efficiency	69.8 %
Peak Power	26.7 hp
Closed Valve Head	207.9 ft
Tolerance	Hyd Inst- Peerless Std

Comments

Perf. curve represents typical perf, vel. head is incld. Perf. curves tests are performed in accordance with H.I.Stds.

Flow (US gpm)	Head (ft)	Efficiency (%)	Power Required (hp)	NPSH Required (ft)
224.0	211.8	61.4	19.5	13.1
261.8	206.5	65.3	20.9	13.7
299.5	199.6	68.1	22.2	14.7
337.3	191.0	69.9	23.3	16.2
375.1	180.9	70.6	24.3	18.5
412.9	169.3	70.2	25.2	21.7
450.7	156.2	68.9	25.8	25.9
488.5	141.7	66.4	26.4	31.1
526.3	125.7	62.7	26.7	37.7



Water Districts/Associations - Class A & B

Annual Report

OF

Parksville Water District

Parksville, Kentucky

TO THE

PUBLIC SERVICE COMMISSION

OF THE

COMMONWEALTH OF KENTUCKY

FOR THE YEAR ENDED DECEMBER 31, 2014

27800 Parksville Water District 01/01/2014 - 12/31/2014

Plant Statistics (Ref Page: 31)

Give the following information

Number of fire hydrants, by size	22 Hydrants (16-6" & 2-4")
Number of private fire hydrants, by size	
If produced whether water supply is river, impounded streams, well, springs, artificial lake, or collector well	Water is purchased from the City of Danville
If produced whether supply is by gravity, pumping or a combination	
Type, capacity, and elevation of reservoirs at overflow and ground level	Standpipe-96,000 gallons, ground elevation 1,353 ft. Elevated tank 30,000 gallons, ground elevation 1,341 ft. Standpipe-75,000 gallons, ground elevation 1,120 ft. Standpipe-116,000 gallons, ground elevation 1,335 ft. overflow elevation 1,433 ft.
Miles of main by size and kind	Approximately 9 miles of 6:Class 150 Asbestos cement, Approximately 15 miles of 4:Class 150 Asbestos Cement, Approximately 44.6 miles of 3" PVC, 6" PVC 22.7 miles + 61,620 ft. Approximately 1 mile of 2 1/2" PVC, 4" PVC 28.6 miles. Approximately 1.5 miles of 2" PVC. 10" PVC 11,600 ft.
Types of filters: gravity or pressure, number of units and total rated in capacity in gal. per min.	None
Type of disinfectant, number of units and capacity in pounds per 24 hours	None
Station Equipment. List each pump, giving type and capacity, HP of driving unit and character of driving unit (steam/electric/int. combustion) also whether pump is high/ low duty	Ky 34 Pump Station- 2 pumps- centrifugal pump powered by an electric 25 hp motor 335 gpm. Parksville Pump Station- 2 pumps- centrifugal electric 25hp motor 335 gpm. Mitchellsburg Knob Pump Station- 2 pumps- centrifugal 10hp 96 gpm. Persimmon Knob Pump Station- 2 pumps- centrifugal 15 hp 225 gpm.
Quantity of fuel used: coal in lbs., gas in cu.ft., oil in gals., and electric in KWH	375,774
Give description and total cost of any sizable additions or retirements to plant and service outside the normal system of growth for the period covered by this report	N/A
Capacity of clear well	N/A
Peak month, in gallons of water sold	June 2014 8,709,420
Peak day, in gallons of water sold	June 10, 2014 350,000

See accountant's compilation report

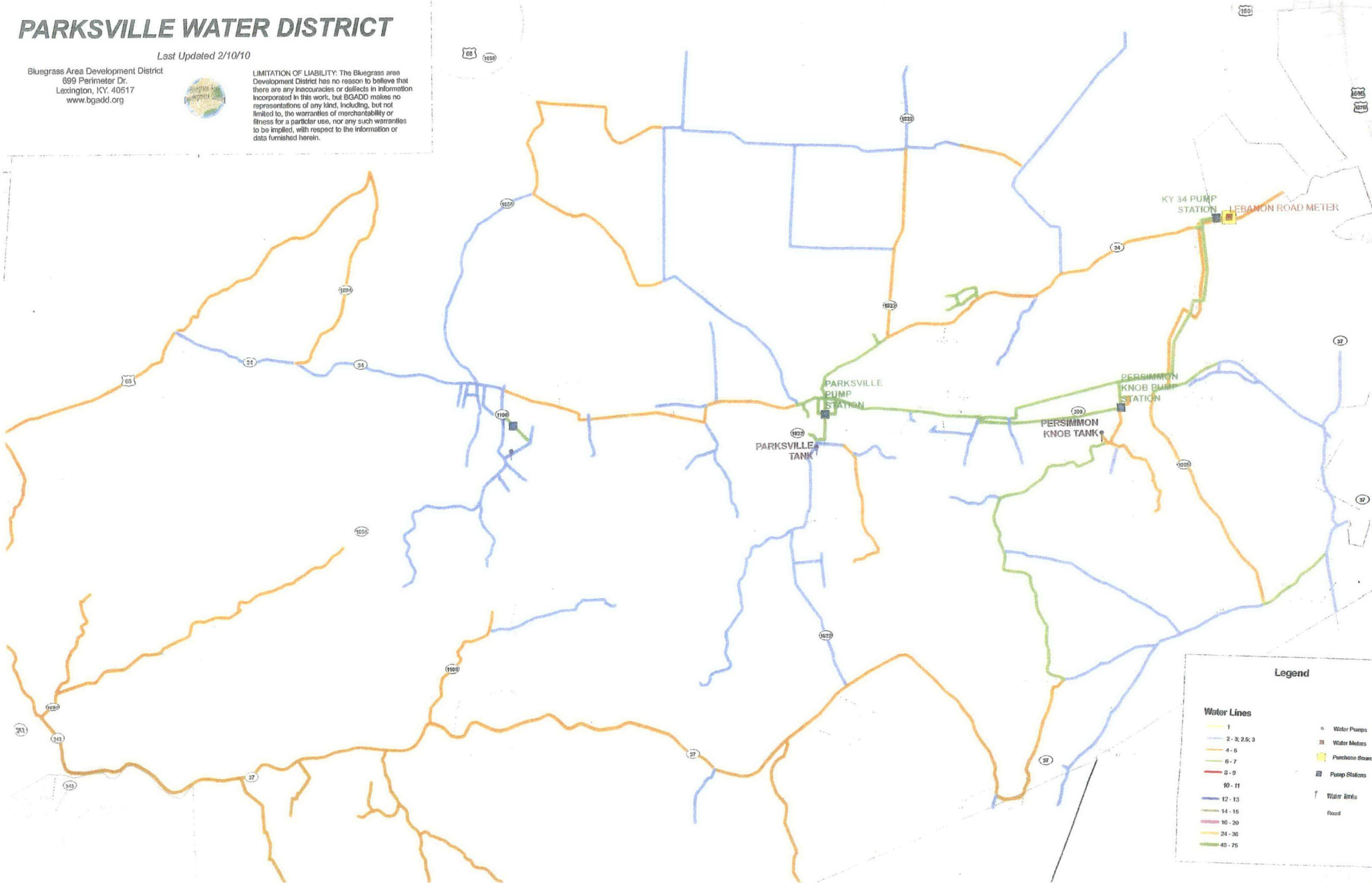
PARKSVILLE WATER DISTRICT

Last Updated 2/10/10

Bluegrass Area Development District
 699 Perimeter Dr.
 Lexington, KY, 40517
 www.bgadd.org



LIMITATION OF LIABILITY: The Bluegrass area Development District has no reason to believe that there are any inaccuracies or defects in information incorporated in this work, but BGADD makes no representations of any kind, including, but not limited to, the warranties of merchantability or fitness for a particular use, nor any such warranties to be implied, with respect to the information or data furnished herein.



Legend

Water Lines	Water Pumps
1	Water Meters
2-3, 25, 3	Purchase Sources
4-5	Pump Stations
6-7	Water Links
8-9	Road
10-11	
12-13	
14-15	
16-20	
21-30	
40-75	

CERTIFICATE OF SERVICE


This is to certify that this 4th day of May, 2015, a copy of the foregoing was served by mailing a true and exact copy to:

M. Todd Osterloh, Esquire
Sturgill, Turner, Barker & Maloney, PLLC
333 West Vine Street
Lexington, KY 40507

Caywood Metcalf, Esquire
Metcalf & Metcalf
214 Stanford Street
Lancaster, KY 40444

Original + ten copies to:

Public Service Commission
211 Sower Blvd.
Frankfort, KY 40602



Jeffrey W. Jones, PLLC, Attorney at Law
1000 E. Lexington Ave. #3
Danville, KY 40422
(859) 608-1195-tel
(859) 712-0411-fax
email: Jeff@JWJLAW.us

Attorney for Parksville Water District.