

DORSEY, GRAY, NORMENT & HOPGOOD

ATTORNEYS-AT-LAW

318 SECOND STREET

HENDERSON, KENTUCKY 42420

JOHN DORSEY (1920-1986)  
STEPHEN D. GRAY  
WILLIAM B. NORMENT, JR.  
J. CHRISTOPHER HOPGOOD  
S. MADISON GRAY

TELEPHONE  
(270) 826-3965  
TELEFAX  
(270) 826-6672  
www.dkgnlaw.com

RECEIVED

APR 30 2014

April 29, 2014

PUBLIC SERVICE  
COMMISSION

FEDEX

Mr. Jeff DeRouen  
Executive Director  
Public Service Commission of Kentucky  
211 Sower Boulevard  
Frankfort, Kentucky 40601

Re: Henderson County Water District (HCWD)  
Case No. 2014 - 111


Dear Mr. DeRouen

Enclosed is HCWD's motion to extend time to respond and response to Staff's initial request for information.

Very truly yours,

DORSEY, GRAY, NORMENT & HOPGOOD

By



J. Christopher Hopgood

JCH/cds  
Encls.

RECEIVED

COMMONWEALTH OF KENTUCKY  
BEFORE THE PUBLIC SERVICE COMMISSION

APR 30 2014

PUBLIC SERVICE  
COMMISSION

IN THE MATTER OF:


PURCHASED WATER ADJUSTMENT FILING )  
OF HENDERSON COUNTY WATER DISTRICT )      CASE NO. 2014-00111

MOTION TO EXTEND TIME TO RESPOND TO  
DATA REQUESTS

HENDERSON COUNTY WATER DISTRICT, by counsel, moves the Commission to extend the due date for responses to data requests to April 30, 2014, the date on which the data request responses are being submitted. The delay was due to miscommunication between counsel and his client.

DORSEY, GRAY, NORMENT & HOPGOOD  
318 Second Street  
Henderson, KY 42420  
Telephone (270) 826-3965  
Telefax (270) 8276-6672  
Attorney for HENDERSON COUNTY  
WATER DISTRICT

By



J. Christopher Hopgood  
chopgood@dkgnlaw.com

COMMONWEALTH OF KENTUCKY  
BEFORE THE PUBLIC SERVICE COMMISSION

RECEIVED

APR 30 2014

PUBLIC SERVICE  
COMMISSION

IN THE MATTER OF:

PURCHASED WATER ADJUSTMENT FILING )  
OF HENDERSON COUNTY WATER DISTRICT )      CASE NO. 2014-00111

**RESPONSE TO COMMISSION STAFF'S INITIAL  
REQUEST FOR INFORMATION**

Comes, PETE CONRAD, Superintendent of HENDERSON COUNTY  
WATER DISTRICT ("HCWD), submits the following in response to Commission  
Staff's initial request for information:

1. Provide the number of gallons of water purchased from the City of  
Henderson's two water utilities (north and south) for the 12-month period ended  
December 31, 2012.

**RESPONSE:**      North – 520,176,000 gallons

South – 27,389,100 gallons

2. Provide the number of gallons of water sold to HCWD's customers for  
the 12-month period ended December 31, 2012.

**RESPONSE:**

436,055,708 gallons

3. Provide the number of gallons of water sold to HCWD customers for each month of 2013.

**RESPONSE:**

**See attached Exhibit A.**


4. Refer to the Application in Case No. 2014-00111. Provide all calculations, work papers, and state all assumptions used to determine the proposed \$0.182725 purchased water adjustment factor.

**RESPONSE:**

**The amount shown on the Purchased Water Adjustment Form 1, being .18725 is for the minimum bill of 2,000 gallons. For each one thousand gallons thereafter, the amount is one-half of that, or .0913628. See attached Exhibit B for Pete Conrad's handwritten calculations. Also, see attached corrected tariff sheets.**

**DORSEY, GRAY, NORMENT & HOPGOOD  
318 Second Street  
Henderson, KY 42420  
Telephone (270) 826-3965  
Telefax (270) 8276-6672  
Attorney for HENDERSON COUNTY  
WATER DISTRICT**


By \_\_\_\_\_

  
**J. Christopher Hopgood  
chopgood@dkgnlaw.com**

STATE OF KENTUCKY

COUNTY OF HENDERSON


I, PETE CONRAD, Superintendent of HENDERSON COUNTY WATER DISTRICT, hereby verify that the foregoing responses contain true and correct information to best of my information and belief.




PETE CONRAD

The foregoing was signed, acknowledged and sworn to before me by PETE CONRAD this 29<sup>th</sup> day of April, 2014.

My commission expires 5-3-2014

  
Notary Public, State of Kentucky at Large


(seal)



month Consumption 2011	month Purchased	910 Sold	900 Purchased	Difference
Jan.	Dec.	32,237,481.00	42,233,350.00	9,995,869.00
Feb.	Jan.	30,025,778.00	41,044,470.00	11,018,692.00
March	Feb.	27,963,220.00	36,897,230.00	8,934,010.00
April	March	29,929,811.00	37,436,460.00	7,506,649.00
May	April	26,202,614.00	35,542,720.00	9,340,106.00
June	May	37,934,356.00	42,271,900.00	4,337,544.00
July	June	36,069,170.00	44,271,000.00	8,201,830.00
Aug	July	34,578,487.00	44,924,700.00	10,346,213.00
Sept	Aug	39,754,022.00	47,488,700.00	7,734,678.00
Oct	Sept	30,844,873.00	40,629,000.00	9,784,127.00
Nov	Oct	30,051,864.00	42,627,500.00	12,575,636.00
Dec	Nov	28,767,836.00	38,476,100.00	9,708,264.00
	Total	384,359,512.00	493,843,130.00	109,483,618.00

month consumption 2012	Month purchased	910 Sold	900 Purchased	difference
Jan.	Dec.	29,083,675.00	39,870,100.00	10,786,425.00
Feb.	Jan.	27,808,286.00	39,604,400.00	11,796,114.00
March	Feb.	28,874,148.00	35,887,000.00	7,012,852.00
April	March	30,824,323.00	46,076,200.00	15,251,877.00
May	April	60,981,091.00	51,067,200.00	(9,913,891.00)
June	May	46,567,016.00	58,730,200.00	12,163,184.00
July	June	48,385,991.00	52,171,500.00	3,785,509.00
Aug	July	38,804,149.00	54,115,800.00	15,311,651.00
Sept	Aug	41,482,964.00	43,818,300.00	2,335,336.00
Oct	Sept	25,978,219.00	40,671,000.00	14,692,781.00
Nov	Oct	28,385,839.00	38,675,300.00	10,289,461.00
Dec	Nov	28,880,007.00	37,827,800.00	8,947,793.00
	Totals	436,055,708.00	538,514,800.00	102,459,092.00

month consumption 2013	Month purchased	910 Sold	900 Purchased	difference
Jan.	Dec.	28,860,710	38,920,400	10,059,690
Feb.	Jan.	25,898,881	41,259,800	15,360,919
March	Feb.	24,317,477	36,017,600	11,700,123
April	March	26,108,318	35,158,700	9,050,382
May	April	27,057,926	33,532,700	6,474,774
June	May	36,122,185	53,878,200	17,756,015
July	June	32,836,979	41,215,600	8,378,621
Aug	July	30,611,946	43,289,800	12,677,854
Sept	Aug	34,752,097	42,377,500	7,625,403
Oct	Sept	25,319,531	38,924,100	13,604,569
Nov	Oct	29,314,966	36,053,100	6,738,134
Dec	Nov	25,835,050	35,822,580	9,987,530
	Totals	347,036,066	476,450,080	129,414,014





FOR Henderson & Webster Counties

PSC KY NO. \_\_\_\_\_

SHEET NO. \_\_\_\_\_

CANCELLING PSC KY NO. \_\_\_\_\_

SHEET NO. \_\_\_\_\_

Henderson County Water District  
(NAME OF UTILITY)

5/8-Inch x 3/4 -Inch Meter

First	2,000 gallons	\$17.56 Minimum bill
Next	8,000 gallons	6.22 per 1,000 gallons
Next	20,000 gallons	5.72 per 1,000 gallons
Over	30,000 gallons	5.22 per 1,000 gallons

1-Inch Meter

First	5,000 gallons	\$36.22 Minimum bill
Next	5,000 gallons	6.22 per 1,000 gallons
Next	20,000 gallons	5.72 per 1,000 gallons
Over	30,000 gallons	5.22 per 1,000 gallons

2-Inch Meter

First	16,000 gallons	\$101.64 Minimum bill
Next	14,000 gallons	5.72 per 1,000 gallons
Over	30,000 gallons	5.22 per 1,000 gallons

3-Inch Meter

First	30,000 gallons	\$181.72 Minimum bill
Over	30,000 gallons	5.31 per 1,000 gallons

4-Inch Meter

First	50,000 gallons	\$286.12 Minimum bill
Over	50,000 gallons	5.31 per 1,000 gallons

6-Inch Meter

First	100,000 gallons	\$547.12 Minimum bill
Over	100,000 gallons	5.31 per 1,000 gallons

DATE OF ISSUE \_\_\_\_\_

MONTH / DATE / YEAR

DATE EFFECTIVE \_\_\_\_\_

MONTH / DATE / YEAR

ISSUED BY \_\_\_\_\_

SIGNATURE OF OFFICER

TITLE Superintendent

BY AUTHORITY OF ORDER OF THE PUBLIC SERVICE COMMISSION

IN CASE NO. \_\_\_\_\_ DATED \_\_\_\_\_



FOR Henderson & Webster Counties

PSC KY NO. \_\_\_\_\_

SHEET NO. \_\_\_\_\_

Henderson County Water District  
(NAME OF UTILITY)

CANCELLING PSC KY NO. \_\_\_\_\_

SHEET NO. \_\_\_\_\_

Volunteer Fire Department (Metered Services)                      \$17.56                      per month

The monthly charge for water usage of the respective minimum water rates set out above shall be computed in increments of 10 gallons. Accordingly, a customer having a 5/8 inch meter who consumes at least 2,010 gallons of water and not more than 2,019 gallons of water in any month shall pay the amount of \$17.48 for the month (\$17.42 plus \$0.06). A customer having a 5/8 inch meter who consumes at least 2,020 and not more than 2,029 gallons of water in any month shall pay the amount of \$17.54 for that month (\$17.42 plus \$0.12).

THE BASE RATE FOR PURCHASED WATER SHALL BE:

<u>Supplier</u>	<u>Rate</u>
Henderson Water Utilities (North) PWSID #0510188	\$2.2726 per 1,000 Gallons
Henderson Water Utilities (South) PWSID #0510510	\$2.9142 per 1,000 Gallons

DATE OF ISSUE \_\_\_\_\_  
MONTH / DATE / YEAR

DATE EFFECTIVE \_\_\_\_\_  
MONTH / DATE / YEAR

ISSUED BY \_\_\_\_\_  
SIGNATURE OF OFFICER

TITLE \_\_\_\_\_ Superintendent

BY AUTHORITY OF ORDER OF THE PUBLIC SERVICE COMMISSION  
IN CASE NO. \_\_\_\_\_ DATED \_\_\_\_\_