

**RICHARDSON GARDNER & ALEXANDER**

ATTORNEYS-AT-LAW  
117 EAST WASHINGTON STREET  
GLASGOW, KENTUCKY 42141-2696  
writer's e-mail: wlg@rgba-law.com

BOBBY H. RICHARDSON  
WOODFORD L. GARDNER, JR.  
T. RICHARD ALEXANDER II

(270) 651-8884  
(270) 651-2116  
FAX (270) 651-3662

October 21, 2014

Mr. Jeff Derouen  
Kentucky Public Service Commission  
211 Sower Boulevard  
Frankfort, Kentucky 40601

**Re: Case No. 2014-00051**

RECEIVED

OCT 22 2014

PUBLIC SERVICE  
COMMISSION

Dear Mr. Derouen:


Enclosed for filing is the original and six (6) copies of the response to Commission Staff's Fourth Request for Information, regarding the Examination of the Environmental Surcharge Mechanism of East Kentucky Power Cooperative, Inc. and the Pass Through Mechanism for its Sixteen Member Distribution Cooperative.

The applicant, Farmers Rural Electric Cooperative Corporation ("Farmers"), makes the following response as follows:

1. The witness who is prepared to answer questions concerning the request is William T. Prather.
2. William T. Prather, President & CEO of Farmers, is the person supervising the preparation of the responses on behalf of the applicant.
3. The responses and exhibit are attached hereto and incorporated by referenced herein.

Thank you for your assistance.

Very truly yours,



Woodford L. Gardner, Jr.  
Attorney for Applicant

Enclosures

COMMONWEALTH OF KENTUCKY  
BEFORE THE PUBLIC SERVICE COMMISSION

RECEIVED

OCT 22 2014

PUBLIC SERVICE  
COMMISSION


In The Matter Of:

AN EXAMINATION BY THE PUBLIC SERVICE COMMISSION )  
OF THE ENVIRONMENTAL SURCHARGE MECHANISM OF )  
EAST KENTUCKY POWER COOPERATIVE, INC. FOR THE )  
SIX-MONTH BILLING PERIOD ENDING DECEMBER 31, 2013 )  
AND THE PASS THROUGH MECHANISM FOR ITS )  
SIXTEEN MEMBER DISTRIBUTION COOPERATIVES )

CASE NO.  
2014-00051


CERTIFICATE

William T. Prather, being duly sworn, states that he has supervised the preparation of the response of Farmers Rural Electric Cooperative Corporation to the Public Service Commission Staff's Fourth Request for Information in regards to East Kentucky Power Cooperative, Inc.'s Sixteen Member Distribution Cooperatives in the above-referenced case, and that the matters and things set forth therein are true and accurate to the best of his knowledge, information and belief, formed after reasonable inquiry.


  
\_\_\_\_\_

COMMONWEALTH OF KENTUCKY )  
)  
COUNTY OF BARREN )

Subscribed and sworn to before me by William T. Prather, President & CEO of Farmers Rural Electric Cooperative Corporation this 20 day of October, 2014.

  
Notary Public  
ID: 446566

My Commission Expires: 7-30-2015



**FARMERS RURAL ELECTRIC COOPERATIVE CORPORATION**  
**PSC CASE NO. 2014-00051**  
**RESPONSE TO COMMISSION STAFF'S FOURTH REQUEST FOR INFORMATION**

**Request 1.**

This question is addressed to each of the 16 member distribution cooperatives. Confirm that the requested amortization period for the over- or under-recovery amounts determined in the response to the September 4, 2014 informal conference information request is six months.

**Response 1.**

The requested amortization period for the (over)/under recovery amounts is six months.

*Witness: William T. Prather*

**FARMERS RURAL ELECTRIC COOPERATIVE CORPORATION**  
**PSC CASE NO. 2014-00051**  
**RESPONSE TO COMMISSION STAFF'S FOURTH REQUEST FOR INFORMATION**

**Request 2.**

This question is addressed to each of the 16 member distribution cooperatives except for Grayson Rural Electric Cooperative Corporation and South Kentucky Rural Electric Cooperative Corporation ("South Kentucky"). Based on the average residential usage amount determined in your response to Item 6 of Commission Staff's First Request for Information, provide the dollar impact the over- or under-recovery amount determined in your response to the September 4, 2014 informal conference information request will have on the average residential customer's monthly bill for the requested amortization period. Provide all supporting calculations.

**Response 2.**

Please refer to Exhibit A.

*Witness: William T. Prather*

**Farmers Rural Electric Cooperative Corporation**  
**Case No. 2014-00051**

<b>Actual Average Bill</b>
----------------------------

30 Day Monthly Usage	1,107 kwh
Energy	\$ 94.29
Customer Charge	9.35
Fuel @ (\$0.000910)	(1.01)
Environmental Surcharge @ 14.68%	15.07 *
Local School Tax @ 3.0%	3.53
<b>Total Bill Amount</b>	<b>\$ 121.23</b>

*\* See Exhibit A, Page 3 of 4*

<b>Recovery Period of Six Months</b>
--------------------------------------

30 Day Monthly Usage	1,107 kwh
Energy	\$ 94.29
Customer Charge	9.35
Fuel @ (\$0.000910)	(1.01)
Environmental Surcharge @ 15.23%	15.63 **
Local School Tax @ 3.0%	3.55
<b>Total Bill Amount</b>	<b>\$ 121.81</b>

*\*\* See Exhibit A, Page 4 of 4*

**Notes:**

- Fuel is calculated on kwh amount.
- Environmental Surcharge is calculated on energy, customer charge and fuel.
- School Tax is calculated on all charges.

**Farmers RECC - Calculation of (Over)/Under**

Mo/Yr	EKPC Invoice Month recorded Member's Books	Amortization of Previous (Over)/Under Recoveries		Net EKPC Invoice and Amortization of Previous (Over)/Under Recoveries	Billed to Retail Consumer & recorded on Member's Books	Monthly (Over) or Under	Cumulative (Over) or Under
		CN 2012-00486	CN 2013-00140				
		(1)	(2)				
Jul-13	\$ 466,162			\$ 466,162	\$ 491,870	\$ (25,708)	\$ (25,708)
Aug-13	\$ 432,240			\$ 432,240	\$ 487,937	\$ (55,697)	\$ (81,405)
Sep-13	\$ 369,778	\$ 145,226		\$ 515,004	\$ 557,291	\$ (42,287)	\$ (123,692)
Oct-13	\$ 329,614	\$ 145,226	\$ 14,745	\$ 489,585	\$ 490,337	\$ (752)	\$ (124,443)
Nov-13	\$ 441,498	\$ 145,226	\$ 14,745	\$ 601,469	\$ 504,930	\$ 96,539	\$ (27,904)
Dec-13	\$ 541,894	\$ 145,226	\$ 14,745	\$ 701,865	\$ 653,714	\$ 48,151	\$ 20,247
Jan-14	\$ 570,498	\$ 145,226	\$ 14,745	\$ 730,469	\$ 789,556	\$ (59,087)	\$ (38,841)
Feb-14	\$ 355,351	\$ 145,226	\$ 14,745	\$ 515,322	\$ 780,558	\$ (265,236)	\$ (304,076)

Cumulative 6-months (Over)/Under Recovery	\$ 20,247
---	-----------

Monthly Recovery (per month for six months)	\$ 3,374.45
---	-------------

East Kentucky Power Cooperative, Inc. - Distribution Cooperatives  
 Pass Through Mechanism Report for Farmers RECC

For the Month Ending February 2014

	(1)	(2)	(3)	(4)	(5)	(6)	(7)	(8)	(9)	(10)	(11)	(12)	(13)	(14)	(15)
Surcharge Factor Expense Month	EKPC CESF %	EKPC BESF %	EKPC MESF %	EKPC Monthly Revenues from Sales to Farmers	On-peak Revenue Adjustment	EKPC Net Monthly Sales to Farmers	EKPC 12-months Ended Average Monthly Revenue from Sales to Farmers	Farmers Revenue Requirement	Amortization of (Over)/Under Recovery	Farmers Net Revenue Requirement	Farmers Total Monthly Retail Revenues	On-Peak Retail Revenue Adjustment	Farmers Net Monthly Retail Revenues	12-months ended Avg. Retail Revenues, Net	Farmers Pass Through Mechanism Factor
			Col. (1) - Col. (2)			Col. (4) - Col. (5)		Col (3) x Col (7)		Col (8) + Col (9)			Col. (11) - Col. (12)		Col (10) / Col (14)
Sep-11	12.01%	0.00%	12.01%	\$ 2,327,029		\$ 2,327,029	\$ 2,596,484	\$ 311,838	\$ (30,804)	\$ 281,034	\$ 2,894,220		\$ 2,894,220	\$ 3,604,027	7.79%
Oct-11	14.85%	0.00%	14.85%	\$ 2,126,204		\$ 2,126,204	\$ 2,626,376	\$ 390,017	\$ (30,804)	\$ 359,213	\$ 3,193,574		\$ 3,193,574	\$ 3,612,083	9.97%
Nov-11	15.11%	0.00%	15.11%	\$ 2,431,137		\$ 2,431,137	\$ 2,659,391	\$ 401,834	\$ (30,804)	\$ 371,030	\$ 3,740,379		\$ 3,740,379	\$ 3,625,030	10.27%
Dec-11	14.21%	0.00%	14.21%	\$ 2,813,245		\$ 2,813,245	\$ 2,618,360	\$ 372,069	\$ (30,804)	\$ 341,265	\$ 4,150,036		\$ 4,150,036	\$ 3,603,123	9.41%
Jan-12	12.09%	0.00%	12.09%	\$ 3,030,904		\$ 3,030,904	\$ 2,578,406	\$ 311,729	\$ -	\$ 311,729	\$ 4,108,627		\$ 4,108,627	\$ 3,553,768	8.65%
Feb-12	10.78%	0.00%	10.78%	\$ 2,697,925		\$ 2,697,925	\$ 2,560,389	\$ 276,010	\$ -	\$ 276,010	\$ 3,575,840		\$ 3,575,840	\$ 3,521,771	7.77%
Mar-12	12.92%	0.00%	12.92%	\$ 2,199,686		\$ 2,199,686	\$ 2,546,831	\$ 329,051	\$ -	\$ 329,051	\$ 2,945,369		\$ 2,945,369	\$ 3,496,512	9.34%
Apr-12	14.94%	0.00%	14.94%	\$ 1,939,493		\$ 1,939,493	\$ 2,538,522	\$ 379,255	\$ -	\$ 379,255	\$ 2,968,246		\$ 2,968,246	\$ 3,514,864	10.85%
May-12	16.90%	0.00%	16.90%	\$ 2,381,701		\$ 2,381,701	\$ 2,556,177	\$ 431,994	\$ -	\$ 431,994	\$ 3,359,278		\$ 3,359,278	\$ 3,534,136	12.29%
Jun-12	15.55%	0.00%	15.55%	\$ 2,658,075		\$ 2,658,075	\$ 2,554,557	\$ 397,234	\$ -	\$ 397,234	\$ 3,970,742		\$ 3,970,742	\$ 3,593,348	11.24%
Jul-12	14.51%	0.00%	14.51%	\$ 3,080,477		\$ 3,080,477	\$ 2,554,603	\$ 370,673	\$ -	\$ 370,673	\$ 4,096,807		\$ 4,096,807	\$ 3,574,495	10.32%
Aug-12	14.13%	0.00%	14.13%	\$ 2,699,968		\$ 2,699,968	\$ 2,532,154	\$ 357,793	\$ -	\$ 357,793	\$ 3,548,260		\$ 3,548,260	\$ 3,545,948	10.01%
Sep-12	16.23%	0.00%	16.23%	\$ 2,279,035		\$ 2,279,035	\$ 2,528,154	\$ 410,319	\$ -	\$ 410,319	\$ 2,843,720		\$ 2,843,720	\$ 3,541,740	11.57%
Oct-12	17.57%	0.00%	17.57%	\$ 2,132,758		\$ 2,132,758	\$ 2,528,700	\$ 444,293	\$ -	\$ 444,293	\$ 3,342,760		\$ 3,342,760	\$ 3,554,172	12.54%
Nov-12	18.23%	0.00%	18.23%	\$ 2,615,595		\$ 2,615,595	\$ 2,544,072	\$ 463,784	\$ -	\$ 463,784	\$ 3,543,393		\$ 3,543,393	\$ 3,537,756	13.05%
Dec-12	14.61%	0.00%	14.61%	\$ 2,854,676		\$ 2,854,676	\$ 2,547,524	\$ 372,193	\$ -	\$ 372,193	\$ 4,302,313		\$ 4,302,313	\$ 3,550,446	10.52%
Jan-13	13.49%	0.00%	13.49%	\$ 3,119,470		\$ 3,119,470	\$ 2,554,905	\$ 344,657	\$ -	\$ 344,657	\$ 4,555,242		\$ 4,555,242	\$ 3,587,664	9.71%
Feb-13	12.61%	0.00%	12.61%	\$ 2,861,265		\$ 2,861,265	\$ 2,568,517	\$ 323,890	\$ -	\$ 323,890	\$ 4,026,058		\$ 4,026,058	\$ 3,625,182	9.03%
Mar-13	14.37%	0.00%	14.37%	\$ 2,893,886		\$ 2,893,886	\$ 2,626,367	\$ 377,409	\$ -	\$ 377,409	\$ 3,537,316		\$ 3,537,316	\$ 3,674,511	10.41%
Apr-13	14.27%	0.00%	14.27%	\$ 2,227,407		\$ 2,227,407	\$ 2,650,359	\$ 378,206	\$ -	\$ 378,206	\$ 3,032,999		\$ 3,032,999	\$ 3,679,907	10.29%
May-13	17.97%	0.00%	17.97%	\$ 2,285,310		\$ 2,285,310	\$ 2,642,327	\$ 474,826	\$ -	\$ 474,826	\$ 3,361,849		\$ 3,361,849	\$ 3,680,122	12.90%
Jun-13	17.09%	0.00%	17.09%	\$ 2,796,113		\$ 2,796,113	\$ 2,653,830	\$ 453,540	\$ -	\$ 453,540	\$ 3,812,526		\$ 3,812,526	\$ 3,666,937	12.32%
Jul-13	15.77%	0.00%	15.77%	\$ 2,727,699		\$ 2,727,699	\$ 2,624,432	\$ 413,873	\$ 145,226	\$ 559,099	\$ 3,960,409		\$ 3,960,409	\$ 3,655,570	15.25%
Aug-13	15.49%	0.00%	15.49%	\$ 2,740,899		\$ 2,740,899	\$ 2,627,843	\$ 407,053	\$ 159,971	\$ 567,024	\$ 3,654,248		\$ 3,654,248	\$ 3,664,403	15.51%
Sep-13	14.93%	0.00%	14.93%	\$ 2,387,197		\$ 2,387,197	\$ 2,636,856	\$ 393,683	\$ 159,971	\$ 553,654	\$ 3,160,830		\$ 3,160,830	\$ 3,690,828.61	15.11%
Oct-13	16.69%	0.00%	16.69%	\$ 2,207,728		\$ 2,207,728	\$ 2,643,104	\$ 441,134	\$ 159,971	\$ 601,105	\$ 3,341,727		\$ 3,341,727	\$ 3,690,743	16.29%
Nov-13	17.43%	0.00%	17.43%	\$ 2,645,278		\$ 2,645,278	\$ 2,645,577	\$ 461,124	\$ 159,971	\$ 621,095	\$ 4,012,992		\$ 4,012,992	\$ 3,729,875.80	16.83%
Dec-13	14.54%	0.00%	14.54%	\$ 3,108,968		\$ 3,108,968	\$ 2,666,768	\$ 387,748	\$ 159,971	\$ 547,719	\$ 4,690,507		\$ 4,690,507	\$ 3,762,225	14.68%
Jan-14	10.92%	0.00%	10.92%	\$ 3,923,632		\$ 3,923,632	\$ 2,733,782	\$ 298,529	\$ 14,745	\$ 313,274	\$ 5,317,160		\$ 5,317,160	\$ 3,825,718	8.33%
Feb-14	5.44%	0.00%	5.44%	\$ 3,254,143		\$ 3,254,143	\$ 2,766,522	\$ 150,499	\$ -	\$ 150,499					3.93%

East Kentucky Power Cooperative, Inc. - Distribution Cooperatives  
 Pass Through Mechanism Report for Farmers RECC

For the Month Ending February 2014

	(1)	(2)	(3)	(4)	(5)	(6)	(7)	(8)	(9)	(10)	(11)	(12)	(13)	(14)	(15)
Surcharge Factor Expense Month	EKPC CESF %	EKPC BESF %	EKPC MESF %	EKPC Monthly Revenues from Sales to Farmers	On-peak Revenue Adjustment	EKPC Net Monthly Sales to Farmers	EKPC 12-months Ended Average Monthly Revenue from Sales to Farmers	Farmers Revenue Requirement	Amortization of (Over)/Under Recovery	Farmers Net Revenue Requirement	Farmers Total Monthly Retail Revenues	On-Peak Retail Revenue Adjustment	Farmers Net Monthly Retail Revenues	12-months ended Avg. Retail Revenues, Net	Farmers Pass Through Mechanism Factor
			Col (1) - Col (2)			Col (4) - Col (5)		Col (3) x Col (7)		Col (8) + Col (9)			Col (11) - Col (12)		Col (10) / Col (14)
Sep-11	12.01%	0.00%	12.01%	\$ 2,327,029		\$ 2,327,029	\$ 2,596,484	\$ 311,838	\$ (30,804)	\$ 281,034	\$ 2,894,220		\$ 2,894,220	\$ 3,604,027	7.79%
Oct-11	14.85%	0.00%	14.85%	\$ 2,126,204		\$ 2,126,204	\$ 2,626,376	\$ 390,017	\$ (30,804)	\$ 359,213	\$ 3,193,574		\$ 3,193,574	\$ 3,612,083	9.97%
Nov-11	15.11%	0.00%	15.11%	\$ 2,431,137		\$ 2,431,137	\$ 2,659,391	\$ 401,834	\$ (30,804)	\$ 371,030	\$ 3,740,379		\$ 3,740,379	\$ 3,625,030	10.27%
Dec-11	14.21%	0.00%	14.21%	\$ 2,813,245		\$ 2,813,245	\$ 2,618,360	\$ 372,069	\$ (30,804)	\$ 341,265	\$ 4,150,036		\$ 4,150,036	\$ 3,603,123	9.41%
Jan-12	12.09%	0.00%	12.09%	\$ 3,030,904		\$ 3,030,904	\$ 2,578,406	\$ 311,729	\$ -	\$ 311,729	\$ 4,108,627		\$ 4,108,627	\$ 3,553,768	8.65%
Feb-12	10.78%	0.00%	10.78%	\$ 2,697,925		\$ 2,697,925	\$ 2,560,389	\$ 276,010	\$ -	\$ 276,010	\$ 3,575,840		\$ 3,575,840	\$ 3,521,771	7.77%
Mar-12	12.92%	0.00%	12.92%	\$ 2,199,686		\$ 2,199,686	\$ 2,546,831	\$ 329,051	\$ -	\$ 329,051	\$ 2,945,369		\$ 2,945,369	\$ 3,496,512	9.34%
Apr-12	14.94%	0.00%	14.94%	\$ 1,939,493		\$ 1,939,493	\$ 2,538,522	\$ 379,255	\$ -	\$ 379,255	\$ 2,968,246		\$ 2,968,246	\$ 3,514,864	10.85%
May-12	16.90%	0.00%	16.90%	\$ 2,381,701		\$ 2,381,701	\$ 2,556,177	\$ 431,994	\$ -	\$ 431,994	\$ 3,359,278		\$ 3,359,278	\$ 3,534,136	12.29%
Jun-12	15.55%	0.00%	15.55%	\$ 2,658,075		\$ 2,658,075	\$ 2,554,557	\$ 397,234	\$ -	\$ 397,234	\$ 3,970,742		\$ 3,970,742	\$ 3,593,348	11.24%
Jul-12	14.51%	0.00%	14.51%	\$ 3,080,477		\$ 3,080,477	\$ 2,554,603	\$ 370,673	\$ -	\$ 370,673	\$ 4,096,807		\$ 4,096,807	\$ 3,574,495	10.32%
Aug-12	14.13%	0.00%	14.13%	\$ 2,699,968		\$ 2,699,968	\$ 2,532,154	\$ 357,793	\$ -	\$ 357,793	\$ 3,548,260		\$ 3,548,260	\$ 3,545,948	10.01%
Sep-12	16.23%	0.00%	16.23%	\$ 2,279,035		\$ 2,279,035	\$ 2,528,154	\$ 410,319	\$ -	\$ 410,319	\$ 2,843,720		\$ 2,843,720	\$ 3,541,740	11.57%
Oct-12	17.57%	0.00%	17.57%	\$ 2,132,758		\$ 2,132,758	\$ 2,528,700	\$ 444,293	\$ -	\$ 444,293	\$ 3,342,760		\$ 3,342,760	\$ 3,554,172	12.54%
Nov-12	18.23%	0.00%	18.23%	\$ 2,615,595		\$ 2,615,595	\$ 2,544,072	\$ 463,784	\$ -	\$ 463,784	\$ 3,543,393		\$ 3,543,393	\$ 3,537,756	13.05%
Dec-12	14.61%	0.00%	14.61%	\$ 2,854,676		\$ 2,854,676	\$ 2,547,524	\$ 372,193	\$ -	\$ 372,193	\$ 4,302,313		\$ 4,302,313	\$ 3,550,446	10.52%
Jan-13	13.49%	0.00%	13.49%	\$ 3,119,470		\$ 3,119,470	\$ 2,554,905	\$ 344,657	\$ -	\$ 344,657	\$ 4,555,242		\$ 4,555,242	\$ 3,587,664	9.71%
Feb-13	12.61%	0.00%	12.61%	\$ 2,861,265		\$ 2,861,265	\$ 2,568,517	\$ 323,890	\$ -	\$ 323,890	\$ 4,026,058		\$ 4,026,058	\$ 3,625,182	9.03%
Mar-13	14.37%	0.00%	14.37%	\$ 2,893,886		\$ 2,893,886	\$ 2,626,367	\$ 377,409	\$ -	\$ 377,409	\$ 3,537,316		\$ 3,537,316	\$ 3,674,511	10.41%
Apr-13	14.27%	0.00%	14.27%	\$ 2,227,407		\$ 2,227,407	\$ 2,650,359	\$ 378,206	\$ -	\$ 378,206	\$ 3,032,999		\$ 3,032,999	\$ 3,679,907	10.29%
May-13	17.97%	0.00%	17.97%	\$ 2,285,310		\$ 2,285,310	\$ 2,642,327	\$ 474,826	\$ -	\$ 474,826	\$ 3,361,849		\$ 3,361,849	\$ 3,680,122	12.90%
Jun-13	17.09%	0.00%	17.09%	\$ 2,796,113		\$ 2,796,113	\$ 2,653,830	\$ 453,540	\$ -	\$ 453,540	\$ 3,812,526		\$ 3,812,526	\$ 3,666,937	12.32%
Jul-13	15.77%	0.00%	15.77%	\$ 2,727,699		\$ 2,727,699	\$ 2,624,432	\$ 413,873	\$ 145,226	\$ 559,099	\$ 3,960,409		\$ 3,960,409	\$ 3,655,570	15.25%
Aug-13	15.49%	0.00%	15.49%	\$ 2,740,899		\$ 2,740,899	\$ 2,627,843	\$ 407,053	\$ 159,971	\$ 567,024	\$ 3,654,248		\$ 3,654,248	\$ 3,664,403	15.51%
Sep-13	14.93%	0.00%	14.93%	\$ 2,387,197		\$ 2,387,197	\$ 2,636,856	\$ 393,683	\$ 159,971	\$ 553,654	\$ 3,160,830		\$ 3,160,830	\$ 3,690,829	15.11%
Oct-13	16.69%	0.00%	16.69%	\$ 2,207,728		\$ 2,207,728	\$ 2,643,104	\$ 441,134	\$ 159,971	\$ 601,105	\$ 3,341,727		\$ 3,341,727	\$ 3,690,743	16.29%
Nov-13	17.43%	0.00%	17.43%	\$ 2,645,278		\$ 2,645,278	\$ 2,645,577	\$ 461,124	\$ 159,971	\$ 621,095	\$ 4,012,992		\$ 4,012,992	\$ 3,729,876	16.83%
Dec-13	14.54%	0.00%	14.54%	\$ 3,108,968		\$ 3,108,968	\$ 2,666,768	\$ 387,748	\$ 180,218	\$ 567,966	\$ 4,690,507		\$ 4,690,507	\$ 3,762,225	15.23% **
Jan-14	10.92%	0.00%	10.92%	\$ 3,923,632		\$ 3,923,632	\$ 2,733,782	\$ 298,529	\$ 14,745	\$ 313,274	\$ 5,317,160		\$ 5,317,160	\$ 3,825,718	8.33%
Feb-14	5.44%	0.00%	5.44%	\$ 3,254,143		\$ 3,254,143	\$ 2,766,522	\$ 150,499	\$ -	\$ 150,499					3.93%