




Rural Electric Cooperative Corporation

A Duchesne Energy Cooperative 

RECEIVED

SEP 20 2014

PUBLIC SERVICE
COMMISSION

September 19, 2014

MR JEFF DEROUEN
EXECUTIVE DIRECTOR
PUBLIC SERVICE COMMISSION
PO BOX 615
FRANKFORT KY 40602

RE: PSC CASE NO. 2014-00051

Dear Mr. Derouen:

Please find enclosed an original and five (5) copies of our responses of Nolin RECC as requested in the above referenced case.

If you have any questions, please let me know.

Sincerely,



Michael L. Miller
President & CEO

afc

Enclosures

Commonwealth of Kentucky
Before the Public Service Commission

Case No. 2014-00051

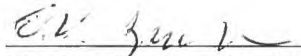
RECEIVED

SEP 30 2014

PUBLIC SERVICE
COMMISSION

VERIFICATION

I verify, state and affirm that the testimony filed with this verification and for which I am listed as a witness is true and correct to the best of my knowledge, information and belief formed after a reasonable inquiry.




O.V. Sparks, Vice President Administration & Finance


State of Kentucky

County of Hardin

The foregoing was signed, acknowledged and sworn to before me by O.V. Sparks, this 19th day of September, 2014.


Notary Public

My Commission Expires:



PSC Case No. 2014-00051

Data request at the September 4, 2014 informal Conference

Witness: O. V. Sparks

Nolin RECC - Calculation of (Over)/Under

Mo/Yr	EKPC Invoice Month recorded Member's Books (1)	Amortization of Previous (Over)/Under Recoveries		Net EKPC Invoice and Amortization of Previous (Over)/Under Recoveries (4)	Billed to Retail Consumer & recorded on Member's Books (5)	Monthly (Over) or Under (6)	Cumulative (Over) or Under (7)
		CN 2012-00486 (2)	CN 2013-00140 (3)				
Jul-13	\$ 684,372			\$ 684,372	\$ 716,736	\$ (32,364)	\$ (32,364)
Aug-13	\$ 647,268	\$ 78,386		\$ 725,654	\$ 708,841	\$ 16,813	\$ (15,551)
Sep-13	\$ 561,666	\$ 78,386	\$ 11,043	\$ 651,095	\$ 623,479	\$ 27,616	\$ 12,065
Oct-13	\$ 498,116	\$ 78,386	\$ 11,043	\$ 587,545	\$ 590,920	\$ (3,375)	\$ 8,690
Nov-13	\$ 667,728	\$ 78,386	\$ 11,043	\$ 757,157	\$ 774,399	\$ (17,242)	\$ (8,552)
Dec-13	\$ 837,054	\$ 78,386	\$ 11,043	\$ 926,483	\$ 978,879	\$ (52,396)	\$ (60,949)
Jan-14	\$ 892,511	\$ 78,386	\$ 11,043	\$ 981,940	\$ 1,031,319	\$ (49,379)	\$ (110,328)
Feb-14	\$ 565,566		\$ 11,043	\$ 576,609	\$ 562,104	\$ 14,505	\$ (95,823)
Cumulative 6-months (Over)/Under Recovery						\$	(60,949)
Monthly Recovery (per month for six months)						\$	(10,158)

7/30/2014
 PUBLIC UTILITY
 COMMISSION

PSC Case No. 2014-00051
 Data request at the September 4, 2014 informal Conference
 Witness: O. V. Sparks

Nolin RECC - Calculation of (Over)/Under

Mo/Yr	EKPC Invoice Month recorded Member's Books (1)	Amortization of Previous (Over)/Under Recoveries		Net EKPC Invoice and Amortization of Previous (Over)/Under Recoveries (4)	Billed to Retail Consumer & recorded on Member's Books (5)	Monthly (Over) or Under (6)	Cumulative (Over) or Under (7)
		CN 2012-00486 (2)	CN 2013-00140 (3)				
Jul-13	\$ 684,372			\$ 684,372	\$ 716,736	\$ (32,364)	\$ (32,364)
Aug-13	\$ 647,268	\$ 78,386		\$ 725,654	\$ 708,841	\$ 16,813	\$ (15,551)
Sep-13	\$ 561,666	\$ 78,386	\$ 11,043	\$ 651,095	\$ 623,479	\$ 27,616	\$ 12,065
Oct-13	\$ 498,116	\$ 78,386	\$ 11,043	\$ 587,545	\$ 590,920	\$ (3,375)	\$ 8,690
Nov-13	\$ 667,728	\$ 78,386	\$ 11,043	\$ 757,157	\$ 774,399	\$ (17,242)	\$ (8,552)
Dec-13	\$ 837,054	\$ 78,386	\$ 11,043	\$ 926,483	\$ 978,879	\$ (52,396)	\$ (60,949)
Jan-14	\$ 892,511	\$ 78,386	\$ 11,043	\$ 981,940	\$ 1,031,319	\$ (49,379)	\$ (110,328)
Feb-14	\$ 565,566		\$ 11,043	\$ 576,609	\$ 562,104	\$ 14,505	\$ (95,823)

Cumulative 6-months (Over)/Under Recovery \$ (60,949)

Monthly Recovery (per month for six months) \$ (10,158)

PSC Case No. 2014-00051

Data request at the September 4, 2014 informal Conference

Witness: O. V. Sparks

Nolin RECC - Calculation of (Over)/Under

Mo/Yr	EKPC Invoice Month recorded Member's Books (1)	Amortization of Previous (Over)/Under Recoveries		Net EKPC Invoice and Amortization of Previous (Over)/Under Recoveries (4)	Billed to Retail Consumer & recorded on Member's Books (5)	Monthly (Over) or Under (6)	Cumulative (Over) or Under (7)
		CN 2012-00486 (2)	CN 2013-00140 (3)				
Jul-13	\$ 684,372			\$ 684,372	\$ 716,736	\$ (32,364)	\$ (32,364)
Aug-13	\$ 647,268	\$ 78,386		\$ 725,654	\$ 708,841	\$ 16,813	\$ (15,551)
Sep-13	\$ 561,666	\$ 78,386	\$ 11,043	\$ 651,095	\$ 623,479	\$ 27,616	\$ 12,065
Oct-13	\$ 498,116	\$ 78,386	\$ 11,043	\$ 587,545	\$ 590,920	\$ (3,375)	\$ 8,690
Nov-13	\$ 667,728	\$ 78,386	\$ 11,043	\$ 757,157	\$ 774,399	\$ (17,242)	\$ (8,552)
Dec-13	\$ 837,054	\$ 78,386	\$ 11,043	\$ 926,483	\$ 978,879	\$ (52,396)	\$ (60,949)
Jan-14	\$ 892,511	\$ 78,386	\$ 11,043	\$ 981,940	\$ 1,031,319	\$ (49,379)	\$ (110,328)
Feb-14	\$ 565,566		\$ 11,043	\$ 576,609	\$ 562,104	\$ 14,505	\$ (95,823)

Cumulative 6-months (Over)/Under Recovery	\$ (60,949)
---	-------------

Monthly Recovery (per month for six months)	\$ (10,158)
---	-------------

RECEIVED
 SEP 30 2014
 PUBLIC UTILITIES
 COMMISSION

PSC Case No. 2014-00051

Data request at the September 4, 2014 informal Conference

Witness: O. V. Sparks

Nolin RECC - Calculation of (Over)/Under

Mo/Yr	EKPC Invoice Month recorded Member's Books (1)	Amortization of Previous (Over)/Under Recoveries		Net EKPC Invoice and Amortization of Previous (Over)/Under Recoveries (4)	Billed to Retail Consumer & recorded on Member's Books (5)	Monthly (Over) or Under (6)	Cumulative (Over) or Under (7)
		CN 2012-00486 (2)	CN 2013-00140 (3)				
Jul-13	\$ 684,372			\$ 684,372	\$ 716,736	\$ (32,364)	\$ (32,364)
Aug-13	\$ 647,268	\$ 78,386		\$ 725,654	\$ 708,841	\$ 16,813	\$ (15,551)
Sep-13	\$ 561,666	\$ 78,386	\$ 11,043	\$ 651,095	\$ 623,479	\$ 27,616	\$ 12,065
Oct-13	\$ 498,116	\$ 78,386	\$ 11,043	\$ 587,545	\$ 590,920	\$ (3,375)	\$ 8,690
Nov-13	\$ 667,728	\$ 78,386	\$ 11,043	\$ 757,157	\$ 774,399	\$ (17,242)	\$ (8,552)
Dec-13	\$ 837,054	\$ 78,386	\$ 11,043	\$ 926,483	\$ 978,879	\$ (52,396)	\$ (60,949)
Jan-14	\$ 892,511	\$ 78,386	\$ 11,043	\$ 981,940	\$ 1,031,319	\$ (49,379)	\$ (110,328)
Feb-14	\$ 565,566		\$ 11,043	\$ 576,609	\$ 562,104	\$ 14,505	\$ (95,823)

Cumulative 6-months (Over)/Under Recovery \$ (60,949)

Monthly Recovery (per month for six months) \$ (10,158)

RECEIVED
 SEP 10 2014
 PUBLIC UTILITY
 COMMISSION

PSC Case No. 2014-00051

Data request at the September 4, 2014 informal Conference

Witness: O. V. Sparks

Nolin RECC - Calculation of (Over)/Under

Mo/Yr	EKPC Invoice Month recorded Member's Books (1)	Amortization of Previous (Over)/Under Recoveries		Net EKPC Invoice and Amortization of Previous (Over)/Under Recoveries (4)	Billed to Retail Consumer & recorded on Member's Books (5)	Monthly (Over) or Under (6)	Cumulative (Over) or Under (7)
		CN 2012-00486 (2)	CN 2013-00140 (3)				
		Jul-13	\$ 684,372				
Aug-13	\$ 647,268	\$ 78,386		\$ 725,654	\$ 708,841	\$ 16,813	\$ (15,551)
Sep-13	\$ 561,666	\$ 78,386	\$ 11,043	\$ 651,095	\$ 623,479	\$ 27,616	\$ 12,065
Oct-13	\$ 498,116	\$ 78,386	\$ 11,043	\$ 587,545	\$ 590,920	\$ (3,375)	\$ 8,690
Nov-13	\$ 667,728	\$ 78,386	\$ 11,043	\$ 757,157	\$ 774,399	\$ (17,242)	\$ (8,552)
Dec-13	\$ 837,054	\$ 78,386	\$ 11,043	\$ 926,483	\$ 978,879	\$ (52,396)	\$ (60,949)
Jan-14	\$ 892,511	\$ 78,386	\$ 11,043	\$ 981,940	\$ 1,031,319	\$ (49,379)	\$ (110,328)
Feb-14	\$ 565,566		\$ 11,043	\$ 576,609	\$ 562,104	\$ 14,505	\$ (95,823)

Cumulative 6-months (Over)/Under Recovery \$ (60,949)

Monthly Recovery (per month for six months) \$ (10,158)

EF 30 2014
 PUBLIC UTILITY
 COMMISSION

PSC Case No. 2014-00051
 Data request at the September 4, 2014 informal Conference
 Witness: O. V. Sparks

Nolin RECC - Calculation of (Over)/Under

Mo/Yr	EKPC Invoice Month recorded Member's Books (1)	Amortization of Previous (Over)/Under Recoveries		Net EKPC Invoice and Amortization of Previous (Over)/Under Recoveries (4)	Billed to Retail Consumer & recorded on Member's Books (5)	Monthly (Over) or Under (6)	Cumulative (Over) or Under (7)
		CN 2012-00486 (2)	CN 2013-00140 (3)				
Jul-13	\$ 684,372			\$ 684,372	\$ 716,736	\$ (32,364)	\$ (32,364)
Aug-13	\$ 647,268	\$ 78,386		\$ 725,654	\$ 708,841	\$ 16,813	\$ (15,551)
Sep-13	\$ 561,666	\$ 78,386	\$ 11,043	\$ 651,095	\$ 623,479	\$ 27,616	\$ 12,065
Oct-13	\$ 498,116	\$ 78,386	\$ 11,043	\$ 587,545	\$ 590,920	\$ (3,375)	\$ 8,690
Nov-13	\$ 667,728	\$ 78,386	\$ 11,043	\$ 757,157	\$ 774,399	\$ (17,242)	\$ (8,552)
Dec-13	\$ 837,054	\$ 78,386	\$ 11,043	\$ 926,483	\$ 978,879	\$ (52,396)	\$ (60,949)
Jan-14	\$ 892,511	\$ 78,386	\$ 11,043	\$ 981,940	\$ 1,031,319	\$ (49,379)	\$ (110,328)
Feb-14	\$ 565,566		\$ 11,043	\$ 576,609	\$ 562,104	\$ 14,505	\$ (95,823)

Cumulative 6-months (Over)/Under Recovery \$ (60,949)

Monthly Recovery (per month for six months) \$ (10,158)