




Blue Grass Energy

A Touchstone Energy Cooperative 

P.O. Box 990 • 1201 Lexington Road • Nicholasville, Kentucky 40340-0990
Phone: 888-546-4243 • Fax: 859-885-2854 • www.bgenergy.com

September 30, 2014

Jeff Derouen, Executive Director
Kentucky Public Service Commission
P O Box 615
Frankfort Kentucky 40602

RECEIVED

SEP 30 2014
PUBLIC SERVICE
COMMISSION

Re: PSC Case No. 2014-00051

Dear Mr. Derouen,

Please find enclosed for filing with the Commission in the above-referenced case an original and five copies of the alternative calculation of the over/under recovery for the current review period with the exclusion of the amortization of any previous over/under recoveries that were in effect during the review period relating to the environmental surcharge. This is a supplemental filing based on the discussions from the September 4, 2014 informal conference.

If you have any questions, please contact me at 859-885-2118.

Respectfully submitted,

A handwritten signature in black ink that reads "J. Donald Smothers".


J. Donald Smothers
Vice President, Financial Services & CFO


The affiant, J. Donald Smothers, Vice President, Financial Services & CFO for Blue Grass Energy, states that the data presented in this filing is true and correct to the best of his knowledge and belief.


J. Donald Smothers

Subscribed and sworn to before me by the affiant, J. Donald Smothers, this 29 day of September 2014.

My Commission expires July 21, 2018


515651
Notary Public, State of Kentucky at Large



Blue Grass Energy - Calculation of (Over)/Under

Mo/Yr	EKPC Invoice Month recorded Member's Books	Amortization of Previous (Over)/Under Recoveries		Net EKPC Invoice and Amortization of Previous (Over)/Under Recoveries	Billed to Retail Consumer & recorded on Member's Books	Monthly (Over) or Under	Cumulative (Over) or Under
		CN 2012-00486	CN 2013-00140				
	(1)	(2)	(3)	(4)	(5)	(6)	(7)
Jul-13	\$ 1,174,321			\$ 1,174,321	\$ 1,260,553	\$ (86,232)	\$ (86,232)
Aug-13	\$ 1,078,891			\$ 1,078,891	\$ 1,206,446	\$ (127,555)	\$ (213,787)
Sep-13	\$ 930,331	\$ (206,518)		\$ 723,813	\$ 857,634	\$ (133,821)	\$ (347,608)
Oct-13	\$ 830,013	\$ (206,518)	\$ 55,512	\$ 679,007	\$ 744,618	\$ (65,611)	\$ (413,219)
Nov-13	\$ 1,155,358	\$ (206,518)	\$ 55,512	\$ 1,004,352	\$ 778,842	\$ 225,510	\$ (187,709)
Dec-13	\$ 1,436,079	\$ (206,518)	\$ 55,512	\$ 1,285,073	\$ 1,098,832	\$ 186,241	\$ (1,468)
Jan-14	\$ 1,521,555	\$ (206,518)	\$ 55,512	\$ 1,370,549	\$ 1,361,922	\$ 8,627	\$ 7,159
Feb-14	\$ 972,154	\$ (206,518)	\$ 55,512	\$ 821,148	\$ 1,312,461	\$ (491,313)	\$ (484,154)

Cumulative 6-months (Over)/Under Recovery	\$ (1,468)
---	------------

Monthly Recovery (per month for six months)	\$ (245)
---	----------

Response to Staff's First Request, Request 2a:	
Cumulative 6-months (Over)/Under Recovery	\$658,068
Monthly Recovery	\$109,678