

MADISON COUNTY UTILITIES

297 Michelle Dr.

P O Box 670 ♦ Richmond KY 40476-0670 ♦ 859-624-1735 ♦ Fax 859-623-8220

January 13, 2012

RECEIVED

JAN 13 2012

PUBLIC SERVICE
COMMISSION

Mr. Jeff Derouen, Executive Director
Kentucky Public Service Commission
211 Sower Blvd
Frankfort, KY 40601

RE: Application for a Certificate of Public Convenience
and Necessity to Construct and Finance
Madison County Utilities District


Dear Mr. Derouen:

Attached are the original and (11) eleven copies (one for Attorney General) of the Application for a Certificate of Public Convenience and Necessity to Construct and Finance a Water Line Replacement Project for the Madison County Utilities District. There is no rate increase required to finance this project. Also, attached are (4) four copies of the plans and specifications for this project.

The District would appreciate your review and approval in a timely manner so we can award the contract before the construction bids expire.

If you have any questions or need additional information, contact our Attorney, Jud Patterson at (859) 623-6233 or our Engineer, Kerry Odle at (859) 254-6623.

Sincerely,



John Clark
Manager

RECEIVED

JAN 13 2012

PUBLIC SERVICE
COMMISSION

COMMONWEALTH OF KENTUCKY
BEFORE THE PUBLIC SERVICE COMMISSION

In the Matter of:

THE APPLICATION OF THE MADISON)
COUNTY UTILITIES DISTRICT FOR A) CASE NO. 2012-_____
CERTIFICATE OF PUBLIC CONVENIENCE)
AND NECESSITY TO CONSTRUCT AND)
FINANCE A WATER LINES REPLACEMENT)
PROJECT)

APPLICATION

Comes now Madison County Utilities District (“District”), by and through its Chairman, Jim Carr, and respectfully submits its Application for a Certificate of Public Convenience and Necessity and approval of financing for water lines replacement project:

1. The District is a water district created and existing under and by virtue of Chapter 74 of the Kentucky Revised Statutes.

2. The post office address of the District is:

Madison County Utilities District
Attn: John Clark, Manager
P.O. Box 670
Richmond, KY 40476

3. The District is a non-profit water district and has no separate Articles of Incorporation or By-laws.

4. A description of the District’s water system and its property stated at its original cost by accounts is contained in its 2010 Annual Report which is incorporated herein by reference pursuant to 807 KAR 5:001 et seq. All required financial schedules and other data are contained in the 2010 Annual Report.

5. The District services approximately 9,533 Residential customers and 618 Commercial customers, 24 Government customers, and 4 Industrial customers in Madison County.

6. The Phase 3-A Project (“Project”) consist of the following:

Railroad bore at Red House – Construct new railroad bore with 12” water line to replace existing 4” waterline under railroad to serve Union City Road;

Waco/College Hill Water Line Replacement – Replacement of 400 LF of 6” D.I. with PVC pipe due to frequent leaks and location of water line next to building;

Concord Road Creek Crossing – Construction of 6” waterline crossing to replace an existing water line which is exposed at bottom of creek;

KY 52/Waco Loop Water Line Replacement – Replacement of 11,800 LF of 4” CI pipe with 8” PVC pipe due to leaks and condition of CI pipe due to acidic soil. Larger pipe size will increase flow and pressure in Waco areas, especially during peak usage;

Fike Road Water Line Replacement – Replacement of 8,200 LF of 4” D.I. pipe with 6” PVC pipe due to leaks, condition of pipe because of acidic soil and location of water line under pavement due to road widening. Larger pipe size will improve flow in Waco areas;

Waco Loop to Drowning Creek – Replacement of 3,800 LF of 4” D.I. pipe with 6” PVC pipe due to leaks and condition of pipe because of acidic soil.

Larger pipe size will improve flows by Bybee area.

7. The Project is in the public's best interest and is required to reduce water line breaks, reduce water loss, preserve stream bed integrity and replace 50 years old ductile iron pipe which has been damaged due to highly acidic clay in the water line area. This project does not contemplate servicing new additional customers. The Project will improve water service to customers in the Waco and Bybee areas of Madison County

8. The total cost of the Project is approximately \$940,225 as set forth in the Final Project Cost Estimate (Exhibit "B").

9. The proposed Project will not compete with any other utility in the area.

10. Based upon the following facts, the District believes that it is in the public's best interest that a Certificate of Public Convenience and necessity be granted:

A. The Project will improve water service in the Waco and Bybee's area of Madison County.

B. The Project will reduce the number of leaks in 50 years old ductile iron pipe damaged by highly acidic soil.

C. The Project will reduce the District's water loss due to replacement of damage pipe.

D. The Project will be financed under terms which will not require a rate increase.

11. Copies of the certified bid tabulations for the Project are contained in the Final Engineering Report (Exhibit "C").

12. The District incorporates herein its 2010 Annual Report, a copy of which is on file with the PSC. The 2010 Annual Report provides financial data for the 12 month period ending December 31, 2010. To the extent that the financial data contained in a 2010 Annual

Report does not contain financial data for the period ending with 90 days of the filing of this Application, the District would request and move for a deviation from 807 KAR 5:001 et seq. The District states that there has been no change that is material in nature regarding the financial condition or operation of the District since December 31, 2010. The financial data contained in the 2010 Annual Report is the most recent published financial data available to the District.

13. The District has bid the Project and is under a 90 days bid-hold period by the contractors. The bid-hold period ends February 21, 2012. As such, is imperative that the Project be approved as quickly as possible in order to avoid the loss of favorable bids received by the District.

14. The Project will be financed as follows:

- (a) The District has received a \$940,225.00 loan from Kentucky Infrastructure Authority (DSWRF). See KIA Conditional Commitment Letter (Exhibit D).
- (b) The loan funds identified herein represent the sole source of funding for the project.
- (c) The District will not need a rate increase to fund the proposed project.
- (d) The estimate cost of operation of the Project will not increase due to the water lines in this project replacing existing water lines.

15. The District does not plan to support the Application with prepared testimony.

16. The District has received all permits necessary to construct the Project, copies of which are attached hereto as Exhibit "E".

WHEREFORE, the District requests that the Public Service Commission grant to the Applicant the following:

- A. A Certificate of Public Convenience and necessity permitting the District to construct the Water Improvements Phase 3-A project;

- B. An Order approving the financing arrangements made by the District, viz, (1) the borrowing of \$940,225.00 from Kentucky Infrastructure Authority.

MADISON COUNTY UTILITIES DISTRICT

BY: Jim Carr, Chairman
JIM CARR, CHAIRMAN

COMMONWEALTH OF KENTUCKY

COUNTY OF MADISON

The undersigned Jim Carr, Chairman of the MADISON COUNTY UTILITIES DISTRICT, being duly sworn states and deposes that he is the Chairman of the Board of Commissioners of the Madison County Utilities District. The undersign states that he had read the foregoing Application and has noted the contents thereof and that they are true and correct to the best of his knowledge and belief.

IN TESTIMONY WHEREOF, witness the signature of the undersigned this 11th day of January, 2012.


[Signature]
NOTARY PUBLIC
MY COMMISSION EXPIRES


Exhibit A

Preliminary Engineering Report

Preliminary Engineering Report

Madison County Utilities District Improvements, Phase 3

Madison County

Madison County Utilities District

By

**CMW, Inc.
138 N. Keeneland Drive
Suite E
Richmond, KY**

June 2007

Revised February 2009

TABLE OF CONTENTS

1. Project Description
2. Project Summary / Project Cost
3. Opinion of Probable Construction Cost
4. Project Maps
5. Project Profile
6. DWSRF Project Questionnaire

Madison County Utilities District Improvements, Phase 3
Madison County Utilities District

The Madison County Utilities District Improvements, Phase 3, project will improve service to the District's customers and reduce water loss in the system. This project will be replacing some existing ductile iron water lines that have had numerous leaks and have been a maintenance problem in the Waco area due to acidic soil. The project will also replace two creek crossings and replace a railroad crossing with a larger water line. The project cost for this project is estimated at \$1,190,225. This project will consist of the following work:

- A. Railroad Bore at Red House – Construct new railroad bore with 12" water line to replace existing 4" water line under railroad to serve Union City Road.
- B. Red House Creek Crossing – Construct creek crossing for 8" water line to replace an existing water line which is exposed at bottom of creek.
- C. Waco/College Hill Water Line Replacement – Replacement of 400 LF of 6" DI with PVC pipe due to frequent leaks and location of water line next to buildings.
- D. Charlie Norris Water Line Replacement – Replacement of 7,700 LF of 6" DI water line with 8" PVC pipe due to leaks and condition of DI pipe because of acidic soil. Larger pipe size will improve flow to Union City area.
- E. Concord Road Creek Crossing – Construction of 6" water line crossing to replace an existing water line which is exposed at bottom of creek.
- F. KY 52/Waco Loop Water Line Replacement – Replacement of 11,800 LF of 4" DI pipe with 8" PVC pipe due to leaks and condition of DI pipe because of acidic soil. Larger pipe size will increase flow and pressure in Waco areas especially during peak usage.
- G. Fike Road Water Line Replacement – Replacement of 8,200 LF of 4" DI pipe with 6" PVC pipe due to leaks, condition of pipe because of acidic soil and location of water line under pavement due to road widening. Larger pipe size will improve flow in Waco areas.
- H. Waco Loop to Drowning Creek – Replacement of 3,800 LF of 4" DI pipe with 6" PVC pipe due to leaks and condition of pipe because of acidic soil. Larger pipe size will improve flows to Bybee areas.

Project Summary
Madison County Utilities District Improvements, Phase 3
Madison County Utilities District
June 2, 2007

<u>Location</u>	<u>Length</u>	<u>Construction Cost</u>
A. Railroad Bore @ Red House	0.03 mi.	\$51,500
B. Red House Road Creek Crossing	0.08 mi.	\$41,055
C. Waco/College Hill Water Line Replacement	0.08 mi.	\$19,400
D. Charlie Norris Water Line Replacement	1.48 mi.	\$179,045
E. Concord Road Creek Crossing	0.08 mi.	\$32,080
F. KY 52/Waco Loop Water Line Replacement	2.23 mi.	\$329,930
G. Fike Road Water Line Replacement	1.55 mi.	\$159,745
H. Waco Loop to Drowning Creek	<u>0.72 mi.</u>	<u>\$87,225</u>
	6.25 mi.	\$900,020

Project Cost
Madison County Utilities District Improvements, Phase 3
Madison County Utilities District
June 2, 2007

1. Construction Cost	\$900,020
2. Legal	\$10,000
3. Easements	\$15,000
4. Railroad Permit	\$12,000
5. Preliminary Engineering	\$10,000
6. Engineering Design	\$81,002
7. Resident Inspection	\$52,201
8. Rate Study	\$10,000
9. PSC Submittal	\$10,000
10. Contingencies	<u>\$90,002</u>
Total:	\$1,190,225

**Opinion of Probable Construction Cost
Madison County Utilities District Improvements, Phase 3
Madison County Utilities District
June 2, 2007**

A. Railroad Bore @ Red House

1. 12" PVC Water Line 170 LF @ \$60/LF	\$10,200
2. Connection to Existing Water Line 2 EA @ \$5,000/EA	\$10,000
3. 12" Gate Valve 2 EA @ \$2,500/EA	\$5,000
4. Fire Hydrant 1 EA @ \$3,500/EA	\$3,500
5. 18" Road Bore 40 LF @ \$150/LF	\$6,000
6. 18" Railroad Bore 80 LF @ \$210/LF	<u>\$16,800</u>
Subtotal Railroad Bore @ Red House:	\$51,500

B. Red House Road Creek Crossing

1. 8" PVC Water Line 400 LF @ \$16/LF	\$6,400
2. Connection to Existing Water Line 2 EA @ \$2,000/EA	\$4,000
3. 8" Gate Valve 1 EA @ \$925/EA	\$925
4. 8" Gate Valve with Bypass Meter 1 EA @ \$1,330/EA	\$1,330
5. Fire Hydrant 1 EA @ \$2,800/EA	\$2,800
6. Directional Bore w/ 12" Encasement 160 LF @ \$160/LF	<u>\$25,600</u>
Subtotal Red House Road Creek Crossing:	\$41,055

C. Waco/College Hill Water Line Replacement

1. 6" PVC Water Main 400 LF @ \$15/LF	\$6,000
2. Connection to Existing Water Line 2 EA @ \$1,700/LF	\$3,400
3. 6" Gate Valve 2 EA @ \$770/ea	\$1,540
4. Fire Hydrant 1 EA @ \$2,800/EA	\$2,800
5. 10" Road Bore w/ Steel Encasement 30 LF @ \$110/LF	\$3,300
6. Meter Reconnect 4 EA @ \$600/EA	<u>\$2,400</u>
Subtotal Waco/College Hill Water Line Replacement:	\$19,440

D. Charlie Norris Water Line Replacement

1. 8" PVC Water Line 7,700 LF @ \$13/LF	\$100,100
2. 6" PVC Water Line 120 LF @ \$11/LF	\$1,320
3. Connections to Existing Water Line 3 EA @ \$1,700/EA	\$5,100
4. 8" Gate Valve 7 EA @ \$925/EA	\$6,475
5. 6" Gate Valve 1 EA @ \$770/EA	\$770
6. Fire Hydrant 6 EA @ \$2,800/EA	\$16,800
7. 12" Road Bore w/ Steel Encasement 36 LF @ \$120/LF	\$4,320
8. Freebores 110 LF @ \$60/LF	\$6,600
9. Creek Crossing 26 LF @ \$60/LF	\$1,560

10. Reconnect of Existing Meters 60 LF @ \$600/EA	<u>\$36,000</u>
Subtotal Charlie Norris Water Line Replacement:	\$179,045

E. Concord Road Creek Crossing

1. 6" PVC Water Line 400 LF @ \$15/LF	\$6,000
2. Connection to Existing Water Line 2 EA @ 1,700/EA	\$3,400
3. 6" Gate Valve 1 EA @ \$770/EA	\$770
4. 6" Gate Valve with Bypass Meter 1 EA @ \$1,110/EA	\$1,110
5. Fire Hydrant 1 EA @ \$2,800/EA	\$2,800
6. Directional Bore with 10" PE Encasement 120 LF @ \$150/LF	<u>\$18,000</u>
Subtotal Concord Road Creek Crossing:	\$32,080

F. KY 52/Waco Loop Water Line Replacement

1. 8" PVC Water Line 11,800/LF @ \$13/LF	\$153,400
2. Connection to Existing Water Line 8 EA @ \$1,700/LF	\$13,600
3. 8" Gate Valve 6 EA @ \$925/EA	\$5,550
4. 8" Gate Valve w/ Bypass Meter 1 EA @ \$1,330/EA	\$1,330
5. Fire Hydrant 6 EA @ \$2,800/EA	\$16,800
6. Air Relief Valve 2 EA @ \$825/EA	\$1,650
7. 12" Road Bore w/ Steel Encasement 180 LF @ \$120/LF	\$21,600

8. Free Bores 300 LF @ \$60/LF	\$18,000
9. Directional Bore w/ 12" PE Encasement 200 LF @ \$160/LF	\$32,000
10. Connection to Existing Meters 110 Ea @ \$600/EA	<u>\$66,000</u>
Subtotal KY 52/Waco Loop Water Line Replacement:	\$329,930

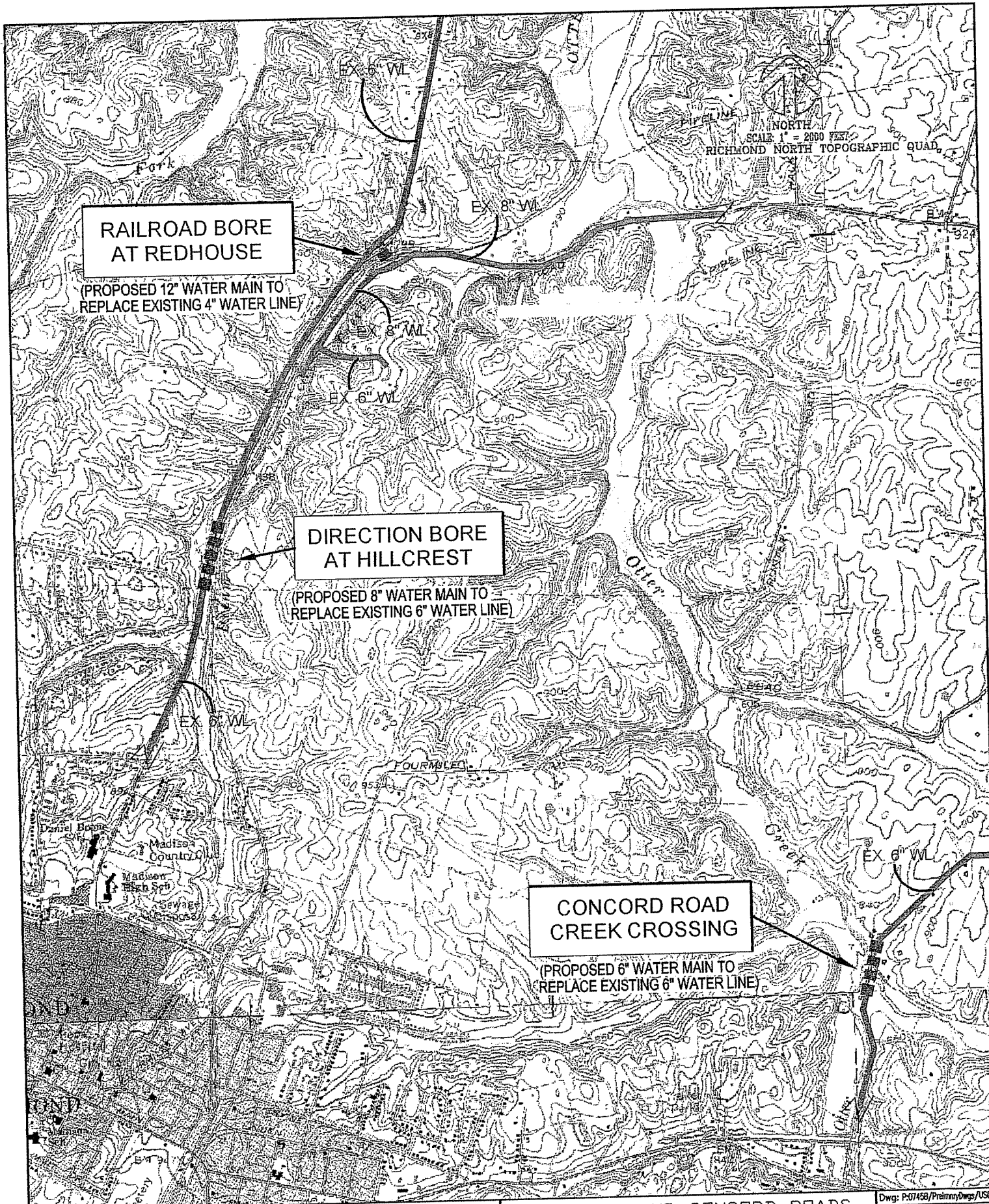
G. Fike Road Water Line Replacement

1. 6" PVC Water Line 8,200 LF @ \$11/LF	\$90,200
2. Connections to Existing Water Line 2 EA @ \$1,700/EA	\$3,400
3. 6" Gate Valve 6 EA @ \$770/EA	\$4,620
4. Fire Hydrant 4 EA @ \$2,800/EA	\$11,200
5. Air Relief Valve 1 EA @ \$825/EA	\$825
6. 10" Road Bore w/ Steel Encasement 90 LF @ \$110/LF	\$9,900
7. Freebore 120 LF @ \$55/LF	\$6,600
8. Connection to Existing Meters 55 EA @ \$600/EA	<u>\$33,000</u>
Subtotal Fike Road Water Line Replacement:	\$159,745

H. Waco Loop to Drowning Creek

1. 6" PVC Water Line 3,800 LF @ \$11/LF	\$41,800
2. Connection to Existing Water Line 2 EA @ \$1,700/EA	\$3,400
3. 6" Gate Valve 3 EA @ \$770/EA	\$2,310

4. Fire Hydrant 2 EA @ \$2,800/EA	\$5,600
5. Air Relief Valve 1 EA @ \$825/EA	\$825
6. 10" Road Bore w/ Steel Encasement 60 LF @ \$110/EA	\$6,600
7. Free Bore 80 LF @ \$55/LF	\$4,400
8. Creek Crossings 78 LF @ \$55/LF	\$4,290
9. Connection to Existing Meters 30 EA @ \$600/EA	<u>\$18,000</u>
Subtotal Waco Loop to Drowning Creek:	\$87,225
TOTAL OPINION OF PROBABLE CONSTRUCTION COST:	\$900,020



NORTH
SCALE 1" = 2000 FEET
RICHMOND NORTH TOPOGRAPHIC QUAD

**RAILROAD BORE
AT REDHOUSE**

(PROPOSED 12" WATER MAIN TO
REPLACE EXISTING 4" WATER LINE)

**DIRECTION BORE
AT HILLCREST**

(PROPOSED 8" WATER MAIN TO
REPLACE EXISTING 6" WATER LINE)

**CONCORD ROAD
CREEK CROSSING**

(PROPOSED 6" WATER MAIN TO
REPLACE EXISTING 6" WATER LINE)

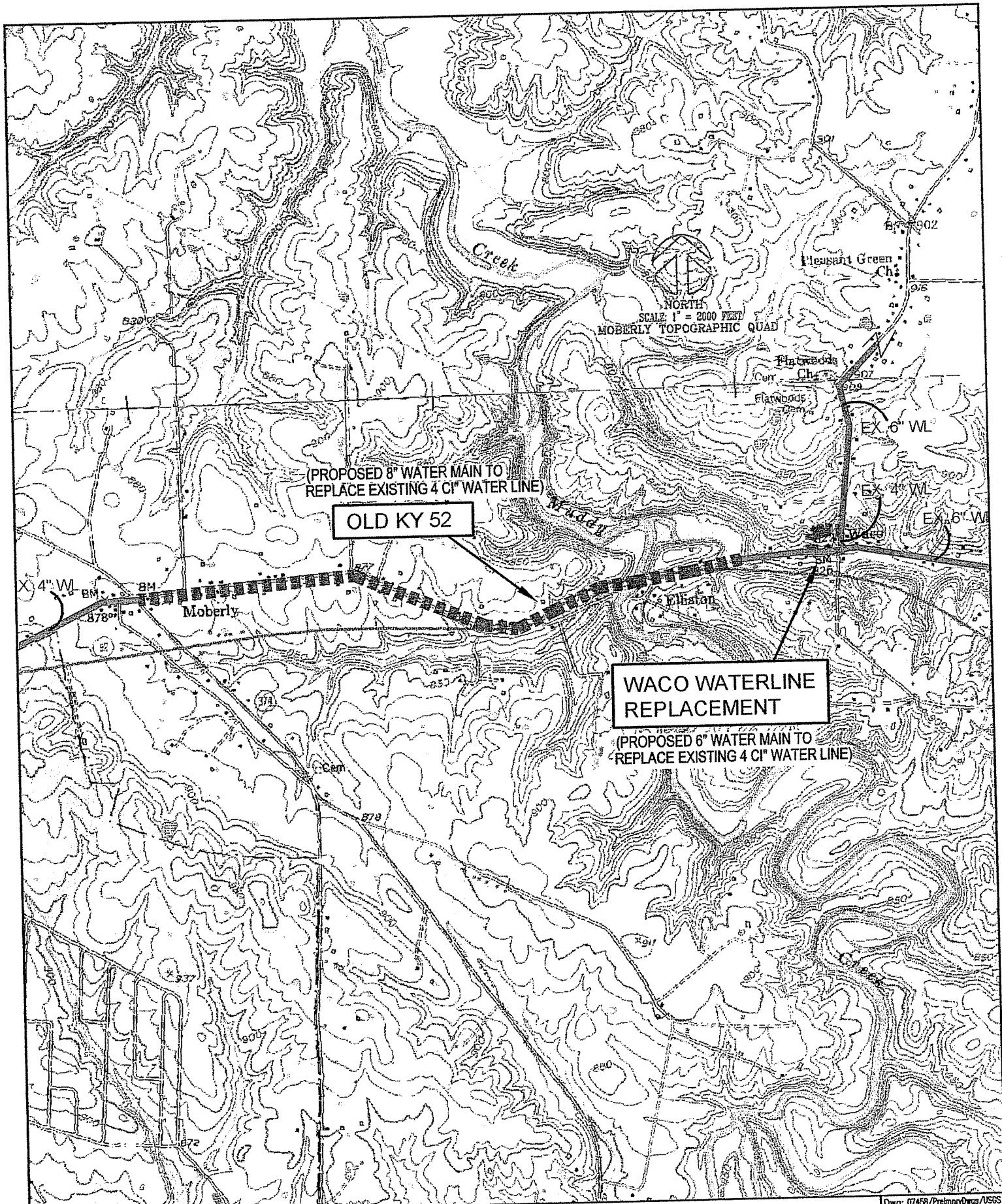
FAILURE TO ADHERE TO THESE DOCUMENTS OR TO OBTAIN GUIDANCE FROM THE ENGINEER OR ARCHITECT MAY RESULT IN THE USER BEING HELD RESPONSIBLE FOR ANY DAMAGE TO PERSONS OR PROPERTY. THE USER AGREES TO HOLD THE ENGINEER AND ARCHITECT HARMLESS FROM ANY SUCH DAMAGE. THE USER AGREES TO HOLD THE ENGINEER AND ARCHITECT HARMLESS FROM ANY SUCH DAMAGE. THE USER AGREES TO HOLD THE ENGINEER AND ARCHITECT HARMLESS FROM ANY SUCH DAMAGE.

CMW inc.

138 N Keeneland Dr., Ste E, Richmond, KY 40475
Voice 859 623 2966 Fax 859 623 0886

REDHOUSE AND CONCORD ROADS
MADISON COUNTY UTILITIES DISTRICT
PHASE 3 IMPROVEMENTS
RICHMOND, KENTUCKY

Dwg: P07458/Prelim/Dwg/USDS
Project Number
07458.01
© 2001 CMW
1
Plot Date: 8/4/07



NORTH
SCALE 1" = 2000 FEET
MOBERLY TOPOGRAPHIC QUAD

(PROPOSED 8" WATER MAIN TO
REPLACE EXISTING 4 CI" WATER LINE)

OLD KY 52

WACO WATERLINE
REPLACEMENT

(PROPOSED 6" WATER MAIN TO
REPLACE EXISTING 4 CI" WATER LINE)

FAILURE TO ASIDE BY
DESIGN DOCUMENTS OR
TO OBTAIN GUIDANCE
THE DESIGN PROFESSIONAL WARRANTS
THAT THE USER ASSUMES ALL LIABILITY
FOR ANY DAMAGE OR INJURY TO PERSONS
OR PROPERTY THAT MAY BE CAUSED BY
THE USER'S RELIANCE ON THE INFORMATION
CONTAINED HEREIN. THE DESIGN PROFESSIONAL
MAKES NO WARRANTY, EXPRESS OR IMPLIED,
AS TO THE ACCURACY, COMPLETENESS, OR
SUITABILITY OF THE INFORMATION CONTAINED
HEREIN FOR ANY PARTICULAR PURPOSE.
NO PART OF THIS DOCUMENT IS TO BE
REPRODUCED OR TRANSMITTED IN ANY
FORM OR BY ANY MEANS, ELECTRONIC
OR MECHANICAL, INCLUDING PHOTOCOPYING,
RECORDING, OR BY ANY INFORMATION
SYSTEMS WITHOUT PERMISSION IN WRITING
FROM THE DESIGN PROFESSIONAL.

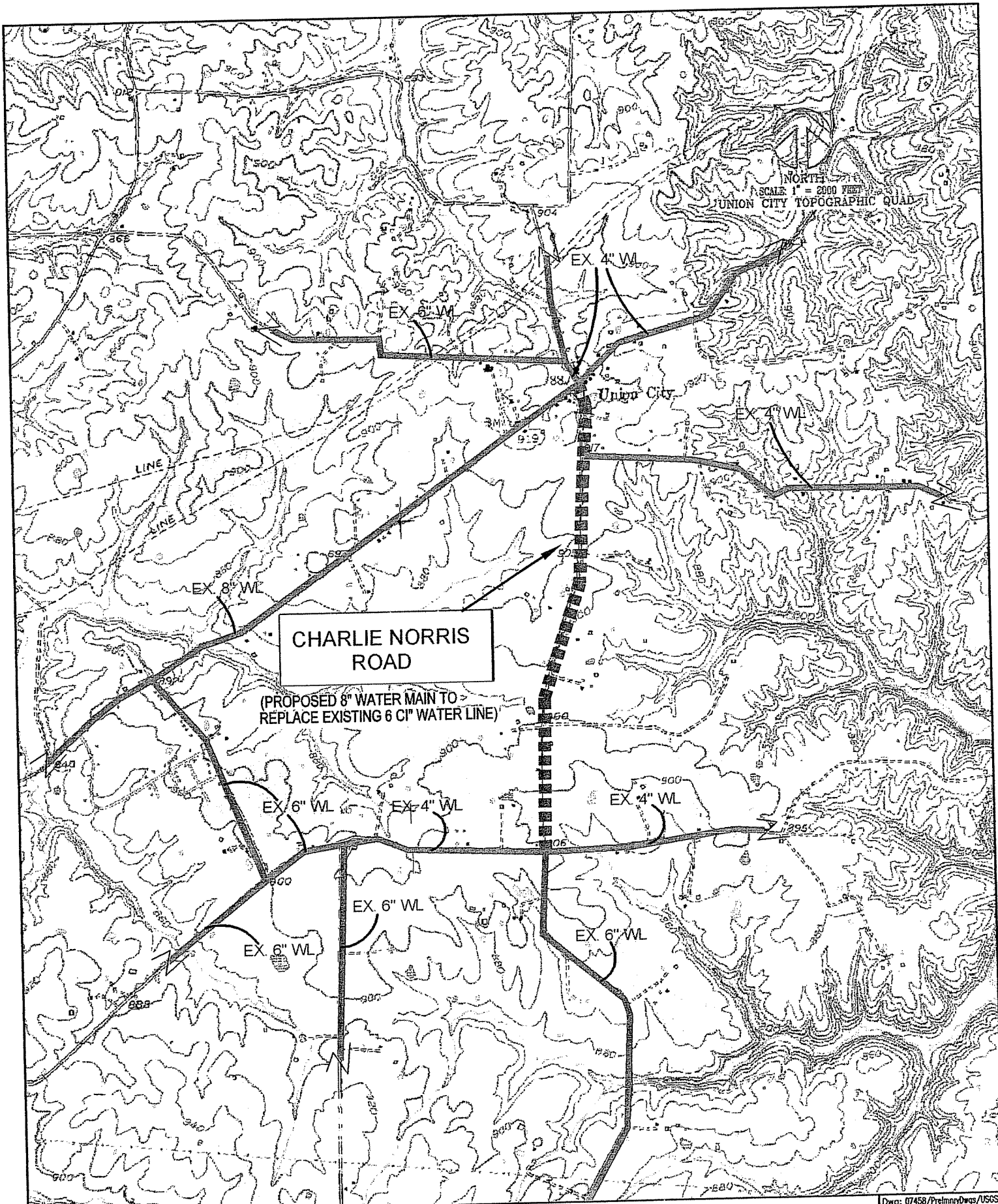
CMW inc.

138 N Keeneland Dr., Ste E, Richmond, KY 40475
Voice 859.623.2966 Fax 859.623.0886

KY 52/WACO WL REPLACEMENT
MADISON COUNTY UTILITIES DISTRICT
PHASE 3 IMPROVEMENTS
MADISON COUNTY - KENTUCKY

Dwg: 07458/PrelimDwg/USGS
Project Number
07458.01
© 2001 CMW
3
Plot Date: 6/4/07

Refs:



NORTH
 SCALE 1" = 2000 FEET
 UNION CITY TOPOGRAPHIC QUAD

CHARLIE NORRIS ROAD

(PROPOSED 8" WATER MAIN TO REPLACE EXISTING 6 CI" WATER LINE)

FAILURE TO ABIDE BY DESIGN DOCUMENTS OR TO OBTAIN GUIDANCE

THE DESIGN PROFESSIONAL ASSURES THAT THE DESIGN AND CONSTRUCTION OF THIS PROJECT WILL BE IN ACCORDANCE WITH ALL APPLICABLE REGULATIONS AND STANDARDS. THE DESIGN PROFESSIONAL SHALL NOT BE RESPONSIBLE FOR ANY DAMAGE TO PROPERTY OR PERSONS ARISING FROM THE USE OF THIS DESIGN OR FROM ANY NEGLIGENCE OR MALPRACTICE ON THE PART OF THE CLIENT OR ANY OTHER PARTY.



138 N. Keeneland Dr., Ste E, Richmond, KY 40475
 Voice 859.623.2966 Fax 859.623.0886

CHARLIE NORRIS RD
 MADISON COUNTY UTILITIES DISTRICT
 PHASE 3 IMPROVEMENTS
 MADISON COUNTY- KENTUCKY

Dwg: 07458/Prelim/dwg/USGS

Project Number
 07458.01

© 2001 CMW

4
 Plot Date: 6/4/07

KENTUCKY WATER PROJECT PROFILE

Areas indicated with (*) are required fields.

1.* Project Title (use title which will be identifiable by local community):

Madison County Utilities District Improvements, Phase 3

2.* Project Description:

Provide a brief narrative denoting if project relates to source, distribution, treatment, storage or other)

SEE ATTACHED

* Project Descriptor:

* WRIS Project Number (PNUM):

This number is assigned by an ADD through the respective Area Water Management Planning Council once the project profile is approved by the Council. This number ties each project to mapped/spatial information in the Water Resource Information System (WRIS). Project profiles with this number AND the required corresponding mapped/spatial information will NOT be accepted.

* Project County:

* Is it a multi-county project: Yes No

* Project Submitted

By: * Select the PWSID# from the list below:

2. Project Description

- A. Railroad Bore at Red House – Construct new railroad bore with 12” water line to replace existing 4” water line under railroad to serve Union City Road.
- B. Red House Creek Crossing – Construct creek crossing for 8” water line to replace an existing water line which is exposed at bottom of creek.
- C. Waco/College Hill Water Line Replacement – Replacement of 400 LF of 6” DI with PVC pipe due to frequent leaks and location of water line next to buildings.
- D. Charlie Norris Water Line Replacement – Replacement of 7,700 LF of 6” DI water line with 8” PVC pipe due to leaks and condition of DI pipe because of acidic soil. Larger pipe size will improve flow to Union City area.
- E. Concord Road Creek Crossing – Construction of 6” water line crossing to replace an existing water line which is exposed at bottom of creek.
- F. KY 52/Waco Loop Water Line Replacement – Replacement of 11,800 LF of 4” DI pipe with 8” PVC pipe due to leaks and condition of DI pipe because of acidic soil. Larger pipe size will increase flow and pressure in Waco areas especially during peak usage.
- G. Fike Road Water Line Replacement – Replacement of 8,200 LF of 4” DI pipe with 6” PVC pipe due to leaks, condition of pipe because of acidic soil and location of water line under pavement due to road widening. Larger pipe size will improve flow in Waco areas.
- H. Waco Loop to Drowning Creek – Replacement of 3,800 LF of 4” DI pipe with 6” PVC pipe due to leaks and condition of pipe because of acidic soil. Larger pipe size will improve flows to Bybee areas.

Preliminary Engineering Report has been done for this project.

Available:

0010082	▲
0010702	
0020386	
0020956	
0030007	
0030239	
0030660	
0040015	
0040020	▼

Selected:

0040020
6760224

076022 L

3. Legal Applicant

* Legal Applicant: Madison County Utilities District

Water Utility which will own proposed improvements:
(if different from Legal Applicant) ↑

* Organizational Structure: Water District

Authorized Official Information

* First Name: John * Last Name: Clark M.I.:

* Title: Manager

* Street Address Line 1: Madison County Utilities

Street Address Line 2:

* P.O. Box: PO Box 670

* City: Richmond

* State: KY

* Zip: 40476-0670

* County: Madison

* Telephone: (859) 624-1735

Ext:

Fax: 859-623-8220

Email: madcouthilities@snapp.net

Contact Person Information

* First Name: John * Last Name: Clark M.I.:

* Title: Manager

* Street Address Line 1: Madison County Utilities District

Street Address Line 2:

* P.O. Box: PO Box 670

* City: Richmond * State: KY * Zip: 40476-0670
* County: Madison
* Telephone: 859-624-1735 Ext:
Fax: 859-623-8220
Email: madcouilities@snapp.net

Project Administrator Information

* First Name: * Last Name: M.I.:
Title:
Street Address Line 1:
Street Address Line 2:
P.O. Box:
City: State: Zip:
County:
* Telephone: Ext:
Fax:
Email:

Consulting Engineer Information

* First Name: Kerry * Last Name: Odle M.I.:
Firm: CMW, Inc.
Street Address Line 1: 138 N. Keeneland Drive
Street Address Line 2: Suite E
P.O. Box: P. O. Box 831
City: Richmond State: KY Zip: 40475
County: Madison
* Telephone: 859-623-2966 Ext:
Fax: 859-623-0886
Email: kodle@cmw aec.com

4.* Project Type (atleast one required/check all that apply):

- Planning
- Design
- Construction
- Management

5. Project Alternatives: Please list a minimum of three:

a.*	Repair lines as they leak				
b.*	Only do part of projects				
c.*	Do nothing				

6. Special Impact(s) of Proposed Water Project:

- a.* New service/improve service to unserved underserved households
- b. Number of new jobs: Number of retained jobs:
- c. Other beneficial technical, managerial, fiscal impacts: (20 words or less)
Replace DI pipe which is maintenance problem and improve flows and pressure areas with probl
in peak usage.
- d.* Does proposed activity relate to public health protection emergency: Yes No
- e.* Does project involve regionalization: Yes No
- f. Number of systems affected/involved:

7.* Median Household Income of Service Area:

\$

8.* Project Start Schedule:

- Years 0-2
- Years 3-10
- Years 11-20

9. Estimated Funding Sources:

- * Estimated Local Funding Amount \$
- * Estimated Other Funding Amount (all sources) \$

Total Estimated Project Cost \$

10. Project Data - Water (complete all items which apply to your project)

a.* Is project related to source protection? Yes No

Acres

Cost (\$acre)

Use control (r/c)

Drinking Water Facilities

b.* Is project related to source? Yes No

Number of new surface/spring sources Total MGD

Number of new wells Total MGD

Elimination of Public Water Systems through Mergers

Number of systems serving 500 or fewer population

Number of systems serving 501-3,000 population

Number of systems serving 3,001-10,000 population

Number of systems serving 10,001 or greater population

Interconnections

Number of water treatment plants eliminated

Number of supplemental potable water supply

Number of emergency backup potable water supply

Source Water Quantity and Quality

Number of existing raw water sources replaced

Number of existing raw water sources supplemented

Briefly describe why the above items apply to your project:

--	--

c.* Is project related to water treatment? Yes No

If new or expanded plant, proposed design capacity MGD (as a result of this project)

Project will involve expansion or modification of Microbiology and Turbidity

- Pre-filtration (CT/Microbial removal)
- Filtration (Surface Water Treatment Rule Compliance)
- Disinfection Process (CT/Microbial Inactivation)

Best Available Technologies

- VOCs IOCs SOCs Radionuclides
- Disinfectants Disinfection by-products
- Secondary contaminants

d.* Is project related to distribution (Extension/Rehab)? Yes No

Check all that apply to your project

- Extension Water Tank
- Rehab/Improvement Pump Station

Proposed project involves construction of line

Total linear feet 32990 of new line 12,920 - 6", 19,900 - 8", 170 - 12"

Line Size (in inches) 2 3 4 6 8 10 greater than

Material Ductile Iron PVC PE Other

Project activity improves pressure, as a result of

Replacement of total linear feet of inadequately sized lines

total gallons of increased storage due to additional demand

Leaks, Breaks, or restrictive flows due to age

Project activity improves water quality by providing:

- Adequate turnover of water
- Proper maintenance of disinfection residual

Replacement of total linear feet of lead, copper, asbestos-cement lines

Briefly describe why the above items apply to your project:

Pressure and flow increase due to increase in size of water line.

e. Management (describe)

Replace exposed creek crossings and ductile iron pipe that is a maintena

f. Other (describe)

g.* Date Project was approved by the Area Water Management Planning Council:

10/22/2002



**DRINKING WATER STATE
REVOLVING FUND
PROJECT QUESTIONNAIRE**

DOW use only	
AI No.	_____
SRF No.	_____
SCORE:	_____

ATTENTION: This form is for Drinking Water projects only. Please do not submit wastewater projects on this form.

Applicant Information
(Please type or print clearly)

1. LEGAL APPLICANT Madison County Utilities District
2. PUBLIC WATER SYSTEM (If different from legal applicant) _____
3. PWSID #: KY0760224
4. ADDRESS PO Box 670, Richmond, Kentucky 40476
5. CONTACT PERSON John Clark
6. PHONE (area code first) 859.624.1735
7. COUNTY Madison

Project Information

8. PROJECT TITLE MCUD-Phase 3 Improvements
9. WRIS WX# 21151033

**This number is assigned by an ADD through the respective Area Water Management Planning Council once the project profile is approved by the Council. This number ties each project to mapped/spatial information in the Water Resource Information System (WRIS). Projects without this number and the required corresponding mapped/spatial information will not be accepted.*

10. PROJECT DESCRIPTION: Railroad Bore at Red House--Construct new railroad bore with 12" water line to replace existing 4" water line under railroad to serve Union City Road. Red House Creek Crossing--Construct creek crossing for 8" water line to replace an existing water line which is exposed at bottom of creek. Waco/College Hill Water Line Replacement--Replacement of 400 LF of 6" DI with PVC pipe due to frequent leaks and location of water line next to buildings. Charlie Norris Water Line Replacement--Replacement of 7,700 LF of 6" DI water line with 8" PVC pipe due to leaks and condition of DI pipe because of acidic soil. Larger pipe size will improve flow to Union City area. Concord Road Creek Crossing--Construction of 6" waterline crossing to replace an existing water line which is exposed at bottom of creek. KY 52/Waco Loop Water Line Replacement--Replacement of 11,800 LF of 4" CI pipe with 8" PVC pipe due to leaks and condition of DI pipe because of acidic soil. Larger pipe size will increase flow and pressure in Waco areas, especially during peak usage. Fike Road Water Line Replacement--Replacement of 8,200 LF of 4" DI pipe with 6" PVC pipe due to leaks, condition of pipe because of acidic soil and location of water line under pavement due to road widening. Larger pipe size will improve flow in Waco areas. Waco Loop to Downing Creek--Replacement of 3,800 LF of 4" DI pipe with 6" PVC pipe due to leaks and condition of pipe because of acidic soil. Larger pipe size will improve flows to Bybee areas.

11. IN ONE TO TWO PARAGRAPHS, DESCRIBE IN SPECIFIC DETAIL HOW THE PROPOSED PROJECT WILL PROMOTE PUBLIC HEALTH OR ACHIEVE AND/OR MAINTAIN COMPLIANCE WITH THE SAFE DRINKING WATER ACT

Most of the pipe that will be replaced has expired causing excessive and costly unscheduled emergency repairs. When repairs are made usually requires isolating water supply therefore, resulting in zero pressure in pipe. Once water pressure drops below 20 psi then causes the concern of potential containments to enter the drinking water supply. This project would reduce

operating expense and the potential risk to the communities. Note: Most of the service area does not have a regional waste water collection system and depends on old septic tanks.

12. TOTAL PROJECT COST ESTIMATE \$1,190,225.00

13. ESTIMATED SRF LOAN AMOUNT \$940,225.00 (There is a \$4,000,000 cap per funding cycle.)

14. PROJECT TYPE: PLANNING DESIGN CONSTRUCTION

15. ESTIMATED BID DATE: 08/01/2009

ESTIMATED START OF CONSTRUCTION: 09/15/2009

16. IS THE PWS UNDER AN EXECUTED AGREED ORDER WITH THE ENERGY AND ENVIRONMENT CABINET THAT IS ASSOCIATED WITH THIS PROJECT?

YES NO

(The proposed project must rectify the problem/s within the PWS that resulted in the need for the Agreed Order.)

Source Water Quantity and Quality

17. IS PROJECT RELATED TO SOURCE WATER PROTECTION? YES NO
ACRES _____ COST/ACRE _____ LAND USE CONTROL _____

18. IS PROJECT RELATED TO A POTABLE OR RAW WATER SOURCE? YES NO
 POTABLE SOURCE RAW WATER SOURCE

19. WILL A PUBLIC WATER SYSTEM BE ELIMINATED THROUGH A MERGER?

YES NO

__ NUMBER OF SYSTEMS SERVING 500 OR FEWER POPULATION _____ PWSID

__ NUMBER OF SYSTEMS SERVING 501 – 3000 POPULATION _____ PWSID

__ NUMBER OF SYSTEMS SERVING 3001 - 10000 POPULATION _____ PWSID

__ NUMBER OF SYSTEMS SERVING 10001 OR GREATER POPULATION _____ PWSID

20. WILL A WATER TREATMENT PLANT (FACILITY ONLY) BE ELIMINATED VIA AN INTER CONNECTION? YES NO

__ NUMBER OF WATER TREATMENT PLANTS ELIMINATED _____ PWSID

21. WILL THE EXISTING RAW WATER SOURCE BE REPLACED? YES NO
IF YES, IDENTIFY THE REPLACEMENT SOURCE: _____

22. WILL THE EXISTING RAW WATER SOURCE BE SUPPLEMENTED? YES NO
IF YES, IDENTIFY THE SUPPLEMENTAL SOURCE:

__ NUMBER OF SUPPLEMENTAL POTABLE WATER SUPPLIES _____ PWSID

__ NUMBER OF EMERGENCY BACKUP POTABLE WATER SUPPLIES _____ PWSID

23. WILL NEW WELLS BE CONSTRUCTED? YES NO
IF YES, HOW MANY _____ TOTAL MGD _____

Treatment

24. IS PROJECT RELATED TO A NEW WATER TREATMENT PLANT? YES NO
IF YES, PROVIDE THE PROPOSED DESIGN CAPACITY _____

25. IS PROJECT RELATED TO THE EXPANSION OF AN EXISTING WATER TREATMENT PLANT? YES NO

IF YES, PROVIDE THE CURRENT DESIGN CAPACITY _____ PROPOSED _____

26. IS THE PROJECT RELATED TO SECURITY AT THE WATER TREATMENT PLANT?
 YES NO IF YES, DESCRIBE: _____

27. CHECK THOSE THAT APPLY:

PRE-FILTRATION

VOCs

SOCs

FILTRATION (SWTR COMPLIANCE)

IOCs

RADIONUCLIDES

DISINFECTION PROCESS (CT MICROBIAL INACTIVATION)

SECs _____

DISINFECTION BY-PRODUCTS

Distribution

28. IS THE PROJECT RELATED TO A WATERLINE EXTENSION? YES NO

*(For the purposes of this questionnaire, a **waterline extension** is defined as the installation of new waterline where there was not previously any waterline. This is not to be confused with a **waterline replacement** where new line is installed in an area where there is already a line, due to the inadequate size, age, or condition of the existing waterline.)*

IF YES, PROVIDE THE NUMBER OF NEW CONNECTIONS PROJECTED _____

*(For the purposes of this questionnaire, a **new connection** is defined as setting a meter to a household or business that has relied on a well, water hauler, or cistern as their primary source for drinking water. Please do not include in this box, **existing customers** that will benefit from the project.)*

29. IS THE PURPOSE OF THE LINE EXTENSION TO LOOP THE EXISTING DISTRIBUTION SYSTEM? YES NO

TYPE OF PROJECT	LINE SIZE	LINEAR FEET
Replacement	12 inch	170
Replacement	8 inch	19,900
Replacement	6 inch	12,920

30. TOTAL LINEAR FEET OF NEW LINE: 32,990

31. LINE SIZE (INCHES) 2 3 4 6 8 10 GREATER THAN 10

32. IS THE PROJECT RELATED TO A WATERLINE IMPROVEMENT/REPLACEMENT?
 YES NO IF YES, PROVIDE THE TOTAL LINEAR FEET 32,990, BROKEN
DOWN AS FOLLOWS:

INADEQUATELY SIZED LINE 16,495 LF

LEAKS, BREAKS, RESTRICTIVE FLOW DUE TO AGE 16,495 LF

REPLACEMENT OF LEAD, COPPER, ASBESTOS-CEMENT LINES _____ LF

**Note: Most of water lines fall under both inadequately sized and age of pipe (leaks).*

33. IS THE PROJECT RELATED TO A WATER STORAGE TANK? YES NO

IF YES, INDICATE:

NUMBER OF NEW TANKS 0

NUMBER OF REHABILITATED TANKS 0

PRIMARY REASON FOR INCREASED STORAGE:

34. TOTAL GALLONS OF INCREASED STORAGE 0

35. TOTAL GALLONS OF EXISTING STORAGE IN SYSTEM 2,000,000

36. IS PROJECT RELATED TO A PUMP STATION? YES NO

IF YES, INDICATE:

NUMBER OF NEW PUMP STATIONS 0

NUMBER OF REHABILITATED PUMP STATIONS 0

(Identify number of pump stations rather than number of individual pumps.)

37. IS THE PUMP STATION TO BOOST PRESSURE? YES NO

38. IS THE PUMP TO FILL A STORAGE TANK? YES NO

39. IS THE PROJECT RELATED TO SECURITY WITHIN THE DISTRIBUTION SYSTEM?

YES NO

IF YES, DESCRIBE: _____

Contact Information

Authorized Official Information

TITLE Manager

FIRST NAME John LAST NAME Clark M.I. _____

MAILING ADDRESS PO Box 670

CITY Richmond COUNTY Madison STATE Kentucky ZIP 40476

PHONE 859.624.1735 FAX 859.623.8220

EMAIL madisoncounttyuti@bellsouth.net

Contact Person Information (i.e., Consulting Engineer, Project Administrator)

TITLE Project Engineer

FIRST NAME Kerry LAST NAME Odle M.I. S.

MAILING ADDRESS 400 East Vine Street, Suite 400

CITY Lexington COUNTY Fayette STATE Kentucky ZIP 40507

PHONE 859.254.6623 FAX 859.259.1877

EMAIL kodle@cmwaec.com

PURPOSE: The purpose of this questionnaire is to gather information concerning potential projects eligible for funding from the Drinking Water State Revolving Loan Fund (DWSRF). The DWSRF was established through amendments to the Safe Drinking Water Act (SDWA) to provide low-interest rate financing for water supply and distribution systems to meet the goals of the SDWA by addressing public health needs and compliance. This information will be used to develop a priority list of projects that will be eligible for assistance from the DWSRF. Please sign and date the questionnaire and submit to:

DRINKING WATER BRANCH OR amanda.veary@ky.gov
ATTN: DWSRF COORDINATOR
DIVISION OF WATER
200 FAIR OAKS
FRANKFORT, KY 40601


SIGNATURE

2-26-09
DATE

Economic Recovery Funds (ERF) - Project Consideration Form

This form MUST be completed and returned electronically to the Division of Water (DOW) no later than February 27, 2009 for any applicant to receive Economic Recovery Funds consideration. If the project is not currently ranked on the 2010 priority list, a Project Questionnaire and the additional required materials must be submitted to the DOW by February 27, 2009 to be ranked for ERF consideration. The Division of Water contacts for submittal of the above forms are listed below:

For Drinking Water Projects: **Amanda Yeary** Amanda.yeary@kv.gov
For Wastewater Projects: **Anshu Singh** anshu.singh@kv.gov

Applicant (Must be governmental entity): **Madison County Utilities District**
County: Madison

Project Name: **MCUD-Phase 3 Improvements**

WX / SX Number (required): WX21151033

Priority Ranking Information

Rank from 2010 Intended Use Plan (if applicable) N/A Score

Funding Information

Total Project Cost: \$1,190,225.00
Requested SRF Amount: \$940,225.00

If the SRF loan will not fully fund the project, is the remaining funding package complete? Yes N/A No

If yes, what are the other funding sources and the status of their commitments?

Funding Source	Amount	Status

Green Infrastructure Aspect of Project

If your project includes green infrastructure components (this includes water or energy efficiency improvements or other environmentally innovative activities), please provide the details of the "green" components and what dollar amount of the SRF loan requested, would be to fund these components.

SRF \$ Amount related to "green" component \$ 0.00

Provide details of "green components":

Ready-to-Proceed Verification

(Please see the below questions and check Yes or No)

	Yes	No
Have Plans and Specifications been approved by DOW?		X
Has the project received an E-Clearinghouse endorsement?	X	
Was the E-Clearinghouse Endorsement Conditional?		X
Has the Environmental Review been completed?		X
Does the project qualify for a Categorical Exclusion (CE)?	X	
Have the necessary permits been obtained for construction?		X
Have all land acquisitions and easements needed for the project been obtained?		X
Does the Project Profile description in WRIS accurately reflect the project?	X	
Is the system under sanction from any enforcement agency?		X
Does the system anticipate a rate increase related to the project's implementation?		X

Project Schedule and Milestone Dates

Milestones	For consideration, must be prior to date listed below	Date
Plans & Specifications Submission	4/17/09	05/15/09
Plans & Specifications Approval	8/1/09	07/01/09
E-Clearinghouse Submission		Submitted
E-Clearinghouse Endorsement		Approved
Environmental Review Completion	8/1/09	06/01/09
Proposed Bid Advertisement	10/1/09	07/15/09
Proposed Construction Start	2/16/10	09/15/09
Proposed Construction End Date	2/16/2012	06/15/10

Jobs Information

Please provide the anticipated number of jobs retained or created for this project? 26

Please provide contact information for questions relating to this form only:

Contact: Kerry S. Odle
Email: kodle@cmwaec.com
Telephone: 859.254.6623

Please execute below acknowledging that the information provided is the most recent available at the time of submission:

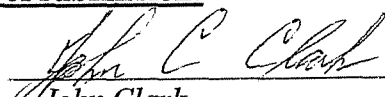
Signed: 
Name: John Clark
Title: Manager

Exhibit B

Final Project Cost Estimate

**As – Bid Project Cost
Water Line Improvements Phase 3 – A
Madison County Utilities District**

1. Newspaper Advertisements	\$500
2. Legal Expenses	\$5,000
3. Preliminary Engineering	\$10,000
4. Preparation and Obtaining Easements	\$30,000
5. Railroad Permit Preparation	\$5,000
6. Environmental	\$10,000
7. Engineering Design	\$67,772
8. Engineering Inspection	\$45,566
9. PSC Submittal	\$15,000
10. Biological Accessment	\$3,200
11. AT&T Anchor Relocation	\$5,000
12. Railroad Crossing Permit	\$22,000
13. Construction Cost	\$621,776
14. Contingencies	\$99,411
TOTAL	\$940,225

Exhibit C

Final Engineering Report

Final Engineering Report

Madison County Utilities District Improvements, Phase 3 – A

Madison County Utilities District

By

**CMW, Inc.
400 E. Vine Street
Suite 400
Lexington, KY 40507**

December 2011

TABLE OF CONTENTS

1. Bid Advertisement
2. Bid Tabulation
3. Minutes of Bid Opening
4. Engineer's Recommendation
5. Bid of Low Bidder
6. As-Bid Project Cost
7. Project Map

ADVERTISEMENT FOR BIDS

Madison County Utilities District

Separate sealed BIDS for Water Line Improvements, Phase 3 -A, will be received by the Owner at the office of Madison County Utilities District, 297 Michelle Drive, Richmond, Kentucky, until 11:00 a.m. on Tuesday, November 22, 2011 and then publicly opened and read aloud.

Construction shall consist of 195 LF of 12" PVC water line, 11,780 LF of 8" water line, 12,880 LF of 6" water line, water main, 14 connections to existing water line, 38 gate valves, 8 air relief valves, 23 fire hydrants, 420 LF of road bore with steel encasement, 580 LF of freebores, 2 directional bores, 5,610 LF of service piping, 1,392 LF of 2" road bore with PVC encasement, 129 reconnection of meters and all other necessary appurtenances.

The CONTRACT DOCUMENTS may be examined at the following locations:

CMW, Inc., 400 East Vine Street, Suite 400, Lexington, KY
Madison County Utilities District, 297 Michelle Drive, Richmond, KY
AGC/McCraw Hill Construction/Dodge Plan Room, 950 Contract Street, Suite 100A, Lexington, Kentucky
AGC/McCraw Hill Construction/Dodge Plan Room, 922 North Main Street, 2nd Floor, London, Kentucky
Reed Construction Data/ABC Plan Room, 2020 Liberty Road, Suite 110, Lexington, Kentucky
Reed Construction Data/ABC Plan Room, 1810 Taylor Avenue, Louisville, Kentucky
Reed Construction Data/ABC Plan Room, 7265 Kenwood Drive, Cincinnati, Ohio
Allied Construction, 1010 Yale Avenue, Cincinnati, Ohio
Builders Exchange, 225 Walton Avenue, Suite 100, Lexington, Kentucky
Builders Exchange, 2300 Meadow Drive, Louisville, Kentucky

Copies of the CONTRACT DOCUMENTS may be obtained from Lynn Imaging, 328 Old East Vine Street, Lexington, KY 40507, phone 859/255-1021 upon the following non-refundable payment of \$70.00 for each set. Make checks payable to CMW, Inc.

If bidding documents are requested to be sent by mail, an additional fee will be charged for each set to cover cost of handling and postage. This check shall be made payable to Lynn Imaging.

The Owner reserves the right to waive any informalities or to reject any or all bids. Each bidder must deposit with his bid, security in the amount, form and subject to the conditions provided in the Information for Bidders.

No bidder may withdraw his bid within 90 days after the actual date of the opening thereof.

Award will be made to the lowest responsive, responsible Bidder unless all bids are rejected.

Each bidder agrees to abide with Title VI of the Civil Rights Act of 1964, the Anti-Kickback Act, and the Contract Work Hours Standard Act.

Each bidder must comply with the President's Executive Order No. 11246 as amended which prohibits discrimination in employment regarding race, creed, color, sex or national origin and must certify compliance of any previous work under President's Executive Order No. 11246 as amended. The contractor/subcontractor will comply with 41 CFR 60-4 in regard to affirmative action, to insure equal opportunity to females and minorities and will apply the timetable and goal set forth in 41 CRF 60-4.

Each bidder will make positive efforts to use small, minority, woman owned and disadvantaged businesses.

This contract is being funded in part with the Kentucky Infrastructure Authority Federally Assisted Drinking Water Revolving Fund Loan.

November 7, 2011
Date

MADISON COUNTY UTILITIES DISTRICT
RICHMOND, KENTUCKY

CMW, INC.
400 EAST VINE STREET
SUITE 400
LEXINGTON, KENTUCKY 40507



400 EAST VINE, SUITE 400
LEXINGTON, KENTUCKY 40507

PROJECT: WATER LINE IMPROVEMENTS PHASE 3A
MADISON COUNTY UTILITIES DISTRICT

ENGINEER ESTIMATE \$728,000.00


BID DATE: November 23, 2011 11:00 AM

Bid Tabulation

BIDDER	BID BOND	ADDENDUM #1	BASE BID	ITEM #34 & 35 BID (DEDUCT)	ITEM #34 & 35 BID FROM ADDENDUM (ADD)	TOTAL ADJUSTED BID	NOTES
Akins Excavating	X	X	\$659,079.50	\$400.00	\$57,000.00	\$715,679.50	Corrected math error
Clay Pipeline Inc.	X	X	\$761,267.00	Same	Same	\$761,267.00	
Cleary Construction Inc	X	X	\$1,079,226.00	Same	Same	\$1,079,226.00	
D & H Contracting							
Ford Contracting Inc							
H2O Construction							
Kenny Inc.				Same	Same	\$729,883.10	
Packs Inc.	X	X	\$729,883.10	Same	Same	\$653,295.00	
Southern Backhoe Inc.	X	X	\$653,295.00	Same	Same	\$621,775.50	
Slotts Construction Co. Inc	X	X	\$621,775.50	Same	Same	\$1,208,748.11	
Todd Johnson Contracting	X	X	\$1,208,748.11	Same	Same	\$800,444.00	
Twin States Utilities Inc.	X	X	\$800,444.00	Same	Same		
Underground Solutions							
Walter Martin Excavating, Inc.	X	X	\$685,721.00	Same	Same	\$685,721.00	

I CERTIFY THAT THE ABOVE IS A TRUE AND ACCURATE TABULATION OF THE BIDS RECEIVED FOR THIS PROJECT ON THE DATE LISTED ABOVE.

CMW, INC.
By: _____



TO: Jim Carr, Chairman
Madison County Utilities District

FROM: Kerry Odle
CMW, Inc.

DATE: December 2, 2011

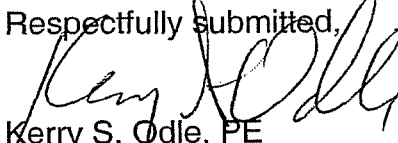
RE: Water Line Improvements, Phase 3 – A

SUBJECT: Bid Opening Minutes

Bids were accepted by Madison County Utilities District until 11:00 a.m. on Wednesday, November 23, 2011. At 11:00 a.m. Kerry Odle, Project Engineer, stated that no further bids will be accepted. Mr. Odle thanked all bidders for their bids and introduced John Clark, Manager of Madison County Utilities District.

Mr. Odle opened and read aloud the bids shown on the attached "Bid Tabulation". The apparent low bidder was announced as Stotts Construction Co. Inc. with a bid of \$621,775.50. The Engineer Estimate was announced as \$728,000.00.

Attached is a list of attendees who were present at the bid opening with no further business, the bid opening was complete.

Respectfully submitted,

Kerry S. Odle, PE
Project Engineer

attachment
c: File w/a



ARCHITECTURE ENGINEERING INTERIOR DESIGN LANDSCAPE ARCHITECTURE

400 East Vine Street, Suite 400, Lexington, KY 40507 859 254 6623 Fax 859 259.1877
www.cmwaec.com

DATE: NOVEMBER 22, 2011 11:00 AM

PROJECT: WATER LINE IMPROVEMENTS PHASE 3A
MADISON COUNTY UTILITIES DISTRICT

PROJECT NO.	Name	Company / Organization	Address	Phone & Fax	Email Address
	Kenny Oelt	cmw	Lexington	859-254-6623	KOelt@cmwinc.com
	Gene Case	Twin States		859-358-2493	
	Nolan Walker	Walter Martin Exc.	Richmond	859-661-2038	
	Rob Moore	Ferguson Waterworks	611 S. Kennelwood	859-624-2800	
	DAVID T. BAILEY	Utility Service		606-336-4224	d.bailey@utilityservice.com
	MIKE MIAY	Southern Backhoe Int.	528 W. Main St Campbellsville, Ky	278-789-9986	southernbackhoe@win.com
	Ryan Taliaferro	HD Supply Waterworks	Lexington	859-253-3404	ryan.taliaferro@hdsupply.com
	DAVE NEWTRICK	Hayes Pipe Supply		859-231-8323	
	Chip Hart	PACKS	morehead	606-782-7179	

December 2, 2011

Mr. Jim Carr, Chairman
Madison County Utilities District
P.O. Box 670
Richmond, KY 40476-0670

RE: Water Line Improvement, Phase 3-A
Madison County Utilities District


Dear Jim,

I have reviewed all bids and found one math error which did not effect the low bidder. The low bidder was Stotts Construction Co. Inc. with a total bid of \$621,775.50. Stotts Construction Co. Inc. has been the contractor on at least five different water line project for me. All their work has been of the highest quality and within the time limits of the contract. They are extremely cooperative during the construction and I highly recommend them for this project. Their bid is within the budget for this project.

I recommend that the bid be awarded to Stotts Construction Co. Inc. for the bid price of \$621,775.50. Attached is a Bid Tabulation for this project.

If you have any questions or need any additional information, please feel free to contact me.

Sincerely,



Kerry Odle, PE

attachment
c: File w/a

CMW inc.

ARCHITECTURE ENGINEERING INTERIOR DESIGN LANDSCAPE ARCHITECTURE

400 East Vine Street, Suite 400, Lexington, KY 40507 859.254.6623 Fax 859.259.1877
www.cmwaec.com

CMW inc.

BID

WATER LINE IMPROVEMENTS, PHASE 3 -A
MADISON COUNTY UTILITIES DISTRICT

Proposal of STBBS CONSTRUCTION CO INC (hereinafter called "BIDDER"), a corporation organized and existing under the laws of the State of KENTUCKY doing business as A CORPORATION *.

To the Madison County Utilities District (hereinafter called "OWNER").

In compliance with your Advertisement for Bids, BIDDER hereby proposes to perform all WORK for the construction of Water Line Improvements, Phase 3 - A, and in strict accordance with the CONTRACT DOCUMENTS, within the time set forth therein, and at the prices stated below.

By submission of this BID, the BIDDER certifies, and in the case of a joint BID each party thereto certifies as to its own organization, that this BID has been arrived at independently, without consultation, communication, or agreement as to any matter relating to this BID with any other BIDDER or with any competitor.

Bidder hereby agrees to commence work under this contract on or before a date to be specified in the NOTICE TO PROCEED and to fully complete the project within 120 consecutive calendar days. BIDDER further agrees to pay as liquidated damages, the sum of \$500 for each consecutive calendar day thereafter as hereinafter provided in Section 15 of the General Conditions.

* Insert "a corporation", "a partnership", or "an individual" as applicable.

**WATER LINE IMPROVEMENTS, PHASE 3 - A
MADISON COUNTY UTILITIES DISTRICT**

BIDDER acknowledges receipt of the following ADDENDUM:

No. _____ Dated _____ No. _____ Dated _____

No. _____ Dated _____ No. _____ Dated _____

BIDDER agrees to perform all the work described in the CONTRACT DOCUMENTS for the following unit prices:

NOTE: (1) BIDS shall include sales tax and all other applicable taxes and fees.

(2) Breakdown of work is for general information. Any work shown on Drawings and/or specified but not listed below shall be included in total base bid. Cost of items of work not specifically described below may be added to related bid item(s) at bidder's discretion.

BID SCHEDULE

Part I. Base Bid

ITEM NO.	DESCRIPTION	ESTIMATED QUANTITY	UNIT	UNIT PRICE	TOTAL AMOUNT
1.	12" PVC Water Main Class 200	195	LF	\$ 25.00	\$ 4,875.00
2.	8" PVC Water Main Class 200	11,170	LF	\$ 10.35	\$ 115,609.50
3.	8" DI Water Main w/polyethylene sleeve	400	LF	\$ 27.00	\$ 10,800.00
4.	8" HDPE DR 11	210	LF	\$ 23.00	\$ 4,830.00
5.	6" PVC Water Main Class 200	12,880	LF	\$ 8.25	\$ 106,260.00
6.	12" Connection to Existing Water Line (Dry Tap)	1	EA	\$ 1,600.00	\$ 1,600.00
7.	8" Connection to Existing Water Line (Dry Tap)	2	EA	\$ 1,370.00	\$ 2,740.00
8.	6" Connection to Existing Water Line (Dry Tap)	3	EA	\$ 1,500.00	\$ 4,500.00
9.	4" Connection to Existing Water Line (Dry Tap)	3	EA	\$ 1,300.00	\$ 3,900.00
10.	Connection to Existing 8" Water Line (Wet Tap)	1	EA	\$ 2,800.00	\$ 2,800.00
11.	Connection to Existing 6" Water Line (Wet Tap)	2	EA	\$ 2,300.00	\$ 4,600.00

WATER LINE IMPROVEMENTS, PHASE 3 - A
MADISON COUNTY UTILITIES DISTRICT

ITEM NO.	DESCRIPTION	ESTIMATED QUANTITY	UNIT	UNIT PRICE	TOTAL AMOUNT
12.	Connection to Existing 4" Water Line (Wet Tap)	2	EA	\$ 1,700.00	\$ 3,400.00
13.	12" MJ Gate Valve, Complete with Box and Cover	1	EA	\$ 2,100.00	\$ 2,100.00
14.	8" MJ Gate Valve, Complete with Box and Cover	15	EA	\$ 1,300.00	\$ 19,500.00
15.	6" MJ Gate Valve, Complete with Box and Cover	16	EA	\$ 1,000.00	\$ 16,000.00
16.	4" MJ Gate Valve, Complete with Box and Cover	3	EA	\$ 1,000.00	\$ 3,000.00
17.	3" MJ Gate Valve, Complete with Box and Cover	1	EA	\$ 900.00	\$ 900.00
18.	8" Gate Valve with By-Pass Meter	1	EA	\$ 1,800.00	\$ 1,800.00
19.	6" Gate Valve with By-Pass Meter	1	EA	\$ 1,500.00	\$ 1,500.00
20.	Fire Hydrant, Complete with Gate Valve	23	EA	\$ 3,000.00	\$ 69,000.00
21.	Air Relief Valve	8	EA	\$ 900.00	\$ 7,200.00
22.	Reconnect/Relocate of Ex. ARV	3	EA	\$ 1,000.00	\$ 3,000.00
23.	Connection to Ex. Fire Hydrant	3	EA	\$ 1,500.00	\$ 4,500.00
24.	Connection to Ex. Fire Vault	1	EA	\$ 1,700.00	\$ 1,700.00
25.	Jack and Bore with Steel Encasement Pipe for 12" Water Line	120	LF	\$ 190.00	\$ 22,800.00
26.	Jack and Bore with Steel Encasement Pipe for 8" Water Line	60	LF	\$ 120.00	\$ 7,200.00
27.	Jack and Bore with Steel Encasement Pipe for 6" Water Line	240	LF	\$ 95.00	\$ 22,800.00
28.	Freebore for 8" Water Line	332	LF	\$ 40.00	\$ 13,280.00
29.	Freebore for 6" Water Line	248	LF	\$ 40.00	\$ 9,920.00

WATER LINE IMPROVEMENTS, PHASE 3 - A
MADISON COUNTY UTILITIES DISTRICT

ITEM NO.	DESCRIPTION	ESTIMATED QUANTITY	UNIT	UNIT PRICE	TOTAL AMOUNT
30.	Open Cut with Steel Encasement for 12" Water Line	14	LF	\$ 75.00	\$ 1,050.00
31.	Open Cut with Steel Encasement for 8" Water Line	24	LF	\$ 50.00	\$ 1,200.00
32.	Creek Crossing for 8" Water Line with PVC Encasement and Concrete	28	LF	\$ 60.00	\$ 1,680.00
33.	Creek Crossing for 6" Water Line with PVC Encasement Concrete	94	LF	\$ 40.00	\$ 3,760.00
34.	Directional Bore (Drowning Creek) with 8" PE Carrier Pipe	1	LF	\$ 36,000.00	\$ 36,000.00
35.	Directional Bore (Log Lick Fork) with 8" PE Carrier Pipe	1	LF	\$ 11,700.00	\$ 11,700.00
36.	Open Cut with PVC Encasement for 8" Water Line	50	LF	\$ 50.00	\$ 2,500.00
37.	Concrete Encasement	10	LF	\$ 20.00	\$ 200.00
38.	Extra Crushed Stone Bedding	100	TONS	\$ 15.00	\$ 1,500.00
39.	3/4" PE Service Line	1,560	LF	\$ 4.25	\$ 6,630.00
40.	1" PE Service Line	4,050	LF	\$ 4.50	\$ 18,225.00
41.	Road Bore for 1" PE with 2" PVC Encasement Pipe	1,392	LF	\$ 8.00	\$ 11,136.00
42.	Reconnect Meters	119	EA	\$ 370.00	\$ 44,030.00
43.	Relocate Meters	10	EA	\$ 650.00	\$ 6,500.00
44.	Reconnect/Relocate By Pass Meters	3	EA	\$ 1,150.00	\$ 3,450.00

Total Part I. Base Bid:

\$ 482,775.50

(USE FIGURES)

Six hundred twenty one thousand seven hundred seventy five dollars and 50/100

(USE WORDS)

TOTAL AMOUNTS SHALL BE SHOWN IN BOTH WORDS AND FIGURES. IN CASE OF DISCREPANCIES, THE AMOUNT AS WRITTEN IN WORDS SHALL GOVERN.

The above price shall include all labor, materials, bailing, shoring, removal, overhead, profit, insurance, etc., to cover the finished work of the several kinds called for. Changes shall be processed in accordance with the General Conditions.

Award of the Contract will be based on the lowest and best Total Bid for Part I: Base Bid.

The Bidder agrees that the Owner reserves the right to delete the whole or any part of the project from the Contract.

The Bidder understands that the Owner reserves the right to reject any or all bids and to waive any informalities in the bidding.

The Bidder agrees that this bid shall be good and may not be withdrawn for a period of ninety (90) calendar days after the scheduled closing time for receiving bids.

Upon receipt of written notice of the acceptance of this bid, Bidder will execute the formal contract attached within ten (10) days and deliver a surety bond or bonds as required by Article 22 of the General Conditions.

Respectfully submitted:

STOTTS CONSTRUCTION CO INC.
(Name of Contracting Firm)

BY: Patrick Stotts

TITLE: PRESIDENT

ADDRESS: 203 BLAKESVILLE ST. STE 17
PO BOX 1689, COLUMBIA KY 42728

DATE: NOVEMBER 22, 2011

N/A
License No. (if applicable)

Seal (If Bid by Corporation)

Attest: Conrad Stotts

END BID FORM

**WATER LINE IMPROVEMENTS, PHASE 3-A
MADISON COUNTY UTILITIES DISTRICT**

Addendum Number One

Water Line Improvements, Phase 3-A

For

Madison County Utilities District
Richmond, Kentucky

November 22, 2011

Engineer: CMW, Inc.
400 East Vine
Lexington, Kentucky
(859) 254-6623

TO: All Planholders of Record

This addendum, a form part of the Contract Documents and modifies the original Contract Documents dated August, 2011, as noted below. Failure to include this addendum in your Bid may result in disqualification of the bid. This addendum consists of two pages.

1. BIDDING & CONTRACT DOCUMENTS

- A. Section 00010 Advertisement for Bid, Paragraph 1 and Section 00100 Information for Bidders, Paragraph 1. Due to the error in the Bid Form. Bid Opening will be delayed to 11:00 am on Wednesday, November 23, 2011. Bids maybe submitted at original bid time, but this addendum will need to be included in a separate envelope or faxed to Madison County Utilities District at 859-623-8220.
- B. Section 00200 – Bid, Items 34 and 35 in Bid shows the unit as being LF but should have been LS. Revised bids for items 34 and 35 or as follows:

Item No.	Description	Estimated Quantities	Unit	Unit Price	Total Amount
34.	Directional Bore (Drowning Creek) with 8" PE Carrier Pipe	1	L.S.	\$ <u>36,000.00</u>	\$ <u>36,000.00</u>
35.	Directional Bore (Log Lick Fork) with 8" PE Carrier Pipe	1	L.S.	\$ <u>11,700.00</u>	\$ <u>11,700.00</u>

- C. Addendum Number One must be included in your bid or delivered in separate envelope or faxed to Madison County Utilities at 859-623-8220 before 11:00 am on Wednesday, November 23, 2011. At Bid Opening, Bid will be adjusted to include Addendum Number One in your Bid.

**WATER LINE IMPROVEMENTS, PHASE 3-A
MADISON COUNTY UTILITIES DISTRICT**

Respectfully Submitted.

STOTTS CONSTRUCTION CO. INC
Name of Contractor Firm

BY: Porter Stotts, Jr.

TITLE: PRESIDENT

ADDRESS: 203 BURRESVILLE STREET, STE 17
P.O. BOX 1489 COLUMBIA KY 42728

DATE: NOVEMBER 23, 2011

N/A
License No. (if applicable)

End of Addendum Number One

As-Bid Project Cost
Water Line Improvements Ph 3-A
Madison County Utilities District

1.	Newspaper Advertisements	\$ 500
2	Legal Expenses	\$ 5,000
3	Preliminary Engineering Expense	\$ 10,000
4	Preparation and Obtaining Easements	\$ 30,000
5	Railroad Permit Preparation	\$ 5,000
6.	Environmental	\$ 10,000
7	Engineering Design	\$ 67,772
8	Engineering Inspection	\$ 45,566
9.	PSC Submittal	\$ 15,000
10	Biological Assessment	\$ 3,200
11	A.T.T Anchor Re location	\$ 5,000
12	Railroad Crossing Permit	\$ 22,000
13.	Construction Cost	\$ 621,776
14	Contingencies	\$ 99,411
	T	
	Total	\$ 940,225

**As – Bid Project Cost
Water Line Improvements Phase 3 – A
Madison County Utilities District**

1. Newspaper Advertisements	\$500
2. Legal Expenses	\$5,000
3. Preliminary Engineering	\$10,000
4. Preparation and Obtaining Easements	\$30,000
5. Railroad Permit Preparation	\$5,000
6. Environmental	\$10,000
7. Engineering Design	\$67,772
8. Engineering Inspection	\$45,566
9. PSC Submittal	\$15,000
10. Biological Accessment	\$3,200
11. AT&T Anchor Relocation	\$5,000
12. Railroad Crossing Permit	\$22,000
13. Construction Cost	\$621,776
14. Contigencies	\$99,411
TOTAL	\$940,225

NORTH
 SCALE 1" = 2000 FEET
 RICHMOND NORTH TOPOGRAPHIC QUAD

RAILROAD BORE
 AT REDHOUSE

(PROPOSED 12" WATER MAIN TO
 REPLACE EXISTING 4" WATER LINE)

DIRECTION BORE
 AT HILLCREST

(PROPOSED 8" WATER MAIN TO
 REPLACE EXISTING 6" WATER LINE)

CONCORD ROAD
 CREEK CROSSING

(PROPOSED 6" WATER MAIN TO
 REPLACE EXISTING 6" WATER LINE)

FAILURE TO ASK BY
 DESIGN REPRESENTATIVE VIA
 TO OBTAIN PERMITS
 THE USER ASSUMES ALL
 LIABILITY FOR ANY AND ALL
 DAMAGES, LOSSES AND
 EXPENSES, INCLUDING
 ATTORNEY'S FEES, THAT
 MAY BE INCURRED BY ANY
 PARTY AS A RESULT OF
 THE USER'S FAILURE TO
 OBTAIN NECESSARY
 PERMITS OR VIOLATION OF
 ANY APPLICABLE LAWS
 OR REGULATIONS.

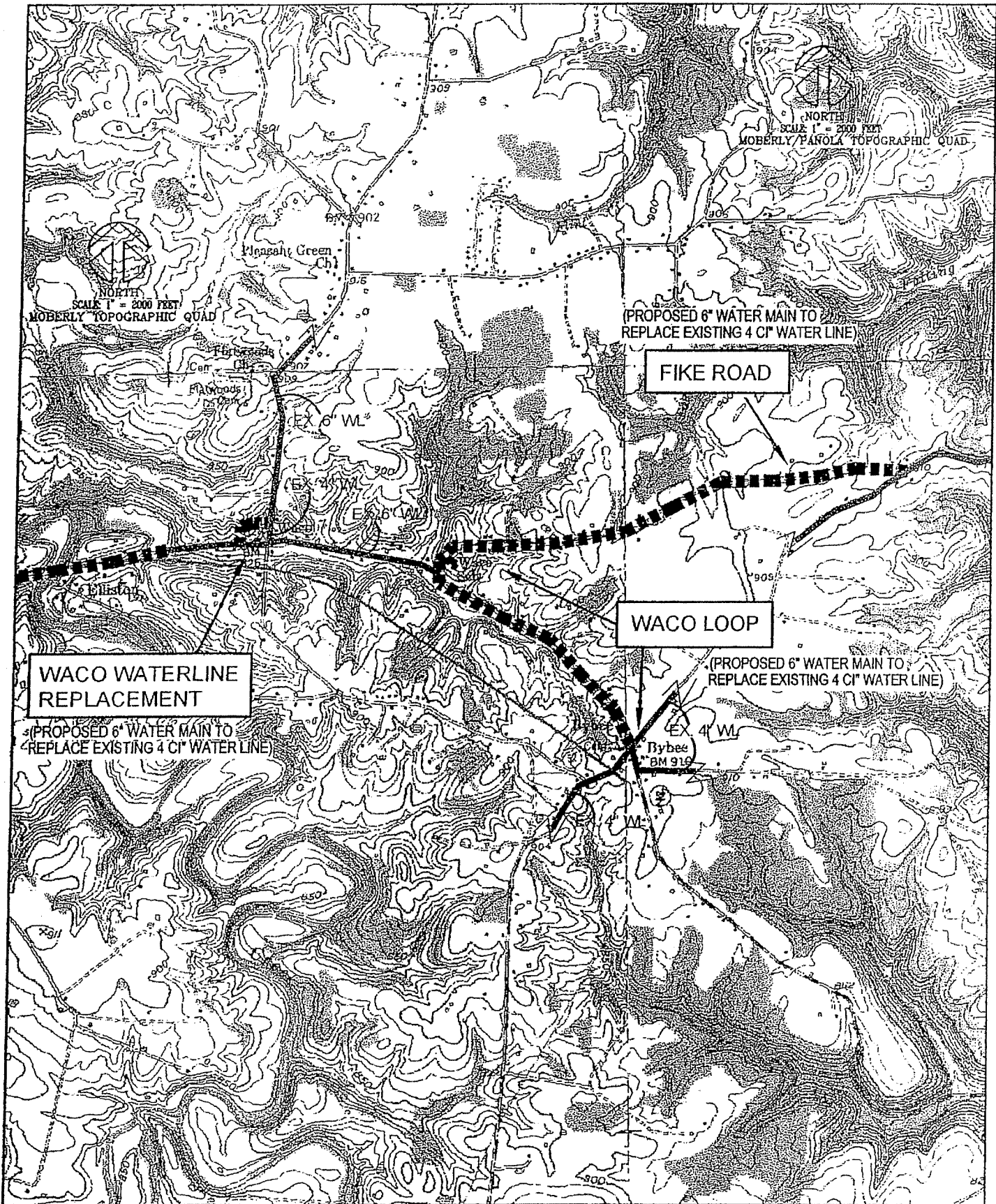
CMW inc.

136 N Keeneland Dr., Ste E, Richmond, KY 40475
 Voice 859 623 2966 Fax 859 623 0285

REDHOUSE AND CONCORD ROADS
 MADISON COUNTY UTILITIES DISTRICT
 PHASE 3 IMPROVEMENTS
 RICHMOND, KENTUCKY

Dwg: P30458/Primary/Prop/ASIS
 Project Number
 07458.01
 © 2001 CMW
 1
 Plot Date: 6/4/07

Notes:



FAILURE TO ABIDE BY
DESIGN DOCUMENTS OR
TO OBEY ORDINANCE
MAY BE PENALIZED BY THE
STATE OF KENTUCKY
AS PROVIDED BY KRS 192.020
AND KRS 192.021
DESIGNED BY CMW INC.
CHECKED BY J. W. HARRIS
APPROVED BY J. W. HARRIS
DATE 08/04/07

CMW inc.

138 N Keeneland Dr. Ste E, Richmond, KY 40475
Voice 859.623.2966 Fax 859.623.0886

FIKE RD/WACO LOOP WL REPLACEMENT

MADISON COUNTY UTILITIES DISTRICT
PHASE 3 IMPROVEMENTS
MADISON COUNTY - KENTUCKY

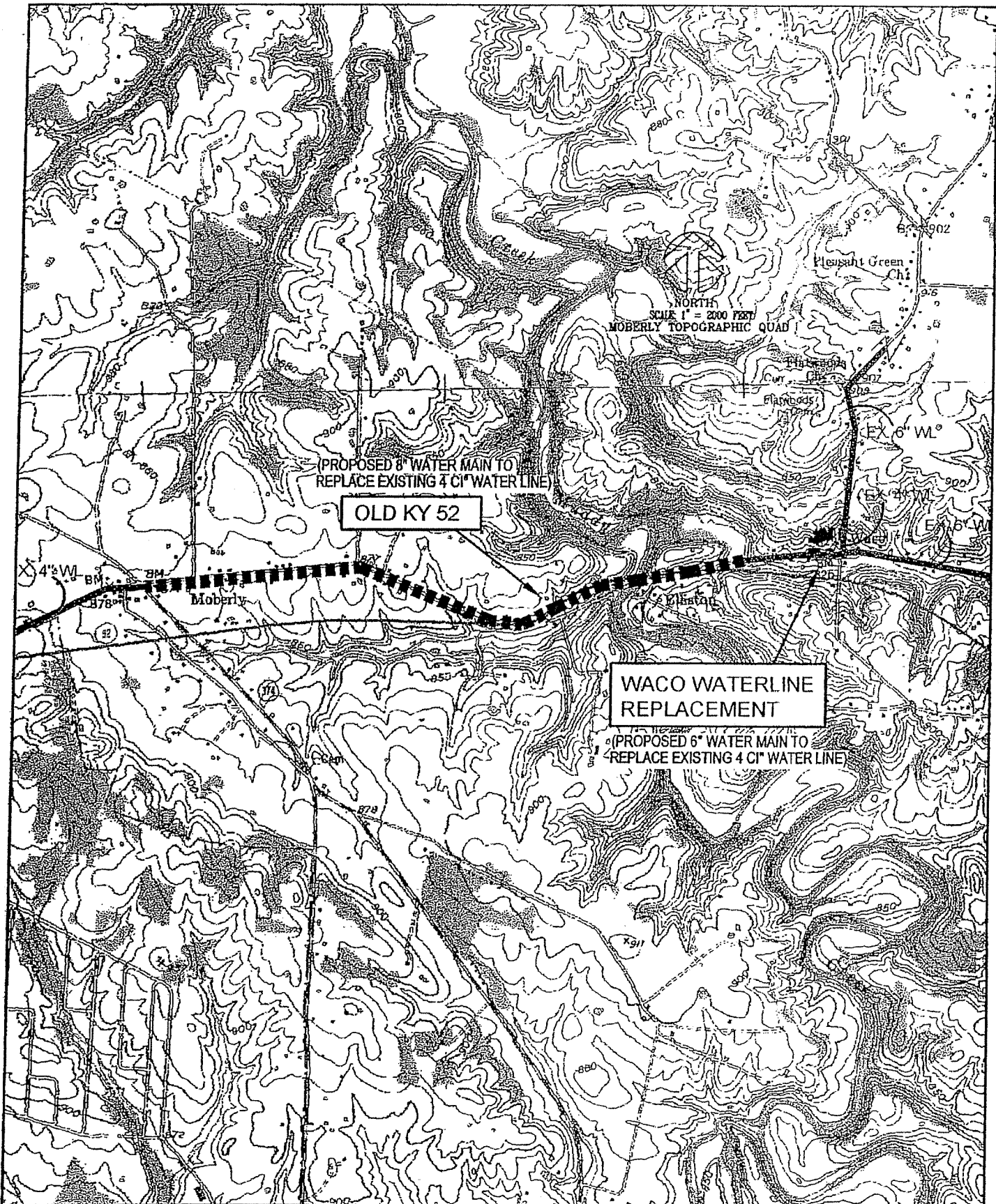
Dwg: p07458/PreliminaryDwg/16503

Project Number
07458.01

© 2001 CMW

2

Plot Date: 08/04/07



FAILURE TO ADHERE BY
DESIGN DOCUMENTS OR
TO OBTAIN CONFORMANCE

THE DESIGN PROFESSIONAL ENGINEER
OR ARCHITECT IS NOT RESPONSIBLE FOR
CONSTRUCTION OF THIS PROJECT UNLESS
HE OR SHE HAS BEEN ADVISED IN WRITING
BY THE CLIENT OF ANY CHANGES TO
THE DESIGN DOCUMENTS AND HAS
CONSENTED TO SUCH CHANGES IN WRITING.
THIS DOCUMENT IS THE PROPERTY OF
CMW INC. AND IS NOT TO BE REPRODUCED
OR COPIED IN ANY MANNER WITHOUT
THE WRITTEN PERMISSION OF CMW INC.

CMW inc.

130 N. Keeneland Dr., Ste E, Richmond, KY 40475
Voice 859.623.2966 Fax 859.623.0986

KY 52/WACO WL REPLACEMENT

MADISON COUNTY UTILITIES DISTRICT
PHASE 3 IMPROVEMENTS
MADISON COUNTY - KENTUCKY

Dwg: 07458/Prelim/Dep/US63

Project Number
07458.01

© 2001 CMW

3

Plot Date: 6/4/07

Exhibit D

KIA Conditional Commitment Letter



KENTUCKY INFRASTRUCTURE AUTHORITY

1024 Capital Center Drive, Suite 340
Frankfort, Kentucky 40601
Phone (502) 573-0260
Fax (502) 573-0157
<http://kia.ky.gov>

Steven L. Beshear
Governor

John E. Covington III
Executive Director

December 14, 2010

Mr. John Clark, Manager
Madison County Utilities District
P.O. Box 670
Richmond, KY 40475

**KENTUCKY INFRASTRUCTURE AUTHORITY
FEDERALLY ASSISTED DRINKING WATER REVOLVING LOAN FUND
CONDITIONAL COMMITMENT LETTER (F10-04)**

Dear Mr. Clark:

The Kentucky Infrastructure Authority ("the Authority") commends your efforts to improve public service facilities in your community. On December 9, 2010, the Authority approved your loan for the Madison County Improvements - Phase III project subject to the conditions stated below. The total cost of the project shall not exceed \$940,225 of which the Authority loan shall provide \$940,225 of the funding. The final loan amount will be equal to the Authority's portion of estimated project cost applied to the actual project cost. Attachment A incorporated herein by reference fully describes the project.

An Assistance Agreement will be executed between the Authority and the Madison County Utilities District upon satisfactory performance of the conditions set forth in this letter. A period of twelve months from the date of this letter (12/14/2011) will be allowed for you to meet the conditions set forth in this letter and enter into an Assistance Agreement. A one-time extension of up to six months may be granted for applicants that experience extenuating circumstances. Funds will be available for disbursement only after execution of the Assistance Agreement.

The Assistance Agreement and this commitment shall be subject, but not limited to, the following terms:

1. The Authority project loan shall not exceed \$940,225.

2. The loan shall bear interest at the rate of 2% per annum commencing with the first draw of funds.
3. The loan shall be repaid over a period not to exceed 20 years from the date the loan is closed.
4. Interest shall be payable on the amount of actual funds received. The first payment shall be due on June 1 or December 1 immediately succeeding the date of the initial draw of funds, provided that if such June 1 or December 1 shall be less than three months since the date of the initial draw of funds, then the first interest payment date shall be the June 1 or December 1 which is at least six months from the date of the initial draw of funds. Interest payments will be due each six months thereafter until the loan is repaid.
5. Full principal payments will commence on the appropriate June 1 or December 1 within twelve months from initiation of operation. Full payments will be due each six months thereafter until the loan is repaid.
6. A loan servicing fee of 0.25% of the annual outstanding loan balance shall be payable to the Authority as a part of each interest payment.
7. Loan funds will be disbursed after execution of the Assistance Agreement as project costs are incurred.
8. The Authority loan funds must be expended within six months of the official date of initiation of operation.
9. Fund "F" loan funds are considered to be federal funds. OMB Circular A-133, "Audits of States, Local Governments and Non-Profit Organizations, requires that all recipients and subrecipients **expending \$500,000 or more in a year in federal awards must have a single or program-specific audit conducted for that year** in accordance with the Circular. If the federal amount expended plus all other federal funds expended exceeds the threshold, you are required to arrange for an A-133 audit to be performed by an independent, licensed CPA, or in special cases, the Auditor of Public Accounts of the Commonwealth of Kentucky. The Authority requires an annual audit to be preformed for the life of the loan.

The following is a list of the standard conditions to be satisfied prior to execution of the Assistance Agreement or incorporated in the Assistance Agreement. Any required documentation must be submitted to the party designated.

1. The Authority to Award (bid) package must be submitted to the Division of Water for approval within 14 days of bid opening.
2. The Assistance Agreement must be executed within six (6) months from bid opening.
3. The Borrower must agree to expend all Authority loan funds within six months of the date of initiation of operation.
4. Documentation of final funding commitments from all parties other than the Authority as reflected in the credit analysis shall be provided prior to preparation of the Assistance Agreement and disbursement of the loan monies. Rejections of any anticipated project funding shall be immediately reported and may cause this loan to be subject to further consideration.
5. The loan must undergo review by the Capital Projects and Bond Oversight Committee of the Kentucky Legislature prior to the state's execution of the Assistance Agreement. The committee meets monthly on the third Tuesday. At this time we know of no further submission required for their review; however, they may request information as needed.
6. Any required adjustment in utility service rates shall be adopted by ordinance, municipal order or resolution by the appropriate governing body of the Borrower. Public hearings as required by law shall be held prior to the adoption of the service rate ordinance, order, or resolution. Any required approvals by the Kentucky Public Service Commission shall be obtained.
7. All easements or purchases of land shall be completed prior to commencement of construction. Certification of all land or easement acquisitions shall be provided to the Division of Water.
8. The Borrower must complete and return to the Authority the attached "Authorization For Electronic Deposit of Vendor Payment" Form.
9. The Authority to Award Package documentation shall be submitted to and approved by DOW.
10. An environmental review shall be conducted by the Division of Water for all construction projects receiving DWSRF funds, within the term of this binding commitment and prior to project bid.
11. Technical plans and specifications and a complete DWSRF specifications checklist shall be approved by the Division of Water prior to project bid.

Mr. John Clark
December 14, 2010
Page 4

12. A clear site certificate shall be obtained and DOW representatives shall be notified for attendance of the pre-construction conference.
13. Project changes or additions shall require a complete environmental and change order review before they can be included in the DWSRF loan project.
14. The project shall use federal wage rates as described in the Davis/Bacon Act.

Any special conditions listed below and/or stated in Attachment A must be resolved.

Please inform the Authority of any changes in your financing plan as soon as possible. We wish you every success for this project which will benefit both your community and the Commonwealth as a whole.

Sincerely,



Sandy Williams
Financial Analyst

Attachments

cc: Kerry Odle, CMW, Inc.
Division of Water
Dirk Bedarff, Peck, Shaffer & Williams LLP
State Local Debt Office, DLG
Borrower File - Madison County Utilities District - F10-04

Please sign and return a copy of this letter indicating your acceptance of this commitment and its terms. Also attach the completed "Authorization For Electronic Deposit of Vendor Payment" Form.

Accepted

Date

**AUTHORIZATION FOR ELECTRONIC DEPOSIT
OF BORROWER PAYMENT
KENTUCKY INFRASTRUCTURE AUTHORITY
(FUND F10-04)**

Borrower Information:

Name: _____

Address: _____

City: _____ State: KY Zip: _____

Telephone: _____ Contact: _____

Federal I.D. # _____

Financial Institution Information:

Bank Name: _____

Branch: _____ Phone No: _____

City: _____ State: ____ Zip: _____

Transit / ABA No.: _____

Account Name: _____

Account Number: _____

I, the undersigned, authorize payments directly to the account indicated above and to correct any errors which may occur from the transactions. I also authorize the Financial Institution to post these transactions to that account.

Signature: _____ Date: _____

Name Printed: _____ Job Title: _____

Please return completed form to:

**Kentucky Infrastructure Authority
1024 Capital Center Drive, Suite 340
Frankfort, KY 40601
phone: 502-573-0260
fax: 502-573-0157**

ATTACHMENT A

**Madison County Utilities District
F10-04**

EXECUTIVE SUMMARY
KENTUCKY INFRASTRUCTURE AUTHORITY
FUND F, FEDERALLY ASSISTED DRINKING WATER
REVOLVING LOAN FUND

Reviewer: Sandy Williams
 Date: December 9, 2010
 KIA Loan Number: F10-04
 WRIS Number: WX21151033

BORROWER: MADISON COUNTY UTILITIES DISTRICT
 MADISON COUNTY

BRIEF DESCRIPTION:

This project is for various waterline improvements throughout the Madison County Utilities District (MCUD). Multiple creek crossing replacements will preserve the streambed integrity and prevent the current cycle of construction to fix frequent leaks. Obstructions in the creek beds will be eliminated when existing ductile iron (DI) water lines are relocated further below the creek channel and the stream bed is restored. Due to the conditions of the existing DI pipe, replacement will eliminate leaks and repairs to these water lines. The projects that make up this request are 1) Railroad Bore at Red House, 2) Red House Creek Crossing, 3) Waco/College Hill Water Line Replacement, 4) Concord Road Creek Crossing, 5) KY 52/Waco Loop Water Line Replacement, 6) Fike Road Water Line Replacement, and 7) Waco Loop to Drowning Creek.

PROJECT FINANCING:		PROJECT BUDGET	
Fund F Loan	\$ 940,225	Legal Expenses	5,000
		Engineering Fees	150,338
		Construction	720,975
		Contingency	41,912
		Other	22,000
TOTAL	\$ 940,225	TOTAL	\$ 940,225

REPAYMENT		Est. Annual	
Rate	2.00%	Payment	\$ 59,621
Term	20 years	1st Payment	6 Mo. after first draw

PROFESSIONAL SERVICES	
Engineer	CMW, Inc.
Bond Counsel	Peck, Shaffer, & Williams

PROJECT SCHEDULE	
Bid Opening:	January 26, 2011
Construction Start:	May 9, 2011
Construction Stop:	December 9, 2011

DEBT PER CUSTOMER	
Existing:	\$ 705
Proposed:	\$ 717

OTHER DEBT See Attached

OTHER STATE-FUNDED PROJECTS LAST 5 YRS See Attached

RESIDENTIAL RATES		Users	Avg. Bill
Current	10,052	\$	27.27 (for 4,000 gallons)
Additional	0	\$	27.27 (for 4,000 gallons)

REGIONAL COORDINATION This project is consistent with regional planning recommendations.

CASHFLOW	Cash Available for		Income after Debt	
	Debt Service	Debt Service	Service	Coverage Ratio
Audited 2002	460,496	274,147	186,349	1.68
Audited 2003	607,121	277,439	329,682	2.19
Audited 2004	550,077	310,026	240,051	1.77
Audited 2005	581,351	415,072	166,279	1.40
Audited 2006	690,457	485,677	204,780	1.42
Audited 2007	781,542	518,583	262,959	1.51
Audited 2008	877,034	226,430	650,604	3.87
Audited 2009	822,100	522,383	299,717	1.57
Prelim 2010	815,017	578,714	236,303	1.41
Projected 2011	839,392	591,445	247,947	1.42
Projected 2012	862,148	614,882	247,266	1.40
Projected 2013	888,009	641,926	246,083	1.38
Projected 2014	914,644	642,753	271,891	1.42
Projected 2015	942,079	642,069	300,010	1.47
Projected 2016	970,336	641,519	328,817	1.51

Reviewer: Sandy Williams
Date: December 9, 2010
Loan Number: F10-04

**KENTUCKY INFRASTRUCTURE AUTHORITY
DRINKING WATER REVOLVING LOAN FUND (FUND "F")
MADISON COUNTY UTILITIES DISTRICT, MADISON COUNTY
PROJECT REVIEW
WX21151033**

I. PROJECT DESCRIPTION

The Madison County Utilities District is requesting \$940,225 for various waterline improvements throughout the Madison County Utilities District (MCUD). Multiple creek crossing replacements will preserve the streambed integrity and permit the current cycle of construction to fix frequent leaks. Obstructions in the creek beds will be eliminated when existing ductile iron (DI) water lines are relocated further below the creek channel and the stream bed is restored. Due to the conditions of the existing DI pipe, replacement will eliminate leaks and repairs to these water lines. The projects that make up this request are as follows

- 1) Railroad Bore at Red House – construct new railroad bore with 12" water line to replace existing 4" water line under railroad to serve Union City Road.
- 2) Red House Creek Crossing – construct creek crossing for 8" water line to replace an existing water line which is exposed at bottom of creek
- 3) Waco/College Hill Water Line Replacement – replace 400 linear feet of 6" DI with PVC pipe due to frequent leaks and location of water line next to building.
- 4) Concord Road Creek Crossing – construct 6" water line crossing to replace an existing water line which is exposed at bottom of creek.
- 5) KY 52/Waco Loop Water Line Replacement – replace 11,800 linear feet of 4" cast iron (CI) pipe with 8" PVC due to leaks and the condition of the CI pipes due to acidic soil. The larger pipe size will also increase flow and pressure in Waco areas especially during peak usage.
- 6) Fike Road Water Line Replacement – replace 8,200 linear feet of 4" DI pipe with 6" PVC due to leaks, condition of pipe because of acidic soil and location of water line under pavement due to road widening. The larger pipe size will also increase flow and pressure in Waco areas especially during peak usage.
- 7) Waco Loop to Drowning Creek – replace 3,800 linear feet of DI pipe with 6" PVC due to leaks, condition of pipe because of acidic soil and location of water line under pavement due to road widening. The larger pipe size will also improve flows in the Bybee area.

II. PROJECT BUDGET

	<u>Total</u>
Legal Expenses	5,000
Engineering Fees	150,338
Construction	720,975
Contingency	41,912
Other	22,000
Total	\$ 940,225

III. PROJECT FUNDING

	<u>Amount</u>	<u>%</u>
Fund F Loan	\$ 940,225	100%
Total	\$ 940,225	100%

IV. KIA DEBT SERVICE

Construction Loan	\$ 940,225
Interest Rate	2.00%
Loan Term (Years)	20
Estimated Annual Debt Service	\$ 57,270
Administrative Fee (0.25%)	2,351
Total Estimated Monthly Debt Service	\$ 59,621

V. PROJECT SCHEDULE

Bid Opening:	January 26, 2011
Construction Start:	May 9, 2011
Construction Stop:	December 9, 2011

VI. CUSTOMER BREAKDOWN AND RATE STRUCTURE

<u>Customers</u>	<u>Total</u>
Residential	9,394
Commercial	653
Industrial	5
Totals	<u>10,052</u>

The monthly charge for water utility service is:

Date of Last Rate Increase	7/1/2009	7/1/2007
First 280 cu. ft. (min. bill)	\$15.17	\$13.05
Next 720 cu. ft.	4.75	4.07
Next 3,000 cu. ft.	4.53	3.87
Next 8,000 cu. ft.	4.34	3.70
Next 88,000 cu. ft.	4.15	3.53
Over 100,000 cu. ft.	3.84	3.26
Residential Bill for 4,000 gallons	\$27.27	\$23.42
Affordability (as a % of MHI)	1.00%	0.86%

VII. DEMOGRAPHICS

The Madison County Utility District serves the north, northeast, east, and southeast areas of Madison County and purchases wholesale water from the City of Richmond at a rate of \$2.14 per 100 cubic feet. The District's service area covers approximately 35,098 of Madison County's population of 70,872. In 2000, the County's Median Household Income (MHI) was \$32,861. The MHI for the Commonwealth is \$33,672. Based on MHI, the project will qualify for the 2% interest rate.

VIII. 2010 CAPITALIZATION GRANT EQUIVALENCIES

- 1) Green Project Reserve - This project qualifies for Green Project Reserve (GPR) funding for \$940,225. The breakdown of the GPR to the respective "green" categories is listed below:
 - a. Green Infrastructure - \$0
 - b. Water Efficiency - \$940,225
 - c. Energy Efficiency - \$0
 - d. Environmentally Innovative - \$0

- 2) Additional Subsidization – This project does not qualify for additional subsidization.

IX. FINANCIAL ANALYSIS (See Exhibit 1)

Financial information for the utility was obtained from audited financial statements for the years ended December 31, 2002 through 2009. Amounts for 2010 and thereafter are estimated.

HISTORICAL

Madison County Utility District (MCUD) is located in an area of the state that has experienced considerable growth over the last 10 years with population growth from 2000 to 2009 estimated at 17.5% (US Census). Revenues for the system increased an average of 6.5% from 2002 to 2009 from \$2,679,790 to \$3,895,665, respectively. This is primarily due to an average increase in customers per year of approximately 300 or 4%. While operating expense increases averaged 4.6% during the same period, MCUD maintained a debt coverage ratio in the range of 3.9 and 1.40. During the past three years the ratio has been in the 1.4 range with the exception of 2008 when it was 3.87. This spike was the result of a debt refinancing that reduced debt service for that year by approximately half. The balance sheet reflects adequate liquidity to support additional growth. Restricted accounts are maintained for operations and maintenance expenses, depreciation and bond sinking fund. The current ratio exceeds 1.0 and the number of days sales in receivables generally remains in the low 30 range.

PROJECTED

Projections are based on the following assumptions:

- Charges for services in 2010 through 2016 will increase by 3% each year
- Purchased water and operating expenses will increase by 3% each year
- The replacement reserve is \$2,351 annually for this project.
- Annual debt service on the new KIA loan will be \$59,621 beginning in December 2012.

Based on the above assumptions, the Madison County Utility District will meet the required cashflow through the projected years with a debt coverage ratio in the range of 1.38 to 1.51 for each year through 2016.

REPLACEMENT RESERVE

Based on the information provided in the application the annual replacement cost is \$2,350. A proportionate amount should be added to the replacement account each month until the balance reaches \$23,500 and maintained for the life of the loan.

X. DEBT OBLIGATIONS

	<u>Outstanding</u>	<u>Maturity</u>
KIA (F02-07)	\$2,613,817	Jun-25
KIA (F07-06)	1,105,016	Dec-29
Series 2008 Utility Revenue Bonds	3,370,000	2022
Total	\$7,088,833	

XI. OTHER STATE OF FEDERAL FUNDING IN PAST FIVE YEARS

<u>Project Title</u>	<u>Funding Source</u>	<u>Amount</u>	<u>Type</u>
MCUD Improvements - Phase III	HB608	\$250,000	Grant
MCUD Improvements - Phase II	KIA (F07-06)	\$1,004,560	Loan
MCUD Improvements - Phase II	HB380	\$500,000	Grant

XII. CONTACTS

Applicant

Name Madison County Utilities District
 Address P.O. Box 670
 Richmond, KY 40475
 County Madison
 Contact John Clark
 Phone (859) 624-1735
 Email madisoncountyuti@bellsouth.net

Applicant Contact

Name CMW, Inc.
Address 400 East Vine St., Suite 400
Lexington, KY 40507
Contact Kerry Odle
Phone (859) 254-6623
Email kodle@cmwaec.com

Engineer

Name Kerry Odle
Firm CMW, Inc.
Address 400 East Vine St., Suite 400
Lexington, KY 40507
Phone (859) 254-6623
Email kodle@cmwaec.com

XIII. RECOMMENDATIONS

KIA staff recommends approval of the loan with the standard terms and conditions.

EXHIBIT 1
MADISON COUNTY UTILITIES DISTRICT
CASH FLOW ANALYSIS (Dec 31)

	Audited 2002	% Change	Audited 2003	% Change	Audited 2004	% Change	Audited 2005	% Change	Audited 2006	% Change	Audited 2007	% Change
Operating Revenues												
Charges for Services	2,532,358	11%	2,818,089	3%	2,911,478	7%	3,103,660	2%	3,155,975	8%	3,414,939	6%
Miscellaneous	147,432	-11%	131,150	4%	135,982	25%	169,697	-15%	144,398	9%	156,673	17%
Total Revenues	2,679,790	10%	2,949,239	3%	3,047,460	7%	3,273,357	1%	3,300,373	8%	3,571,612	6%
Operating Expenses												
Purchased Water	1,408,905	6%	1,492,900	1%	1,510,328	8%	1,633,152	-1%	1,614,878	13%	1,819,567	7%
Operating Expenses	838,993	2%	856,501	17%	1,003,234	8%	1,083,931	3%	1,119,729	9%	1,216,968	-9%
Depreciation	269,090	7%	287,986	9%	314,650	11%	348,659	9%	380,551	9%	415,549	10%
Replacement Reserve												
Total Expenses	2,516,988	5%	2,637,387	7%	2,828,212	8%	3,065,742	2%	3,115,158	11%	3,452,084	2%
Net Operating Income	162,802	92%	311,852	-30%	219,248	-5%	207,615	-11%	185,215	-35%	119,528	133%
Non-Operating Income and Expenses												
Interest on Investments	28,604	-75%	7,283	63%	11,885	84%	21,915	28%	28,079	32%	36,983	20%
Other	0	#DIV/0!	0	#DIV/0!	4,294	-26%	3,162	2955%	96,612	117%	209,482	-54%
Total Non-Operating Income & Expenses	28,604	-75%	7,283	122%	16,179	55%	25,077	397%	124,691	98%	246,465	-43%
Add Non-Cash Expenses												
Depreciation	269,090	7%	287,986	9%	314,650	11%	348,659	9%	380,551	9%	415,549	10%
Cash Available for Debt Service	460,496	32%	607,121	-9%	550,077	6%	581,351	19%	690,457	13%	781,542	12%
Debt Service (enter as positive #'s)												
Existing Debt	274,147		277,439		310,026		415,072		485,677		518,583	
Proposed KIA Loan					310,026		415,072		485,677		518,583	
Total Debt Service	274,147		277,439		310,026		415,072		485,677		518,583	
Income After Debt Service	186,349		329,682		240,051		166,279		204,780		262,959	
Debt Coverage Ratio	1.68		2.19		1.77		1.40		1.42		1.51	

**EXHIBIT 1
MADISON COUNTY UTILITIES DISTRICT
CASH FLOW ANALYSIS (Dec 31)**

	Audited 2008	% Change	Audited 2009	% Change	Prelim 2010	Projected 2011	Projected 2012	Projected 2013	Projected 2014	Projected 2015	Projected 2016
Operating Revenues											
Charges for Services	3,606,367	2%	3,691,765	3%	3,802,518	3,916,593	4,034,091	4,155,114	4,279,767	4,408,160	4,540,405
Miscellaneous	183,193	11%	203,900	0%	203,900	210,017	216,318	222,808	229,492	236,377	243,468
Total Revenues	3,789,560	3%	3,895,665	3%	4,006,418	4,126,610	4,250,409	4,377,922	4,509,259	4,644,537	4,783,873
Operating Expenses											
Purchased Water	1,939,955	1%	1,958,644	3%	2,017,403	2,077,925	2,140,263	2,204,471	2,270,605	2,338,723	2,408,885
Operating Expenses	1,113,470	3%	1,142,231	3%	1,176,498	1,211,793	1,248,147	1,285,591	1,324,159	1,363,884	1,404,801
Depreciation	457,552	5%	478,233	0%	480,000	480,000	498,800	498,800	498,800	498,800	498,800
Replacement Reserve					25,000	25,000	27,351	27,351	27,351	27,351	27,351
Total Expenses	3,510,977	2%	3,579,108	3%	3,698,901	3,794,718	3,914,561	4,016,213	4,120,915	4,228,758	4,339,837
Net Operating Income	278,583	14%	316,557	-3%	307,517	331,892	335,848	361,709	388,344	415,779	444,036
Non-Operating Income and Expenses											
Interest on Investments	44,305	-56%	19,393	3%	20,000	20,000	20,000	20,000	20,000	20,000	20,000
Other	96,594		7,917		7,500	7,500	7,500	7,500	7,500	7,500	7,500
Total Non-Operating Income & Expenses	140,899	-81%	27,310	1%	27,500	27,500	27,500	27,500	27,500	27,500	27,500
Add Non-Cash Expenses											
Depreciation	457,552	5%	478,233	0%	480,000	480,000	498,800	498,800	498,800	498,800	498,800
Cash Available for Debt Service	877,034	-6%	822,100	-1%	815,017	839,392	862,148	888,009	914,644	942,079	970,336
Debt Service (enter as positive #'s)											
Existing Debt	226,430		522,383		578,714	582,045	585,072	582,305	583,132	582,448	581,898
Proposed KIA Loan						9,400	29,810	59,621	59,621	59,621	59,621
Total Debt Service	226,430		522,383		578,714	591,445	614,882	641,926	642,753	642,069	641,519
Income After Debt Service	650,604		299,717		236,303	247,947	247,266	246,083	271,891	300,010	328,817
Debt Coverage Ratio	3.87		1.57		1.41	1.42	1.40	1.38	1.42	1.47	1.51

**MADISON COUNTY UTILITIES DISTRICT
BALANCE SHEETS (DEC 31)**

ASSETS	2002	2003	2004	2005	2006	2007	2008
Current Assets							
Cash	302,684	318,461	730,612	462,120	470,947	615,838	673,728
Investments	0	0	0	0	0	0	0
Accounts Receivable	213,850	262,196	266,381	270,376	262,542	363,082	338,072
Inventories	44,335	75,354	81,854	75,742	101,764	103,001	116,692
Other	19,205	22,263	11,114	11,269	97,199	7,113	21,741
Total Current Assets	580,074	678,274	1,089,961	819,507	932,452	1,089,034	1,150,233
Restricted Assets							
Restricted Cash & Investments	974,377	1,121,247	902,953	877,731	808,174	726,542	827,859
Total Restricted Assets	974,377	1,121,247	902,953	877,731	808,174	726,542	827,859
Utility Plant							
Land, System, Building and Equipment	13,195,055	14,965,824	16,313,263	17,355,178	17,850,446	19,247,277	20,081,323
Less Accumulated Depreciation ()	(3,670,745)	(3,940,890)	(4,246,379)	(4,584,337)	(4,896,548)	(5,302,157)	(5,747,494)
Net Fixed Assets	9,524,310	11,024,934	12,066,884	12,770,841	12,953,898	13,945,120	14,333,829
Other Assets							
Other	167,282	156,582	147,421	136,720	126,018	116,803	139,318
Total Other Assets	167,282	156,582	147,421	136,720	126,018	116,803	139,318
Total Assets	11,246,043	12,981,037	14,207,219	14,604,799	14,820,542	15,877,499	16,451,239
LIABILITIES							
Current Liabilities							
Accounts Payable	187,691	227,823	518,654	200,529	251,478	499,278	571,643
Bonds and Notes Payable	147,336	141,206	148,838	295,589	361,425	283,618	350,158
Current Portion - Proposed KIA Loan							
Other	14,064	30,481	0	0	0	0	0
Customer Meter Deposits	90,350	94,343	101,533	100,750	98,255	98,665	95,830
Interest	74,893	72,013	69,908	70,999	68,313	66,249	66,147
Total Current Liabilities	514,334	565,866	838,933	667,867	779,471	947,810	1,083,778
Long Term Liabilities							
Notes Payable	0	29,404	11,362	0	0	546,000	0
Bonds Payable	3,340,000	3,235,000	3,120,000	3,000,000	2,875,000	2,745,000	3,370,000
KIA Fund Loan (F02-07, F07-06)	937,111	2,301,938	3,000,000	3,074,685	2,884,633	2,768,975	2,613,817
Proposed KIA Loan							
Premium on Bonds Payable							69,028
Total Long Term Liabilities	4,277,111	5,566,342	6,131,362	6,074,685	5,759,633	6,059,975	6,052,845
Total Liabilities	4,791,445	6,132,208	6,970,295	6,742,552	6,539,104	7,007,785	7,136,623
Retained Earnings:							
Invested in Capital Assets Net of Related Debt	5,199,380	5,451,915	5,831,884	6,425,573	6,832,840	7,509,469	7,678,621
Restricted	974,377	1,121,247	902,953	877,731	808,174	726,542	813,915
Unrestricted	280,841	275,667	502,087	558,943	640,424	633,703	822,080
Total Retained Earnings	6,454,598	6,848,829	7,236,924	7,862,247	8,281,438	8,869,714	9,314,616
Total Liabilities and Equities	11,246,043	12,981,037	14,207,219	14,604,799	14,820,542	15,877,499	16,451,239
Balance Sheet Analysis							
Current Ratio	1.13	1.20	1.30	1.23	1.20	1.15	1.06
Debt to Equity	0.74	0.90	0.96	0.86	0.79	0.79	0.77
Working Capital	65,740	112,408	251,028	151,640	152,981	141,224	66,455
Percent of Total Assets in Working Capital	0.58%	0.87%	1.77%	1.04%	1.03%	0.89%	0.40%
Days Sales in Receivables	29.1	32.4	31.9	30.1	29.0	37.1	32.6

**MADISON COUNTY UTILITIES DISTRICT
BALANCE SHEETS (DEC 31)**

ASSETS	2009	2010	Project Completion
Current Assets			
Cash	879,975	879,975	1,118,012
Investments	0	0	0
Accounts Receivable	320,090	330,090	340,000
Inventories	130,749	130,749	130,749
Other	52,179	52,179	52,179
Total Current Assets	1,382,993	1,392,993	1,640,940
Restricted Assets			
Restricted Cash & Investments	832,278	857,278	882,278
Total Restricted Assets	832,278	857,278	882,278
Utility Plant			
Land, System, Building and Equipment	20,956,001	20,956,001	21,896,226
Less Accumulated Depreciation ()	(6,165,512)	(6,645,512)	(7,125,512)
Net Fixed Assets	14,790,489	14,310,489	14,770,714
Other Assets			
Other	125,157	110,996	96,835
Total Other Assets	125,157	110,996	96,835
Total Assets	17,130,917	16,671,756	17,390,767
LIABILITIES			
Current Liabilities			
Accounts Payable	255,632	255,632	255,632
Bonds and Notes Payable	406,885	418,959	431,054
Current Portion - Proposed KIA Loan			3,189
Other	0	0	
Customer Meter Deposits	99,840	99,840	99,840
Interest	62,817	62,817	62,817
Total Current Liabilities	825,174	837,248	852,533
Long Term Liabilities			
Notes Payable	0	0	0
Bonds Payable	3,170,000	2,960,000	2,740,000
KIA Fund Loan (F02-07, F07-06)	3,511,948	3,302,989	3,091,935
Proposed KIA Loan			937,036
Premium on Bonds Payable	63,952	58,876	53,800
Total Long Term Liabilities	6,745,900	6,321,865	6,822,771
Total Liabilities	7,571,074	7,159,113	7,675,303
Retained Earnings:			
Invested in Capital Assets Net of Related Debt	7,701,656	7,701,656	7,701,656
Restricted	832,278	857,278	882,278
Unrestricted	1,025,909	953,709	1,131,530
Total Retained Earnings	9,559,843	9,512,643	9,715,464
Total Liabilities and Equities	17,130,917	16,671,756	17,390,767
Balance Sheet Analysis			
Current Ratio	1.68	1.66	1.92
Debt to Equity	0.79	0.75	0.79
Working Capital	557,819	555,745	788,407
Percent of Total Assets in Working Capital	3.26%	3.33%	4.53%
Days Sales in Receivables	30.0	30.1	30.1

Exhibit E

Division of Water Approval Letter



STEVEN L. BESHEAR
GOVERNOR

LEONARD K. PETERS
SECRETARY

ENERGY AND ENVIRONMENT CABINET
DEPARTMENT FOR ENVIRONMENTAL PROTECTION
DIVISION OF WATER
200 FAIR OAKS LANE, 4TH FLOOR
FRANKFORT, KENTUCKY 40601
www.kentucky.gov

November 4, 2011

John C. Clark
Madison County Utilities District
PO Box 670
Richmond, KY 40476

RE: Phase 3a Improvements
DWL1158
Madison County Utility District--34008
Contract #1
Activity ID: FGL20110008

Dear Mr. Clark:

The Kentucky Division of Water has reviewed for completeness and adequacy the construction plans and specifications submitted for the above referenced contract. The Division of Water hereby approves these plans and specifications. The approval conditions and a list of eligible/ineligible items are enclosed. Please note that ineligible items must be bid separately.

We are enclosing one (1) set of approved plans and specifications. An identical set should be made available at the project site at all times. If modifications are made to these plans and specifications before advertising for bids, three (3) complete sets of revised plans and specifications must be submitted to the Division of Water for approval. A second Division of Water construction approval must be issued by separate correspondence before proceeding with advertising for bids.

You may now advertise for bids on the construction of this project. In addition to other notifications, this project must be advertised in the newspaper of the largest daily circulation in the project area. You are cautioned not to advertise unless you have a proper wage decision that will not expire before bids can be received and a tentative contract award made. The Federal Davis-Bacon wage rates are applicable for this project. Please contact all other funding sources for their requirements.

A set of as-bid plans and specifications must be submitted to the Division of Water when the project is advertised for bids if changes were made by addenda after our approval.

You are reminded that these construction contracts are subject to the equal employment opportunity requirements contained in Executive Order 11246. Equal employment opportunity affirmative action by the prime contractors and all subcontractors is mandated throughout the duration of the contract. Documentation of efforts to comply with Executive Order 11246, Equal Employment Opportunity is required. Compliance with the DBE Fair Share Policy in accordance with 40 CFR 31.36(e) is required.




Phase 3a Improvements
DWL1158
Madison County Utility District--34008
Activity ID: FGL20110008
Contract #1
2/2

Please review the attached Project Review and Cost Summary Form for details of the information to be collected and retained in your files or to be submitted to the Division for review and approval. This form must be completed, signed by the recipient, and with the necessary information be then forwarded to the Division of Water. This signature will certify that all the information to be retained by the recipient has been secured and is available for review by the Division at the pre-construction conference. The required information must be forwarded to the Division for review within fourteen (14) days of bid opening.

You are cautioned that the advertisement and award of this contract will be subject to the laws and regulations that govern the Drinking Water State Revolving Fund (DWSRF) and to the conditions of your loan agreement. If we can be of further assistance, please call Daniel Kulik, Project Engineer, at (502) 564-8158, extension 4828.

Sincerely,



Greg Goode
Acting Supervisor, Water Infrastructure Branch
Division of Water

GG/DK

Enclosures

(Project Review and Cost Summary Form)
(1 set P & S; approval Conditions; eligible and ineligible lists)

C: Kentucky Infrastructure Authority
CMW, Inc. (Kerry Odle, P.E.)
Cabinet for Economic Development
Madison County Health Department

Phase 3a Improvements
DWL1158
Madison County Utility District--34008
Activity ID: FGL20110008
Contract #1
2/2

ELIGIBLE ITEMS:

Contract No. 1: 195 Linear Feet of 12 inch PVC; 11,170 Linear Feet of 8 inch PVC; 400 Linear Feet of 8 inch DI; 210 Linear Feet of 8 inch HDPE; 12,880 Linear Feet of 6 inch PVC

INELIGIBLE ITEMS:

NA

APPROVAL CONDITIONS:

Clear Site Certificate
Notice of Intent for Storm Water Discharges
Project Review and Cost Summary Form

Distribution-Major Construction

Madison County Utility District
Facility Requirements

Activity ID No.: APE20110002

Page 1 of 12

GACT0000000039 (Phase 3a Improvements) 195 Linear Feet of 12 inch PVC; 11,170 Linear Feet of 8 inch PVC; 400 Linear Feet of 8 inch DI; 210 Linear Feet of 8 inch HDPE; 12,880 Linear Feet of 6 inch PVC:

Monitoring Requirements:

Condition No.	Parameter	Condition
M-1	Coliform	The presence or absence of total Coliform monitored by sampling and analysis as needed shall be determined for the new or relocated water line(s). Take samples at connection points to existing lines, at 1 mile intervals, and at dead ends without omitting any branch of the new or relocated water line. Sample bottles shall be clearly identified as "special" construction tests. [401 KAR 8:100 Section 1(7), 401 KAR 8:150 Section 4, Recommended Standards for Water Works 8.5.6] This requirement is applicable during the following months: All Year. Statistical basis: Instantaneous determination.

Submittal/Action Requirements:

Coliform:

Condition No.	Condition
S-1	Coliform For new construction projects, the distribution system, using the most expedient method, shall submit Coliform test results to the Cabinet: Due immediately following disinfection and flushing. [401 KAR 8:150 Section 4(2)]

Condition No.	Condition
S-2	For proposed changes to the approved plan, submit information: Due prior to any modification to the Cabinet for approval. Changes to the approved plan shall not be implemented without the prior written approval of the Cabinet. [401 KAR 8:100 Section 1(8)]
S-3	The person who presented the plans shall submit the professional engineer's certification: Due when construction is complete to the Division of Water. The certification shall be signed by a registered professional engineer and state that the water project has been constructed and tested in accordance with the approved plans, specifications, and requirements. [401 KAR 8:100 Section 1(8)]

Distribution-Major Construction

Madison County Utility District
Facility Requirements

Activity ID No.: APE20110002

Page 2 of 12

GACT0000000039 (continued):

Narrative Requirements:

Additional Limitations:

Condition No.	Condition
T-1	Additional Limitations: Chlorinated water resulting from disinfection of project components shall be disposed in a manner which will not violate 401 KAR 5:031. [401 KAR 8:020 Section 2(20)]
T-2	This project has been permitted under the provisions of KRS Chapter 224 and regulations promulgated pursuant thereto. Issuance of this permit does not relieve the applicant from the responsibility of obtaining any other approvals, permits or licenses required by this Cabinet and other state, federal and local agencies. Further, this permit does not address the authority of the permittee to provide service to the area to be served. [401 KAR 8:100 Section 1(7)]
T-3	Unless construction of this project is begun within 2 year from the issuance date of this permit, the permit shall expire. If this permit expires, the original plans and specifications may be resubmitted for a new comprehensive review. If you have any questions concerning this project, please contact the Water Infrastructure Branch at 502/564-3410. [401 KAR 8:100 Section 1(9)]
T-4	Final approval of facility. Upon completion of construction, the person who presented the plans shall certify in writing that the project has been completed in accordance with the "approved" plans and specifications. The public water supply shall operate the facility consistent with the approved plans and specifications. Any proposed change to the approved plan shall be submitted to the cabinet for approval. The public water supply shall not implement any change to the approved plan without the prior written approval of the cabinet. [401 KAR 8:100 Section 401 KAR 8:100(1)(8)]
T-5	During construction, a set of approved plans and specification shall be available at the job site at all times. All work shall be performed in accordance with the approved plans and specifications. [401 KAR 8:100 Section 1(7)(a)]

Distribution-Major Construction

Madison County Utility District
Facility Requirements

Activity ID No.: APE20110002

Page 3 of 12

PORT0000000040 (Water Line) 195 Linear Feet of 12 inch PVC; 11,170 Linear Feet of 8 inch PVC; 210 Linear Feet of 8 inch PE; 12,880 Linear Feet of 6 inch PVC:

Limitation Requirements:

Condition No.	Parameter	Condition
L-1	Depth	A continuous and uniform bedding shall be provided in the trench for all buried pipe. Backfill material shall be tamped in layers around the pipe and to a sufficient height above the pipe to adequately support and protect the pipe. Stones found in the trench shall be removed for a Depth ≥ 6 in below the bottom of the pipe. [Recommended Standards for Water Works 8.5.2] This requirement is applicable during the following months: All Year. Statistical basis: Not applicable.
L-2	Depth	All water lines shall be covered to a Depth ≥ 30 in to prevent freezing. [Recommended Standards for Water Works 8.5.3, 401 KAR 8:100 Section 1(7)] This requirement is applicable during the following months: All Year. Statistical basis: Minimum.
L-3	Diameter	All water lines shall have Diameter ≥ 3 in. [Recommended Standards for Water Works 8.1.4] This requirement is applicable during the following months: All Year. Statistical basis: Minimum.
L-4	Diameter	Water lines with Diameter < 6 in shall not have fire hydrants. [Recommended Standards for Water Works 8.1.5] This requirement is applicable during the following months: All Year. Statistical basis: Minimum.
L-5	Diameter	All new and existing water lines serving fire hydrants or where fire protection is provided shall have Diameter ≥ 6 in. [Recommended Standards for Water Works 8.1.2] This requirement is applicable during the following months: All Year. Statistical basis: Minimum.
L-6	Distance	Water lines shall have a sufficient quantity of valves so that inconvenience and sanitary hazards will be minimized during repairs. A valve spacing Distance ≤ 1.0 mi should be utilized. [Recommended Standards for Water Works 8.2] This requirement is applicable during the following months: All Year. Statistical basis: Not applicable.
L-7	Distance	Hydrant drains shall not be connected to sanitary sewers or storm drains and shall be located a Distance > 10 ft from sanitary sewers and storm drains. [Recommended Standards for Water Works 8.3.4] This requirement is applicable during the following months: All Year. Statistical basis: Not applicable.

Distribution-Major Construction

Madison County Utility District
Facility Requirements

Activity ID No.: APE20110002

Page 4 of 12

Limitation Requirements:

Condition No.	Parameter	Condition
L-8	Distance	<p>Except when not practical, water lines shall be laid a horizontal Distance ≥ 10 ft from any existing or proposed sewer. The distance shall be measured edge to edge.</p> <p>In cases where it is not practical to maintain a 10 foot separation, water lines may be installed closer to a sewer provided that the water lines shall be laid in a separate trench or on an undisturbed shelf located on one side of the sewer at such an elevation that the bottom of the water line is at least 18 inches above the top of the sewer. [Recommended Standards for Water Works 8.6.2] This requirement is applicable during the following months: All Year. Statistical basis: Not applicable.</p>
L-9	Distance	<p>When water lines and sewers cross,</p> <ol style="list-style-type: none">1) water lines shall be laid such that either<ol style="list-style-type: none">a) the the top of the water line is a vertical Distance ≥ 18 in below the bottom of the sewer line orb) the bottom of the water line is a vertical Distance ≥ 18 in above the top of the sewer line,2) 1 full length of the water pipe shall be located so that both joints of the water pipe will be as far from the sewer as possible, and3) special structural support for the water and sewer pipes may be required. [Recommended Standards for Water Works 8.6.3] This requirement is applicable during the following months: All Year. Statistical basis: Not applicable.
L-10	Distance	<p>The open end of an air relief pipe from automatic valves shall be extended a Distance ≥ 1.0 ft above grade and provided with a screened, downward-facing elbow. The pipe from a manually operated valve shall be extended to the top of the pit. Use of manual air relief valves is recommended wherever possible. [Recommended Standards for Water Works 8.4.2] This requirement is applicable during the following months: All Year. Statistical basis: Not applicable.</p>
L-11	Pressure	<p>Pipes shall not be installed unless all points of the distribution system remain designed for ground level Pressure ≥ 20 psi under all conditions of flow. [Recommended Standards for Water Works 8.1.1] This requirement is applicable during the following months: All Year. Statistical basis: Minimum.</p>
L-12	Pressure	<p>Pressure ≥ 30 psi must be available on the discharge side of all meters. [401 KAR 8:100 Section 4(2)] This requirement is applicable during the following months: All Year. Statistical basis: Instantaneous determination.</p>

Distribution-Major Construction

Madison County Utility District
Facility Requirements

Activity ID No.: APE20110002

Page 5 of 12

Limitation Requirements:

Condition No.	Parameter	Condition
L-13	Residual Disinfection	New or relocated water lines shall be thoroughly disinfected (in accordance with AWWA Standard C651) upon completion of construction and before being placed into service. To disinfect the new or relocated lines use chlorine or chlorine compounds in such amounts as to produce an initial disinfectant concentration of at least 50 ppm and a Residual Disinfection ≥ 25 ppm at the end of 24 hours. Follow the line disinfection with thorough flushing and place the lines into service if, and only if, Coliform monitoring applicable to the line does not show the presence of Coliform. If Coliform is detected, repeat flushing of the line and Coliform monitoring. If Coliform is still detected, repeat disinfection and flushing as if the line has never been disinfected. Continue the described process until monitoring does not show the presence of Coliform. [401 KAR 8:150 Section 4(1), Recommended Standards for Water Works 8.5.6] This requirement is applicable during the following months: All Year. Statistical basis: Minimum.
L-14	Velocity	Each blow-off, fire hydrant, or flush hydrant shall be sized so that Velocity ≥ 2.5 ft/sec can be achieved in the water main served by the blow-off or hydrant during flushing. [Recommended Standards for Water Works 8.1.6.b, 401 KAR 8:100 Section 1(7)] This requirement is applicable during the following months: All Year. Statistical basis: Minimum.

Monitoring Requirements:

Condition No.	Parameter	Condition
M-1	leaks	The presence or absence of leaks monitored by physical testing as needed shall be determined in all types of installed pipe. Pressure testing and leakage testing shall be in accordance with the latest edition of AWWA Standard C600. [Recommended Standards for Water Works 8.5.5] This requirement is applicable during the following months: All Year. Statistical basis: Instantaneous determination.

Distribution-Major Construction

Madison County Utility District
Facility Requirements

Activity ID No.: APE20110002

Page 6 of 12

PORT0000000040 (continued):

Narrative Requirements:

Asbestos (Friable):

Condition No.	Condition
T-1	<p>Asbestos (Friable): If the existing water line to be tapped is asbestos concrete, then the contractor shall conform to OSHA regulations governing the handling of hazardous waste during the process of tapping the asbestos concrete line. Pieces of asbestos concrete resulting from the tap shall be double bagged, placed in a rigid container and disposed of in an approved landfill. [401 KAR 8:100 Section 1(7)]</p>

Additional Limitations:

Condition No.	Condition
T-2	<p>Additional Limitations: Water line installation shall be in accordance with AWWA standards or manufacturer recommendations. [Recommended Standards for Water Works 8.5.1]</p>
T-3	<p>Additional Limitations: Pipes, fittings, valves and fire hydrants shall conform to the latest standards issued by the AWWA or NSF (if such standards exist). PVC and PE piping used must be certified to ANSI/NSF Standard 61. [Recommended Standards for Water Works 8.0.1]</p>
T-4	<p>Additional Limitations: At high points in water lines, where air can accumulate, provisions shall be made to remove the air by means of hydrants or air relief valves. Automatic air relief valves shall not be used in situations where manhole or chamber flooding may occur. [Recommended Standards for Water Works 8.4.1]</p>
T-5	<p>Additional Limitations: All tees, bends, plugs and hydrants shall be provided with reaction blocking, tie rods or joints designed to prevent movement. [Recommended Standards for Water Works 8.5.4]</p>
T-6	<p>Additional Limitations: A flush hydrant or blow-off shall be required at the end of each dead end line that is less than 6 inches in diameter. [Recommended Standards for Water Works 8.1.6]</p>
T-7	<p>Additional Limitations: For each fire or flush hydrant, auxiliary valves shall be installed in the hydrant lead pipe. [Recommended Standards for Water Works 8.3.3]</p>

Distribution-Major Construction

Madison County Utility District
Facility Requirements

Activity ID No.: APE20110002

Page 7 of 12

Narrative Requirements:

Additional Limitations:

Condition No.	Condition
T-8	<p>Additional Limitations: No flushing device, blow-off, or air relief valve shall be directly connected to any sewer. Chambers, pits or manholes containing valves, blow-offs, meters, or other such appurtenances shall not be directly connected to any storm drain or sanitary sewer. Such chambers, pits or manholes shall be drained to absorptions pits underground or to the surface of the ground where they are not subject to flooding by surface water. [Recommended Standards for Water Works 8.1.6, Recommended Standards for Water Works 8.4.3]</p>
T-9	<p>Additional Limitations: If water lines are installed or replaced in areas of organic contamination or in areas within 200 ft of underground or petroleum storage tanks, ductile iron or other nonpermeable materials shall be used in all portions of the water line installation or replacement. [401 KAR 8:100 Section 1(5)(d)6, Recommended Standards for Water Works 8.0.2]</p>
T-10	<p>Additional Limitations: No water pipe shall pass through or come in contact with any part of a sewer manhole. [Recommended Standards for Water Works 8.6.6]</p>
T-11	<p>Additional Limitations: If a fire sprinkler system is to be installed, a double check detector assembly approved for backflow prevention shall be utilized. The double check detector assembly of the system shall be accessible for testing. [401 KAR 8:100 Section 1(7)]</p>
T-12	<p>Additional Limitations: If water lines cross a stream or wetland, the provisions in the attached Water Quality Certification shall apply. If you have any questions please contact the Water Quality Certification Supervisor of the Water Quality Branch at (502) 564-2225. [401 KAR 8:100 Section 1(7)]</p>

Distribution-Major Construction

Madison County Utility District
Facility Requirements

Activity ID No.: APE20110002

Page 8 of 12

PORT0000000040 (continued):

Narrative Requirements:

Subfluvial Pipe Crossings:

Condition

No. Condition

T-13

Subfluvial Pipe Crossings:

For subfluvial pipe crossings, a floodplain construction permit will not be required pursuant to KRS 151.250 if the following requirements of 401 KAR 4:050 Section 2 are met.

- 1) No material may be placed in the stream or in the flood plain of the stream to form construction pads, coffer dams, access roads, etc. during construction of pipe crossings.
- 2) Crossing trenches shall be backfilled as closely as possible to the original contour.
- 3) All excess material resulting from construction displacement in a crossing trench shall be disposed of outside the flood plain.
- 4) For erodible channels, there shall be at least 30 inches of backfill on top of all pipe or conduit points in the crossing.
- 5) For nonerodible channels, pipes or conduits in the crossing shall be encased on all sides by at least 6 inches of concrete with all pipe or conduit points in the crossing at least 6 inches below the original contour of the channel. [401 KAR 8:100 Section 1(7)]

T-14

Subfluvial Pipe Crossings:

For subfluvial pipe crossings greater than 15 feet in width,

- 1) the pipe shall be of special construction, having flexible, restrained, or welded watertight joints, and
- 2) valves shall be provided at both ends of water crossings so that the section can be isolated for testing or repair.

Valves shall

- a) be easily accessible,
- b) not be subject to flooding, and
- c) if closest to the supply source, be in a manhole with permanent taps made on each side of the valve to allow insertion of a small meter to determine leakage and for sampling purposes. [Recommended Standards for Water Works 8.7.2]

Distribution-Major Construction

Madison County Utility District
Facility Requirements

Activity ID No.: APE20110002

Page 9 of 12

PORT0000000041 (Water Line) 400 Linear Feet of 8 inch DI;

Limitation Requirements:

Condition No.	Parameter	Condition
L-1	Depth	A continuous and uniform bedding shall be provided in the trench for all buried pipe. Backfill material shall be tamped in layers around the pipe and to a sufficient height above the pipe to adequately support and protect the pipe. Stones found in the trench shall be removed for a Depth ≥ 6 in below the bottom of the pipe. [Recommended Standards for Water Works 8.5.2] This requirement is applicable during the following months: All Year. Statistical basis: Not applicable.
L-2	Depth	All water lines shall be covered to a Depth ≥ 30 in to prevent freezing. [Recommended Standards for Water Works 8.5.3, 401 KAR 8:100 Section 1(7)] This requirement is applicable during the following months: All Year. Statistical basis: Minimum.
L-3	Diameter	All new and existing water lines serving fire hydrants or where fire protection is provided shall have Diameter ≥ 6 in. [Recommended Standards for Water Works 8.1.2] This requirement is applicable during the following months: All Year. Statistical basis: Minimum.
L-4	Distance	Water lines shall have a sufficient quantity of valves so that inconvenience and sanitary hazards will be minimized during repairs. A valve spacing Distance ≤ 1.0 mi should be utilized. [Recommended Standards for Water Works 8.2] This requirement is applicable during the following months: All Year. Statistical basis: Not applicable.
L-5	Distance	Hydrant drains shall not be connected to sanitary sewers or storm drains and shall be located a Distance > 10 ft from sanitary sewers and storm drains. [Recommended Standards for Water Works 8.3.4] This requirement is applicable during the following months: All Year. Statistical basis: Not applicable.
L-6	Distance	Except when not practical, water lines shall be laid a horizontal Distance ≥ 10 ft from any existing or proposed sewer. The distance shall be measured edge to edge. In cases where it is not practical to maintain a 10 foot separation, water lines may be installed closer to a sewer provided that the water lines shall be laid in a separate trench or on an undisturbed shelf located on one side of the sewer at such an elevation that the bottom of the water line is at least 18 inches above the top of the sewer. [Recommended Standards for Water Works 8.6.2] This requirement is applicable during the following months: All Year. Statistical basis: Not applicable.

Distribution-Major Construction

Madison County Utility District
Facility Requirements

Activity ID No.: APE20110002

Page 10 of 12

PORT0000000041 (continued):

Limitation Requirements:

Condition No.	Parameter	Condition
L-7	Distance	<p>When water lines and sewers cross,</p> <ol style="list-style-type: none">1) water lines shall be laid such that either<ol style="list-style-type: none">a) the top of the water line is a vertical Distance ≥ 18 in below the bottom of the sewer line orb) the bottom of the water line is a vertical Distance ≥ 18 in above the top of the sewer line,2) 1 full length of the water pipe shall be located so that both joints of the water pipe will be as far from the sewer as possible, and3) special structural support for the water and sewer pipes may be required. [Recommended Standards for Water Works 8.6.3] This requirement is applicable during the following months: All Year. Statistical basis: Not applicable.
L-8	Distance	<p>The open end of an air relief pipe from automatic valves shall be extended a Distance ≥ 1.0 ft above grade and provided with a screened, downward-facing elbow. The pipe from a manually operated valve shall be extended to the top of the pit. Use of manual air relief valves is recommended wherever possible. [Recommended Standards for Water Works 8.4.2] This requirement is applicable during the following months: All Year. Statistical basis: Not applicable.</p>
L-9	Pressure	<p>Pipes shall not be installed unless all points of the distribution system remain designed for ground level Pressure ≥ 20 psi under all conditions of flow. [Recommended Standards for Water Works 8.1.1] This requirement is applicable during the following months: All Year. Statistical basis: Minimum.</p>
L-10	Pressure	<p>Pressure ≥ 30 psi must be available on the discharge side of all meters. [401 KAR 8:100 Section 4(2)] This requirement is applicable during the following months: All Year. Statistical basis: Instantaneous determination.</p>
L-11	Residual Disinfection	<p>New or relocated water lines shall be thoroughly disinfected (in accordance with AWWA Standard C651) upon completion of construction and before being placed into service. To disinfect the new or relocated lines use chlorine or chlorine compounds in such amounts as to produce an initial disinfectant concentration of at least 50 ppm and a Residual Disinfection ≥ 25 ppm at the end of 24 hours. Follow the line disinfection with thorough flushing and place the lines into service if, and only if, Coliform monitoring applicable to the line does not show the presence of Coliform.</p> <p>If Coliform is detected, repeat flushing of the line and Coliform monitoring. If Coliform is still detected, repeat disinfection and flushing as if the line has never been disinfected. Continue the described process until monitoring does not show the presence of Coliform. [401 KAR 8:150 Section 4(1), Recommended Standards for Water Works 8.5.6] This requirement is applicable during the following months: All Year. Statistical basis: Minimum.</p>

Distribution-Major Construction

Madison County Utility District
Facility Requirements

Activity ID No.: APE20110002

Page 11 of 12

PORT0000000041 (continued):

Limitation Requirements:

Condition No.	Parameter	Condition
L-12	Velocity	Each blow-off or fire hydrant shall be sized so that Velocity ≥ 2.5 ft/sec can be achieved in the water main served by the blow-off or hydrant during flushing. [Recommended Standards for Water Works 8.1.6.b, 401 KAR 8:100 Section 1(7)] This requirement is applicable during the following months: All Year. Statistical basis: Minimum.

Monitoring Requirements:

Condition No.	Parameter	Condition
M-1	leaks	The presence or absence of leaks monitored by physical testing as needed shall be determined in all types of installed pipe. Pressure testing and leakage testing shall be in accordance with the latest edition of AWWA Standard C600. [Recommended Standards for Water Works 8.5.5] This requirement is applicable during the following months: All Year. Statistical basis: Instantaneous determination.

Narrative Requirements:

Additional Limitations:

Condition No.	Condition
T-1	Additional Limitations: Water line installation shall be in accordance with AWWA standards or manufacturer recommendations. [Recommended Standards for Water Works 8.5.1]
T-2	Additional Limitations: Pipes, fittings, valves and fire hydrants shall conform to the latest standards issued by the AWWA or NSF (if such standards exist). [Recommended Standards for Water Works 8.0.1]
T-3	Additional Limitations: At high points in water lines, where air can accumulate, provisions shall be made to remove the air by means of hydrants or air relief valves. Automatic air relief valves shall not be used in situations where manhole or chamber flooding may occur. [Recommended Standards for Water Works 8.4.1]

Distribution-Major Construction

Madison County Utility District
Facility Requirements

Activity ID No.: APE20110002

Page 12 of 12

PORT0000000041 (continued):

Narrative Requirements:

Additional Limitations:

Condition No.	Condition
T-4	<p>Additional Limitations: All tees, bends, plugs and hydrants shall be provided with reaction blocking, tie rods or joints designed to prevent movement. [Recommended Standards for Water Works 8.5.4]</p>
T-5	<p>Additional Limitations: A fire hydrant or blow-off shall be required at the end of each dead end line. [Recommended Standards for Water Works 8.1.6]</p>
T-6	<p>Additional Limitations: For each fire hydrant, auxiliary valves shall be installed in the hydrant lead pipe. [Recommended Standards for Water Works 8.3.3]</p>
T-7	<p>Additional Limitations: No flushing device, blow-off, or air relief valve shall be directly connected to any sewer. Chambers, pits or manholes containing valves, blow-offs, meters, or other such appurtenances shall not be directly connected to any storm drain or sanitary sewer. Such chambers, pits or manholes shall be drained to absorptions pits underground or to the surface of the ground where they are not subject to flooding by surface water. [Recommended Standards for Water Works 8.1.6, Recommended Standards for Water Works 8.4.3]</p>
T-8	<p>Additional Limitations: If water lines are installed or replaced in areas of organic contamination or in areas within 200 ft of underground or petroleum storage tanks, ductile iron or other nonpermeable materials shall be used in all portions of the water line installation or replacement. [401 KAR 8:100 Section 1(5)(d)6, Recommended Standards for Water Works 8.0.2]</p>
T-9	<p>Additional Limitations: No water pipe shall pass through or come in contact with any part of a sewer manhole. [Recommended Standards for Water Works 8.6.6]</p>
T-10	<p>Additional Limitations: If a fire sprinkler system is to be installed, a double check detector assembly approved for backflow prevention shall be utilized. The double check detector assembly of the system shall be accessible for testing. [401 KAR 8:100 Section 1(7)]</p>

CASE NO: 2012-00020

CONTAINS

LARGE OR OVERSIZED

MAP(S)

RECEIVED ON: January 13, 2012