

RECEIVED

JUN 27 2011

PUBLIC SERVICE
COMMISSION

COMMONWEALTH OF KENTUCKY

BEFORE THE PUBLIC SERVICE COMMISSION

IN THE MATTER OF:

THE APPLICATION OF THE CANNONISBURG)	CASE NO
WATER DISTRICT FOR (1) THE APPROVAL)	2011-_____
OF EMERGENCY RATE RELIEF AND FOR)	
(2) APPROVAL OF THE INCREASE IN)	
NON-RECURRING CHARGES)	

STATEMENT AND NOTICE

Cannonsburg Water District ("Cannonsburg"), pursuant to all applicable regulations and statutes, petitions the Commission for (1) the approval of emergency rate relief and (2) the approval of an increase in certain non recurring charges. In support of its application, Cannonsburg respectfully states as follows:

1. Cannonsburg is a non-profit water district organized under KRS Chapter 74 and has no articles of incorporation or by-laws. Cannonsburg's mailing address is 1606 Cannonsburg Road, Ashland Kentucky 41102.

2. Cannonsburg is engaged in the distribution and sale of water. It currently provides water service to approximately 3,520 customers.

3. Cannonsburg requests a deviation, pursuant to 807 KAR 5:001, Section 14, from the requirements of 807 KAR 5:001, Section 6, requiring the financial data filed with the Application be for a twelve (12) month period ending within ninety (90) days of the filing of the application. Cannonsburg states that there has been no change that is material in nature in the financial condition of

the utility since December 31, 2010, which is also the test-period used to support the requested increase in the rates and charges. This is also the most recent published financial data available for Cannonsburg.

4. The list of the documents filed in support of Cannonsburg's application or the explanations for their absence is contained in the Filing Requirement Index for Financing.

5. The proposed increase in the rates and charges is necessary for Cannonsburg to meet the continuing demand for adequate service. An increase in rates is essential for Cannonsburg to maintain a reasonable level of service, to meet the expanding needs of its service area and to cover its debt issue. Under separate cover, Cannonsburg will be filing a motion for emergency rate relief. From May 1 to May 31, 2011 Cannonsburg operated at a net loss of \$32,730. The last page of the Commissioner's meeting of June 22, 2011 shows that Cannonsburg will be \$60,000 short for the month of July 2011. (Exhibit 7)

6. As authorized by KRS 278.192(1), and for the purpose of justifying the reasonableness of the proposed general increase in rates, Cannonsburg has utilized an historical test period consisting of the twelve (12) consecutive calendar months ending December 31, 2010.

7. Cannonsburg's annual reports, including the annual report for 2010, are on file with the Public Service Commission as required by 807 KAR 5:006, Section 3(1).

8. Cannonsburg hereby gives notice to the Commission of the adjustment of its rates to those set forth in Exhibit 1 in the filing requirements. The proposed

rates will become effective on and after July 27, 2011 and will result in annual revenues from water sales of \$2,234,187. This is an increase of \$183,330 percent, over normalized test year revenue of \$2,156,857 or an increase of 10 percent in rates. The proposed tariff is shown as Exhibit 2. The tariff is also shown in comparative form in Exhibit 1.

10. Cannonsburg has complied with 807 KAR 5:011, Section 9(2) and 807 KAR 5:001 Section 10 (3) and (4), by delivering to newspapers of general circulation in its service area a copy of the Notice identified as Exhibit 3 in the application, for publishing once a week for three consecutive weeks in a prominent manner. An affidavit of publication will be furnished to the Commission upon receipt by Cannonsburg. A deviation from 807 KAR 5:001, Section 10(2), requiring 4 weeks notice be given prior to filing an application, is requested due to the financial condition of the utility.

11. A copy of this application has been delivered to the Utility Intervention and Rate Division of the Office of the Attorney General as required by 807 KAR 5:001, Section 10(2).

12. Cannonsburg will post a copy of its customer notice in its place of business as required by 807 KAR 5:001, Section 10 (4)(f). The notice will remain posted until the Commission has determined the rates to be charged by Cannonsburg.

13. The list of documents filed in support of Cannonsburg's application for approval of the proposed adjustment of rates or the explanations for their absence is contained in the Filing Requirement Index.
14. Due to it's financial condition and need for expedited rate relief, Cannonsburg requests that should the Commission have questions regarding this Application that it be treated as a small utility and assistance given under the Commission's Small Utility help Division.

WHEREFORE, the Applicant, Cannonsburg Water District requests the Public Service Commission of Kentucky grant to the Applicant the following:

- A. Approval of Applicants proposal to increase its rates and charges as set forth in this Petition.
- B. Approval of the increase in certain non recurring charges.

Dated at Ashland, Kentucky this June 22, 2011

CANNONSBURG WATER DISTRICT

By Robert M. McHaire
Chairman

COMMONWEALTH OF KENTUCKY)

)SS

COUNTY OF BOYD)

The undersigned, Robert McGuire, being duly sworn, deposes and states He is the Chairman of the Cannonsburg Water District, Applicant, in the above proceedings; that he has read the foregoing Application and has noted the contents thereof; that the same is true of his own knowledge, except as to matters which are there in stated on information or belief, and as to those matters, he believes same to be true.

IN TESTIMONY WHEREOF, witness the signature of the undersigned on this

June 22, 2011 .

Robert M. McGuire

Robert McGuire, Chairman

Cannonsburg Water District

Subscribed and sworn to before me by Robert McGuire, Chairman

of the Cannonsburg Water District, on June 22, 2011 .

My Commission Expires January 23, 2012

Melanie P Stemmer

Notary Public

In and for said county and state

TABLE OF CONTENTS

Exhibit 1 – Comparison of Current and Proposed Rates

Exhibit 2 – Revised Tariff Sheets

Exhibit 3 – Customer Notice

Exhibit 4 – Income and Expenses

Exhibit 5 – Cash Distribution (unable to supply on CD)

Exhibit 6 – General Ledger (unable to supply on CD)

Exhibit 7 – Commissioners Meeting Agenda of June 22, 2011

Exhibit 8 – Test Year Revenue

Exhibit 9 – Normalized Revenue

Exhibit 10 – Proposed Rates

Exhibit 11 – 2010 Audit Report

Exhibit 12 – Monthly Operating Reports

Exhibit 13 – Monthly Water Use Report and Billing Adjustments

On CD:

Test Year Billing Analysis

Normalized Billing Analysis

Wholesale Cost of Service Study

Test Year Revenues

Test Year Expenses

3 – Year Average Debt

Revised Rates

Test Year Wages

Proposed Wages

Customer Usage for 12 Months

Filing Requirement Index Historical Test Period Rate Case

Filing Requirements	Filing Requirement Description	Location or Absence Reason
	Full name and P. O. address of applicant and reference to the particular provision of law requiring PSC approval.	Application – Page No. 1.
807 KAR 5:001 Section 8(2)	The original and 10 copies of application plus copy for anyone named as interested party.	The correct number of applications has been filed.
807 KAR 5:001 Section 10(1)(b)(1)	Reason adjustment is required.	Application – Page No. 2.
807 KAR 5:001 Section 10(1)(b)(2)	Statement that utility's annual reports, including the most recent calendar year, are filed with PSC. 807 KAR 5:006, Section 3(1)	Application – Page No. 2
807 KAR 5:001 Section 10(1)(b)(3) & (5)	If utility is incorporated certified copy of articles of incorporation and amendments or out of state documents of similar import. If they have already been filed with PSC refer to the style and case number of the prior proceeding and file a certificate of good standing or authorization dated within 60 days of date application filed.	Not applicable
807 KAR 5:001 Section 10(1)(b)(4) & (5)	If applicant is limited partnership, certified copy of limited partnership agreement. If agreement filed with PSC refer to style and case number of prior proceeding and file a certificate of good standing or authorization dated within 60 days of date application filed.	N/A – Cannonsburg is not a limited partnership.
807 KAR 5:001 Section 10(1)(b)(6)	Certified copy of certificate of assumed name required by KRS 365.015 or statement that certificate not necessary.	N/A – Cannonsburg has never used an assumed name.
807 KAR 5:001 Section 10(1)(b)(7)	Proposed tariff in form complying with 807 KAR 5:011 effective not less than 30 days from date application filed.	Exhibit No. 1
807 KAR 5:001 Section 10(1)(b)(8)	Proposed tariff changes shown by present and proposed tariffs in comparative form or by indicating additions in italics or by underscoring and striking over deletions in current tariff.	Exhibit No. 2.
807 KAR 5:001 Section 10(1)(b)(9)	Statement that notice given, see subsections (3) and (4) of 807 KAR 5:001, Section 10 with copy.	Application – Page No. 3. Exhibit No. 3.

Filing Requirement Index Historical Test Period Rate Case

Filing Requirements	Filing Requirement Description	Location or Absence Reason
807 KAR 5:001 Section 10(2)	If gross annual revenues exceed \$1,000,000, written notice of intent filed at least 4 weeks prior to application. Notice shall state whether application will be supported by historical or fully forecasted test period.	Deviation requested
807 KAR 5:001 Section 10 (6)(a)	Complete description and quantified explanation for proposed adjustments with support for changes in price or activity levels, and other factors affecting the adjustment.	Exhibits No. 4, 5, 6 and 7.
807 KAR 5:001 Section 10 (6)(b) & (c)	If gross annual revenues exceed \$1,000,000, prepared testimony of each witness who will support the application. If less than \$1,000,000, prepared testimony of each witness who will support application or statement that utility does not plan to submit prepared testimony.	Bullock Pen does not intend to submit prepared testimony.
807 KAR 5:001 Section 10 (6)(d)	Estimate of effect that new rate(s) will have on revenues including, at minimum, total revenues resulting from increase or decrease and percentage of increase or decrease.	Application Page 3 and Exhibit 1.
807 KAR 5:001 Section 10 (6)(e)	If electric, gas, water or sewer utility effect upon the average bill for each customer classification to which change will apply.	Comparison of Rates at Exhibit No. 1.
807 KAR 5:001 Section 10 (6)(f)	If local exchange company, effect upon the average bill for 807 each customer class for change in basic local service.	N/A – Cannonsburg is a Water District
807 KAR 5:001 Section 10 (6)(g)	Analysis of customers' bills in such detail that revenue from present and proposed rates can be readily determined for each customer class.	Exhibits No 8, 9 and 10
807 KAR 5:001 Section 10 (6)(h)	Summary of determination of revenue requirements based on return on net investment rate base, return on capitalization, interest coverage, debt service coverage, or operating ratio, with supporting schedules.	Exhibit No. 4.
807 KAR 5:001 Section 10 (6)(i)	Reconciliation of rate base and capital used to determine revenue requirements.	N/A – Revenue Requirement reflects Debt Service.

Filing Requirement Index Historical Test Period Rate Case

Filing Requirements	Filing Requirement Description	Location or Absence Reason
807 KAR 5:001 Section 10 (6)(j):	Current chart of accounts if more detailed than the Uniform System of Accounts.	Not applicable
807 KAR 5:001 Section 10 (6)(k)	Independent auditor's annual opinion report, with any written communication from auditor, which indicates existence of material weakness in internal controls.	The 2007 Audit Report is attached as Exhibit 11.
807 KAR 5:001 Section 10 (6)(l):	The most recent FERC or FCC audit reports.	N/A – Cannonsburg is a Water District
807 KAR 5:001 Section 10 (6)m	The most recent FERC Form 1 (electric), FERC Form 2 (gas), or Automated Reporting Management Information System Report (telephone) and PSC Form T (telephone).	N/A – Cannonsburg is a Water District.
807 KAR 5:001 Section 10 (6)(n)	Summary of latest depreciation study with schedules by major plant accounts, except that telecommunications utilities adopting PSC's average depreciation rates shall provide schedule identifying current and test period depreciation rates used by major plant accounts. If filed in another PSC case refer to that case's number and style.	The audit report at Ex. 11 and annual report show depreciation schedules. There are no other studies of depreciation available to Bullock Pen.
807 KAR 5:00 Section 10 (6)(o)	List of all commercial or in-house computer software, programs, and models used to develop schedules and work papers associated with the filing. Include each software, program, or model; what each was used for; its supplier; brief description and specifications for the computer hardware and the operating system required to run the program.	Excel Word
807 KAR 5:001 Section 10 (6)(p)	Prospectuses of most recent stock or bond offerings.	N/A – Cannonsburg is a Water District
807 KAR 5:001 Section 10 (6)(q)	Annual report to shareholders, or members, and statistical supplements covering 2 years prior to application filing date.	N/A – Cannonsburg is a Water District

Filing Requirement Index Historical Test Period Rate Case

Filing Requirements	Filing Requirement Description	Location or Absence Reason
807 KAR 5:001 Section 10 (6)(r)	Monthly managerial reports providing financial results for 12 months in test period.	Exhibit 12.
807 KAR 5:001 Section 10 (6)(s)	SEC's annual report for most recent 2 years, Form 10-Ks and any Form 8-Ks issued within past 2 years, and Form 10-Qs issued during the past 6 quarters updated as current information becomes available.	N/A – Cannonsburg is a Water District
807 KAR 5:001 Section 10 (6)(t)	<p>If utility had any amounts charged or allocated to it by affiliate or general or home office, or paid any monies to affiliate or general or home office during test period or during previous 3 calendar years, file:</p> <ol style="list-style-type: none"> 1. Detailed description of method of calculation and amounts allocated or charged to utility by affiliate or general or home office for each charge allocation or payment; 2. Explanation of how allocator for the test period was determined; and 3. All facts relied upon, including other regulatory approval, to demonstrate that each amount charged, allocated or paid during test period was reasonable; 	N/A – There are no affiliate allocations.

Filing Requirement Index Historical Test Period Rate Case

Filing Requirements	Filing Requirement Description	Location or Absence Reason
807 KAR 5:001 Section 10 (6)(u)	If gas, electric or water utility, whose annual gross revenues exceed \$5,000,000, cost of service study based on methodology generally accepted in industry and based on current and reliable data from a single time period.	N/A Cost of service study was prepared for wholesale rate.
807 KAR 5:001 Section 10 (6)(v)	Local exchange carriers with fewer than 50,000 access lines need not file cost of service studies, except as specifically directed by PSC. Local exchange carriers with more than 50,000 access lines shall file: <ol style="list-style-type: none"> 1. Jurisdictional separations study consistent with Part 36 of the FCC's rules and regulations; and 2. Service specific cost studies to support pricing of all services that generate annual revenue greater than \$1,000,000, except local exchange access: <ol style="list-style-type: none"> (a) Based on current and reliable data from a single time period; and (b) Using generally recognized fully allocated, embedded, or incremental cost principles. 	N/A – Cannonsburg is a Water District
807 KAR 5:001 Section 10 (7)(a)	Detailed income statement and balance sheet reflecting impact of all proposed adjustments	Exhibit No. 4.
807 KAR 5:001 Section 10 (7)(b)	Most recent capital construction budget containing at least period of time as proposed for any pro forma adjustment for plant additions.	No construction projects are underway or during the test year.

Filing Requirement Index Historical Test Period Rate Case

Filing Requirements	Filing Requirement Description	Location or Absence Reason
807 KAR 5:001 Section 10 (7)(c)	<p>For each proposed pro forma adjustment reflecting plant additions the following information:</p> <ol style="list-style-type: none"> 1. Starting date of the construction of each major component of plant; 2. Proposed in-service date; 3. Total estimated cost of construction at completion; 4. Amount contained in construction work in progress at end of test period; 5. Complete description of actual plant retirements and anticipated plant retirements related to the pro forma plant additions including the actual or anticipated date of retirement; 6. Original cost, cost of removal and salvage for each component of plant to be retired during the period of the proposed pro forma adjustment for plant additions; 7. Explanation of any differences in amounts contained in the capital construction budget and amounts of capital construction cost contained in the pro forma adjustment period; and 8. Impact on depreciation expense of all proposed pro forma adjustments for plant additions and retirements; 	No plant additions are proposed.
807 KAR 5:001 Section 10 (7)(e)	Number of customers to be added to the test period – end level of customers and the related revenue requirements impact for all pro forma adjustments with complete details and supporting work papers.	No new customers will be added.

Filing Requirement Index Historical Test Period Rate Case

Filing Requirements	Filing Requirement Description	Location or Absence Reason
807 KAR 5:001 Section 8(1)	Full name and P.O. address of applicant and reference to the provision of law requiring PSC approval	Application
807 KAR 5:001 Section 8(2)	The original and 10 copies of Application plus copy for anyone named as interested party.	Correct number of copies have been submitted
807 KAR 5:001 Section 8(3)	If applicant is a corporation, a certified copy of the Articles of Incorporation.	NA
807 KAR 5:001 Section 9(2)(a)	The proposed new construction in the application is by public convenience or necessity	No new construction
807 KAR 5:001 Section 9(2)(b)	Copies of any franchises or permits for the proposed new construction.	No new franchises are required.
807 KAR 5:001 Section 9(2)(c)	Description of proposed location of the new construction.	No new construction
807 KAR 5:001 Section 9(2)(d)	Maps, location of facilities , facilities owned by others	No new construction
807 KAR 5:001 Section 9(2)(e)	The manner, in detail, in which it is proposed to finance the construction or facilities	No new construction
807 KAR 5:001 Section 9(2)(f)	An estimated cost of operation after the facilities are completed	No new construction
KRS 322.340	Engineering plans, specifications, plants and report of proposed construction.	NA
807 KAR 5:001 Section 11(1)(c)	Statement of how proceeds are to be used.	NA
807 KAR 5:001 Section 11(1)(d)	If proceeds are for property acquisition, give full description thereof.	N/A



FOR Ashland, Boyd County, Kentucky

PSC KY NO. 2

1st. Revised _____ SHEET NO. _____

Cannonsburg Water District
(NAME OF UTILITY)

CANCELLING PSC KY NO. _____

Original _____ SHEET NO. _____

COMPAIRSON OF CURRENT AND PROPOSED RATES

	Current	Proposed	Increase
Connection/Turn On	\$25	\$40	\$15
Connection/Turn On After Hours	55	75	20
Late Payment Penalty	10%	10%	0
Meter Reread Charge	25	40	15
Meter Test	70	70	0
Re-Connection	25	40	15
Re-Connection/After Hours	55	75	20
Returned Check	25	25	0
Service Call/Investigation	25	40	15
Service Call/Investigation After Hours	55	75	20
Service Line Inspection	40	40	0
Meter Relocation Charge	Actual Cost	Actual Cost	
Damage to Lid or Equipment	Actual Cost	Actual Cost	

Regular Working Hours for Maintenance Staff is 8-4:00, Monday thru Friday, excluding holidays. Upon customer request and subject to availability of maintenance staff services may be preformed after hours at the after hours rate.


DATE OF ISSUE _____
MONTH / DATE / YEAR

DATE EFFECTIVE _____
MONTH / DATE / YEAR

ISSUED BY _____
SIGNATURE OF OFFICER

TITLE _____

BY AUTHORITY OF ORDER OF THE PUBLIC SERVICE COMMISSION
IN CASE NO. _____ DATED _____



FOR Ashland, Boyd County, Kentucky

PSC KY NO. 2

1st. Revised SHEET NO. 8

Cannonsburg Water District
(NAME OF UTILITY)

CANCELLING PSC KY NO. 1

Original SHEET NO. 8

Charge

Connection/Turn on Charge	\$40.00
Connection/Turn on After Hours	75.00
Late Payment Penalty	10%
Meter Re-read Charge	40.00
Meter Test	70.00
Re-Connection	40.00
Re-Connection After Hours	75.00
Returned Check	25.00
Service Call/Investigation	40.00
Service Call/Investigation After Hours	75.00
Meter Relocation Charge	Actual Cost
Damage to Lid or Meter Equipment	Actual Cost

Regular working hours for maintenance staff is 8:00 to 4:00, Monday thru Friday, excluding holidays. Upon availability of maintenance staff, services may be performed after hours at the after hours rate.

DATE OF ISSUE 6-27-2011
MONTH / DATE / YEAR

DATE EFFECTIVE 7-27-2011
MONTH / DATE / YEAR

ISSUED BY Robert M. McKeiv
SIGNATURE OF OFFICER

TITLE Chairman

BY AUTHORITY OF ORDER OF THE PUBLIC SERVICE COMMISSION
IN CASE NO. _____ DATED _____



NOTICE

Cannonsburg Water District has filed an application with the Public Service Commission to increase its rates for water service and to increase certain non-recurring charges for water service, on and after July 27, 2011. The increased charges are set out below:

<u>Meter Size</u>	<u>Current Rate</u>	<u>Proposed Rate</u>	<u>Increase</u>	<u>Increase %</u>
<u>5/8" x 3/4" Meter</u>				
First 2,000 Gallons	\$ 16.92 Minimum	\$18.60	\$1.68	10
Next 3,000 Gallons	6.36 / 1,000	6.97	.61	10
Next 15,000 Gallons	5.98 / 1,000	6.55	.57	10
Next 30,000 Gallons	5.60 / 1,000	6.14	.54	10
Next 50,000 Gallons	5.23 / 1,000	5.73	.50	10
Over 100,000 Gallons	4.83 / 1,000	5.25	.42	10
<u>1 1/2" Meter</u>				
First 5,000 Gallons	\$ 36.00 Minimum	\$39.51	\$3.51	10
<u>2" & 3 " Meters</u>				
First 20,000 Gallons	\$125.70 Minimum	\$137.76	\$12.06	9.6
<u>6" Meter</u>				
First 50,000 Gallons	\$293.70 Minimum	\$321.96	\$28.26	9.6
<u>12" Meter</u>				
First 100,000 Gallons	\$555.20 Minimum	\$608.46	\$53.26	9.6
Wholesale	\$2.66/1,000	\$2.82	\$0.16	6
Leak Adjustment	\$2.35/1,000	\$2.75	\$0.40	17

The average bill for water service based on 4,000 gallons will increase from \$29.64 to \$32.54 and increase of \$2.90 or 10 percent. The minimum bill of 2,000 gallons will increase from \$16.92 to \$18.60 and increase of \$1.68 or 10 percent.

<u>Charge</u>	<u>Current Rate</u>	<u>Proposed Rate</u>
Connection/Turn on Charge	\$25.00	\$40.00
Connection/Turn on After Hours	55.00	75.00
Late Payment Penalty	10%	10%
Meter Re-read Charge	25.00	40.00
Meter Test	70.00	70.00
Re-Connection	25.00	40.00
Re-Connection After Hours	55.00	75.00
Returned Check	25.00	25.00
Service Call/Investigation	25.00	40.00
Service Call/Investigation After Hours	55.00	75.00
Meter Relocation Charge		Actual Cost
Damage to Lid or Meter Equipment		Actual Cost

The rates contained in this notice are the rates proposed by Cannonsburg Water District. However, the Public Service Commission may order rates to be charged that are higher or lower than these proposed rates. Such action may result in rates for consumers other than the rates in this notice.

Any corporation, association, body politic or person may by motion within thirty days after publication of the proposed rate changes request leave to intervene. The motion shall be submitted to the Public Service Commission, 211 Sower Blvd., PO Box 615, Frankfort, Kentucky 40602, and shall set forth the grounds for the request including the status and interest of the party.

Intervenors may obtain copies of the application by contacting the applicant at the District's office 1606 Cannonsburg Road, Ashland, Ky 41102 or by calling 606-928-9808. A copy of the application shall be made available for public inspection at the office of the utility.

CANNONSBURG WATER DISTRICT

2010 REVENUE AND EXPENSES

Operating Income	Test Year	Adjustments	Normalized
Retail Sales	\$ 1,560,019	\$ 85,473	\$ 1,645,492
Wholesale	291,190	42,675	333,865
Leak Adjustments	32,383	5,478	37,861
Penalties and Charges	34,932		34,932
Other Income	53,261		53,261
Interest Income	16,376		16,376
Tap Fees	35,070		35,070
Total Operating Income	\$ 2,023,231	\$ 133,626	\$ 2,156,857
Expenses			\$ 2,340,187
Deficiency			\$ (183,330)

Income per Annual Report is \$2,127,594. There were approximately \$2,903.89 in misread meters, \$6,040.25 posting errors, \$1,080.97 in meter failures, \$88.93 in payment corrections and \$3,375.75 in write offs. This leaves a difference of \$90,911 which is a difference of 4%. Customer usage is included on CD.

Normalized Revenue reflects a rate increase effective 1-3-2011

Cannonsburg Water District			
Expenses			
	2010	Adjustments	Pro forma
Salaries and Wages	\$ 382,103	17,280	\$ 399,383
Salaries - Commissioners	30,000		30,000
Pensions and Benefits	328,595	13,600	342,195
Purchased Water	1,025,068		1,025,068
Purchased Power	58,718		58,718
Materials and Supplies	92,306		92,306
Contractual Services T/D	12,531		12,531
Insurance - General Liability	14,602		14,602
Insurance - Workers Comp.	9,640		9,640
Insurance - Other	1,298		1,298
Bad Debt	2,725		2,725
Miscellaneous Expense	118,869		118,869
Taxes Other than Income	28,549		28,549
Depreciation	139,191		139,191
Total O and M Expenses	\$ 2,244,195	\$ 30,880	\$ 2,275,075
Debt Payments	59,737	5,375	65,112
Total Expenses	\$ 2,303,932		\$ 2,340,187
See increase in health insurance premiums and new employee			
Debt Payments based on 3 year average			

CANNONSBURG WATER DISTRICT

WAGES AND BENEFITS

Employee	Duties	Hire Date	2010 Pay	Regular Hours	Overtime	Dental	Health	Vision	Retirement	Short Term Disability	Total
D. Clarkston	Manager	6-24-09	\$54,100	\$54,100		\$508	\$28,596	\$170	\$8,937	\$1,292	\$147,704
P. Clarkston	Laborer .75 Meter Reader .25	1-15-77	36,744	36,246	498	264	14,298	97	6,062	1,056	58,522
R. Crooks	Laborer .75 Meter Reader .25	11-1-88	39,545	35,812	3,733	508	15,199	184	6,797	606	62,839
R. Donta	Laborer .75 Meter Reader .25	2-1-89	29,900	27,730	2,170	795	10,567	97	4,867	606	46,832
S. Hambrick	Office Manager	3-9-78	37,634	37,461	173	795	32,713	282	6,220	700	78,344
L. Meadows	Secretary	2-26-88	29,482	29,439	43	264	14,298	97	4,864	1,103	50,108
R. Hicks	Laborer	1-2-03	41,398	36,471	4,927	795	29,239	282	6,848	554	79,116
M. Stemmer	Clerk	7-3-03	25,515	25,496	19	796	13,287	97	4,206	428	44,329
J. Keller	Laborer .75 Meter Reader .25	2-24-04	27,635	25,364	2,271	795	30,994	282	4,470	650	64,826
T. McCalvin	Laborer .75 Meter Reader .25	3-22-04	41,072	36,221	4,851	795	27,089	282	6,879	352	76,469
K. Howard	Laborer .75 Meter Reader .25	4-4-05	19,406	18,099	1,307	508	17,615	170	3,047	306	41,052
W. Walter	Commissioner		6,000	6,000		264	6,285	97			12,646
T. Howe	Commissioner		6,000	6,000		264	6,285	97			12,646
F. Nelson	Commissioner		6,000	6,000							6,000
S. Reed	Commissioner		6,000	6,000		264					6,264
R. McGuire	Commissioner		6,000	6,000		264	14,298	97			20,659
Total			\$412,431	\$392,439	\$19,992	\$7,880	\$260,764	\$2,331	\$63,198	\$7,653	\$808,357
Employee Pays 12% on Health Insurance			\$412,431	\$392,439	\$19,992	\$7,880	\$229,473	\$2,331	\$63,198	\$7,653	\$722,966

To hire another person in office this is what it would cost the District

\$9.00/ hr	\$1440.00 month
Health Ins	598.38
Dental	22.00
Anthem life	30.00
Unemployment	15.00
Retirement	<u>273.00</u>
Total	\$2379.00 per month
	<u> x 12</u>
	28,548.00 per year

CANNONSBURG WATER DISTRICT

2011 WAGES AND BENEFITS (Increase in Insurance Premiums and 1 New Employee)

Employee	Duties	Hire Date	2010 Pay	Regular Hours	Overtime	Dental	Health	Vision	Retirement	Short Term Disability	Total
D. Clarkston	Manager	6-24-09	\$54,100	\$54,100		\$508	\$32,669	\$170	\$8,937	\$1,292	\$151,778
P. Clarkston	Laborer .75 Meter Reader .25	1-15-77	36,744	36,246	498	264	16,335	97	6,062	1,056	60,558
R. Crooks	Laborer .75 Meter Reader .25	11-1-88	39,545	35,812	3,733	508	17,426	184	6,797	606	65,066
R. Donta	Laborer .75 Meter Reader .25	2-1-89	29,900	27,730	2,170	795	12,072	97	4,867	606	48,337
S. Hambrick	Office Manager	3-9-78	37,634	37,461	173	795	37,435	282	6,220	700	83,066
L. Meadows	Secretary	2-26-88	29,482	29,439	43	264	16,335	97	4,864	1,103	52,145
R. Hicks	Laborer	1-2-03	41,398	36,471	4,927	795	33,467	282	6,848	554	83,344
M. Stemmer	Clerk	7-3-03	25,515	25,496	19	796	15,180	97	4,206	428	46,222
J. Keller	Laborer .75 Meter Reader .25	2-24-04	27,635	25,364	2,271	795	39,503	282	4,470	650	73,335
T. McCalvin	Laborer .75 Meter Reader .25	3-22-04	41,072	36,221	4,851	795	31,074	282	6,879	352	80,454
K. Howard	Laborer .75 Meter Reader .25	4-4-05	19,406	18,099	1,307	508	20,124	170	3,047	306	43,561
W. Walter	Commissioner		6,000	6,000		264	7,181	97			13,542
T. Howe	Commissioner		6,000	6,000		264	7,181	97			13,542
F. Nelson	Commissioner		6,000	6,000							6,000
S. Reed	Commissioner		6,000	6,000		264					6,264
R. McGuire	Commissioner		6,000	6,000		264	16,335	97			22,696
New Employee	Clerk		17,280								
Total			\$429,711	\$392,439	\$19,992	\$8,144	\$309,497	\$2,331	\$63,198	\$7,653	\$849,909
Adjustment from Wells Fargo							-763				
							\$ 308,734				
Employee Pays 12% on Health Insurance			\$429,711	\$392,439	\$19,992	\$8,144	\$ 272,548	\$2,331	\$63,198	\$7,653	\$766,305



An independent licensee of the Blue Cross and Blue Shield Association. Anthem Blue Cross and Blue Shield is the trade name of Anthem Health Plans of Kentucky, Inc. ®Registered marks Blue Cross and Blue Shield Association

Billing for: Cannonsburg Water District
1606 Cannonsburg Road
Ashland, KY 41102-8929

Due Date: 12/01/2010
Billing Date: 11/12/2010
Coverage Period From: 12/01/2010
Through: 12/31/2010

Group ID: 00107164

Invoice Number: 073609148

Account Summary

Previous Total Due \$21,924.71
10/29/2010 Payment (\$21,925.05)

Outstanding Balance as of 11/12/2010 (\$0.34)
Current Invoice \$21,924.71
Total Due \$21,924.37

Please Pay This Amount

2 554.45 251.000
19369.92 659.000

For billing questions, please call 1-866-912-3278.


- + Remember to PAY AS BILLED - pay the total amount shown as due on the bill.
- + Do not add or delete members by writing on your bill - your payment goes to an automatic deposit box that cannot read your changes.
- + Submit membership changes to Anthem as they occur. We will adjust your premiums, when applicable, on a future bill.

IMPORTANT NOTICE REGARDING PAYMENT OF PREMIUM

Please be advised that if Anthem does not receive the group premium payment within the 30 day grace period following the premium payment due date, the group health coverage will be terminated effective on the last date through which full premiums were paid. This notice serves as the 30-day notice of termination required by law.

IMPORTANT NOTICE: If this bill reflects an outstanding premium balance for the prior month's bill, Anthem's issuance of this invoice does not waive Anthem's contractual right to automatically terminate your group's coverage for failure to timely pay premiums.

Fax your Membership ADDITIONS/CHANGES/TERMINATIONS to 1-800-844-6367



OHEGGR01 COMB 20101116B01 115A 20101113 001222 Env [23,282] B 1

Current Subscriber Details

SubGroup ID: 0000

SubGroup Name: Cannonsburg Water District

OHBCGR01 COMB 20101113 001222 001222 Env [23,282] * B 1

Subscriber	Subscriber ID	Plan	Volume	Subscriber	Dependent	Total
Clarkston, Danny R	379M56506	Health 3		\$1,191.50	\$1,191.50	\$2,383.00
Clarkston, Danny R	379M56506	Vision 2		\$8.10	\$6.07	\$14.17
Clarkston, Paul E	839M56457	Health 3		\$1,191.50	\$0.00	\$1,191.50
Clarkston, Paul E	839M56457	Vision 2		\$8.10	\$0.00	\$8.10
Crooks, Richard J	766M54390	Health 3		\$880.61	\$385.94	\$1,266.55
Crooks, Richard J	766M54390	Vision 2		\$8.10	\$7.29	\$15.39
Donta, Randall D	017M54309	Health 3		\$880.61	\$0.00	\$880.61
Donta, Randall D	017M54309	Vision 2		\$8.10	\$0.00	\$8.10
Hambrick, Sharon P	269M56614	Health 3		\$1,170.06	\$1,556.00	\$2,726.06
Hambrick, Sharon P	269M56614	Vision 2		\$8.10	\$15.38	\$23.48
Hicks, Robert E	978M54283	Health 3		\$880.61	\$1,556.00	\$2,436.61
Hicks, Robert E	978M54283	Vision 2		\$8.10	\$15.38	\$23.48
Howard, Kenneth W	029M58785	Health 3		\$537.55	\$930.38	\$1,467.93
Howard, Kenneth W	029M58785	Vision 2		\$8.10	\$6.07	\$14.17
Howe, Thomas M	825M62397	Health 3		\$523.77	\$0.00	\$523.77
Howe, Thomas M	825M62397	Vision 2		\$8.10	\$0.00	\$8.10
Keller, James M	781M55516	Health 3		\$880.61	\$1,702.26	\$2,582.87
Keller, James M	781M55516	Vision 2		\$8.10	\$15.38	\$23.48
McCalvin, Thomas A	369M58788	Health 3		\$537.55	\$1,719.87	\$2,257.42
McCalvin, Thomas A	369M58788	Vision 2		\$8.10	\$15.38	\$23.48
McGuire, Robert M	013M62645	Health 3		\$1,191.50	\$0.00	\$1,191.50
McGuire, Robert M	013M62645	Vision 2		\$8.10	\$0.00	\$8.10
Meadows, Lora G	124M56503	Health 3		\$1,191.50	\$0.00	\$1,191.50
Meadows, Lora G	124M56503	Vision 2		\$8.10	\$0.00	\$8.10
Stemmer, Melanie P	931M53734	Health 3		\$1,107.27	\$0.00	\$1,107.27
Stemmer, Melanie P	931M53734	Vision 2		\$8.10	\$0.00	\$8.10
Walters, William N	892M62426	Health 3		\$523.77	\$0.00	\$523.77
Walters, William N	892M62426	Vision 2		\$8.10	\$0.00	\$8.10
Subtotal for 0000				\$12,801.81	\$9,122.90	\$21,924.71

Cannonsburg Water District

Effective Date: 03/01/2011

00107164-0000

Wells Fargo Insurance Services Of K

Monthly Premium Comparison

Insured Employees	Emp Sex	Sp Age	Num Age	Chld	Health Premium			Dental Premium			Vision Premium			Life Premium		Total Premium		
					Cov	Current	New	Cov	Current	New	Cov	Current	New	Current	New	Current	New	
Clarkston, Danny R	M	60*	58		T	2,383.00	2,722.44	X	0.00	0.00	T	14.17	14.17	0.00	0.00	2,397.17	2,736.61	
Clarkston, Paul E	M	56			S	1,191.50	1,361.22	X	0.00	0.00	S	8.10	8.10	0.00	0.00	1,199.60	1,369.32	
Crooks, Richard J	M	47		1	C	1,266.55	1,452.20	X	0.00	0.00	C	15.39	15.39	0.00	0.00	1,281.94	1,467.59	
Donta, Randall D	M	49			S	880.61	1,006.04	X	0.00	0.00	S	8.10	8.10	0.00	0.00	888.71	1,014.14	
Hambrick, Sharon P	F	52	53	1	F	2,726.06	3,119.60	X	0.00	0.00	F	23.48	23.48	0.00	0.00	2,749.54	3,143.08	
Hicks, Robert E	M	49	51	1	F	2,436.61	2,788.92	X	0.00	0.00	F	23.48	23.48	0.00	0.00	2,460.09	2,812.40	
Howard, Kenneth W	M	39	39		T	1,467.93	1,677.02	X	0.00	0.00	T	14.17	14.17	0.00	0.00	1,482.10	1,691.19	
Howe, Thomas M(D)	M	61			M	523.77	598.38	X	0.00	0.00	M	8.10	8.10	0.00	0.00	531.87	606.48	
Keller, James M	M	50*	38	2	F	2,582.87	3,291.94	X	0.00	0.00	F	23.48	23.48	0.00	0.00	2,606.35	3,315.42	
McCalvin, Thomas A	M	36	31	2	F	2,257.42	2,589.47	X	0.00	0.00	F	23.48	23.48	0.00	0.00	2,280.90	2,612.95	
McGuire, Robert M	M	63			S	1,191.50	1,361.22	X	0.00	0.00	S	8.10	8.10	0.00	0.00	1,199.60	1,369.32	
Meadows, Lora G	F	65*			S	1,191.50	1,361.22	X	0.00	0.00	S	8.10	8.10	0.00	0.00	1,199.60	1,369.32	
Stemmer, Melanie P	F	49			S	1,107.27	1,264.99	X	0.00	0.00	S	8.10	8.10	0.00	0.00	1,115.37	1,273.09	
Walters, William N	M	71			M	523.77	598.38	X	0.00	0.00	M	8.10	8.10	0.00	0.00	531.87	606.48	
Totals						21,730.36	25,193.04		0.00	0.00		194.35	194.35	0.00	0.00	21,924.71	25,387.39	
															% Change		15.8%	

24430.20

1762.8
24624
42700

THERE IS NO NEED TO INFORM ANTHEM OF YOUR ACCEPTANCE OF THIS RENEWAL AS LONG AS YOUR BENEFITS REMAIN THE SAME AS PRESENTED IN THE ATTACHED EXHIBITS

Anthem Blue Cross and Blue Shield believes this plan is a "grandfathered health plan" under the Patient Protection and Affordable Care Act (the Affordable Care Act). As permitted by the Affordable Care Act, a grandfathered health plan can preserve certain basic health coverage that was already in effect when that law was enacted. Being a grandfathered health plan means that this plan may not include certain consumer protections of the Affordable Care Act that apply to other plans, for example, the requirement for the provision of preventive health services without any cost sharing. However, grandfathered health plans must comply with certain other consumer protections in the Affordable Care Act, for example, the elimination of lifetime limits on benefits.

Questions regarding which protections of the Affordable Care Act apply and which protections do not apply to a grandfathered health plan and what might cause a plan to change from grandfathered health plan status can be directed to Anthem Blue Cross and Blue Shield at the telephone number printed on the back of your member identification card, or contact your group benefits administrator if you do not have an identification card. For ERISA plans, you may also contact the Employee Benefits Security Administration, U.S. Department of Labor at 1-866-444-3272 or www.dol.gov/ebsa/healthreform. This Web site has a table summarizing which protections do and do not apply to grandfathered health plans. For nonfederal governmental plans, you may also contact the U.S. Department of Health and Human Services at www.healthcare.gov.

An asterisk (*) indicates a change in age bracket between current and renewal premium.

(D) indicates Medicare Disabled

Note: Coverage Types S=Single, T=Emp/Spouse, C=Emp/Child, F=Family, M=Medicare Single, P=Medicare Emp/Spouse, H=Medicare Emp/Child, A=Medicare Family, X=Life Only

Current Subscriber Details

SubGroup ID: 0000

SubGroup Name: Cannonsburg Water District

OHBBGR01 COMB 20110215B01 J59C
20110214 001238 Env [28.081] 3 of

Subscriber	Subscriber ID	Plan	Volume	Subscriber	Dependent	Total
Clarkston, Danny R	379M56506	Health 3		\$1,361.22	\$1,361.22	\$2,722.44
Clarkston, Danny R	379M56506	Vision 2		\$8.10	\$6.07	\$14.17
Clarkston, Paul E	839M56457	Health 3		\$1,361.22	\$0.00	\$1,361.22
Clarkston, Paul E	839M56457	Vision 2		\$8.10	\$0.00	\$8.10
Crooks, Richard J	766M54390	Health 3		\$1,006.04	\$446.16	\$1,452.20
Crooks, Richard J	766M54390	Vision 2		\$8.10	\$7.29	\$15.39
Donta, Randall D	017M54309	Health 3		\$1,006.04	\$0.00	\$1,006.04
Donta, Randall D	017M54309	Vision 2		\$8.10	\$0.00	\$8.10
Hambrick, Sharon P	269M56614	Health 3		\$1,336.72	\$1,782.88	\$3,119.60
Hambrick, Sharon P	269M56614	Vision 2		\$8.10	\$15.38	\$23.48
Hicks, Robert E	978M54283	Health 3		\$1,006.04	\$1,782.88	\$2,788.92
Hicks, Robert E	978M54283	Vision 2		\$8.10	\$15.38	\$23.48
Howard, Kenneth W	029M58785	Health 3		\$614.12	\$1,062.90	\$1,677.02
Howard, Kenneth W	029M58785	Vision 2		\$8.10	\$6.07	\$14.17
Howe, Thomas M	825M62397	Health 3		\$598.38	\$0.00	\$598.38
Howe, Thomas M	825M62397	Vision 2		\$8.10	\$0.00	\$8.10
Keller, James M	781M55516	Health 3		\$1,336.72	\$1,955.22	\$3,291.94
Keller, James M	781M55516	Vision 2		\$8.10	\$15.38	\$23.48
McCalvin, Thomas A	369M58788	Health 3		\$614.12	\$1,975.35	\$2,589.47
McCalvin, Thomas A	369M58788	Vision 2		\$8.10	\$15.38	\$23.48
McGuire, Robert M	013M62645	Health 3		\$1,361.22	\$0.00	\$1,361.22
McGuire, Robert M	013M62645	Vision 2		\$8.10	\$0.00	\$8.10
Meadows, Lora G	124M56503	Health 3		\$598.38	\$0.00	\$598.38
Meadows, Lora G	124M56503	Vision 2		\$8.10	\$0.00	\$8.10
Stemmer, Melanie P	931M53734	Health 3		\$1,264.99	\$0.00	\$1,264.99
Stemmer, Melanie P	931M53734	Vision 2		\$8.10	\$0.00	\$8.10
Walters, William N	892M62426	Health 3		\$598.38	\$0.00	\$598.38
Walters, William N	892M62426	Vision 2		\$8.10	\$0.00	\$8.10
Subtotal for 0000				\$14,176.99	\$10,447.55	\$24,624.55

**CANNONSBURG WATER DISTRICT
1606 Cannonsburg Road
Ashland, KY 41102
606-928-9808 or FAX 606-928-4788**

*Approval of
full time
employee*

Cannonsburg Water District held its Monthly Commissioners Meeting on Wednesday, June 22, 2011 at 11:00am at the District office located at 1606 Cannonsburg Road, Ashland, KY.

Those in attendance were:

Danny Clarkston, Manager
Thomas Howe, Secretary
Sue Reed, Treasurer
Robert McGuire
Frank Nelson
Clarence Jackson

Melanie Stemmer, Recorder
Caryn Lee

Meeting called to order by Thomas Howe @ 11:00am.

MINUTES

Motion was made by Robert McGuire that the Minutes from the May 25, 2011 meeting be accepted as stated. Seconded by Frank Nelson. Motion carried.

TREASURERS REPORT

Discussion contained many ways in which to cut costs. Question arose regarding the BP Credit Cards. Considerable concern was voiced and asked that Danny check into and monitor the Company bills versus the employee bills to make sure of accuracy and report back at a future meeting.

Motion was made by Sue Reed that the Treasurers Report from May 25, 2011 meeting be accepted as stated. Seconded by Robert McGuire. Motion Carried.

NEW COMMISSIONER

Danny introduced Clarence Jackson to the attending Commissioners.

ELECT CHAIRMAN

Motion was made by Thomas Howe that Robert McGuire be nominated as Chairman. Seconded by Sue Reed. Motion Carried. Robert McGuire will be acting Chairman with the July 20, 2011 meeting.

Page 2,
C.W.D. Commissioners Meeting
June 22, 2011

CARRYN LEE – RATE INCREASE

Carryn Lee was introduced by Danny Clarkston and she outlined her planned proposal for the Rate Increase that will be given to the Public Service Commission for approval. Her advise was to go with the proposed increase listed on page 3 where we asked for 100% depreciation. She continued to go over the other options she listed but re-iterated that she felt the 100% was the best one in light of our current financial situation.

Sue Reed asked that due to the ongoing problem found with our Audits relative to the “segregation of duties”, didn't she think that we should add another employee? After much discussion, it was decided to go ahead and add a full-time office employee, starting hourly rate of \$9.00/hour with full benefits. Motion to allow Carryn Lee to continue with presenting the Rate Increase of 100% Depreciation to the Public Service Commission with needed documentation attached and forwarded was made by Thomas Howe. Seconded by Robert McGuire. Motion carried.

NEW HIGH SCHOOL UPDATE

Danny advised of the current standing with the new Boyd County High School. We have received the funding for the job and has been set up in a account of its own.

FINANCIAL CONCERNS


After considerable discussion, with different options looked at, it was the consensus that Danny continue to tighten where possible and review ideas on possible layoffs. Will be addressed again at the next meeting.

Motion to approve the June 22, 2011 Minutes was made by Robert McGuire. Seconded by Thomas Howe. Motion carried.

Motion to adjourn was made by Robert McGuire at 11:52am. Seconded by Thomas Howe.



Danny Clarkston, Manager



Robert McGuire, Chairman

6-22-11/ms
cc: file

CANNONSBURG WATER DISTRICT

3 - YEAR AVERAGE DEBT EXPENSE

	2011	2012	2013	Coverage	Total
RD	\$ 24,250	\$ 28,125	\$ 26,875	\$ 5,283	\$ 31,700
KRWFC	29,665	29,047	29,403		29,372
Chase	4,155	4,155	3,809		4,040
Total	\$ 58,070	\$ 61,327	\$ 60,087	\$ 5,283	\$ 65,112

KENTUCKY RURAL WATER FINAN

RPORATION FLEXIBLE - TERM FINANCE PROGRAM

Borrower: Cannonsbury Water District
 Dated Date: 06/27/01

Approved in
 PSC CN 2001-168

Borrower Payment Schedule

EXHIBIT A

Payment Date	Principal	Interest	Trustee Fees	Total	Fiscal Total	Monthly Principal	Monthly Interest	Total Monthly Sinking Fund Payments
06/27/01								
01/01/02	6,000.00	12,658.10	250.00	18,908.10		7/1-1/2	857.14	1,808.30
07/01/02	0.00	10,522.50	0.00	10,522.50	29,430.60	2/2-7/2	666.67	1,753.75
01/01/03	8,000.00	10,522.50	250.00	18,772.50		8/2-1/3	666.67	1,753.75
07/01/03	0.00	10,356.50	0.00	10,356.50	29,129.00	2/3-7/3	666.67	1,726.08
01/01/04	8,000.00	10,356.50	250.00	18,606.50		8/3-1/4	666.67	1,726.08
07/01/04	0.00	10,190.50	0.00	10,190.50	28,797.00	2/4-7/4	750.00	1,698.42
01/01/05	9,000.00	10,190.50	250.00	19,440.50		8/4-1/5	750.00	1,698.42
07/01/05	0.00	10,003.75	0.00	10,003.75	29,444.25	2/5-7/5	750.00	1,667.29
01/01/06	9,000.00	10,003.75	250.00	19,253.75		8/5-1/6	750.00	1,667.29
07/01/06	0.00	9,817.00	0.00	9,817.00	29,070.75	2/6-7/6	833.33	1,636.17
01/01/07	10,000.00	9,817.00	250.00	20,067.00		8/6-1/7	833.33	1,636.17
07/01/07	0.00	9,584.50	0.00	9,584.50	29,651.50	2/7-7/7	833.33	1,597.42
01/01/08	10,000.00	9,584.50	250.00	19,834.50		8/7-1/8	833.33	1,597.42
07/01/08	0.00	9,352.00	0.00	9,352.00	29,186.50	2/8-7/8	833.33	1,558.67
01/01/09	10,000.00	9,352.00	250.00	19,602.00		8/8-1/9	833.33	1,558.67
07/01/09	0.00	9,119.50	0.00	9,119.50	28,721.50	2/9-7/9	833.33	1,519.92
01/01/10	10,000.00	9,119.50	250.00	19,369.50		8/9-1/10	833.33	1,519.92
07/01/10	0.00	8,862.00	0.00	8,862.00	28,231.50	2/10-7/10	1,000.00	1,477.00
01/01/11	12,000.00	8,862.00	250.00	21,112.00		8/10-1/11	1,000.00	1,477.00
07/01/11	0.00	8,553.00	0.00	8,553.00	29,665.00	2/11-7/11	1,000.00	1,425.50
01/01/12	12,000.00	8,553.00	250.00	20,803.00		8/11-1/12	1,000.00	1,425.50
07/01/12	0.00	8,244.00	0.00	8,244.00	29,047.00	2/12-7/12	1,083.33	1,374.00
01/01/13	13,000.00	8,244.00	250.00	21,494.00		8/12-1/13	1,083.33	1,374.00
07/01/13	0.00	7,909.25	0.00	7,909.25	29,403.25	2/13-7/13	1,166.67	1,318.21
01/01/14	14,000.00	7,909.25	250.00	22,159.25		8/13-1/14	1,166.67	1,318.21
07/01/14	0.00	7,522.50	0.00	7,522.50	29,681.75	2/14-7/14	1,166.67	1,253.75
01/01/15	14,000.00	7,522.50	250.00	21,772.50		8/14-1/15	1,166.67	1,253.75
07/01/15	0.00	7,135.75	0.00	7,135.75	28,908.25	2/15-7/15	1,250.00	1,189.29
01/01/16	15,000.00	7,135.75	250.00	22,385.75		8/15-1/16	1,250.00	1,189.29
07/01/16	0.00	6,721.38	0.00	6,721.38	29,107.13	2/16-7/16	1,333.33	1,120.23
01/01/17	16,000.00	6,721.38	250.00	22,971.38		8/16-1/17	1,333.33	1,120.23
07/01/17	0.00	6,279.38	0.00	6,279.38	29,250.76	2/17-7/17	1,416.67	1,046.56
01/01/18	17,000.00	6,279.38	250.00	23,529.38		8/17-1/18	1,416.67	1,046.56
07/01/18	0.00	5,809.75	0.00	5,809.75	29,339.13	2/18-7/18	1,416.67	968.29
01/01/19	17,000.00	5,809.75	250.00	23,059.75		8/18-1/19	1,416.67	968.29
07/01/19	0.00	5,340.13	0.00	5,340.13	28,399.88	2/19-7/19	1,583.33	890.02
01/01/20	19,000.00	5,340.13	250.00	24,590.13		8/19-1/20	1,583.33	890.02
07/01/20	0.00	4,815.25	0.00	4,815.25	29,405.38	2/20-7/20	1,916.67	802.54
01/01/21	23,000.00	4,815.25	250.00	28,065.25		8/20-1/21	1,916.67	802.54
07/01/21	0.00	4,223.00	0.00	4,223.00	32,288.25	2/21-7/21	3,333.33	703.83
01/01/22	40,000.00	4,223.00	250.00	44,473.00		8/21-1/22	3,333.33	703.83
07/01/22	0.00	3,193.00	0.00	3,193.00	47,666.00	2/22-7/22	3,500.00	532.17
01/01/23	42,000.00	3,193.00	250.00	45,443.00		8/22-1/23	3,500.00	532.17
07/01/23	0.00	2,111.50	0.00	2,111.50	47,554.50	2/23-7/23	3,750.00	351.92
01/01/24	45,000.00	2,111.50	250.00	47,361.50		8/23-1/24	3,750.00	351.92
07/01/24	0.00	952.75	0.00	952.75	48,314.25	2/24-7/24	3,083.33	158.79
01/01/25	37,000.00	952.75	250.00	38,202.75		8/24-1/25	3,083.33	158.79
07/01/25	0.00	0.00	0.00	0.00	38,202.75	2/25-7/25	0.00	0.00
Totals	416,000.00	345,895.88	6,000.00	767,895.88			416,000.00	345,895.88
								761,895.88

Case

Cannonsburg Water District
Notes Payable
12/31/2010

Amortization Schedule

2008 Silverado 1500
Vin #1G6FK1405N111078

Loan principal amount	\$20,722.00	Annual loan payments	\$4,155.24
Annual interest rate	6.290%	Monthly payments	\$346.27
Loan period in years	6	Interest in first calendar year	\$108.62
Base year of loan	2007	Interest over term of loan	\$4,209.44
Base month of loan	December	Sum of all payments	\$24,931.44

Year	Month	Beginning Balance	Payment	Principal	Interest	Cumulative Principal	Cumulative Interest	Ending Balance
2008	Dec	\$20,722.00	\$346.27	\$237.65	\$108.62	\$237.65	\$108.62	\$20,484.35
	Jan	\$20,484.35	\$346.27	\$238.90	\$107.37	\$476.55	\$215.99	\$20,245.45
	Feb	\$20,245.45	\$346.27	\$240.15	\$106.12	\$716.70	\$322.11	\$20,005.30
	Mar	\$20,005.30	\$346.27	\$241.41	\$104.86	\$958.11	\$426.97	\$19,763.89
	Apr	\$19,763.89	\$346.27	\$242.67	\$103.60	\$1,200.78	\$530.57	\$19,521.22
	May	\$19,521.22	\$346.27	\$243.95	\$102.32	\$1,444.73	\$632.89	\$19,277.27
	Jun	\$19,277.27	\$346.27	\$245.22	\$101.05	\$1,689.95	\$733.94	\$19,032.05
	Jul	\$19,032.05	\$346.27	\$246.51	\$99.76	\$1,936.46	\$833.70	\$18,785.54
	Aug	\$18,785.54	\$346.27	\$247.80	\$98.47	\$2,184.26	\$932.17	\$18,537.74
	Sep	\$18,537.74	\$346.27	\$249.10	\$97.17	\$2,433.36	\$1,029.34	\$18,288.64
	Oct	\$18,288.64	\$346.27	\$250.41	\$95.86	\$2,683.77	\$1,125.20	\$18,038.23
	Nov	\$18,038.23	\$346.27	\$251.72	\$94.55	\$2,935.49	\$1,219.75	\$17,786.51

Year	Beginning Balance	Payment	Principal	Interest	Cumulative Principal	Cumulative Interest	Ending Balance
2008	\$20,484.35	\$4,155.24	\$2,950.70	\$1,204.54	\$3,188.35	\$1,313.16	\$17,533.65
2009	\$17,533.65	\$4,155.24	\$3,141.93	\$1,013.31	\$6,330.28	\$2,326.47	\$14,391.72
2010	\$14,391.72	\$4,155.24	\$3,345.35	\$809.89	\$9,675.63	\$3,136.36	\$11,046.37
2011	\$11,046.37	\$4,155.24	\$3,561.95	\$593.29	\$13,237.58	\$3,729.65	\$7,484.42
2012	\$7,484.42	\$4,155.24	\$3,792.57	\$362.67	\$17,030.15	\$4,092.32	\$3,691.85
2013	\$3,691.85	\$3,808.97	\$3,691.85	\$117.12	\$20,722.00	\$4,209.44	\$0.00

Cannonsburg Water District
AP Cash Distribution
Checks Issued 1/1/2010 To 12/31/2010

Vendor Invoice No. =====	GL Distribution =====		Check# =====	Check Date =====
Woodford Oil Company 1206389	676-700	262.20	7680 7680	02/12/10
KY Retirement Systems JANKYRET JANKYRET	263-100 420-000	2,305.78 7,452.22	7804 7804 7804	01/06/10
Wells Group, LLC 55091	620-000	462.00	7808 7808	01/14/10
Woodford Oil Company 1200719	676-700	55.87	7809 7809	01/14/10
CTS 1499070	676-600	109.22	7810 7810	01/14/10
CTS 1400653	676-600	109.22	7810 7810	01/14/10
KY Power Company JAN JAN JAN JAN JAN JAN JAN JAN	615-100 615-100 615-100 615-100 615-200 615-200 615-200 615-100	2,916.54 762.04 237.95 214.44 174.33 135.27 64.82 12.92	7811 7811 7811 7811 7811 7811 7811 7811	01/14/10
Columbia Gas JAN JAN	617-200 617-200	278.09 88.62	7812 7812 7812	01/14/10
Elan Financial Services JAN JAN JAN	650-200 675-500 676-600	500.00 1,704.82 471.89	7813 7813 7813	01/14/10
Ashland Water JAN	610-100	93,965.13	7814 7814	01/14/10
Big Sandy Water District JAN	610-200	1,069.42	7815 7815	01/14/10
Gillums Service & Repair Inc. 207966	676-600	1.56	7816 7816	01/14/10
Helton Auto Supply 22063	650-200	35.30	7817 7817	01/14/10

Cannonsburg Water District
 AP Cash Distribution
 Checks Issued 1/1/2010 To 12/31/2010

Vendor Invoice No. =====	GL Distribution =====		Check# =====	Check Date =====
Helton Auto Supply 220076	650-200	3.10	7817 7817	01/14/10
KY Underground 200605922	676-600	42.00	7818 7818	01/14/10
Scioto Block 32604	620-000	451.80	7819 7819	01/14/10
C.I. Thornburg Co. Inc. S1461498.1	620-000	1,432.98	7820 7820	01/14/10
C.I. Thornburg Co. Inc. S1461669.1	676-600	220.00	7820 7820	01/14/10
C.I. Thornburg Co. Inc. S1460311.3	620-000	1,725.00	7820 7820	01/14/10
C.I. Thornburg Co. Inc. S1461281.1	676-000	108.50	7820 7820	01/14/10
C.I. Thornburg Co. Inc. S1461089.1	676-000	1,892.87	7820 7820	01/14/10
C.I. Thornburg Co. Inc. S1458263.1	676-000	67.50	7820 7820	01/14/10
Aquis Communications 113436595	616-300	36.41	7821 7821	01/14/10
US Postal Service JAN	132-000	2,000.00	7822 7822	01/14/10
State Electric Supply Co. 6602302-00	676-600	6.54	7823 7823	01/14/10
KY Home Supply 4528	676-600	1.99	7824 7824	01/14/10
KY Home Supply 4508	676-600	6.57	7824 7824	01/14/10
KY State Treasurer psc assessment JAN	241-200	2,041.94	7825 7825	01/14/10
Quill 2658278	675-500	243.41	7826 7826	01/14/10
Quill			7826	01/14/10

Cannonsburg Water District
AP Cash Distribution
Checks Issued 1/1/2010 To 12/31/2010

Vendor Invoice No. =====	GL Distribution =====		Check# =====	Check Date =====
2636511	675-500	42.87	7826	
Boyd Co. Fiscal Court-Occupational Tas 4TH QTR	241-300	1,318.54	7827 7827	01/14/10
Cintas First Aid & Safety 288029904	676-600	37.00	7828 7828	01/14/10
Hart Sanitation, Inc. JAN	675-500	50.00	7829 7829	01/14/10
Bluegrass Aggregates, LLC 6552	620-000	283.37	7830 7830	01/14/10
Chase Auto Finance JAN	231-200	346.27	7831 7831	01/14/10
Toshiba America Info Systmes 140850421	675-000	347.69	7832 7832	01/14/10
Home Federal Savings & Loan JAN JAN	232-600 427-300	757.77 14.50	7833 7833 7833	01/14/10
Danny Strickland 175365	650-200	149.32	7834 7834	01/14/10
Tri-State Industrial Supply 1031651	676-600	144.70	7835 7835	01/14/10
Clay Tire Sales, Inc. 053880	650-200	15.00	7836 7836	01/14/10
Division of Child Support JAN	252-000	162.92	7837 7837	01/21/10
CTS 1403794	676-600	109.22	7841 7841	01/28/10
CTS 1402239	676-600	109.22	7841 7841	01/28/10
KY Power Company BRIARWOOD BRIARWOOD R	615-100 615-100	103.49 12.94	7842 7842 7842	01/28/10
KY Power Company COFFEY	615-100	20.45	7842 7842	01/28/10
KY Power Company			7842	01/28/10

**Cannonsburg Water District
AP Cash Distribution
Checks Issued 1/1/2010 To 12/31/2010**

Vendor Invoice No. =====	GL Distribution =====	Check# =====	Check Date =====
BRIARWOOD R	615-100	12.94	7842
KY Power Company RT 60	615-100	12.40	7842 7842
Superior Supply, Inc. 29894	676-600	26.00	7843 7843
Delta Dental JAN	659-100	637.80	7844 7844
Ashland Office Supply 369185-0	675-500	34.99	7845 7845
Anthem Life 1264588	659-200	563.49	7846 7846
Scot Gross Co., Inc. 2225350	676-600	6.25	7847 7847
Scot Gross Co., Inc. 2224896	676-600	9.79	7847 7847
KY Home Supply 4562	676-600	9.29	7848 7848
KY Home Supply 4560	676-600	4.39	7848 7848
KY Home Supply 4594	676-600	3.47	7848 7848
Armstrong JAN	675-500	285.06	7849 7849
Nextel 846807085075	616-200	567.13	7850 7850
John W. Clark Oil Co., Inc. 700 COMPANY	650-100	1,581.28	7851 7851
John W. Clark Oil Co., Inc. 1037 BO	250-000	238.45	7851 7851
John W. Clark Oil Co., Inc. 1036 MEL	250-000	85.65	7851 7851
John W. Clark Oil Co., Inc. 1033 TOM	250-000	197.60	7851 7851
John W. Clark Oil Co., Inc.			7851

**Cannonsburg Water District
AP Cash Distribution
Checks Issued 1/1/2010 To 12/31/2010**

Vendor Invoice No. =====	GL Distribution =====	Check# =====	Check Date =====
1008 BOB	250-000	328.91	7851
John W. Clark Oil Co., Inc. 1034 MIKE	250-000	138.01	7851 7851
John W. Clark Oil Co., Inc. 1004 RANDY	250-000	232.15	7851 7851
Computer House Calls 3013	635-000	1,258.98	7852 7852
Dannys Garage 175374	650-200	118.93	7853 7853
Tri-State Industrial Supply 1027122	676-600	144.70	7854 7854
KY Retirement Systems FEB FEB	263-100 420-000	1,077.78 3,483.43	7856 7856 7856
CTS 1405288	676-600	109.22	7861 7861
CTS 1408293	676-600	109.22	7861 7861
CTS 1406805	676-600	109.22	7861 7861
KY Power Company BROOKEFIELD	615-100	277.05	7862 7862
KY Power Company REBEL RD	615-100	218.93	7862 7862
KY Power Company MID TR	615-100	2,929.33	7862 7862
Columbia Gas CANN RD CANN RD-2	617-200 617-200	249.26 97.97	7863 7863 7863
Columbia Gas CANN RD-2	617-200	97.97	7863 7863
Columbia Gas MID TR-2	617-100	44.14	7863 7863
Elan Financial Services			7864

**Cannonsburg Water District
AP Cash Distribution
Checks Issued 1/1/2010 To 12/31/2010**

Vendor Invoice No.	GL Distribution		Check#	Check Date
=====	=====	=====	=====	=====
FEB	650-200	1,092.02	7864	
FEB	675-500	764.26	7864	
FEB	676-600	202.19	7864	
Whayne Supply Company IARR97930010	676-800	902.00	7865 7865	02/12/10
Ashland Office Supply 369185	675-500	34.99	7866 7866	02/12/10
Big Sandy Water District FEB-2	610-200	540.23	7867 7867	02/12/10
Big Sandy Water District FEB FEB-2	610-200 610-200	14.46 540.23	7867 7867 7867	02/12/10
General Sales Co. 491395	676-600	28.77	7868 7868	02/12/10
Gillums Service & Repair Inc. 209250	676-600	2.80	7869 7869	02/12/10
Helton Auto Supply 220199	650-200	11.07	7870 7870	02/12/10
Helton Auto Supply 220095	650-200	27.80	7870 7870	02/12/10
MSU Water Testing Lab FEB	678-000	2,120.00	7871 7871	02/12/10
C.I. Thornburg Co. Inc. SI463230.1	620-000	402.35	7872 7872	02/12/10
C.I. Thornburg Co. Inc. SI464572.1	620-000	375.12	7872 7872	02/12/10
Aquis Communications 113693508	616-300	36.41	7873 7873	02/12/10
Scot Gross Co., Inc. 2233278	676-600	106.32	7874 7874	02/12/10
KY State Treasurer psc assessment FEB	241-200	1,031.14	7875 7875	02/12/10
Quill 3210181	675-500	299.36	7876 7876	02/12/10
Antthm Blue Cross Blue Shield			7877	02/12/10

Cannonsburg Water District
 AP Cash Distribution
 Checks Issued 1/1/2010 To 12/31/2010

Vendor Invoice No.	GL Distribution		Check#	Check Date
=====	=====	=====	=====	=====
063600011	251-000	1,433.63	7877	
063600011	659-000	15,499.22	7877	
Cintas First Aid & Safety 0288030441	676-600	73.75	7878 7878	02/12/10
Hart Sanitation, Inc. FEB	675-500	50.00	7879 7879	02/12/10
Toshiba Financial Services 143145126	675-000	347.69	7880 7880	02/12/10
Home Federal Savings & Loan FEB FEB	232-600 427-300	762.76 9.51	7881 7881 7881	02/12/10
Dannys Garage 175376	650-200	223.65	7882 7882	02/12/10
Personal Concepts FEB	675-500	40.95	7883 7883	02/12/10
Ron Gambill 2470535	650-200	141.68	7884 7884	02/12/10
Amsoil Inc 774148 12879109R1	650-200	428.95	7885 7885	02/12/10
Premier Precast Products FEB	620-000	5,827.17	7886 7886	02/12/10
Division of Child Support FEB	252-000	162.92	7887 7887	02/18/10
CTS 1409736	676-600	109.22	7891 7891	02/19/10
KY Power Company CANN RD-2	615-200	122.99	7892 7892	02/19/10
KY Power Company PAUL COFFEY	615-100	17.85	7892 7892	02/19/10
KY Power Company US RT 60	615-100	12.81	7892 7892	02/19/10
KY Power Company CANN RD-3	615-200	61.65	7892 7892	02/19/10
KY Power Company			7892	02/19/10

Cannonsburg Water District
AP Cash Distribution
Checks Issued 1/1/2010 To 12/31/2010

Vendor Invoice No.	GL Distribution		Check#	Check Date
=====	=====	=====	=====	=====
CANN RD	615-200	206.98	7892	
CANN RD-2	615-200	122.99	7892	
CANN RD-3	615-200	61.65	7892	
KY Power Company MCGUIRE	615-100	884.86	7892 7892	02/19/10
KY Power Company TARPIN RDG	615-100	13.27	7892 7892	02/19/10
Ashland Water FEB	610-100	84,477.45	7893 7893	02/19/10
Helton Auto Supply 220233	650-200	14.35	7894 7894	02/19/10
Helton Auto Supply 220273	650-200	15.99	7894 7894	02/19/10
Quill 3546492	675-500	97.41	7895 7895	02/19/10
Bluegrass Alignment 303651	650-200	60.00	7896 7896	02/19/10
John W. Clark Oil Co., Inc. 700 COMP	650-100	62.57	7897 7897	02/19/10
John W. Clark Oil Co., Inc. 1036 MELANIE	250-000	77.72	7897 7897	02/19/10
John W. Clark Oil Co., Inc. 1034 MIKE-FEB	250-000	79.24	7897 7897	02/19/10
Division of Child Support MAR	252-000	162.92	7898 7898	03/04/10
Walmart MAR	676-600	94.51	7902 7902	03/05/10
CTS 1411196	676-600	109.22	7903 7903	03/05/10
CTS 1412721	676-600	109.22	7903 7903	03/05/10
KY Power Company BRIARWOOD-MAR BRIARWOOD-MAR2	615-100 615-100	104.35 13.46	7904 7904 7904	03/05/10
KY Power Company			7904	03/05/10

**Cannonsburg Water District
AP Cash Distribution
Checks Issued 1/1/2010 To 12/31/2010**

Vendor Invoice No. =====	GL Distribution =====	Amount	Check# =====	Check Date =====
BROOKEFIELD-MAR	615-100	266.22	7904	
KY Power Company			7904	03/05/10
BRIARWOOD-MAR2	615-100	13.46	7904	
Columbia Gas			7905	03/05/10
CANN RD-MAR	617-200	98.60	7905	
Columbia Gas			7905	03/05/10
MIDLAND-MAR	617-100	41.07	7905	
Columbia Gas			7905	03/05/10
BRIARWOOD-MAR	617-200	217.19	7905	
Delta Dental			7906	03/05/10
MAR	659-100	637.80	7906	
KY Retirement Systems			7907	03/05/10
MAR	263-100	1,543.69	7907	
MAR	420-000	4,989.20	7907	
Anthem Life			7908	03/05/10
1278864	659-200	565.29	7908	
Big Sandy Water District			7909	03/05/10
MAR	610-200	268.52	7909	
Helton Auto Supply			7910	03/05/10
220297	650-200	50.75	7910	
KY Underground			7911	03/05/10
200606168	676-600	29.54	7911	
C.I. Thornburg Co. Inc.			7912	03/05/10
S1467604.1	676-600	356.55	7912	
C.I. Thornburg Co. Inc.			7912	03/05/10
S1467390.1	676-200	250.00	7912	
Aquis Communications			7913	03/05/10
113951611	616-300	37.55	7913	
Scot Gross Co., Inc.			7914	03/05/10
2249951	676-610	1,328.80	7914	
Scot Gross Co., Inc.			7914	03/05/10
2249093	676-600	119.67	7914	
Scot Gross Co., Inc.			7914	03/05/10
2250581	676-600	12.27	7914	

Cannonsburg Water District
AP Cash Distribution
Checks Issued 1/1/2010 To 12/31/2010

Vendor Invoice No. =====	GL Distribution =====		Check# =====	Check Date =====
KY Home Supply MAR	676-600	29.63	7915 7915	03/05/10
KY State Treasurer psc assessment MAR	241-200	1,526.06	7916 7916	03/05/10
Armstrong MAR	675-500	287.53	7917 7917	03/05/10
Quill MAR2	675-500	78.10	7918 7918	03/05/10
Quill MAR	675-500	57.45	7918 7918	03/05/10
Quill MAR2	675-500	78.10	7918	
Nextel 846807085076	675-500	564.72	7919 7919	03/05/10
Antthm Blue Cross Blue Shield 064635763	251-000	2,007.85	7920 7920	03/05/10
064635763	659-000	20,310.09	7920	
Office Depot 510468311001	675-500	169.99	7922 7922	03/05/10
John W. Clark Oil Co., Inc. 1004 RANDY-MAR	250-000	17.84	7923 7923	03/05/10
John W. Clark Oil Co., Inc. 1033 TOMMY-MAR	250-000	51.31	7923 7923	03/05/10
John W. Clark Oil Co., Inc. 1008 BOB-MAR	250-000	144.11	7923 7923	03/05/10
John W. Clark Oil Co., Inc. 1036 MELANIE-MAR	250-000	176.85	7923 7923	03/05/10
John W. Clark Oil Co., Inc. 1034 JAMES-MAR	250-000	179.67	7923 7923	03/05/10
John W. Clark Oil Co., Inc. 1037 BO-MAR	250-000	72.27	7923 7923	03/05/10
John W. Clark Oil Co., Inc. 700 COMPANY-MAR	650-100	520.38	7923 7923	03/05/10
Hart Sanitation, Inc. MAR	675-500	60.00	7924 7924	03/05/10

**Cannonsburg Water District
AP Cash Distribution
Checks Issued 1/1/2010 To 12/31/2010**

Vendor Invoice No. =====	GL Distribution =====	Check# =====	Check Date =====
Chase Auto Finance MAR	231-200	346.27	7925 7925
			03/05/10
Toshiba Financial Services 145366803	675-000	347.69	7926 7926
			03/05/10
Division of Child Support 3/18/10	252-000	162.92	7927 7927
			03/18/10
Perfection Rubber and Supply 102985	676-600	46.01	7931 7931
			03/19/10
CTS 1414289	676-600	109.22	7932 7932
			03/19/10
CTS 1415804	676-600	118.59	7932 7932
			03/19/10
ROBERT MCGUIRE MAR	675-500	275.00	7933 7933
			03/19/10
KY Power Company MAR USRT 60	615-100	12.42	7934 7934
			03/19/10
KY Power Company MAR	615-100	2,771.66	7934 7934
MAR MCGUIRE	615-100	758.81	7934 7934
MAR REBEL RD	615-100	222.70	7934 7934
MAR CAN RD	615-200	192.01	7934 7934
MAR CANN RD	615-200	123.12	7934 7934
MAR PAUL COF	615-100	19.31	7934 7934
MAR USRT 60	615-100	12.42	7934 7934
MAR TARPIN RD	615-100	12.75	7934 7934
MAR CAN RD	615-200	63.54	7934 7934
			03/19/10
KY Power Company MAR MCGUIRE	615-100	758.81	7934 7934
			03/19/10
KY Power Company MAR REBEL RD	615-100	222.70	7934 7934
			03/19/10
KY Power Company MAR CAN RD	615-200	192.01	7934 7934
MAR CAN RD	615-200	63.54	7934 7934
			03/19/10
KY Power Company MAR PAUL COF	615-100	19.31	7934 7934
			03/19/10
KY Power Company			7934 03/19/10

Cannonsburg Water District
AP Cash Distribution
Checks Issued 1/1/2010 To 12/31/2010

Vendor Invoice No. =====	GL Distribution =====		Check# =====	Check Date =====
MAR TARPIN RD	615-100	12.75	7934	
KY Power Company MAR CAN RD	615-200	63.54	7934 7934	03/19/10
KY Power Company MAR CANN RD	615-200	123.12	7934 7934	03/19/10
Elan Financial Services MAR	650-100	115.39	7935 7935	03/19/10
MAR	650-200	936.49	7935	
MAR	675-500	1,668.52	7935	
MAR	676-600	623.34	7935	
Superior Supply, Inc. 30075	676-600	9.50	7936 7936	03/19/10
Ashland Water MAR	610-100	94,113.65	7937 7937	03/19/10
Ashland Office Supply 377297-1	675-500	5.85	7938 7938	03/19/10
Ashland Office Supply 377297-0	675-500	9.46	7938 7938	03/19/10
Bowling Feed & Hardware 176732	676-600	69.98	7939 7939	03/19/10
Helton Auto Supply 220479	650-200	264.44	7940 7940	03/19/10
Helton Auto Supply 220381	650-200	60.95	7940 7940	03/19/10
C I Thornburg Co S1469076.2	620-000	137.29	7941 7941	03/19/10
Vandyke, Inc. 45153	675-200	398.00	7942 7942	03/19/10
Scot Gross Co., Inc. 2257542	676-600	32.45	7943 7943	03/19/10
Armstrong MARCH	675-500	284.53	7944 7944	03/19/10
Nextel 84680785007	616-200	432.28	7945 7945	03/19/10
Antthm Blue Cross Blue Shield			7946	03/19/10

Cannonsburg Water District
AP Cash Distribution
Checks Issued 1/1/2010 To 12/31/2010

Vendor Invoice No. =====	GL Distribution =====		Check# =====	Check Date =====
065663363	251-000	2,007.84	7946	
065663363	659-000	20,310.10	7946	
John W. Clark Oil Co., Inc. MAR 1037	250-000	87.23	7947 7947	03/19/10
John W. Clark Oil Co., Inc. MAR 1034	250-000	110.64	7947 7947	03/19/10
John W. Clark Oil Co., Inc. MAR 1033	250-000	63.37	7947 7947	03/19/10
John W. Clark Oil Co., Inc. MAR 1008	250-000	92.72	7947 7947	03/19/10
John W. Clark Oil Co., Inc. MAR 1004	250-000	56.54	7947 7947	03/19/10
John W. Clark Oil Co., Inc. MAR 700	650-100	866.94	7947 7947	03/19/10
John W. Clark Oil Co., Inc. MAR 1036	250-000	119.45	7947 7947	03/19/10
Chase Auto Finance MAR 10	231-200	346.27	7949 7949	03/19/10
Computer House Calls 3219	635-000	32.50	7950 7950	03/19/10
Home Federal Savings & Loan MAR 10	232-600	765.43	7951	03/19/10
MAR 10	427-300	6.84	7951	
CTS 1417373	676-600	116.99	7955 7955	03/30/10
KY Power Company MARCH 2010 A	615-100	13.51	7956 7956	03/30/10
KY Power Company MARCH 2010	615-100	99.22	7956	03/30/10
MARCH 2010 A	615-100	13.51	7956	
Columbia Gas MARCH 2010	617-100	34.25	7957 7957	03/30/10
Delta Dental MARCH 2010	659-100	637.80	7958 7958	03/30/10
Richard J. Crooks			7959	03/30/10

Cannonsburg Water District
AP Cash Distribution
Checks Issued 1/1/2010 To 12/31/2010

Vendor Invoice No. =====	GL Distribution =====		Check# =====	Check Date =====
MARCH 2010	675-500	54.69	7959	
Anthem Life 1293281	659-200	565.29	7960 7960	03/30/10
General Sales Co. 494607	676-600	77.60	7961 7961	03/30/10
Service Pump & Supply 10000483	685-000	397.35	7962 7962	03/30/10
C.I. Thornburg Co. Inc. S1469705.1	620-000	172.48	7963 7963	03/30/10
C.I. Thornburg Co. Inc. S1469820.1	676-200	515.00	7963 7963	03/30/10
C.I. Thornburg Co. Inc. S1469076.3	619-000	1,726.70	7963 7963	03/30/10
C.I. Thornburg Co. Inc. S1469705.2	619-000	812.88	7963 7963	03/30/10
William N Walters MARCH 2010	675-500	35.82	7964 7964	03/30/10
Aquis Communications 114208879	616-300	36.41	7965 7965	03/30/10
Utility Service & Supply Inc 268343	620-000	224.04	7966 7966	03/30/10
Consolidated Pipe & Supply Co., Dept 3147 2800205	676-100	867.50	7967 7967	03/30/10
Cintas First Aid & Safety 288031467	676-600	40.30	7968 7968	03/30/10
John W. Clark Oil Co., Inc. MARCH 1008 BOB	250-000	178.92	7969 7969	03/30/10
John W. Clark Oil Co., Inc. MARCH 10004 RANDY	250-000	48.94	7969 7969	03/30/10
John W. Clark Oil Co., Inc. MARCH 1033 TOMMY	250-000	133.60	7969 7969	03/30/10
John W. Clark Oil Co., Inc. MARCH 1034 MIKE	250-000	144.11	7969 7969	03/30/10
John W. Clark Oil Co., Inc.			7969	03/30/10

Cannonsburg Water District
AP Cash Distribution
Checks Issued 1/1/2010 To 12/31/2010

Vendor Invoice No. =====	GL Distribution =====		Check# =====	Check Date =====
MARCH 1036 MEL	250-000	91.45	7969	
John W. Clark Oil Co., Inc. MARCH 1037 BO	250-000	72.49	7969 7969	03/30/10
John W. Clark Oil Co., Inc. MARCH 700 CWD	650-100	482.47	7969 7969	03/30/10
Computer House Calls 3265	675-500	65.00	7970 7970	03/30/10
Toshiba America Info Systmes 147596639	675-000	347.69	7971 7971	03/30/10
Home Federal Savings & Loan MARCH 2010 MARCH 2010	232-600 427-300	772.15 14.38	7972 7972 7972	03/30/10
Dannys Garage 175388	650-200	160.00	7973 7973	03/30/10
Personal Concepts 9311452560	675-500	92.85	7974 7974	03/30/10
Division of Child Support MARCH 2010	252-000	162.99	7975 7975	03/31/10
Richard J. Crooks APRIL 2010 APRIL 2010	251-000 252-000	75.99 162.92	7979 7979 7979	04/01/10
James Michael Keller APRIL 2010	251-000	154.97	7980 7980	04/01/10
KY Retirement Systems APRIL 2010	263-100	9,503.32	7981 7981	04/07/10
Big Sandy Water District MAR 001-06650-001	610-200	251.13	8000 8000	04/14/10
Boyd Co. Fiscal Court-Occupational Tas MAR CO PAYROLL	241-300	1,048.50	8001 8001	04/14/10
Columbia Gas MAR 107412060010006	617-200	211.29	8002 8002	04/14/10
Columbia Gas MAR 10741207 001 000	617-200	75.66	8002 8002	04/14/10
CTS			8003	04/14/10

**Cannonsburg Water District
AP Cash Distribution
Checks Issued 1/1/2010 To 12/31/2010**

Vendor Invoice No. =====	GL Distribution =====		Check# =====	Check Date =====
1418835	676-600	116.99	8003	
Hart Sanitation, Inc. MAR 7286	676-600	50.00	8004 8004	04/14/10
KY State Treasurer-Revenue Cabinet st tax MAR TAXES	241-200	2,167.13	8005 8005	04/14/10
Antthm Blue Cross Blue Shield 066684094 066684094	251-000 659-000	1,438.12 20,879.82	8017 8017 8017	04/19/10
Armstrong 0360295-01 MAR 2010	675-500	287.11	8018 8018	04/19/10
Ashland Alliance 13559	675-500	56.25	8019 8019	04/19/10
Chase Auto Finance MAR 10733311411908	231-200	346.27	8020 8020	04/19/10
C.I. Thornburg Co. Inc. S1472290.1	620-000	5,469.33	8021 8021	04/19/10
C.I. Thornburg Co. Inc. S1471832-1	620-000	642.00	8021 8021	04/19/10
C.I. Thornburg Co. Inc. S1471757.1	620-000	1,511.02	8021 8021	04/19/10
C.I. Thornburg Co. Inc. S1470993.1	620-000	125.68	8021 8021	04/19/10
C.I. Thornburg Co. Inc. S1471350-2	676-100	570.08	8021 8021	04/19/10
C.I. Thornburg Co. Inc. S1471350.1	620-000	1,835.72	8021 8021	04/19/10
C.I. Thornburg Co. Inc. S1471775.1	620-000	120.00	8021 8021	04/19/10
City of Ashland MARCH 2010 H2O	610-100	79,153.28	8022 8022	04/19/10
Consolidated Pipe & Supply Co., Dept 3147 2800205-001-000	620-000	222.00	8023 8023	04/19/10
CTS 1420321	676-600	118.69	8024 8024	04/19/10

Cannonsburg Water District
 AP Cash Distribution
 Checks Issued 1/1/2010 To 12/31/2010

Vendor Invoice No. =====	GL Distribution =====		Check# =====	Check Date =====
CTS			8024	04/19/10
1421819	676-600	117.27	8024	
Elan Financial Services			8025	04/19/10
MARCH 2010 ELAN	650-200	1,940.69	8025	
MARCH 2010 ELAN	675-500	319.53	8025	
MARCH 2010 ELAN	676-600	688.67	8025	
John W. Clark Oil Co., Inc.			8026	04/19/10
4/19/10 INVOICES	650-100	1,241.15	8026	
4/19/10 INVOICES	250-000	1,031.69	8026	
Kings Daughters Medical Center			8027	04/19/10
PFS1886068	675-500	300.00	8027	
KY Home Supply			8028	04/19/10
5204	676-600	3.79	8028	
KY Home Supply			8028	04/19/10
5191	676-600	45.78	8028	
KY Home Supply			8028	04/19/10
5089	676-600	3.86	8028	
KY Power Company			8029	04/19/10
US RT 60 MAR 2010	615-100	12.21	8029	
KY Power Company			8029	04/19/10
MIDLAND TR MAR 2010	615-100	2,503.94	8029	
KY Power Company			8029	04/19/10
MCGUIRE DR MAR 2010	615-100	747.19	8029	
KY Power Company			8029	04/19/10
CANN RD MAR 2010	615-200	83.40	8029	
KY Power Company			8029	04/19/10
CAN ROAD MAR 2010	615-200	70.02	8029	
KY Power Company			8029	04/19/10
CAN RD MAR 2010	615-200	115.88	8029	
KY Power Company			8029	04/19/10
BROOKFIELD MAR 2010	615-100	204.19	8029	
KY Power Company			8029	04/19/10
REBEL RD MAR 2010	615-100	220.81	8029	
KY Power Company			8029	04/19/10

Cannonsburg Water District
 AP Cash Distribution
 Checks Issued 1/1/2010 To 12/31/2010

Vendor Invoice No. =====	GL Distribution =====		Check# =====	Check Date =====
PAUL COF MAR 2010	615-100	20.20	8029	
KY Power Company			8029	04/19/10
TARPIN RDG MAR 2010	615-100	12.63	8029	
KY Underground Protection Inc. Lockbox Accoun			8030	04/19/10
20060414	676-600	32.76	8030	
MSU Water Testing Lab			8031	04/19/10
MUS MAR 2010	678-000	1,660.00	8031	
Quill			8032	04/19/10
23534341	675-500	158.69	8032	
R E Huff, Inc.			8033	04/19/10
2032	620-000	250.00	8033	
Richard J. Crooks			8034	04/19/10
MAR 2010 MILEAGE	675-500	57.12	8034	
Sarns Club			8035	04/19/10
MAR 2010 SAM CLUB	675-500	70.00	8035	
Sunbelt Rentals			8036	04/19/10
24649454-001	676-600	31.50	8036	
Superior Supply, Inc.			8037	04/19/10
30117	676-600	5.00	8037	
Superior Supply, Inc.			8037	04/19/10
30196	676-600	30.90	8037	
Bluegrass Aggregates, LLC			8038	04/19/10
6713	620-000	135.15	8038	
Bluegrass Aggregates, LLC			8038	04/19/10
6729	620-000	170.64	8038	
US Postal Service			8039	04/19/10
MAR 2010 POSTAGE	132-000	2,000.00	8039	
Wells Group, LLC			8040	04/19/10
56142	620-000	218.00	8040	
City of Ashland			8041	04/20/10
CANNOWX018 MAR 2010	610-100	3.72	8041	
General Sales Co.			8042	04/20/10
491988	676-600	142.10	8042	
KY Underground Protection Inc. Lockbox Accoun			8043	04/20/10

Cannonsburg Water District
 AP Cash Distribution
 Checks Issued 1/1/2010 To 12/31/2010

Vendor Invoice No. =====	GL Distribution =====		Check# =====	Check Date =====
200606661	676-600	52.80	8043	
Nextel			8044	04/20/10
846807085-078	616-200	486.93	8044	
Utility Service & Supply Inc			8045	04/20/10
00268811	620-000	853.60	8045	
Division of Child Support			8062	04/29/10
APRIL 28 PAYROLL	252-000	162.92	8062	
KY Retirement Systems			8063	05/05/10
APRIL 2010 KY RET	263-100	1,557.71	8063	
APRIL 2010 KY RET	420-000	5,034.49	8063	
Deborah Ashley			8064	05/05/10
APRIL 2010 CPR	675-500	405.00	8064	
Anthem Life			8065	05/07/10
1307118	659-200	578.31	8065	
Aquis Communications			8066	05/07/10
114467001	616-300	36.41	8066	
ARAMARK UNIFORM SERVICES			8067	05/07/10
542-5105220	675-500	60.00	8067	
ARAMARK UNIFORM SERVICES			8067	05/07/10
542-5109349	675-500	60.00	8067	
Big Sandy Water District			8068	05/07/10
APRIL 10 BSWD BRIARW	610-200	24.15	8068	
Big Sandy Water District			8068	05/07/10
APRIL 10 BSWD DOG FO	610-200	342.87	8068	
Chase Auto Finance			8069	05/07/10
MAY 2010 CHASE AUTO	231-200	346.27	8069	
C.I. Thornburg Co. Inc.			8070	05/07/10
S1472290.2	620-000	204.76	8070	
Columbia Gas			8071	05/07/10
CANN RD OFF APRIL 20	617-200	36.73	8071	
Columbia Gas			8071	05/07/10
MIDLAND TR APRIL 201	617-100	32.78	8071	
Columbia Gas			8071	05/07/10
CANN RD APRIL 2010	617-200	80.73	8071	

Cannonsburg Water District
 AP Cash Distribution
 Checks Issued 1/1/2010 To 12/31/2010

Vendor Invoice No. =====	GL Distribution =====		Check# =====	Check Date =====
Consolidated Pipe & Supply Co., Dept 3147 2800205-001-000 2	620-000	148.00	8072 8072	05/07/10
CTS 1423317	676-600	117.27	8073 8073	05/07/10
CTS 1424773	676-600	117.27	8073 8073	05/07/10
CTS 1426227	676-600	117.27	8073 8073	05/07/10
Delta Dental APRIL 2010	659-100	637.80	8074 8074	05/07/10
Gillums Service & Repair Inc. 215528	676-600	8.22	8075 8075	05/07/10
Hart Sanitation, Inc. APRIL 2010 HARTS	675-500	50.00	8076 8076	05/07/10
John W. Clark Oil Co., Inc. APRIL 2010 1033 TOMM	250-000	98.80	8077 8077	05/07/10
John W. Clark Oil Co., Inc. APRIL 2010 1034 MIKE	250-000	161.48	8077 8077	05/07/10
John W. Clark Oil Co., Inc. APRIL 2010 1036 MELA	250-000	182.13	8077 8077	05/07/10
John W. Clark Oil Co., Inc. APRIL 2010 1037 BO	250-000	73.15	8077 8077	05/07/10
John W. Clark Oil Co., Inc. APRIL 2010 700 CWD	650-100	807.00	8077 8077	05/07/10
John W. Clark Oil Co., Inc. APRIL 2010 BOB 1008	250-000	133.02	8077 8077	05/07/10
KY Power Company BRAIRWOOD REAR APRIL	615-100	12.83	8078 8078	05/07/10
KY Power Company BRARIWOOD PUMP APRIL	615-100	101.86	8078 8078	05/07/10
KY Power Company BROOKFIELD FARM APRI	615-100	197.22	8078 8078	05/07/10
KY State Treasurer-Revenue Cabinet st tax			8079	05/07/10

**Cannonsburg Water District
AP Cash Distribution
Checks Issued 1/1/2010 To 12/31/2010**

Vendor Invoice No. =====	GL Distribution =====		Check# =====	Check Date =====
APRIL 2010 ST TAX	241-200	1,570.03	8079	
Bluegrass Aggregates, LLC 6741	650-200	455.76	8080 8080	05/07/10
Bluegrass Aggregates, LLC 6785	650-200	167.21	8080 8080	05/07/10
Toshiba America Info Systmes 149806663	675-000	347.69	8081 8081	05/07/10
Utility Service & Supply Inc 268995	620-000	1,349.36	8082 8082	05/07/10
Woodford Oil Company 1229347	676-700	259.00	8083 8083	05/07/10
BEAUTY RIDGE GENERAL CONTRACTORS LLC 09023	349-200	5,500.00	8084 8084	05/12/10
Quill 5258259	675-500	163.63	8085 8085	05/12/10
Superior Supply, Inc. 30253	676-600	20.45	8086 8086	05/12/10
Utility Service & Supply Inc 269262	620-000	576.00	8087 8087	05/12/10
Verizon 2395621576	616-200	1,190.34	8088 8088	05/12/10
Division of Child Support 5/13/10 CHILD SUPPOR	252-000	162.92	8100 8100	05/13/10
Armstrong MAY 2010 ARMSTRONG	675-500	287.11	8101 8101	05/18/10
Ashland Water MAY 2010 H2O	610-100	77,416.60	8102 8102	05/18/10
C.I. Thornburg Co. Inc. S1475251.1	620-000	467.16	8103 8103	05/18/10
C.I. Thornburg Co. Inc. S1476346.1	620-000	491.00	8103 8103	05/18/10
C.I. Thornburg Co. Inc. S1475612.1	620-000	220.01	8103 8103	05/18/10
C.I. Thornburg Co. Inc.			8103	05/18/10

Cannonsburg Water District
AP Cash Distribution
Checks Issued 1/1/2010 To 12/31/2010

Vendor Invoice No. =====	GL Distribution =====		Check# =====	Check Date =====
S1474996.1	620-000	105.00	8103	
C.I. Thornburg Co. Inc. S1472549.2	620-000	210.00	8103 8103	05/18/10
C.I. Thornburg Co. Inc. S1472549.3	676-600	600.00	8103 8103	05/18/10
C.I. Thornburg Co. Inc. S1475168.1	619-000	294.51	8103 8103	05/18/10
CTS 1427689	676-600	118.66	8104 8104	05/18/10
Elan Financial Services MAY 2010 ELAN	675-500	1,893.07	8105 8105	05/18/10
MAY 2010 ELAN	676-600	71.77	8105	
MAY 2010 ELAN	620-000	3,390.00	8105	
John W. Clark Oil Co., Inc. MAY 18 TOMMY 1033	250-000	38.95	8106 8106	05/18/10
John W. Clark Oil Co., Inc. MAY 2010 CWD	650-100	669.88	8106 8106	05/18/10
John W. Clark Oil Co., Inc. MAY 18 MIKE 1034	250-000	104.55	8106 8106	05/18/10
John W. Clark Oil Co., Inc. MAY 18 MELANIE 1036	250-000	142.63	8106 8106	05/18/10
John W. Clark Oil Co., Inc. MAY 18 BOB 1008	250-000	139.05	8106 8106	05/18/10
John W. Clark Oil Co., Inc. MAY 18 1004 RANDY	250-000	116.88	8106 8106	05/18/10
KY Power Company MAY 2010 CANN RD	615-200	126.44	8107 8107	05/18/10
MAY 2010 CANN RD 2	615-200	71.41	8107	
KY Power Company MAY 2010 CANN RD 2	615-200	71.41	8107 8107	05/18/10
KY Power Company MAY 2010 CANNON 3	615-200	33.26	8107 8107	05/18/10
KY Power Company MAY 2010 MCGUIRE	615-100	655.09	8107 8107	05/18/10
KY Power Company			8107	05/18/10

Cannonsburg Water District
 AP Cash Distribution
 Checks Issued 1/1/2010 To 12/31/2010

Vendor Invoice No. =====	GL Distribution =====		Check# =====	Check Date =====
MAY 2010 PAUL COFFEY	615-100	22.21	8107	
KY Power Company			8107	05/18/10
MAY 2010 REBEL RD	615-100	208.70	8107	
KY Power Company			8107	05/18/10
MAY 2010 TARPIN RDG	615-100	12.75	8107	
KY Power Company			8107	05/18/10
MAY 2010 US RT 60	615-100	12.42	8107	
KY Power Company			8107	05/18/10
MAY 2010 MID TR	615-100	2,394.25	8107	
KY Underground Protection Inc. Lockbox Accoun			8108	05/18/10
200606928	676-600	33.00	8108	
Nextel			8109	05/18/10
846807085-079	616-200	19.63	8109	
Division of Child Support			8125	05/27/10
MAY 27 CHILD SUP	252-000	162.92	8125	
Anthm Blue Cross Blue Shield			8126	06/08/10
067682986	251-000	2,519.15	8126	
067682986	659-000	18,619.10	8126	
Anthem Life			8127	06/08/10
1320929	659-200	578.31	8127	
Aquis Communications			8128	06/08/10
114722560	616-300	36.41	8128	
Big Sandy Water District			8129	06/08/10
DOG FORK MAY 2010	610-200	316.48	8129	
BLUEGRASS AGGREGATES, LLC			8130	06/08/10
6834	620-000	166.94	8130	
Cintas First Aid & Safety			8131	06/08/10
288032653	676-600	79.40	8131	
C.I. Thornburg Co. Inc.			8132	06/08/10
S1471775.2	676-100	600.00	8132	
C.I. Thornburg Co. Inc.			8132	06/08/10
S1477598.1	620-000	226.39	8132	
Columbia Gas			8133	06/08/10
CANNS RD MAY 2010	617-200	38.71	8133	

Cannonsburg Water District
 AP Cash Distribution
 Checks Issued 1/1/2010 To 12/31/2010

Vendor Invoice No. =====	GL Distribution =====		Check# =====	Check Date =====
Columbia Gas MID TR MAY 2010	617-200	30.94	8133 8133	06/08/10
Columbia Gas 1606 CAN RD MAY 2010	617-100	25.88	8133 8133	06/08/10
Computer House Calls 3394	635-000	155.88	8134 8134	06/08/10
Consolidated Pipe & Supply Co., Dept 3147 2800530	620-000	756.00	8135 8135	06/08/10
CTS 1429159	676-600	119.24	8136 8136	06/08/10
CTS 1430645	676-600	119.24	8136 8136	06/08/10
CTS 1432130	676-600	118.96	8136 8136	06/08/10
Delta Dental DELTA DEN MAY 2010	659-100	637.80	8137 8137	06/08/10
Hart Sanitation, Inc. HART MAY 2010	675-500	50.00	8138 8138	06/08/10
HELTON AUTO SUPPLY 220866	650-200	25.47	8139 8139	06/08/10
John W. Clark Oil Co., Inc. 700 CWD MAY 31 2010	650-100	685.97	8140 8140	06/08/10
John W. Clark Oil Co., Inc. 1004 RANDY MAY 2010	250-000	97.87	8140 8140	06/08/10
John W. Clark Oil Co., Inc. 1008 BOB MAY 2010	250-000	138.43	8140 8140	06/08/10
John W. Clark Oil Co., Inc. 1033 TOM MAY 2010	250-000	146.78	8140 8140	06/08/10
John W. Clark Oil Co., Inc. 1034 MIKE MAY 2010	250-000	179.95	8140 8140	06/08/10
John W. Clark Oil Co., Inc. 1036 MEL MAY 2010	250-000	175.50	8140 8140	06/08/10
JOHN T. LANE AND ASSOCIATES, LLC			8141	06/08/10

Cannonsburg Water District
AP Cash Distribution
Checks Issued 1/1/2010 To 12/31/2010

Vendor Invoice No.	GL Distribution		Check#	Check Date
=====	=====	=====	=====	=====
10468	632-000	7,840.00	8141	
KY Home Supply 5593	676-600	9.58	8142 8142	06/08/10
KY Home Supply 5601	676-600	11.41	8142 8142	06/08/10
KY Home Supply 5615	676-600	311.59	8142 8142	06/08/10
KY Home Supply 5619	676-600	12.87	8142 8142	06/08/10
KY Home Supply 5665	676-600	40.72	8142 8142	06/08/10
KY Home Supply 5582	676-600	9.16	8142 8142	06/08/10
KY Power Company BRIARWOOD RD MAY 201	615-100	13.60	8143 8143	06/08/10
KY Power Company BRIARWOOD DR MAY 201	615-100	95.56	8143 8143	06/08/10
KY Power Company BROOKEFIELD MAY 2010	615-100	184.22	8143 8143	06/08/10
KY Retirement Systems MAY 2010	263-100	1,420.27	8144	06/08/10
MAY 2010	420-000	4,590.36	8144	
KY State Treasurer-Revenue Cabinet st tax MAY 2010 ST TX	241-200	1,380.84	8145 8145	06/08/10
PUTNAM AGENCY 137309	657-000	100.00	8146 8146	06/08/10
Randal D donta MAY 2010 TRAINING	675-500	85.38	8147 8147	06/08/10
R. E. HUFF, INC 2538	676-600	250.00	8148 8148	06/08/10
Superior Supply, Inc. 30373	676-600	208.00	8149 8149	06/08/10
Toshiba America Info Systmes 152050563	675-000	347.69	8150 8150	06/08/10

**Cannonsburg Water District
AP Cash Distribution
Checks Issued 1/1/2010 To 12/31/2010**

Vendor Invoice No. =====	GL Distribution =====		Check# =====	Check Date =====
US Postal Service PERMIT MAY 2010	677-100	185.00	8151 8151	06/08/10
Utility Service & Supply Inc 269649	620-000	1,069.08	8152 8152	06/08/10
Utility Service & Supply Inc 269662	620-000	387.50	8152 8152	06/08/10
Wayne Supply Company PC020315695	676-600	103.88	8153 8153	06/08/10
Woodford Oil Company 1241235	676-700	269.00	8154 8154	06/08/10
Woodford Oil Company 1241613	676-700	161.40	8154 8154	06/08/10
Division of Child Support JUNE 10 2010 CHILD S	252-000	162.92	8165 8165	06/10/10
American Water Works Assoc. 7000234909	675-500	325.00	8166 8166	06/17/10
Ashland Water JUNE WATER BIL	610-100	74,929.05	8167 8167	06/17/10
Cintas First Aid & Safety 0288033204	676-600	48.30	8168 8168	06/17/10
C.I. Thornburg Co. Inc. S1480128.1	676-600	28.00	8169 8169	06/17/10
C.I. Thornburg Co. Inc. S1478091.1	620-000	375.00	8169 8169	06/17/10
CTS 1433546	676-600	118.11	8170 8170	06/17/10
Elan Financial Services JUNE 2010	650-200	46.62	8171	06/17/10
JUNE 2010	675-500	887.56	8171	
JUNE 2010	676-600	44.77	8171	
JUNE 2010	620-000	295.60	8171	
Gillums Service & Repair Inc. 221072	676-600	6.38	8172 8172	06/17/10
Joan Burton			8173	06/17/10

**Cannonsburg Water District
AP Cash Distribution
Checks Issued 1/1/2010 To 12/31/2010**

Vendor Invoice No.	GL Distribution		Check#	Check Date
=====	=====	=====	=====	=====
JUNE 2010	635-000	390.00	8173	
John W. Clark Oil Co., Inc. 1033 TOM JUNE	250-000	91.20	8174 8174	06/17/10
John W. Clark Oil Co., Inc. CWD JUNE 2010	650-100	619.51	8174 8174	06/17/10
John W. Clark Oil Co., Inc. 1034 MIKE JUNE	250-000	182.70	8174 8174	06/17/10
John W. Clark Oil Co., Inc. 1008 BOB JUNE	250-000	154.07	8174 8174	06/17/10
John W. Clark Oil Co., Inc. 1004 RANDY JUNE	250-000	57.57	8174 8174	06/17/10
John W. Clark Oil Co., Inc. 1036 MEL JUNE	250-000	71.26	8174 8174	06/17/10
KY Home Supply 5676	676-600	15.00	8175 8175	06/17/10
KY Power Company US RT 60 JUNE	615-100	12.75	8176 8176	06/17/10
KY Power Company TARPIN RDG JUNE	615-100	13.08	8176 8176	06/17/10
KY Power Company MIDLAND TR JUNE	615-100	2,807.34	8176 8176	06/17/10
KY Power Company PAUL COFFEY JUNE	615-100	22.63	8176 8176	06/17/10
KY Power Company CANNON RD JUNE	615-200	96.84	8176 8176	06/17/10
KY Power Company CANN RD JUNE 2010	615-200	31.97	8176 8176	06/17/10
KY Power Company CAN RD JUNE	615-200	189.88	8176 8176	06/17/10
KY Power Company REBEL RD JUNE	615-100	239.51	8176 8176	06/17/10
KY Power Company MCGUIRE DR JUNE	615-200	788.03	8176 8176	06/17/10
Premier Precast Products			8177	06/17/10

Cannonsburg Water District
 AP Cash Distribution
 Checks Issued 1/1/2010 To 12/31/2010

Vendor Invoice No. =====	GL Distribution =====		Check# =====	Check Date =====
2269	620-000	480.00	8177	
Spatial Data Integrations, Inc. CWD10004	162-000	500.00	8178 8178	06/17/10
Tri-State Industrial Supply 1040194	676-600	93.90	8179 8179	06/17/10
Tri-State Industrial Supply 1040193	676-600	72.35	8179 8179	06/17/10
US Postal Service PERMIT #115 REPLENIS	132-000	2,000.00	8180 8180	06/17/10
Utility Service & Supply Inc 269893	620-000	2,315.22	8181 8181	06/17/10
Verizon 2409905920	616-200	763.26	8182 8182	06/17/10
Woodford Oil Company 1243907	676-700	295.90	8183 8183	06/17/10
ARAMARK UNIFORM SERVICES 542-5125193	675-500	91.00	8184 8184	06/22/10
ARAMARK UNIFORM SERVICES 542-5128932	675-500	91.00	8184 8184	06/22/10
ARAMARK UNIFORM SERVICES 542-5132897	675-500	91.00	8184 8184	06/22/10
ARAMARK UNIFORM SERVICES 542-5101160	675-500	91.00	8184 8184	06/22/10
ARAMARK UNIFORM SERVICES 542-5117319	675-500	91.00	8184 8184	06/22/10
ARAMARK UNIFORM SERVICES 542-5113334	675-500	91.00	8184 8184	06/22/10
ARAMARK UNIFORM SERVICES 542-5121232	675-500	91.00	8184 8184	06/22/10
Armstrong JUNE 2010	675-500	287.11	8185 8185	06/22/10
Chase Auto Finance JUNE 2010	231-200	346.27	8186 8186	06/22/10
CTS			8187	06/22/10

Cannonsburg Water District
AP Cash Distribution
Checks Issued 1/1/2010 To 12/31/2010

Vendor Invoice No. =====	GL Distribution =====		Check# =====	Check Date =====
1434995	676-600	118.11	8187	
Delta Dental JUNE 2010	659-100	637.80	8188 8188	06/22/10
KY Underground Protection Inc. Lockbox Account 200607197	676-600	38.13	8189 8189	06/22/10
Division of Child Support 6/23/10 CHILD SUPPOR	252-000	162.92	8205 8205	06/24/10
Town Square Bank JUNE 2010 PETTY CASH	675-500	683.23	8206 8206	06/24/10
G & B Auto Glass 252791	650-200	292.39	8207 8207	06/28/10
Anthm Blue Cross Blue Shield 068675916 068675916	251-000 659-000	2,431.02 19,493.69	8218 8218 8218	07/08/10
Anthem Life 1334246	659-200	578.31	8219 8219	07/08/10
Aquis Communications 114979251	616-300	36.41	8220 8220	07/08/10
ARAMARK UNIFORM SERVICES 542-5136760	675-500	91.00	8221 8221	07/08/10
ARAMARK UNIFORM SERVICES 542-5142168	675-500	91.00	8221 8221	07/08/10
ARAMARK UNIFORM SERVICES 542-5145891	675-500	91.00	8221 8221	07/08/10
Ashland Alliance 13730	675-500	56.25	8222 8222	07/08/10
Big Sandy Water District JUNE 2010	610-200	373.75	8223 8223	07/08/10
BLUEGRASS AGGREGATES, LLC 6990	620-000	104.01	8224 8224	07/08/10
Bowling Feed & Hardware 178760	676-600	129.95	8225 8225	07/08/10
Boyd Co. Fiscal Court-Occupational Tas 2ND QTR 2010	241-300	956.82	8226 8226	07/08/10

Cannonsburg Water District
 AP Cash Distribution
 Checks Issued 1/1/2010 To 12/31/2010

Vendor Invoice No. =====	GL Distribution =====		Check# =====	Check Date =====
Chase Auto Finance JULY 2010	231-200	346.27	8227 8227	07/08/10
C.I. Thornburg Co. Inc. S1481983.1	620-000	184.00	8228 8228	07/08/10
C.I. Thornburg Co. Inc. S1481983.2	676-600	16.41	8228 8228	07/08/10
C.I. Thornburg Co. Inc. S1481267.1	620-000	381.00	8228 8228	07/08/10
C.I. Thornburg Co. Inc. S1481152.1	676-600	835.60	8228 8228	07/08/10
C.I. Thornburg Co. Inc. S1481150.1	676-100	1,950.92	8228 8228	07/08/10
C.I. Thornburg Co. Inc. S1480654.1	620-000	356.59	8228 8228	07/08/10
C.I. Thornburg Co. Inc. S1480128.2	676-100	3,015.15	8228 8228	07/08/10
C.I. Thornburg Co. Inc. S1478473.1	676-600	145.00	8228 8228	07/08/10
Columbia Gas CANN RD JULY 2010	617-200	25.88	8229 8229	07/08/10
Columbia Gas MID TR JULY 2010	617-100	28.91	8229 8229	07/08/10
Columbia Gas CAN RD JULY 2010	617-200	27.83	8229 8229	07/08/10
Consolidated Pipe & Supply Co., Dept 3147 2800688-000-000	620-000	407.00	8230 8230	07/08/10
Consolidated Pipe & Supply Co., Dept 3147 2800377-000-000	620-000	315.00	8230 8230	07/08/10
Consolidated Pipe & Supply Co., Dept 3147 2800533-000-000	620-000	1,548.00	8230 8230	07/08/10
Consolidated Pipe & Supply Co., Dept 3147 2800534-000-000	620-000	67.50	8230 8230	07/08/10
Dannys Garage			8231	07/08/10

Cannonsburg Water District
AP Cash Distribution
Checks Issued 1/1/2010 To 12/31/2010

Vendor Invoice No. =====	GL Distribution =====		Check# =====	Check Date =====
811205	650-200	168.68	8231	
Dannys Garage 811206	650-200	87.67	8231 8231	07/08/10
Division of Child Support JULY 8 2010	252-000	162.92	8232 8232	07/08/10
Gallaher Group 12158	676-600	290.00	8233 8233	07/08/10
Gallaher Group 95728	675-500	440.00	8233 8233	07/08/10
Hart Sanitation, Inc. JULY 2010	675-500	50.00	8234 8234	07/08/10
Jabo Supply Corporation 59428	676-600	80.71	8235 8235	07/08/10
KY Home Supply 5908	676-600	25.45	8236 8236	07/08/10
KY Power Company BRAIRWOOD REAR JULY	615-100	13.94	8237 8237	07/08/10
KY Power Company BRIARWOOD JULY 2010	615-100	87.43	8237 8237	07/08/10
KY Power Company BROOKFIELD JULY 2010	615-100	133.39	8237 8237	07/08/10
KY Retirement Systems JUNE 2010	263-100	1,430.98	8238 8238	07/08/10
JUNE 2010	420-000	4,624.94	8238	
KY State Treasurer psc assessment 105458363	408-100	3,076.91	8239 8239	07/08/10
KY ST Treasurer JUNE STATE TAX	241-100	1,400.12	8240 8240	07/08/10
Office Depot 523716578001	675-500	193.89	8241 8241	07/08/10
R E Huff, Inc. 2540	635-000	750.00	8242 8242	07/08/10
Superior Supply, Inc. 30465	676-600	100.00	8243 8243	07/08/10

Cannonsburg Water District
AP Cash Distribution
Checks Issued 1/1/2010 To 12/31/2010

Vendor Invoice No. =====	GL Distribution =====		Check# =====	Check Date =====
Superior Supply, Inc. 30385	676-600	7.75	8243 8243	07/08/10
Toshiba Financial Services 154264709	675-000	347.69	8244 8244	07/08/10
Wells Group, LLC 58577	620-000	293.00	8245 8245	07/08/10
ARAMARK UNIFORM SERVICES 542-5149762	675-500	91.00	8246 8246	07/19/10
Ashland Water JULY 2010	610-100	90,039.60	8247 8247	07/19/10
Consolidated Pipe & Supply Co., Dept 3147 2800689-000-000	620-000	272.00	8248 8248	07/19/10
Consolidated Pipe & Supply Co., Dept 3147 2800730-000-000	620-000	542.67	8248 8248	07/19/10
Elan Financial Services 0125 JULY 2010	650-200	111.35	8249 8249	07/19/10
0125 JULY 2010	675-500	485.20	8249	
0125 JULY 2010	676-600	93.84	8249	
0125 JULY 2010	620-000	1,728.77	8249	
John W. Clark Oil Co., Inc. 1033 TOMMY JULY 2010	250-000	311.14	8250 8250	07/19/10
John W. Clark Oil Co., Inc. CWD 700 JULY 2010	650-100	2,071.83	8250 8250	07/19/10
John W. Clark Oil Co., Inc. 1034 MIKE JULY 2010	250-000	369.33	8250 8250	07/19/10
John W. Clark Oil Co., Inc. 1008 BOB JULY 2010	250-000	382.48	8250 8250	07/19/10
John W. Clark Oil Co., Inc. 1004 RANDY JULY 2010	250-000	244.06	8250 8250	07/19/10
John W. Clark Oil Co., Inc. 1036 MEL JULY 2010	250-000	328.49	8250 8250	07/19/10
Kaco All Lines Fund K100538	657-000	13,385.00	8251 8251	07/19/10
Kaco Workers Compensation fund			8252	07/19/10

Cannonsburg Water District
 AP Cash Distribution
 Checks Issued 1/1/2010 To 12/31/2010

Vendor Invoice No.	GL Distribution		Check#	Check Date
=====	=====	=====	=====	=====
W100258	658-000	9,737.00	8252	
KY Home Supply 6011	676-600	2.42	8253 8253	07/19/10
KY Power Company CANN RD 1 JULY 2010	615-200	293.98	8254 8254	07/19/10
KY Power Company PAUL COFFEY JULY 201	615-100	25.39	8254 8254	07/19/10
KY Power Company US RT 60 JULY 2010	615-100	13.15	8254 8254	07/19/10
KY Power Company TARPIN RDG JULY 2010	615-100	13.54	8254 8254	07/19/10
KY Power Company REBEL RD JULY 2010	615-100	266.55	8254 8254	07/19/10
KY Power Company CANN 3 JULY 2010	615-200	41.39	8254 8254	07/19/10
KY Power Company CANN RD 2 JULY 2010	615-200	150.33	8254 8254	07/19/10
KY Power Company MCGUIRE DR JULY 2010	615-100	858.78	8254 8254	07/19/10
KY Power Company MIDLAND TR JULY 2010	615-100	3,097.87	8254 8254	07/19/10
Service Pump & Supply 10001429	685-000	250.00	8255 8255	07/19/10
Superior Supply, Inc. 30475	676-600	133.95	8256 8256	07/19/10
Superior Supply, Inc. 30482	676-600	5.00	8256 8256	07/19/10
Verizon 2424172542	616-200	414.01	8257 8257	07/19/10
Division of Child Support JULY 21 2010	252-000	162.92	8268 8268	07/22/10
Kaco All Lines Fund 2011 POLICY	657-000	13,251.15	8274 8274	07/27/10
Kaco Workers Compensation fund			8275	07/27/10

**Cannonsburg Water District
AP Cash Distribution
Checks Issued 1/1/2010 To 12/31/2010**

Vendor Invoice No. =====	GL Distribution =====		Check# =====	Check Date =====
2011 POLICY	658-000	9,639.63	8275	
Antthm Blue Cross Blue Shield			8286	08/05/10
AUG 2010	251-000	2,162.34	8286	
AUG 2010	659-000	19,762.37	8286	
Anthem Life			8287	08/05/10
1348188	659-200	578.31	8287	
Aquis Communications			8288	08/05/10
115235301	616-300	36.41	8288	
ARAMARK UNIFORM SERVICES			8289	08/05/10
542-5157433	675-500	91.00	8289	
ARAMARK UNIFORM SERVICES			8289	08/05/10
542-5161282	675-500	93.00	8289	
ARAMARK UNIFORM SERVICES			8289	08/05/10
542-5153506	675-500	141.00	8289	
Armstrong			8290	08/05/10
AUG 2010	675-500	288.70	8290	
Big Sandy Water District			8291	08/05/10
JULY 2010 RDING	610-200	611.05	8291	
BLUEGRASS AGGREGATES, LLC			8292	08/05/10
7015	620-000	320.78	8292	
BLUEGRASS AGGREGATES, LLC			8292	08/05/10
7030	620-000	234.10	8292	
BLUEGRASS AGGREGATES, LLC			8292	08/05/10
7044	620-000	245.86	8292	
Chase Auto Finance			8293	08/05/10
AUG PYMT	231-200	346.27	8293	
C.I. Thornburg Co. Inc.			8294	08/05/10
S1485120.1	676-100	1,741.00	8294	
C.I. Thornburg Co. Inc.			8294	08/05/10
S1475090.1	676-100	7,526.30	8294	
C.I. Thornburg Co. Inc.			8294	08/05/10
S1484162.1	620-000	855.00	8294	
C.I. Thornburg Co. Inc.			8294	08/05/10
S1484507.1	620-000	518.77	8294	

**Cannonsburg Water District
AP Cash Distribution
Checks Issued 1/1/2010 To 12/31/2010**

Vendor Invoice No. =====	GL Distribution =====		Check# =====	Check Date =====
C.I. Thornburg Co. Inc. S1484507.2	620-000	259.38	8294 8294	08/05/10
C.I. Thornburg Co. Inc. S1484567.1	620-000	80.13	8294 8294	08/05/10
C.I. Thornburg Co. Inc. S1485045.1	620-000	518.77	8294 8294	08/05/10
Columbia Gas CANN SHOP	617-200	26.53	8295 8295	08/05/10
Columbia Gas MID TR	617-100	29.55	8295 8295	08/05/10
Columbia Gas CANN OFFICE	617-200	25.88	8295 8295	08/05/10
Consolidated Pipe & Supply Co., Dept 3147 2800714-000-000	620-000	457.59	8296 8296	08/05/10
Consolidated Pipe & Supply Co., Dept 3147 2800535-000-000	676-600	48.00	8296 8296	08/05/10
Consolidated Pipe & Supply Co., Dept 3147 2800714-001-000	620-000	402.05	8296 8296	08/05/10
Consolidated Pipe & Supply Co., Dept 3147 2800732-000-000	620-000	558.00	8296 8296	08/05/10
Consolidated Pipe & Supply Co., Dept 3147 2800733-000-000	676-200	1,300.00	8296 8296	08/05/10
Consolidated Pipe & Supply Co., Dept 3147 2800765-000-000	676-600	290.00	8296 8296	08/05/10
Consolidated Pipe & Supply Co., Dept 3147 2800766-000-000	620-000	3,785.00	8296 8296	08/05/10
Consolidated Pipe & Supply Co., Dept 3147 2800766-001-000	620-000	2,550.00	8296 8296	08/05/10
Consolidated Pipe & Supply Co., Dept 3147 2800806-000-000	620-000	410.84	8296 8296	08/05/10
Consolidated Pipe & Supply Co., Dept 3147 2800719-000-000	620-000	491.39	8296 8296	08/05/10
Dannys Garage			8297	08/05/10

Cannonsburg Water District
AP Cash Distribution
Checks Issued 1/1/2010 To 12/31/2010

Vendor Invoice No. =====	GL Distribution =====		Check# =====	Check Date =====
811210	650-200	335.27	8297	
Delta Dental AUG 2010	659-100	637.80	8298 8298	08/05/10
Division of Child Support AUG 5 2010	252-000	162.92	8299 8299	08/05/10
General Sales Co. 499877	676-600	98.78	8300 8300	08/05/10
Gillums Service & Repair Inc. 225796	676-600	22.20	8301 8301	08/05/10
Gillums Service & Repair Inc. 227104	676-600	49.95	8301 8301	08/05/10
Gillums Service & Repair Inc. 227170	676-600	34.27	8301 8301	08/05/10
Hart Sanitation, Inc. AUG 2010	675-500	50.00	8302 8302	08/05/10
HELTON AUTO SUPPLY 221142	650-200	64.78	8303 8303	08/05/10
John W. Clark Oil Co., Inc. 1008 BOB AUG	250-000	180.08	8304 8304	08/05/10
John W. Clark Oil Co., Inc. 700 CWD	650-100	744.03	8304 8304	08/05/10
John W. Clark Oil Co., Inc. 1036 MEL AUG	250-000	176.03	8304 8304	08/05/10
John W. Clark Oil Co., Inc. 1034 MIKE AUG	250-000	78.85	8304 8304	08/05/10
John W. Clark Oil Co., Inc. 1004 RANDY AUG	250-000	194.74	8304 8304	08/05/10
John W. Clark Oil Co., Inc. 1033 TOM AUG	250-000	64.84	8304 8304	08/05/10
KY Home Supply 6053	676-600	21.45	8305 8305	08/05/10
KY Power Company BRIARWOOD PUMP AUG	615-100	90.95	8306 8306	08/05/10
KY Power Company			8306	08/05/10

**Cannonsburg Water District
AP Cash Distribution
Checks Issued 1/1/2010 To 12/31/2010**

Vendor Invoice No. =====	GL Distribution =====		Check# =====	Check Date =====
BRIARWOOD REAR AUG	615-100	14.34	8306	
KY Retirement Systems			8307	08/05/10
JULY REMITTANCE	263-100	1,480.02	8307	
JULY REMITTANCE	420-000	4,783.43	8307	
KY State Treasurer-Revenue Cabinet st tax			8308	08/05/10
JULY RETURN	241-200	1,454.16	8308	
KY Underground			8309	08/05/10
200607465	676-600	51.70	8309	
Leslie Equipment Col			8310	08/05/10
601311	676-600	101.16	8310	
Phillip Murphy			8311	08/05/10
407465	676-600	722.00	8311	
Quill			8312	08/05/10
6702281	675-500	845.67	8312	
Sensus			8313	08/05/10
ZA11004786	162-000	1,320.00	8313	
Superior Supply, Inc.			8314	08/05/10
30539	676-600	20.50	8314	
Toshiba America Info Systmes			8315	08/05/10
156456022	675-000	347.69	8315	
US Postal Service			8316	08/05/10
AUG 2010	132-000	2,000.00	8316	
Utility Service & Supply Inc			8317	08/05/10
00271178	620-000	1,530.46	8317	
Woodford Oil Company			8318	08/05/10
1254798	676-700	243.72	8318	
Woodford Oil Company			8318	08/05/10
1256350	676-700	138.11	8318	
Young Signs			8319	08/05/10
22757	675-500	150.00	8319	
Amsoil Inc 774148			8336	08/19/10
13195895	650-200	153.30	8336	
Anthm Blue Cross Blue Shield			8337	08/19/10
JULY 2010	251-000	2,431.02	8337	

**Cannonsburg Water District
AP Cash Distribution
Checks Issued 1/1/2010 To 12/31/2010**

Vendor Invoice No. =====	GL Distribution =====	Check# =====	Check Date =====
JULY 2010	659-000	19,493.35	8337
ARAMARK UNIFORM SERVICES			8338
542-5165494	675-500	91.00	8338
ARAMARK UNIFORM SERVICES			8338
542-5169441	675-500	91.00	8338
Armstrong			8339
ARM AUG 2010	675-500	293.26	8339
Ashland Water			8340
JULY 2010 USAGE	610-100	83,280.96	8340
Bowling Feed & Hardware			8341
179310	676-600	27.60	8341
Cintas First Aid & Safety			8342
288033728	676-600	85.75	8342
Consolidated Pipe & Supply Co., Dept 3147			8343
2800533-001-000	620-000	302.68	8343
Consolidated Pipe & Supply Co., Dept 3147			8343
2800533-002-000	620-000	538.34	8343
Consolidated Pipe & Supply Co., Dept 3147			8343
2800835-000-000	620-000	271.50	8343
Consolidated Pipe & Supply Co., Dept 3147			8343
2800806-001-000	620-000	393.88	8343
Division of Child Support			8344
AUG 19 PYRL	252-000	162.92	8344
Gillums Service & Repair Inc.			8345
229461	676-600	48.78	8345
HELTON AUTO SUPPLY			8346
221283	650-200	82.20	8346
HELTON AUTO SUPPLY			8346
221275	650-200	20.55	8346
The Independent			8348
287382	675-500	448.63	8348
John W. Clark Oil Co., Inc.			8349
1004 RANDY 8/19/10	250-000	71.43	8349
John W. Clark Oil Co., Inc.			8349

**Cannonsburg Water District
AP Cash Distribution
Checks Issued 1/1/2010 To 12/31/2010**

Vendor Invoice No. =====	GL Distribution =====		Check# =====	Check Date =====
1008 BOB 8/19/10	250-000	248.93	8349	
John W. Clark Oil Co., Inc. 1033 TOMMY	250-000	176.23	8349 8349	08/19/10
John W. Clark Oil Co., Inc. 1036 MEL 8/19/10	250-000	184.87	8349 8349	08/19/10
John W. Clark Oil Co., Inc. 1037 BO 8/19/10	250-000	44.65	8349 8349	08/19/10
John W. Clark Oil Co., Inc. 700 AUG	650-100	1,419.11	8349 8349	08/19/10
John W. Clark Oil Co., Inc. 1034 MIKE 8/19/10	250-000	149.22	8349 8349	08/19/10
KY Home Supply 6130	676-600	6.67	8350 8350	08/19/10
C.I. Thornburg Co. Inc. S1485045.2	620-000	259.38	8351 8351	08/20/10
C.I. Thornburg Co. Inc. S1486234.1	620-000	942.50	8351 8351	08/20/10
Computer House Calls 3598	635-000	195.00	8352 8352	08/20/10
Computer House Calls 3571	635-000	265.00	8352 8352	08/20/10
Elan Financial Services 7/3 - 8/3/10	650-100	73.00	8353 8353	08/20/10
7/3 - 8/3/10	650-200	2,575.00	8353	
7/3 - 8/3/10	675-500	785.65	8353	
7/3 - 8/3/10	676-600	175.84	8353	
HUDSON GIANT TIRES, INC. 313600	650-200	532.00	8354 8354	08/20/10
KY CHAMBER 36041	675-500	238.95	8355 8355	08/20/10
KY Power Company JUL - AUG 2010	615-100	4,325.35	8356 8356	08/20/10
JUL - AUG 2010	615-200	496.15	8356	
KY Underground Protection Inc. Lockbox Account 200607740	676-600	66.00	8357 8357	08/20/10

Cannonsburg Water District
AP Cash Distribution
Checks Issued 1/1/2010 To 12/31/2010

Vendor Invoice No. =====	GL Distribution =====		Check# =====	Check Date =====
Leslie Equipment Col 6001335	676-600	18.21	8358 8358	08/20/10
Leslie Equipment Col 6001338	676-600	87.75	8358 8358	08/20/10
PUTNAM AGENCY 138410	657-000	229.05	8359 8359	08/20/10
R & O SECURITY 12502	675-500	19.95	8360 8360	08/20/10
State Electric Supply Co. 7095091-00	676-600	41.25	8361 8361	08/20/10
Superior Supply, Inc. 30591	676-600	27.00	8362 8362	08/20/10
Superior Supply, Inc. 30615	676-600	135.00	8362 8362	08/20/10
Town Square Bank SAFE DEP RENT 2010	675-500	35.00	8363 8363	08/20/10
Verizon 2438428778	616-200	504.78	8364 8364	08/20/10
Woodford Oil Company 1259221	676-700	212.32	8365 8365	08/20/10
Woodford Oil Company 1262080	676-700	132.70	8365 8365	08/20/10
Division of Child Support 9/1/10 CHILD SUPPORT	252-000	162.92	8376 8376	09/02/10
Kentucky State Treasurer levy section 9/2/10 PYRL MIKE	254-000	351.26	8377 8377	09/02/10
Anthem Life 1361784	659-200	578.31	8378 8378	09/07/10
Delta Dental SEPT BILLING	659-100	637.80	8379 8379	09/07/10
KY Retirement Systems AUG RETIREMENT	263-100	1,432.28	8380 8380	09/07/10
AUG RETIREMENT	420-000	4,849.65	8380	
AUG RETIREMENT	420-000	227.95	8380	

**Cannonsburg Water District
AP Cash Distribution
Checks Issued 1/1/2010 To 12/31/2010**

Vendor Invoice No. =====	GL Distribution =====		Check# =====	Check Date =====
Aquis Communications 200073519	616-300	36.41	8381 8381	09/07/10
ARAMARK UNIFORM SERVICES 542-5173456	675-500	117.00	8382 8382	09/07/10
ARAMARK UNIFORM SERVICES 542-5177371	675-500	91.00	8382 8382	09/07/10
Big Sandy Water District AUG DOG FORK	610-200	1,128.22	8383 8383	09/07/10
BLUEGRASS AGGREGATES, LLC 7082	620-000	139.23	8384 8384	09/07/10
Cintas First Aid & Safety 0288034487	676-600	112.40	8385 8385	09/07/10
C.I. Thornburg Co. Inc. S1489729.1	620-000	1,307.17	8386 8386	09/07/10
C.I. Thornburg Co. Inc. S1489080.1	620-000	281.88	8386 8386	09/07/10
C.I. Thornburg Co. Inc. S1489729.2	620-000	376.50	8386 8386	09/07/10
C.I. Thornburg Co. Inc. S1488523.1	676-100	812.00	8386 8386	09/07/10
C.I. Thornburg Co. Inc. S1488352.1	620-000	186.55	8386 8386	09/07/10
C.I. Thornburg Co. Inc. S1489063.1	620-000	1,088.40	8386 8386	09/07/10
Columbia Gas AUG 2010 CANN RD OFF	615-200	27.81	8387 8387	09/07/10
Columbia Gas AUG 2010 MIDLAND TR	615-100	30.78	8387 8387	09/07/10
Columbia Gas AUG 2010 SHOP	615-200	27.81	8387 8387	09/07/10
Computer House Calls 3626	635-000	65.00	8388 8388	09/07/10
General Sales Co.			8389	09/07/10

Cannonsburg Water District
AP Cash Distribution
Checks Issued 1/1/2010 To 12/31/2010

Vendor Invoice No.	GL Distribution		Check#	Check Date
=====	=====		=====	=====
502011	676-600	85.59	8389	
The Independent SUBSCRIPTION	675-500	120.12	8390 8390	09/07/10
The Independent TRUCK BID	675-500	199.21	8390 8390	09/07/10
John W. Clark Oil Co., Inc. 1037 BO AUG 10	250-000	54.15	8391 8391	09/07/10
John W. Clark Oil Co., Inc. 700 AUG 2010 COM	650-100	524.80	8391 8391	09/07/10
John W. Clark Oil Co., Inc. 1036 MEL AUG 10	250-000	230.01	8391 8391	09/07/10
John W. Clark Oil Co., Inc. 1033 TOM AUG 10	250-000	103.55	8391 8391	09/07/10
John W. Clark Oil Co., Inc. 1008 BOB AUG 10	250-000	143.07	8391 8391	09/07/10
John W. Clark Oil Co., Inc. 1004 RANDY AUG 2010	250-000	115.69	8391 8391	09/07/10
John W. Clark Oil Co., Inc. 1034 MIKE AUG 10	250-000	112.50	8391 8391	09/07/10
KY Power Company AUG BROOKFIELD	615-100	241.83	8392 8392	09/07/10
KY Power Company BRIARWOOD AUG 10	615-100	13.83	8392 8392	09/07/10
KY Power Company BRIARWOOD PUMP AUG 1	615-100	104.62	8392 8392	09/07/10
KY State Treasurer-Revenue Cabinet st tax AUG ST TX	241-200	1,686.05	8393 8393	09/07/10
MSU Water Testing Lab 2ND QTR 2010	678-000	1,860.00	8394 8394	09/07/10
Scadata Scientifice LLC 1970	676-600	262.50	8395 8395	09/07/10
Scioto Block 37598	676-600	104.95	8396 8396	09/07/10
Superior Supply, Inc.			8397	09/07/10

Cannonsburg Water District
AP Cash Distribution
Checks Issued 1/1/2010 To 12/31/2010

Vendor Invoice No. =====	GL Distribution =====		Check# =====	Check Date =====
30660	676-600	4.50	8397	
Toshiba America Info Systmes 158698308	675-000	347.69	8398 8398	09/07/10
USA Bluebook 224358	676-600	177.95	8399 8399	09/07/10
Valley Metal Sales Inc 37418	676-600	126.00	8400 8400	09/07/10
Wells Group, LLC 0375965	620-000	207.25	8401 8401	09/07/10
Wells Group, LLC 0376002	620-000	126.25	8401 8401	09/07/10
Wells Group, LLC 0379023	620-000	261.50	8401 8401	09/07/10
ARAMARK UNIFORM SERVICES 542-5181330	675-500	94.00	8403 8403	09/15/10
Ashland Water AUG 2010 BILLING	610-100	95,314.59	8404 8404	09/15/10
C.I. Thornburg Co. Inc. S1489729.3	620-000	146.72	8405 8405	09/15/10
Consolidated Pipe & Supply Co., Dept 3147 2801097-001-000	620-000	298.00	8406 8406	09/15/10
Dean Webb 01 LABOR ROOF	635-000	500.00	8407 8407	09/15/10
Delongs Welding 6185	676-600	60.00	8408 8408	09/15/10
Elan Financial Services AUG 2010 AUG 2010 AUG 2010 AUG 2010 AUG 2010	650-100 650-200 675-500 676-600 620-000	30.01 10.17 933.57 206.55 583.98	8409 8409 8409 8409 8409	09/15/10
KY CHAMBER 642947	675-500	397.00	8410 8410	09/15/10
KY Home Supply 6382	676-600	25.26	8411 8411	09/15/10

Cannonsburg Water District
 AP Cash Distribution
 Checks Issued 1/1/2010 To 12/31/2010

Vendor Invoice No. =====	GL Distribution =====		Check# =====	Check Date =====
KY Home Supply 6387	676-600	11.99	8411 8411	09/15/10
KY Power Company AUG REBEL RD	615-100	119.11	8412 8412	09/15/10
KY Power Company AUG TARPIN RDG	615-100	12.86	8412 8412	09/15/10
KY Power Company AUG PAUL COFFEY	615-100	26.92	8412 8412	09/15/10
KY Power Company AUG MIDLAND TR	615-100	2,835.29	8412 8412	09/15/10
KY Power Company AUG CANN RD SHOP 1	615-200	139.85	8412 8412	09/15/10
KY Power Company AUG US RT 60	615-100	12.22	8412 8412	09/15/10
KY Power Company AUG CANN RD SHOP AUG CANN RD SHOP 1	615-200 615-200	40.43 139.85	8412 8412 8412	09/15/10
KY Power Company AUG CANN RD AUG CANN RD SHOP AUG CANN RD SHOP 1	615-200 615-200 615-200	270.05 40.43 139.85	8412 8412 8412	09/15/10
KY Power Company AUG MCGUIRE DR	615-100	795.04	8412 8412	09/15/10
Sunbelt Rentals 26728457-001	676-600	60.00	8413 8413	09/15/10
Valley Metal Sales Inc 37380	676-600	85.75	8414 8414	09/15/10
Verizon 2452690950	616-200	510.34	8415 8415	09/15/10
Division of Child Support SEPTEMBER 15	252-000	162.92	8427 8427	09/16/10
Kentucky State Treasurer levy section 9/30/10 PAYROLL	254-000	225.54	8443 8443	09/30/10
KY Retirement Systems			8444	10/01/10

**Cannonsburg Water District
AP Cash Distribution
Checks Issued 1/1/2010 To 12/31/2010**

Vendor Invoice No. =====	GL Distribution =====		Check# =====	Check Date =====
SEPTEMBER 2010	263-100	2,196.16	8444	
SEPTEMBER 2010	420-000	7,436.17	8444	
Anthem Life 1375196	659-200	645.52	8445 8445	10/01/10
ARAMARK UNIFORM SERVICES 5185198	675-500	94.00	8446 8446	10/01/10
ARAMARK UNIFORM SERVICES 5189248	675-500	94.00	8446 8446	10/01/10
ARAMARK UNIFORM SERVICES 5193132	675-500	94.00	8446 8446	10/01/10
Armstrong SEPTEMBER 2010	675-500	294.35	8447 8447	10/01/10
Ashland Alliance 13925	675-500	56.25	8448 8448	10/01/10
Boyd County Ambulance Service BS019766	675-500	81.95	8449 8449	10/01/10
Chase Auto Finance SEPTEMBER	231-200	346.27	8450 8450	10/01/10
Clay Tire Sales, Inc. 61833	650-200	530.00	8451 8451	10/01/10
Columbia Gas SEPT MIDLAND TR	615-100	33.27	8452 8452	10/01/10
Columbia Gas SEPT OFFICE	615-200	28.73	8452 8452	10/01/10
Columbia Gas SEPT SHOP	615-200	27.81	8452 8452	10/01/10
Daner Business Solutions 9146	675-500	1,193.06	8453 8453	10/01/10
Delta Dental SEPT 2010	659-100	637.80	8454 8454	10/01/10
John W. Clark Oil Co., Inc. SEPT 1033 TOMMY	250-000	95.95	8455 8455	10/01/10
John W. Clark Oil Co., Inc. SEPT 700	650-100	873.96	8455 8455	10/01/10

**Cannonsburg Water District
AP Cash Distribution
Checks Issued 1/1/2010 To 12/31/2010**

Vendor Invoice No. =====	GL Distribution =====	Check# =====	Check Date =====
John W. Clark Oil Co., Inc. SEPT 1037 BO	250-000 42.75	8455 8455	10/01/10
John W. Clark Oil Co., Inc. SEPT 1034 MIKE	250-000 162.68	8455 8455	10/01/10
John W. Clark Oil Co., Inc. SEPT 1008 BOB	250-000 150.10	8455 8455	10/01/10
John W. Clark Oil Co., Inc. SEPT 1036 MEL	250-000 19.01	8455 8455	10/01/10
Kings Daughters Medical Center PFS1005418830	675-500 15.00	8456 8456	10/01/10
KY Power Company SEPT BRIARWOOD PUMP	615-100 93.60	8457 8457	10/01/10
KY Power Company SEPT BRIARWOOD REAR	615-100 13.41	8457 8457	10/01/10
R & O SECURITY 12916	675-500 19.95	8458 8458	10/01/10
Thomas McClavin SEPT BEE STING	675-500 31.85	8459 8459	10/01/10
Division of Child Support OCT 14	252-000 162.92	8471 8471	10/14/10
Antthm Blue Cross Blue Shield OCT BILLING OCT BILLING	251-000 2,519.15 659-000 19,405.90	8472 8472 8472	10/19/10
Aquis Communications 200436795	616-300 36.41	8473 8473	10/19/10
ARAMARK UNIFORM SERVICES 542-5197236	675-500 94.00	8474 8474	10/19/10
ARAMARK UNIFORM SERVICES 542-5201199	675-500 94.00	8474 8474	10/19/10
Armstrong OCT 2010	675-500 296.26	8475 8475	10/19/10
Ashland Water OCT	610-100 88,372.62	8476 8476	10/19/10
Ashland Winnelson Company		8477	10/19/10

Cannonsburg Water District
AP Cash Distribution
Checks Issued 1/1/2010 To 12/31/2010

Vendor Invoice No. =====	GL Distribution =====		Check# =====	Check Date =====
228484	676-600	77.03	8477	
Big Sandy Water District OCT	610-200	1,103.32	8478 8478	10/19/10
BLUEGRASS AGGREGATES, LLC 7260	620-000	102.24	8479 8479	10/19/10
Boyd Co. Fiscal Court-Occupational Tas 3RD QUARTER	241-300	464.25	8480 8480	10/19/10
Chase Auto Finance OCT	231-200	346.27	8481 8481	10/19/10
C.I. Thornburg Co. Inc. S1493395.1	620-000	837.54	8482 8482	10/19/10
C.I. Thornburg Co. Inc. S1493401.2	620-000	233.17	8482 8482	10/19/10
C.I. Thornburg Co. Inc. S1493400.1	620-000	8.00	8482 8482	10/19/10
C.I. Thornburg Co. Inc. S1493196.2	620-000	210.00	8482 8482	10/19/10
C.I. Thornburg Co. Inc. S1493196.1	620-000	455.49	8482 8482	10/19/10
C.I. Thornburg Co. Inc. S1491947.1	620-000	508.75	8482 8482	10/19/10
C.I. Thornburg Co. Inc. S1493586.1	620-000	70.11	8482 8482	10/19/10
C.I. Thornburg Co. Inc. S1493273.1	620-000	946.30	8482 8482	10/19/10
Consolidated Pipe & Supply Co., Dept 3147 2801097-000-000	620-000	485.40	8483 8483	10/19/10
Country Garden Florist & Gifts OCT 100301	675-500	42.40	8484 8484	10/19/10
Dickson 96458	676-600	238.00	8485 8485	10/19/10
Elan Financial Services OCT OCT	650-200 675-500	309.02 522.19	8486 8486 8486	10/19/10

Cannonsburg Water District
AP Cash Distribution
Checks Issued 1/1/2010 To 12/31/2010

Vendor Invoice No.	GL Distribution		Check#	Check Date
=====	=====	=====	=====	=====
OCT	676-600	2,284.18	8486	
General Sales Co. 503315	676-600	32.96	8487 8487	10/19/10
General Sales Co. 504227	676-600	98.78	8487 8487	10/19/10
General Sales Co. 504655	676-600	140.00	8487 8487	10/19/10
Gillums Service & Repair Inc. 231684	676-600	4.08	8488 8488	10/19/10
Gillums Service & Repair Inc. 233046	676-600	10.23	8488 8488	10/19/10
Hart Sanitation, Inc. 7286 OCT	675-500	105.00	8489 8489	10/19/10
J & M Sales, Inc. 2275	675-500	32.50	8490 8490	10/19/10
John W. Clark Oil Co., Inc. 700 CWD SEPT	650-100	1,656.64	8491 8491	10/19/10
John W. Clark Oil Co., Inc. 1008 BOB SEPT	250-000	323.01	8491 8491	10/19/10
John W. Clark Oil Co., Inc. 1033 TOM SEPT	250-000	200.93	8491 8491	10/19/10
John W. Clark Oil Co., Inc. 1034 MIKE SEPT	250-000	233.97	8491 8491	10/19/10
John W. Clark Oil Co., Inc. 1036 MEL SEPT	250-000	181.15	8491 8491	10/19/10
John W. Clark Oil Co., Inc. 1037 BO SEPT	250-000	124.98	8491 8491	10/19/10
John W. Clark Oil Co., Inc. 1004 RANDY SEPT	250-000	68.13	8491 8491	10/19/10
KY Home Supply 6678	676-600	102.95	8492 8492	10/19/10
KY Home Supply 5981	676-600	20.23	8492 8492	10/19/10
KY Home Supply			8492	10/19/10

Cannonsburg Water District
AP Cash Distribution
Checks Issued 1/1/2010 To 12/31/2010

Vendor Invoice No. =====	GL Distribution =====		Check# =====	Check Date =====
6608	676-600	82.75	8492	
KY Power Company OCT PAUL COFF	615-100	22.87	8493 8493	10/19/10
KY Power Company OCT CANN SHOP	615-200	213.27	8493 8493	10/19/10
KY Power Company OCT US RT 60	615-100	12.49	8493 8493	10/19/10
KY Power Company OCT TARPIN RDGE	615-100	12.92	8493 8493	10/19/10
KY Power Company OCT REBEL RD	615-100	77.88	8493 8493	10/19/10
KY Power Company OCT MCGUIRE	615-100	652.78	8493 8493	10/19/10
KY Power Company OCT BROOKFEILD	615-100	227.49	8493 8493	10/19/10
KY Power Company OCT CAN RD SHOP	615-200	34.22	8493 8493	10/19/10
KY Power Company OCT CAN RD OFF	615-200	109.02	8493 8493	10/19/10
KY Power Company OCT MIDLAND TR	615-100	2,632.93	8493 8493	10/19/10
KY State Treasurer-Revenue Cabinet st tax SEPT	241-200	2,197.43	8494 8494	10/19/10
KY Underground Protection Inc. Lockbox Accoun 200608022	676-600	53.58	8495 8495	10/19/10
KY Underground Protection Inc. Lockbox Accoun 200608305	676-600	72.45	8495 8495	10/19/10
MSU Water Testing Lab 3RD QUARTER	678-000	2,120.00	8496 8496	10/19/10
scott wilson 489306	650-200	271.65	8497 8497	10/19/10
Scot Gross Co., Inc. 2363134	676-600	67.92	8498 8498	10/19/10
State Electric Supply Co.			8499	10/19/10

Cannonsburg Water District
 AP Cash Distribution
 Checks Issued 1/1/2010 To 12/31/2010

Vendor Invoice No. =====	GL Distribution =====		Check# =====	Check Date =====
7163056-00	676-600	84.58	8499	
Sunbelt Rentals 27056966-001	676-600	54.00	8500 8500	10/19/10
Superior Supply, Inc. 30793	676-600	5.00	8501 8501	10/19/10
Toshiba America Info Systmes 160922449	675-000	347.69	8502 8502	10/19/10
Utility Service & Supply Inc 272470	620-000	1,001.60	8503 8503	10/19/10
Verizon 2466889360	616-200	507.00	8504 8504	10/19/10
Whayne Supply Company PC020324630	676-600	153.67	8505 8505	10/19/10
Woodford Oil Company 1283177	676-700	233.55	8506 8506	10/19/10
Woodford Oil Company 1283178	676-700	116.78	8506 8506	10/19/10
Division of Child Support OCT 27	252-000	162.92	8522 8522	10/28/10
Anthem Life 1388650	659-200	627.25	8523 8523	10/28/10
ARAMARK UNIFORM SERVICES 542-5205221	675-500	94.00	8524 8524	10/28/10
ARAMARK UNIFORM SERVICES 542-5209111	675-500	94.00	8524 8524	10/28/10
Cintas First Aid & Safety 288034998	676-600	75.25	8525 8525	10/28/10
C.I. Thornburg Co. Inc. S1495504.1	620-000	77.00	8526 8526	10/28/10
C.I. Thornburg Co. Inc. S1496234.1	620-000	120.00	8526 8526	10/28/10
C.I. Thornburg Co. Inc. S1496552.1	676-100	208.15	8526 8526	10/28/10
C.I. Thornburg Co. Inc.			8526	10/28/10

**Cannonsburg Water District
AP Cash Distribution
Checks Issued 1/1/2010 To 12/31/2010**

Vendor Invoice No. =====	GL Distribution =====		Check# =====	Check Date =====
S1496197.1	676-100	970.22	8526	
C.I. Thornburg Co. Inc. S1494733.1	620-000	252.00	8526 8526	10/28/10
C.I. Thornburg Co. Inc. S1494556.2	620-000	734.79	8526 8526	10/28/10
C.I. Thornburg Co. Inc. S1493265.1	620-000	289.44	8526 8526	10/28/10
C.I. Thornburg Co. Inc. S1478973.1	676-100	366.82	8526 8526	10/28/10
C.I. Thornburg Co. Inc. S1495478.1	620-000	70.76	8526 8526	10/28/10
Consolidated Pipe & Supply Co., Dept 3147 2801110-000-000	620-000	1,026.84	8527 8527	10/28/10
Consolidated Pipe & Supply Co., Dept 3147 2801229-000-000	620-000	1,025.31	8527 8527	10/28/10
Delta Dental NOVEMBER	659-100	637.80	8528 8528	10/28/10
John W. Clark Oil Co., Inc. 700 CWD 10/28/10	650-100	901.71	8529 8529	10/28/10
John W. Clark Oil Co., Inc. 1037 BO 10/28/10	250-000	28.50	8529 8529	10/28/10
John W. Clark Oil Co., Inc. 1036 MEL 10/28/10	250-000	137.96	8529 8529	10/28/10
John W. Clark Oil Co., Inc. 1034 MIKE 10/28/10	250-000	136.38	8529 8529	10/28/10
John W. Clark Oil Co., Inc. 1033 TOMMY 10/28/10	250-000	8.55	8529 8529	10/28/10
John W. Clark Oil Co., Inc. 1004 RANDY 10/27/10	250-000	48.87	8529 8529	10/28/10
John W. Clark Oil Co., Inc. 1008 BOB 10/28/10	250-000	155.90	8529 8529	10/28/10
KY Power Company BRIARWOOD REAR OCT	615-100	13.60	8530 8530	10/28/10
KY Power Company			8530	10/28/10

Cannonsburg Water District
 AP Cash Distribution
 Checks Issued 1/1/2010 To 12/31/2010

Vendor Invoice No. =====	GL Distribution =====		Check# =====	Check Date =====
BRIARWOOD OCT	615-100	96.50	8530	
KY Rural Water 11049	675-500	1,250.00	8531 8531	10/28/10
MASTER METER SYSTEMS 0054347-IN	675-600	2,500.00	8532 8532	10/28/10
Office Depot 537766527001	675-500	146.91	8533 8533	10/28/10
Office Depot 537766530001	675-500	17.99	8533 8533	10/28/10
R & O SECURITY 13329	675-500	19.95	8534 8534	10/28/10
Sunbelt Rentals 27301597-001	676-600	360.09	8535 8535	10/28/10
KY Retirement Systems OCT 2010 OCT 2010	263-100 420-000	1,439.47 4,874.10	8536 8536 8536	11/05/10
Danny Strickland NOV 2010	650-200	1,220.00	8537 8537	11/10/10
Division of Child Support NOV 11 2010	252-000	162.92	8549 8549	11/11/10
Aquis Communications 20798711	616-300	36.41	8550 8550	11/15/10
ARAMARK UNIFORM SERVICES 542-5213101	675-500	94.00	8551 8551	11/15/10
B & C Communications 819585	676-600	69.90	8552 8552	11/15/10
Big Sandy Water District OCT 2010 BRIARWOOD	610-200	450.69	8553 8553	11/15/10
Big Sandy Water District OCT 2010 DOG FORK	610-200	687.74	8553 8553	11/15/10
BLUEGRASS AGGREGATES, LLC 7303	620-000	128.72	8554 8554	11/15/10
Bowling Feed & Hardware 181952	676-600	84.79	8555 8555	11/15/10

**Cannonsburg Water District
AP Cash Distribution
Checks Issued 1/1/2010 To 12/31/2010**

Vendor Invoice No. =====	GL Distribution =====		Check# =====	Check Date =====
C& D Painting Services, Inc 1402347	676-600	128.00	8556 8556	11/15/10
Cardemember Service OCT 2010 OCT 2010	675-500 676-600	893.04 112.52	8557 8557 8557	11/15/10
Chase Auto Finance NOV CAR PYMT 2010	231-200	346.27	8558 8558	11/15/10
C.I. Thornburg Co. Inc. S1475090.2	676-100	8,700.00	8559 8559	11/15/10
C.I. Thornburg Co. Inc. S1498425.1	676-600	411.83	8559 8559	11/15/10
Columbia Gas OCT CANN OFF	617-200	56.94	8560 8560	11/15/10
Columbia Gas OCT CANN SHOP	617-200	28.73	8560 8560	11/15/10
Columbia Gas OCT MID TR	617-100	35.10	8560 8560	11/15/10
Galls 510904318	676-600	319.97	8561 8561	11/15/10
Hart Sanitation, Inc. NOV 2010	675-500	55.00	8562 8562	11/15/10
John W. Clark Oil Co., Inc. OCT 1008 BOB	250-000	119.74	8563 8563	11/15/10
John W. Clark Oil Co., Inc. OCT 1033 TOMMY	250-000	17.62	8563 8563	11/15/10
John W. Clark Oil Co., Inc. OCT 1034 MIKE	250-000	138.99	8563 8563	11/15/10
John W. Clark Oil Co., Inc. OCT 1036 MEL	250-000	157.64	8563 8563	11/15/10
John W. Clark Oil Co., Inc. OCT 1037 BO	250-000	71.49	8563 8563	11/15/10
John W. Clark Oil Co., Inc. OCT 700 CWD	650-100	521.68	8563 8563	11/15/10
John W. Clark Oil Co., Inc.			8563	11/15/10

Cannonsburg Water District
 AP Cash Distribution
 Checks Issued 1/1/2010 To 12/31/2010

Vendor Invoice No. =====	GL Distribution =====		Check# =====	Check Date =====
OCT 1004 RANDY	250-000	193.83	8563	
Kaco All Lines Fund W6111	657-000	1,022.00	8564 8564	11/15/10
KY Home Supply 6763	676-600	14.90	8565 8565	11/15/10
KY Home Supply 6743	676-600	22.10	8565 8565	11/15/10
KY Power Company OCT TARPIN RDG	615-100	12.82	8566 8566	11/15/10
KY Power Company OCT BROOKF	615-100	280.48	8566 8566	11/15/10
KY Power Company OCT CANN RD SHOP OCT CANN RD SHOP 1	615-200 615-200	92.86 19.53	8566 8566 8566	11/15/10
KY Power Company OCT CANN RD SHOP 1	615-200	19.53	8566 8566	11/15/10
KY Power Company OCT CANN RDOFF	615-200	155.54	8566 8566	11/15/10
KY Power Company OCT MCGUIRE DR	615-100	530.63	8566 8566	11/15/10
KY Power Company OCT MID TR	615-100	2,046.87	8566 8566	11/15/10
KY State Treasurer-Revenue Cabinet st tax OCT ST TAX	241-200	1,438.43	8567 8567	11/15/10
Scot Gross Co., Inc. 2377177	676-600	14.20	8568 8568	11/15/10
Sunbelt Rentals 27301597	676-600	360.09	8569 8569	11/15/10
Superior Supply, Inc. 30873	676-600	13.00	8570 8570	11/15/10
Superior Supply, Inc. 30895	676-600	10.00	8570 8570	11/15/10
Toshiba America Info Systmes 163125354	675-000	347.69	8571 8571	11/15/10

**Cannonsburg Water District
AP Cash Distribution
Checks Issued 1/1/2010 To 12/31/2010**

Vendor Invoice No. =====	GL Distribution =====	Check# =====	Check Date =====
US Postal Service NOV REPLENISH	132-000	2,000.00	11/15/10
		8572 8572	
Utility Service & Supply Inc 00273594	620-000	321.36	11/15/10
		8573 8573	
Utility Service & Supply Inc 00273592	620-000	4,106.76	11/15/10
		8573 8573	
Woodford Oil Company 1324733	676-700	302.54	11/15/10
		8574 8574	
Woodford Oil Company 1319425	676-700	98.32	11/15/10
		8574 8574	
Ashland Water SEPT 2010	610-100	84,414.96	11/16/10
		8575 8575	
KY STATE TREASURER NOV 2010	675-500	200.00	11/16/10
		8576 8576	
Division of Child Support NOV 24 2010	252-000	162.92	11/24/10
		8593 8593	
Thomas Howe GEN BUTLER MILEAGE	675-500	178.50	11/24/10
		8594 8594	
KY Retirement Systems NOVEMBER 2010	263-100	1,459.41	12/06/10
NOVEMBER 2010	420-000	4,941.52	
		8595 8595 8595	
Antthm Blue Cross Blue Shield DEC BILLING	251-000	2,554.45	12/09/10
DEC BILLING	659-000	19,369.92	
		8596 8596 8596	
Anthem Life 1401888	659-200	637.62	12/09/10
		8597 8597	
Aquis Communications 201161350	616-300	36.41	12/09/10
		8598 8598	
ARAMARK UNIFORM SERVICES 542-5217146	675-500	94.00	12/09/10
		8599 8599	
ARAMARK UNIFORM SERVICES 542-5221182	675-500	94.00	12/09/10
		8599 8599	
ARAMARK UNIFORM SERVICES 542-5225171	675-500	94.00	12/09/10
		8599 8599	

Cannonsburg Water District
 AP Cash Distribution
 Checks Issued 1/1/2010 To 12/31/2010

Vendor Invoice No. =====	GL Distribution =====		Check# =====	Check Date =====
ARAMARK UNIFORM SERVICES 542-5229153	675-500	94.00	8599 8599	12/09/10
Armstrong DEC PYMT	675-500	293.81	8600 8600	12/09/10
Ashland Office Supply 417429-0	675-500	69.02	8601 8601	12/09/10
Big Sandy Water District DOG FORK NOV	610-200	436.25	8602 8602	12/09/10
BLUEGRASS AGGREGATES, LLC 7372	620-000	132.54	8603 8603	12/09/10
Cardemember Service DEC DEC DEC DEC	650-100 650-200 675-500 676-600	69.00 158.55 603.45 1,354.67	8604 8604 8604 8604	12/09/10
Cintas First Aid & Safety 288035396	676-600	79.50	8605 8605	12/09/10
Cintas First Aid & Safety 288035888	676-600	49.75	8605 8605	12/09/10
C.I. Thornburg Co. Inc. S1500941.1	620-000	140.00	8606 8606	12/09/10
C.I. Thornburg Co. Inc. S1501182.1	620-000	1,231.24	8606 8606	12/09/10
C.I. Thornburg Co. Inc. S1500886.1	620-000	504.00	8606 8606	12/09/10
C.I. Thornburg Co. Inc. S1499670.1	620-000	836.00	8606 8606	12/09/10
C.I. Thornburg Co. Inc. S1501458.1	620-000	11.06	8606 8606	12/09/10
Columbia Gas CANN RD SHOP	617-200	55.11	8607 8607	12/09/10
Columbia Gas CANN RDOFFICE	617-200	145.27	8607 8607	12/09/10
Columbia Gas			8607	12/09/10

Cannonsburg Water District
AP Cash Distribution
Checks Issued 1/1/2010 To 12/31/2010

Vendor Invoice No. =====	GL Distribution =====		Check# =====	Check Date =====
MIDLAND NOV	617-200	89.26	8607	
Computer House Calls 3824	635-000	135.60	8608 8608	12/09/10
Consolidated Pipe & Supply Co., Dept 3147 2801422-000-000	620-000	1,070.00	8609 8609	12/09/10
Consolidated Pipe & Supply Co., Dept 3147 2801403-000-000	620-000	314.40	8609 8609	12/09/10
Consolidated Pipe & Supply Co., Dept 3147 2801229-001-000	620-000	583.65	8609 8609	12/09/10
Consolidated Pipe & Supply Co., Dept 3147 2801422-001-000	620-000	114.00	8609 8609	12/09/10
Country Garden Florist & Gifts 100301 DEC	675-500	58.30	8610 8610	12/09/10
Dannys Garage 811244	650-200	1,220.00	8611 8611	12/09/10
Delta Dental DEC	659-100	637.80	8612 8612	12/09/10
Gillums Service & Repair Inc. 233960	676-600	48.50	8613 8613	12/09/10
Gillums Service & Repair Inc. 234885	676-600	5.70	8613 8613	12/09/10
Gillums Service & Repair Inc. 235905	676-600	9.98	8613 8613	12/09/10
Hart Sanitation, Inc. 7286 DEC	675-500	50.00	8614 8614	12/09/10
HELTON AUTO SUPPLY 221771	650-200	4.95	8615 8615	12/09/10
John W. Clark Oil Co., Inc. 1037 BO DEC	250-000	220.75	8616 8616	12/09/10
John W. Clark Oil Co., Inc. 700 CWD DEC	650-100	423.56	8616 8616	12/09/10
John W. Clark Oil Co., Inc. 1036 MEL DEC	250-000	312.16	8616 8616	12/09/10
John W. Clark Oil Co., Inc.			8616	12/09/10

Cannonsburg Water District
 AP Cash Distribution
 Checks Issued 1/1/2010 To 12/31/2010

Vendor Invoice No. =====	GL Distribution =====		Check# =====	Check Date =====
1033 TOMMY DEC	250-000	285.61	8616	
John W. Clark Oil Co., Inc. 1008 BOB DEC	250-000	147.14	8616 8616	12/09/10
John W. Clark Oil Co., Inc. 1004 RANDY DEC	250-000	142.95	8616 8616	12/09/10
John W. Clark Oil Co., Inc. 1034 MIKE DEC	250-000	86.80	8616 8616	12/09/10
KY Home Supply 6899	676-600	26.70	8617 8617	12/09/10
KY Home Supply 6907	676-600	10.96	8617 8617	12/09/10
KY Home Supply 6799	676-600	22.30	8617 8617	12/09/10
KY Power Company BROOKFIELD NOV	615-100	312.79	8618 8618	12/09/10
KY Power Company US RT 60 NOV	615-100	12.40	8618 8618	12/09/10
KY Power Company PAUL COFFEEY NOV	615-100	19.85	8618 8618	12/09/10
KY Power Company BRIARWOOD REAR NOV	615-100	12.85	8618 8618	12/09/10
KY Power Company BRAIRWOOD NOV	615-100	102.23	8618 8618	12/09/10
KY Power Company REBEL RD NOV	615-100	181.49	8618 8618	12/09/10
KY State Treasurer-Revenue Cabinet st tax NOV 2010	241-200	1,169.99	8619 8619	12/09/10
KY Underground 200608595	676-600	42.70	8620 8620	12/09/10
MASTER METER SYSTEMS 0055833-NI	675-600	75.00	8621 8621	12/09/10
Perfection Rubber and Supply 107781	676-600	59.92	8622 8622	12/09/10
Quill			8623	12/09/10

Cannonsburg Water District
 AP Cash Distribution
 Checks Issued 1/1/2010 To 12/31/2010

Vendor Invoice No. =====	GL Distribution =====		Check# =====	Check Date =====
9678395	675-500	229.02	8623	
R & O SECURITY 13736	675-500	19.95	8624 8624	12/09/10
Superior Supply, Inc. 30927	676-600	30.00	8625 8625	12/09/10
Toshiba America Info Systmes 165300104	675-000	531.95	8626 8626	12/09/10
Tri State Culvert & Cons. Supply 13003	676-600	18.30	8627 8627	12/09/10
US Postal Service 1ST CLASS PERMIT FEE	677-100	185.00	8628 8628	12/09/10
Verizon 586313492-00001	616-200	505.51	8629 8629	12/09/10
Whayne Supply Company PC020326773	676-600	20.30	8630 8630	12/09/10
Division of Child Support 12/8/10	252-000	162.92	8642 8642	12/09/10
ARAMARK UNIFORM SERVICES 542-5237090	675-500	94.00	8659 8659	12/21/10
ARAMARK UNIFORM SERVICES 542-5233031	675-500	94.00	8659 8659	12/21/10
Armstrong DEC 2010	675-500	297.35	8660 8660	12/21/10
Ashland Alliance 1293	675-500	62.50	8661 8661	12/21/10
Ashland Water DEC 2010	610-100	72,598.41	8662 8662	12/21/10
BLUEGRASS AGGREGATES, LLC 7426	620-000	155.20	8663 8663	12/21/10
Chase Auto Finance DEC 2010	231-200	346.27	8664 8664	12/21/10
Consolidated Pipe & Supply Co., Dept 3147 2801602-000-000	620-000	169.00	8665 8665	12/21/10
Consolidated Pipe & Supply Co., Dept 3147			8665	12/21/10

**Cannonsburg Water District
AP Cash Distribution
Checks Issued 1/1/2010 To 12/31/2010**

Vendor Invoice No. =====	GL Distribution =====		Check# =====	Check Date =====
2801602-001-000	620-000	169.00	8665	
General Sales Co. 507730	676-600	69.14	8666 8666	12/21/10
HELTON AUTO SUPPLY 221907	650-200	18.73	8667 8667	12/21/10
KY Home Supply 6998	676-600	24.36	8668 8668	12/21/10
KY Home Supply 7003	676-600	3.49	8668 8668	12/21/10
KY Home Supply 7013	676-600	27.60	8668 8668	12/21/10
KY Home Supply 7029	676-600	18.99	8668 8668	12/21/10
KY Home Supply 6988	676-600	7.63	8668 8668	12/21/10
KY Power Company DEC CANN SHOP 1	615-200	134.12	8669 8669	12/21/10
KY Power Company DEC US RT 60	615-100	25.10	8669 8669	12/21/10
KY Power Company DEC TARPIN RDGE	615-100	13.12	8669 8669	12/21/10
KY Power Company DEC SHOP #2	615-100	19.99	8669 8669	12/21/10
KY Power Company DEC REBEL RD	615-100	448.80	8669 8669	12/21/10
KY Power Company DEC PAUL COFFEY	615-100	55.30	8669 8669	12/21/10
KY Power Company DEC MCGUIRE	615-100	628.03	8669 8669	12/21/10
KY Power Company DEC CANN OFF	615-200	162.56	8669 8669	12/21/10
KY Power Company DEC MIDLAND TR	615-100	2,298.96	8669 8669	12/21/10
MASTER METER SYSTEMS			8670	12/21/10

Cannonsburg Water District
AP Cash Distribution
Checks Issued 1/1/2010 To 12/31/2010

Vendor Invoice No. =====	GL Distribution =====	Check# =====	Check Date =====
0055866	675-600	1,650.00	8670
R & O SECURITY 14172	675-500	19.95	8671 8671
Scot Gross Co., Inc. 2399112	676-600	100.00	8672 8672
Sunbelt Rentals 27854034-001	676-600	54.50	8673 8673
Superior Supply, Inc. 31002	676-600	69.90	8674 8674
Superior Supply, Inc. 31040	676-600	25.90	8674 8674
Verizon 2496082926	616-200	500.65	8675 8675
Whayne Supply Company PC020328553	676-600	67.42	8676 8676
Ashland Water DEC 2010 1	610-100	12,204.00	8681 8681
Anthem Life 1415027	659-200	637.62	8693 8693
ARAMARK UNIFORM SERVICES 542-5240925	675-500	94.00	8694 8694
Division of Child Support 12/23/10	252-000	162.92	8695 8695
John W. Clark Oil Co., Inc. 1036 MEL 12/23/10	250-000	142.89	8696 8696
John W. Clark Oil Co., Inc. 1037 BO 12/23/10	250-000	131.11	8696 8696
John W. Clark Oil Co., Inc. 1034 MIKE 12/23/10	250-000	162.78	8696 8696
John W. Clark Oil Co., Inc. 1008 BOB 12/23/10	250-000	95.11	8696 8696
John W. Clark Oil Co., Inc. 1004 RANDY 12/23/10	250-000	137.21	8696 8696
John W. Clark Oil Co., Inc.			8696

Cannonsburg Water District
AP Cash Distribution
Checks Issued 1/1/2010 To 12/31/2010

Vendor Invoice No. =====	GL Distribution =====		Check# =====	Check Date =====
1033 TOM 12/23/10	250-000	216.13	8696	
John W. Clark Oil Co., Inc. 700 CWD DEC 23	650-100	936.61	8696 8696	12/23/10
ARAMARK UNIFORM SERVICES 542-5244604	675-500	94.00	8697 8697	12/30/10
Cintas First Aid & Safety 0288037338	676-600	72.90	8698 8698	12/30/10
Columbia Gas DEC MIDLAND TR	617-100	26.11	8699 8699	12/30/10
Delta Dental DEC 2010	659-100	656.91	8700 8700	12/30/10
HELTON AUTO SUPPLY 221865	650-200	2.40	8701 8701	12/30/10
KY Home Supply 7075	676-600	22.97	8702 8702	12/30/10
KY Home Supply 7035	676-600	13.37	8702 8702	12/30/10
KY Home Supply 7046	676-600	19.94	8702 8702	12/30/10
KY Power Company BRIARWOOD DEC	615-100	119.75	8703 8703	12/30/10
KY Power Company BRIARWOOD REAR DEC	615-100	13.81	8703 8703	12/30/10
KY Underground DEC 10	676-600	57.33	8704 8704	12/30/10
Scadata Scientifice LLC 2035	675-600	125.00	8705 8705	12/30/10
Superior Supply, Inc. 31049	676-600	28.60	8706 8706	12/30/10
Town Square Bank DEC PETTY CASH	675-500	531.97	8707 8707	12/30/10
Woodford Oil Company 1366835	676-700	297.70	8708 8708	12/30/10

Cannonsburg Water District
AP Cash Distribution
Checks Issued 1/1/2010 To 12/31/2010

Vendor
Invoice No.
=====

GL Distribution
=====

Check#
=====

Check Date
=====

Totals

1,771,880.71



Cannonsburg Water District
Detailed Trial Balance
Entries From 1/1/2010 Through 12/31/2010

Account	Description Transactions-Date	Debit	Credit	Ending Balance
108-000	Accumulated Amortization	P Bal	-3,033,310.42	
1/1/2010	(JE) depreciation		-10,000.00	
1/1/2010	(JE) adjusting entry #11	9,172.00		
2/28/2010	(JE) feb depreciation		-10,000.00	
3/31/2010	(JE) MAR DEPRECIATION		-10,000.00	
4/30/2010	(JE) april depreciation		-10,000.00	
5/31/2010	(JE) may depreication		-10,000.00	
6/30/2010	(JE) jun depreciation		-10,000.00	
7/31/2010	(JE) depreciation		-10,000.00	
8/31/2010	(JE) depreciation		-10,000.00	
9/30/2010	(JE) sept depreciation		-10,000.00	
10/31/2010	(JE) deprecation		-10,000.00	
11/30/2010	(JE) nov depreciation		-10,000.00	
12/31/2010	(JE) depreciation		-10,000.00	
12/31/2010	(JE) ae acc amort	9,172.00		
108-000	ACCOUNT TOTAL	18,344.00	-120,000.00	-3,134,966.42
131-100	Operation & Main Town Squ	P Bal	46,059.55	
1/6/2010	(AP) 7804 KY Retirement System		-9,758.00	
1/14/2010	(AP) 7808 Wells Group, LLC		-462.00	
1/14/2010	(AP) 7809 Woodford Oil Company		-55.87	
1/14/2010	(AP) 7810 CTS		-109.22	
1/14/2010	(AP) 7811 KY Power Company		-64.82	
1/14/2010	(AP) 7811 KY Power Company		-762.04	
1/14/2010	(AP) 7811 KY Power Company		-237.95	
1/14/2010	(AP) 7811 KY Power Company		-214.44	
1/14/2010	(AP) 7811 KY Power Company		-174.33	
1/14/2010	(AP) 7811 KY Power Company		-135.27	
1/14/2010	(AP) 7811 KY Power Company		-64.82	
1/14/2010	(AP) 7811 KY Power Company		-12.92	
1/14/2010	(AP) 7812 Columbia Gas		-278.09	
1/14/2010	(AP) 7812 Columbia Gas		-88.62	
1/14/2010	(AP) 7810 CTS		-109.22	
1/14/2010	(AP) 7813 Elan Financial Servi		-2,676.71	
1/14/2010	(AP) 7816 Gillums Service & Re		-1.56	
1/14/2010	(AP) 7817 Helton Auto Supply		-35.30	
1/14/2010	(AP) 7817 Helton Auto Supply		-3.10	
1/14/2010	(AP) 7818 KY Underground		-42.00	
1/14/2010	(AP) 7819 Scioto Block		-451.80	
1/14/2010	(AP) 7820 C.I. Thornburg Co. I		-67.50	
1/14/2010	(AP) 7820 C.I. Thornburg Co. I		-1,892.87	
1/14/2010	(AP) 7820 C.I. Thornburg Co. I		-108.50	
1/14/2010	(AP) 7812 Columbia Gas		-88.62	
1/14/2010	(AP) 7813 Elan Financial Servi		-2,676.71	
1/14/2010	(AP) 7814 Ashland Water		-93,965.13	
1/14/2010	(AP) 7820 C.I. Thornburg Co. I		-1,725.00	
1/14/2010	(AP) 7820 C.I. Thornburg Co. I		-1,432.98	
1/14/2010	(AP) 7820 C.I. Thornburg Co. I		-220.00	
1/14/2010	(AP) 7815 Big Sandy Water Dist		-1,069.42	
1/14/2010	(AP) 7821 Aquis Communications		-36.41	
1/14/2010	(AP) 7822 US Postal Service		-2,000.00	
1/14/2010	(AP) 7823 State Electric Suppl		-6.54	
1/14/2010	(AP) 7824 KY Home Supply		-6.57	
1/14/2010	(AP) 7824 KY Home Supply		-1.99	

Cannonsburg Water District
Detailed Trial Balance
Entries From 1/1/2010 Through 12/31/2010

Account	Description Transactions-Date	Debit	Credit	Ending Balance
=====	=====	=====	=====	=====
131-100	Operation & Main Town Squ(Cont'd)			
1/14/2010	(AP) 7825 KY State Treasurer		-2,041.94	
1/14/2010	(AP) 7826 Quill		-42.87	
1/14/2010	(AP) 7826 Quill		-243.41	
1/14/2010	(AP) 7827 Boyd Co. Fiscal Cour		-1,318.54	
1/14/2010	(AP) 7828 Cintas First Aid & S		-37.00	
1/14/2010	(AP) 7829 Hart Sanitation, Inc		-50.00	
1/14/2010	(AP) 7830 Taylor Ready Mix		-283.37	
1/14/2010	(AP) 7831 Chase Auto Finance		-346.27	
1/14/2010	(AP) 7832 Toshiba America Info		-347.69	
1/14/2010	(AP) 7834 Danny Strickland		-149.32	
1/14/2010	(AP) 7833 Home Federal Savings		-772.27	
1/14/2010	(AP) 7835 Tri-State Industrial		-144.70	
1/14/2010	(AP) 7836 Clay Tire Sales, Inc		-15.00	
1/21/2010	(AP) 7837 Division of Child Su		-162.92	
1/28/2010	(AP) 7841 CTS		-109.22	
1/28/2010	(AP) 7841 CTS		-109.22	
1/28/2010	(AP) 7842 KY Power Company		-103.49	
1/28/2010	(AP) 7842 KY Power Company		-20.45	
1/28/2010	(AP) 7842 KY Power Company		-12.94	
1/14/2010	(AP) 7842 KY Power Company		-12.40	
1/28/2010	(AP) 7843 Superior Supply, Inc		-26.00	
1/28/2010	(AP) 7844 Delta Dental		-637.80	
1/28/2010	(AP) 7845 Ashland Office Suppl		-34.99	
1/28/2010	(AP) 7846 Anthem Life		-563.49	
1/28/2010	(AP) 7847 Scot Gross Co., Inc.		-9.79	
1/28/2010	(AP) 7847 Scot Gross Co., Inc.		-6.25	
1/28/2010	(AP) 7848 KY Home Supply		-4.39	
1/28/2010	(AP) 7848 KY Home Supply		-9.29	
1/28/2010	(AP) 7848 KY Home Supply		-3.47	
1/28/2010	(AP) 7849 Armstrong		-285.06	
1/28/2010	(AP) 7850 Nextel		-567.13	
1/28/2010	(AP) 7851 John W. Clark Oil Co		-1,581.28	
1/28/2010	(AP) 7851 John W. Clark Oil Co		-232.15	
1/28/2010	(AP) 7851 John W. Clark Oil Co		-328.91	
1/28/2010	(AP) 7851 John W. Clark Oil Co		-197.60	
1/28/2010	(AP) 7851 John W. Clark Oil Co		-138.01	
1/28/2010	(AP) 7851 John W. Clark Oil Co		-85.65	
1/28/2010	(AP) 7851 John W. Clark Oil Co		-238.45	
1/28/2010	(AP) 7852 Computer House Calls		-1,258.98	
1/28/2010	(AP) 7853 Dannys Garage		-118.93	
1/28/2010	(AP) 7854 Tri-State Industrial		-144.70	
1/7/2010	(PR) 1/7/2010 Payroll		-4,296.63	
1/21/2010	(PR) 1/21/2010 Payroll		-8,778.46	
1/26/2010	(PR) 1/26/2010 Payroll		-2,055.27	
1/13/2010	(JE) ck# 2044 operation & mai	146,000.00		
1/29/2010	(JE) jan o & m int	20.00		
1/11/2010	(JE) jan ky finance	2,044.67		
1/11/2010	(JE) PAYROLL TAXES		-1,221.73	
1/25/2010	(JE) PAYROLL TAXES		-3,719.98	
1/28/2010	(JE) PAYROLL TAXES		-367.28	
1/4/2010	(JE) COMMWEALTH CR UN		-905.00	
1/11/2010	(JE) COMMWEALTH CR UN		-45.00	
1/26/2010	(JE) COMMWEALTH CR UN		-950.00	

Cannonsburg Water District
Detailed Trial Balance
Entries From 1/1/2010 Through 12/31/2010

Account	Description Transactions-Date	Debit	Credit	Ending Balance
131-100	Operation & Main Town Squ(Cont'd)			
1/8/2010	(JE) UMEMPLOYMENT INS		-82.50	
1/12/2010	(JE) JAN SALES TAX		-1,977.71	
1/12/2010	(JE) JAN SCHOOL TAX		-3,643.98	
1/14/2010	(JE) ck# 7811 ky power correc	64.82		
1/14/2010	(JE) ck# 7813 elan correction	2,676.71		
1/14/2010	(JE) ck# 7812 columbia gas co	88.62		
1/21/2010	(JE) correct 1/21/10 pyrl pos	0.42		
1/14/2010	(JE) ck# 7811 ky power correc		-2,916.54	
1/14/2010	(JE) correction	0.10		
1/14/2010	(JE) ck# 7811 ky power co		-0.10	
1/14/2010	(JE) to correct ck # 7811 ky	0.10		
2/8/2010	(AP) 7856 KY Retirement System		-4,561.21	
2/12/2010	(AP) 7680 ROBERT MCGUIRE		-262.20	
2/12/2010	(AP) 7681 CTS		-109.22	
2/12/2010	(AP) 7681 CTS		-109.22	
2/12/2010	(AP) 7681 CTS		-109.22	
2/12/2010	(AP) 7682 KY Power Company		-2,929.33	
2/12/2010	(AP) 7682 KY Power Company		-277.05	
2/12/2010	(AP) 7682 KY Power Company		-218.93	
2/12/2010	(AP) 7683 Columbia Gas		-249.26	
2/12/2010	(AP) 7683 Columbia Gas		-97.97	
2/12/2010	(AP) 7683 Columbia Gas		-44.14	
2/12/2010	(AP) 7684 Elan Financial Servi		-2,058.47	
2/12/2010	(AP) 7685 Whyne Supply Compan		-902.00	
2/12/2010	(AP) 7686 Ashland Office Suppl		-34.99	
2/12/2010	(AP) 7687 Big Sandy Water Dist		-14.46	
2/12/2010	(AP) 7687 Big Sandy Water Dist		-540.23	
2/12/2010	(AP) 7688 General Sales Co.		-28.77	
2/12/2010	(AP) 7689 Gillums Service & Re		-2.80	
2/12/2010	(AP) 7690 Helton Auto Supply		-27.80	
2/12/2010	(AP) 7690 Helton Auto Supply		-11.07	
2/12/2010	(AP) 7691 MSU Water Testing La		-2,120.00	
2/12/2010	(AP) 7692 C.I. Thornburg Co. I		-402.35	
2/12/2010	(AP) 7692 C.I. Thornburg Co. I		-375.12	
2/12/2010	(AP) 7693 Aquis Communications		-36.41	
2/12/2010	(AP) 7694 Scot Gross Co., Inc.		-106.32	
2/12/2010	(AP) 7695 KY State Treasurer		-1,031.14	
2/12/2010	(AP) 7696 Quill		-299.36	
2/12/2010	(AP) 7697 Antthm Blue Cross Bl		-16,932.85	
2/12/2010	(AP) 7698 Cintas First Aid & S		-73.75	
2/12/2010	(AP) 7699 Hart Sanitation, Inc		-50.00	
2/12/2010	(AP) 7700 Toshiba Financial Se		-347.69	
2/12/2010	(AP) 7701 Home Federal Savings		-772.27	
2/12/2010	(AP) 7702 Dannys Garage		-223.65	
2/12/2010	(AP) 7703 Personal Concepts		-40.95	
2/12/2010	(AP) 7704 Ron Gambill		-141.68	
2/12/2010	(AP) 389 Amsoil Inc 774148		-428.95	
2/12/2010	(AP) 7706 Premier Precast Prod		-5,827.17	
2/18/2010	(AP) 7887 Division of Child Su		-162.92	
2/19/2010	(AP) 7891 CTS		-109.22	
2/19/2010	(AP) 7892 KY Power Company		-884.86	
2/19/2010	(AP) 7892 KY Power Company		-206.98	
2/19/2010	(AP) 7892 KY Power Company		-122.99	

**Cannonsburg Water District
Detailed Trial Balance
Entries From 1/1/2010 Through 12/31/2010**

Account	Description Transactions-Date	Debit	Credit	Ending Balance
131-100	Operation & Main Town Squ(Cont'd)			
2/19/2010	(AP) 7892 KY Power Company		-61.65	
2/19/2010	(AP) 7892 KY Power Company		-13.27	
2/19/2010	(AP) 7892 KY Power Company		-12.81	
2/19/2010	(AP) 7892 KY Power Company		-17.85	
2/19/2010	(AP) 7893 Ashland Water		-84,477.45	
2/19/2010	(AP) 14 Helton Auto Supply		-14.35	
2/19/2010	(AP) 7894 Helton Auto Supply		-15.99	
2/19/2010	(AP) 7895 Quill		-97.41	
2/19/2010	(AP) 7896 Bluegrass Alignment		-60.00	
2/19/2010	(AP) 7897 John W. Clark Oil Co		-62.57	
2/19/2010	(AP) 7897 John W. Clark Oil Co		-77.72	
2/19/2010	(AP) 7897 John W. Clark Oil Co		-79.24	
2/4/2010	(PR) 2/4/2010 Payroll		-8,813.13	
2/17/2010	(PR) 2/17/2010 Payroll		-2,055.27	
2/18/2010	(PR) 2/18/2010 Payroll		-8,376.24	
2/1/2010	(JE) feb o & m interest	25.10		
2/28/2010	(JE) void ck # 7886	5,827.17		
2/5/2010	(JE) 2/5/10 payroll taxes		-3,838.74	
2/19/2010	(JE) 2/19/10 payroll taxes		-3,947.51	
2/8/2010	(JE) commonwealth cr union		-950.00	
2/22/2010	(JE) commonwealth cr union		-950.00	
2/10/2010	(JE) feb sales & use tax		-2,206.58	
2/10/2010	(JE) feb utility school tax		-4,272.39	
2/3/2010	(JE) ck# 2048 cwd o & m	155,000.00		
2/4/2010	(AP) ck# 7855 division of chi		-162.92	
2/28/2010	(JE) correction on pyrl softw	0.05		
3/5/2010	(AP) 7907 KY Retirement System		-6,532.89	
3/5/2010	(AP) 7908 Anthem Life		-565.29	
3/5/2010	(AP) 7909 Big Sandy Water Dist		-268.52	
3/5/2010	(AP) 7910 Helton Auto Supply		-50.75	
3/5/2010	(AP) 7911 KY Underground		-29.54	
3/5/2010	(AP) 7912 C.I. Thornburg Co. I		-250.00	
3/5/2010	(AP) 7912 C.I. Thornburg Co. I		-356.55	
3/5/2010	(AP) 7913 Aquis Communications		-37.55	
3/5/2010	(AP) 7914 Scot Gross Co., Inc.		-119.67	
3/5/2010	(AP) 7914 Scot Gross Co., Inc.		-1,328.80	
3/5/2010	(AP) 7914 Scot Gross Co., Inc.		-12.27	
3/5/2010	(AP) 7915 KY Home Supply		-29.63	
3/5/2010	(AP) 7916 KY State Treasurer		-1,526.06	
3/5/2010	(AP) 7917 Armstrong		-287.53	
3/5/2010	(AP) 7918 Quill		-57.45	
3/5/2010	(AP) 7918 Quill		-78.10	
3/5/2010	(AP) 7919 Nextel		-564.72	
3/5/2010	(AP) 7920 Antthm Blue Cross Bl		-22,317.94	
3/5/2010	(AP) 7921 Cintas First Aid & S		-49.95	
3/5/2010	(AP) 7922 Office Depot		-169.99	
3/5/2010	(AP) 7923 John W. Clark Oil Co		-520.38	
3/5/2010	(AP) 7923 John W. Clark Oil Co		-17.84	
3/5/2010	(AP) 7923 John W. Clark Oil Co		-144.11	
3/5/2010	(AP) 7923 John W. Clark Oil Co		-51.31	
3/5/2010	(AP) 7923 John W. Clark Oil Co		-179.67	
3/5/2010	(AP) 7923 John W. Clark Oil Co		-176.85	
3/5/2010	(AP) 7923 John W. Clark Oil Co		-72.27	

Cannonsburg Water District
Detailed Trial Balance
Entries From 1/1/2010 Through 12/31/2010

Account	Description Transactions-Date	Debit	Credit	Ending Balance
=====	=====	=====	=====	=====
131-100	Operation & Main Town Squ(Cont'd)			
3/4/2010	(AP) 7898 Division of Child Su		-162.92	
3/5/2010	(AP) 7902 Walmart		-94.51	
3/5/2010	(AP) 7903 CTS		-109.22	
3/5/2010	(AP) 7903 CTS		-109.22	
3/5/2010	(AP) 7904 KY Power Company		-266.22	
3/5/2010	(AP) 7904 KY Power Company		-104.35	
3/5/2010	(AP) 7904 KY Power Company		-13.46	
3/5/2010	(AP) 7905 Columbia Gas		-217.19	
3/5/2010	(AP) 7905 Columbia Gas		-98.60	
3/5/2010	(AP) 7905 Columbia Gas		-41.07	
3/5/2010	(AP) 7906 Delta Dental		-637.80	
3/5/2010	(AP) 7924 Hart Sanitation, Inc		-60.00	
3/5/2010	(AP) 7925 Chase Auto Finance		-346.27	
3/5/2010	(AP) 7926 Toshiba Financial Se		-347.69	
3/18/2010	(AP) 7927 Division of Child Su		-162.92	
3/19/2010	(AP) 7935 Elan Financial Servi		-3,343.74	
3/19/2010	(AP) 7936 Superior Supply, Inc		-9.50	
3/19/2010	(AP) 7937 Ashland Water		-94,113.65	
3/19/2010	(AP) 7938 Ashland Office Suppl		-9.46	
3/19/2010	(AP) 7938 Ashland Office Suppl		-5.85	
3/19/2010	(AP) 7939 Bowling Feed & Hardw		-69.98	
3/19/2010	(AP) 7940 Helton Auto Supply		-60.95	
3/19/2010	(AP) 7940 Helton Auto Supply		-264.44	
3/19/2010	(AP) 7941 C I Thornburg Co		-137.29	
3/19/2010	(AP) 7942 Vandyke, Inc.		-398.00	
3/19/2010	(AP) 7943 Scot Gross Co., Inc.		-32.45	
3/19/2010	(AP) 7944 Armstrong		-284.53	
3/19/2010	(AP) 7945 Nextel		-432.28	
3/19/2010	(AP) 7946 Antthm Blue Cross Bl		-22,317.94	
3/19/2010	(AP) 7947 John W. Clark Oil Co		-866.94	
3/19/2010	(AP) 7947 John W. Clark Oil Co		-56.54	
3/19/2010	(AP) 7947 John W. Clark Oil Co		-92.72	
3/19/2010	(AP) 7947 John W. Clark Oil Co		-63.37	
3/19/2010	(AP) 7947 John W. Clark Oil Co		-110.64	
3/19/2010	(AP) 7947 John W. Clark Oil Co		-119.45	
3/19/2010	(AP) 7947 John W. Clark Oil Co		-87.23	
3/19/2010	(AP) 7948 Tri State Culvert &		-442.20	
3/19/2010	(AP) 7949 Chase Auto Finance		-346.27	
3/19/2010	(AP) 7950 Computer House Calls		-32.50	
3/19/2010	(AP) 7951 Home Federal Savings		-772.27	
3/19/2010	(AP) 7931 Perfection Rubber an		-46.01	
3/19/2010	(AP) 7932 CTS		-109.22	
3/19/2010	(AP) 7932 CTS		-118.59	
3/19/2010	(AP) 7933 ROBERT MCGUIRE		-275.00	
3/19/2010	(AP) 7934 KY Power Company		-2,771.66	
3/19/2010	(AP) 7934 KY Power Company		-758.81	
3/19/2010	(AP) 7934 KY Power Company		-222.70	
3/19/2010	(AP) 7934 KY Power Company		-192.01	
3/19/2010	(AP) 7934 KY Power Company		-123.12	
3/19/2010	(AP) 7934 KY Power Company		-19.31	
3/19/2010	(AP) 7934 KY Power Company		-12.42	
3/19/2010	(AP) 7934 KY Power Company		-12.75	
3/19/2010	(AP) 7934 KY Power Company		-63.54	

Cannonsburg Water District
Detailed Trial Balance
Entries From 1/1/2010 Through 12/31/2010

Account	Description Transactions-Date	Debit	Credit	Ending Balance
=====	=====	=====	=====	=====
131-100	Operation & Main Town Squ(Cont'd)			
3/30/2010	(AP) 7955 CTS		-116.99	
3/30/2010	(AP) 7956 KY Power Company		-99.22	
3/30/2010	(AP) 7956 KY Power Company		-13.51	
3/30/2010	(AP) 7957 Columbia Gas		-34.25	
3/30/2010	(AP) 7958 Delta Dental		-637.80	
3/30/2010	(AP) 7959 Richard D. Crookds		-54.69	
3/30/2010	(AP) 7960 Anthem Life		-565.29	
3/30/2010	(AP) 7961 General Sales Co.		-77.60	
3/30/2010	(AP) 7962 Service Pump & Suppl		-397.35	
3/30/2010	(AP) 7963 C.I. Thornburg Co. I		-172.48	
3/30/2010	(AP) 7963 C.I. Thornburg Co. I		-515.00	
3/30/2010	(AP) 7963 C.I. Thornburg Co. I		-812.88	
3/30/2010	(AP) 7963 C.I. Thornburg Co. I		-1,726.70	
3/30/2010	(AP) 7964 William N Walters		-35.82	
3/30/2010	(AP) 7965 Aquis Communications		-36.41	
3/30/2010	(AP) 7966 Utility Service & Su		-224.04	
3/30/2010	(AP) 7967 Consolidated Pipe &		-867.50	
3/30/2010	(AP) 7968 Cintas First Aid & S		-40.30	
3/30/2010	(AP) 7969 John W. Clark Oil Co		-482.47	
3/30/2010	(AP) 7969 John W. Clark Oil Co		-48.94	
3/30/2010	(AP) 7969 John W. Clark Oil Co		-178.92	
3/30/2010	(AP) 7969 John W. Clark Oil Co		-133.60	
3/30/2010	(AP) 7969 John W. Clark Oil Co		-144.11	
3/30/2010	(AP) 7969 John W. Clark Oil Co		-91.45	
3/30/2010	(AP) 7969 John W. Clark Oil Co		-72.49	
3/30/2010	(AP) 7970 Computer House Calls		-65.00	
3/30/2010	(AP) 7971 Toshiba America Info		-347.69	
3/30/2010	(AP) 7972 Home Federal Savings		-786.53	
3/30/2010	(AP) 7973 Dannys Garage		-160.00	
3/30/2010	(AP) 7974 Personal Concepts		-92.85	
3/31/2010	(AP) 7975 Division of Child Su		-162.92	
3/4/2010	(PR) 3/4/2010 Payroll		-7,879.37	
3/31/2010	(JE) MAR O & M INTEREST	27.04		
3/8/2010	(JE) PAYROLL TAXES		-3,447.93	
3/22/2010	(JE) PAYROLL TAXES		-3,806.84	
3/8/2010	(JE) COMWLTH CR UNION		-950.00	
3/23/2010	(JE) COMWLTH CR UNION		-970.00	
3/31/2010	(JE) COMWLTH CR UNION		-970.00	
3/9/2010	(JE) SALES & USE TAX		-2,420.48	
3/9/2010	(JE) SCHOOL TAX		-4,173.74	
3/26/2010	(JE) DELUXE CKS		-179.33	
3/31/2010	(JE) PAYROLL TAXES		-3,834.86	
3/4/2010	(JE) CK# 2054 CWD O & M	175,000.00		
3/4/2010	(JE) CK# 2060 CWD O & M	30,000.00		
3/17/2010	(PR) PAYROLL		-8,040.52	
3/18/2010	(PR) PAYROLL		-1,991.17	
3/31/2010	(PR) PAYROLL		-7,960.58	
3/31/2010	(JE) CORRECTION		-0.40	
4/14/2010	(AP) 8000 Big Sandy Water Dist		-251.13	
4/14/2010	(AP) 8001 Boyd Co. Fiscal Cour		-1,048.50	
4/14/2010	(AP) 8002 Columbia Gas		-211.29	
4/14/2010	(AP) 8002 Columbia Gas		-75.66	
4/14/2010	(AP) 8003 CTS		-116.99	

**Cannonsburg Water District
Detailed Trial Balance
Entries From 1/1/2010 Through 12/31/2010**

Account	Description Transactions-Date	Debit	Credit	Ending Balance
=====	=====	=====	=====	=====
131-100	Operation & Main Town Squ(Cont'd)			
4/14/2010	(AP) 8004 Hart Sanitation, Inc		-50.00	
4/14/2010	(AP) 8005 KY State Treasurer-R		-2,167.13	
4/19/2010	(AP) 8029 KY Power Company		-2,503.94	
4/19/2010	(AP) 8029 KY Power Company		-20.20	
4/19/2010	(AP) 8029 KY Power Company		-220.81	
4/19/2010	(AP) 8029 KY Power Company		-12.63	
4/19/2010	(AP) 8029 KY Power Company		-12.21	
4/19/2010	(AP) 8030 KY Underground Prote		-32.76	
4/19/2010	(AP) 8031 MSU Water Testing La		-1,660.00	
4/19/2010	(AP) 8032 Quill		-158.69	
4/19/2010	(AP) 8033 R E Huff, Inc.		-250.00	
4/19/2010	(AP) 8034 Richard D. Crookds		-57.12	
4/19/2010	(AP) 8035 Sams Club		-70.00	
4/19/2010	(AP) 8036 Sunbelt Rentals		-31.50	
4/19/2010	(AP) 8037 Superior Supply, Inc		-5.00	
4/19/2010	(AP) 8037 Superior Supply, Inc		-30.90	
4/19/2010	(AP) 8038 bluegrass aggregates		-135.15	
4/19/2010	(AP) 8038 bluegrass aggregates		-170.64	
4/19/2010	(AP) 8039 US Postal Service		-2,000.00	
4/19/2010	(AP) 8040 Wells Group, LLC		-218.00	
4/20/2010	(AP) 8041 City of Ashland		-3.72	
4/20/2010	(AP) 8042 General Sales Co.		-142.10	
4/20/2010	(AP) 8043 KY Underground Prote		-52.80	
4/20/2010	(AP) 8044 Nextel		-486.93	
4/20/2010	(AP) 8045 Utility Service & Su		-853.60	
4/29/2010	(AP) 8062 Division of Child Su		-162.92	
4/1/2010	(AP) 7979 Richard D. Crookds		-238.91	
4/1/2010	(AP) 7980 James Michael Keller		-154.97	
4/7/2010	(AP) 7981 KY Retirement System		-9,503.32	
4/19/2010	(AP) 8017 Anthm Blue Cross Bl		-22,317.94	
4/19/2010	(AP) 8018 Armstrong		-287.11	
4/19/2010	(AP) 8019 Ashland Alliance		-56.25	
4/19/2010	(AP) 8020 Chase Auto Finance		-346.27	
4/19/2010	(AP) 8021 C.I. Thornburg Co. I		-125.68	
4/19/2010	(AP) 8021 C.I. Thornburg Co. I		-1,835.72	
4/19/2010	(AP) 8021 C.I. Thornburg Co. I		-570.08	
4/19/2010	(AP) 8021 C.I. Thornburg Co. I		-1,511.02	
4/19/2010	(AP) 8021 C.I. Thornburg Co. I		-120.00	
4/19/2010	(AP) 8021 C.I. Thornburg Co. I		-642.00	
4/19/2010	(AP) 8021 C.I. Thornburg Co. I		-5,469.33	
4/19/2010	(AP) 8022 City of Ashland		-79,153.28	
4/19/2010	(AP) 8023 Consolidated Pipe &		-222.00	
4/19/2010	(AP) 8024 CTS		-118.69	
4/19/2010	(AP) 8024 CTS		-117.27	
4/19/2010	(AP) 8025 Elan Financial Servi		-2,948.89	
4/19/2010	(AP) 8026 John W. Clark Oil Co		-2,272.84	
4/19/2010	(AP) 8027 kings daughters medi		-300.00	
4/19/2010	(AP) 8028 KY Home Supply		-3.86	
4/19/2010	(AP) 8028 KY Home Supply		-45.78	
4/19/2010	(AP) 8028 KY Home Supply		-3.79	
4/19/2010	(AP) 8029 KY Power Company		-204.19	
4/19/2010	(AP) 8029 KY Power Company		-115.88	
4/19/2010	(AP) 8029 KY Power Company		-70.02	

**Cannonsburg Water District
Detailed Trial Balance
Entries From 1/1/2010 Through 12/31/2010**

Account	Description Transactions-Date	Debit	Credit	Ending Balance
=====				
131-100	Operation & Main Town Squ(Cont'd)			
4/19/2010	(AP) 8029 KY Power Company		-83.40	
4/19/2010	(AP) 8029 KY Power Company		-747.19	
4/15/2010	(PR) 4/15/2010 Payroll		-8,769.14	
4/21/2010	(PR) 4/21/2010 Payroll		-1,992.79	
4/29/2010	(PR) 4/29/2010 Payroll		-8,050.24	
4/30/2010	(JE) april int o & m	11.65		
4/12/2010	(JE) school utility tax		-3,251.98	
4/16/2010	(JE) payroll taxes		-4,116.49	
4/30/2010	(JE) payroll taxes		-3,984.82	
4/9/2010	(JE) unemployment tax		-998.97	
4/12/2010	(JE) sales & use tax		-1,928.17	
4/19/2010	(JE) savings acct		-950.00	
4/19/2010	(JE) deposit correction	0.30		
4/8/2010	(JE) ck# 2066 o & m fund	139,500.00		
4/8/2010	(JE) ck# 2067 O & M	40,000.00		
5/5/2010	(AP) 8063 KY Retirement System		-6,592.20	
5/5/2010	(AP) 8064 Deborah Ashley		-405.00	
5/7/2010	(AP) 8065 Anthem Life		-578.31	
5/7/2010	(AP) 8066 Aquis Communications		-36.41	
5/7/2010	(AP) 8067 ARAMARK UNIFORM SERV		-60.00	
5/7/2010	(AP) 8067 ARAMARK UNIFORM SERV		-60.00	
5/7/2010	(AP) 8068 Big Sandy Water Dist		-24.15	
5/7/2010	(AP) 8068 Big Sandy Water Dist		-342.87	
5/7/2010	(AP) 8069 Chase Auto Finance		-346.27	
5/7/2010	(AP) 8070 C.I. Thornburg Co. I		-204.76	
5/7/2010	(AP) 8071 Columbia Gas		-80.73	
5/7/2010	(AP) 8071 Columbia Gas		-36.73	
5/7/2010	(AP) 8071 Columbia Gas		-32.78	
5/7/2010	(AP) 8072 Consolidated Pipe &		-148.00	
5/7/2010	(AP) 8073 CTS		-117.27	
5/7/2010	(AP) 8073 CTS		-117.27	
5/7/2010	(AP) 8073 CTS		-117.27	
5/7/2010	(AP) 8074 Delta Dental		-637.80	
5/7/2010	(AP) 8075 Gillums Service & Re		-8.22	
5/7/2010	(AP) 8076 Hart Sanitation, Inc		-50.00	
5/7/2010	(AP) 8077 John W. Clark Oil Co		-98.80	
5/7/2010	(AP) 8077 John W. Clark Oil Co		-161.48	
5/7/2010	(AP) 8077 John W. Clark Oil Co		-182.13	
5/7/2010	(AP) 8077 John W. Clark Oil Co		-73.15	
5/7/2010	(AP) 8077 John W. Clark Oil Co		-807.00	
5/7/2010	(AP) 8077 John W. Clark Oil Co		-133.02	
5/7/2010	(AP) 8078 KY Power Company		-12.83	
5/7/2010	(AP) 8078 KY Power Company		-101.86	
5/7/2010	(AP) 8078 KY Power Company		-197.22	
5/7/2010	(AP) 8079 KY State Treasurer-R		-1,570.03	
5/7/2010	(AP) 8080 Bluegrass Aggregates		-455.76	
5/7/2010	(AP) 8080 Bluegrass Aggregates		-167.21	
5/7/2010	(AP) 8081 Toshiba America Info		-347.69	
5/7/2010	(AP) 8082 Utility Service & Su		-1,349.36	
5/7/2010	(AP) 8083 Woodford Oil Company		-259.00	
5/12/2010	(AP) 8084 BEAUTY RIDGE GENERAL		-5,500.00	
5/12/2010	(AP) 8085 Quill		-163.63	
5/12/2010	(AP) 8086 Superior Supply, Inc		-20.45	

**Cannonsburg Water District
Detailed Trial Balance
Entries From 1/1/2010 Through 12/31/2010**

Account	Description Transactions-Date	Debit	Credit	Ending Balance
=====	=====	=====	=====	=====
131-100	Operation & Main Town Squ(Cont'd)			
5/12/2010	(AP) 8087 Utility Service & Su		-576.00	
5/12/2010	(AP) 8088 Verizon		-1,190.34	
5/13/2010	(AP) 8100 Division of Child Su		-162.92	
5/18/2010	(AP) 8101 Armstrong		-287.11	
5/18/2010	(AP) 8102 Ashland Water		-77,416.60	
5/18/2010	(AP) 8103 C.I. Thornburg Co. I		-210.00	
5/18/2010	(AP) 8103 C.I. Thornburg Co. I		-600.00	
5/18/2010	(AP) 8103 C.I. Thornburg Co. I		-105.00	
5/18/2010	(AP) 8103 C.I. Thornburg Co. I		-294.51	
5/18/2010	(AP) 8103 C.I. Thornburg Co. I		-467.16	
5/18/2010	(AP) 8103 C.I. Thornburg Co. I		-220.01	
5/18/2010	(AP) 8103 C.I. Thornburg Co. I		-491.00	
5/18/2010	(AP) 8104 CTS		-118.66	
5/18/2010	(AP) 8105 Elan Financial Servi		-5,354.84	
5/18/2010	(AP) 8106 John W. Clark Oil Co		-116.88	
5/18/2010	(AP) 8106 John W. Clark Oil Co		-139.05	
5/18/2010	(AP) 8106 John W. Clark Oil Co		-142.63	
5/18/2010	(AP) 8106 John W. Clark Oil Co		-104.55	
5/18/2010	(AP) 8106 John W. Clark Oil Co		-38.95	
5/18/2010	(AP) 8106 John W. Clark Oil Co		-669.88	
5/18/2010	(AP) 8107 KY Power Company		-2,394.25	
5/18/2010	(AP) 8107 KY Power Company		-126.44	
5/18/2010	(AP) 8107 KY Power Company		-71.41	
5/18/2010	(AP) 8107 KY Power Company		-33.26	
5/18/2010	(AP) 8107 KY Power Company		-655.09	
5/18/2010	(AP) 8107 KY Power Company		-22.21	
5/18/2010	(AP) 8107 KY Power Company		-208.70	
5/18/2010	(AP) 8107 KY Power Company		-12.75	
5/18/2010	(AP) 8107 KY Power Company		-12.42	
5/18/2010	(AP) 8108 KY Underground Prote		-33.00	
5/18/2010	(AP) 8109 Nextel		-19.63	
5/27/2010	(AP) 8125 Division of Child Su		-162.92	
5/6/2010	(JE) ck# 2077 cwd o & m	93,371.47		
5/6/2010	(JE) ck# 2078 o & m	35,000.00		
5/31/2010	(JE) may o & m interest	12.00		
5/12/2010	(JE) payroll taxes		-3,326.36	
5/26/2010	(JE) payroll taxes		-3,813.99	
5/11/2010	(JE) school tax		-4,283.28	
5/12/2010	(JE) sales & use tax		-2,826.12	
5/3/2010	(JE) credit union		-950.00	
5/17/2010	(JE) credit union		-780.00	
5/10/2010	(JE) ck# 1536 operation & mai	10,000.00		
5/13/2010	(PR) 5/13/2010 Payroll		-7,626.04	
5/21/2010	(PR) 5/21/2010 Payroll		-1,992.79	
5/27/2010	(PR) 5/27/2010 Payroll		-7,481.43	
6/10/2010	(PR) 6/10/2010 Payroll		-7,680.20	
6/22/2010	(PR) 6/22/2010 Payroll		-1,992.79	
6/24/2010	(PR) 6/24/2010 Payroll		-7,422.46	
6/30/2010	(JE) june O & M intertest	15.99		
6/30/2010	(JE) add void ck# 8087 utilit	576.00		
6/14/2010	(JE) payroll taxes		-3,422.34	
6/29/2010	(JE) payroll taxes		-3,924.10	
6/11/2010	(JE) school taxes		-4,357.08	

Cannonsburg Water District
Detailed Trial Balance
Entries From 1/1/2010 Through 12/31/2010

Account	Description Transactions-Date	Debit	Credit	Ending Balance
=====	=====	=====	=====	=====
131-100	Operation & Main Town Squ(Cont'd)			
6/11/2010	(JE) sales & use tax		-2,660.39	
6/15/2010	(JE) savings acct		-780.00	
6/29/2010	(JE) savings acct		-780.00	
6/2/2010	(JE) ck# 2086 cwd O & m	133,000.00		
6/2/2010	(JE) ck# 2087 cwd O & M	30,000.00		
6/22/2010	(JE) ck# 2088 cwd o & m	20,000.00		
6/8/2010	(AP) 8126 Antthm Blue Cross Bl		-21,138.25	
6/8/2010	(AP) 8127 Anthem Life		-578.31	
6/8/2010	(AP) 8128 Aquis Communications		-36.41	
6/8/2010	(AP) 8129 Big Sandy Water Dist		-316.48	
6/8/2010	(AP) 8130 BLUEGRASS AGGREGATES		-166.94	
6/8/2010	(AP) 8131 Cintas First Aid & S		-79.40	
6/8/2010	(AP) 8132 C.I. Thornburg Co. I		-600.00	
6/8/2010	(AP) 8132 C.I. Thornburg Co. I		-226.39	
6/8/2010	(AP) 8133 Columbia Gas		-25.88	
6/8/2010	(AP) 8133 Columbia Gas		-38.71	
6/8/2010	(AP) 8133 Columbia Gas		-30.94	
6/8/2010	(AP) 8134 Computer House Calls		-155.88	
6/8/2010	(AP) 8135 Consolidated Pipe &		-756.00	
6/8/2010	(AP) 8136 CTS		-119.24	
6/8/2010	(AP) 8136 CTS		-119.24	
6/8/2010	(AP) 8136 CTS		-118.96	
6/8/2010	(AP) 8137 Delta Dental		-637.80	
6/8/2010	(AP) 8138 Hart Sanitation, Inc		-50.00	
6/8/2010	(AP) 8139 HELTON AUTO SUPPLY		-25.47	
6/8/2010	(AP) 8140 John W. Clark Oil Co		-97.87	
6/8/2010	(AP) 8140 John W. Clark Oil Co		-138.43	
6/8/2010	(AP) 8140 John W. Clark Oil Co		-146.78	
6/8/2010	(AP) 8140 John W. Clark Oil Co		-179.95	
6/8/2010	(AP) 8140 John W. Clark Oil Co		-175.50	
6/8/2010	(AP) 8140 John W. Clark Oil Co		-685.97	
6/8/2010	(AP) 8141 JOHN T. LANE AND ASS		-7,840.00	
6/8/2010	(AP) 8142 KY Home Supply		-9.16	
6/8/2010	(AP) 8142 KY Home Supply		-9.58	
6/8/2010	(AP) 8142 KY Home Supply		-11.41	
6/8/2010	(AP) 8142 KY Home Supply		-311.59	
6/8/2010	(AP) 8142 KY Home Supply		-12.87	
6/8/2010	(AP) 8142 KY Home Supply		-40.72	
6/8/2010	(AP) 8143 KY Power Company		-95.56	
6/8/2010	(AP) 8143 KY Power Company		-13.60	
6/8/2010	(AP) 8143 KY Power Company		-184.22	
6/8/2010	(AP) 8144 KY Retirement System		-6,010.63	
6/8/2010	(AP) 8145 KY State Treasurer-R		-1,380.84	
6/8/2010	(AP) 8146 PUTNAM AGENCY		-100.00	
6/8/2010	(AP) 8147 Randal D donta		-85.38	
6/8/2010	(AP) 8148 R. E. HUFF, INC		-250.00	
6/8/2010	(AP) 8149 Superior Supply, Inc		-208.00	
6/8/2010	(AP) 8150 Toshiba America Info		-347.69	
6/8/2010	(AP) 8151 US Postal Service		-185.00	
6/8/2010	(AP) 8152 Utility Service & Su		-1,069.08	
6/8/2010	(AP) 8152 Utility Service & Su		-387.50	
6/8/2010	(AP) 8153 Whayne Supply Compan		-103.88	
6/8/2010	(AP) 8154 Woodford Oil Company		-269.00	

Cannonsburg Water District
Detailed Trial Balance
Entries From 1/1/2010 Through 12/31/2010

Account	Description Transactions-Date	Debit	Credit	Ending Balance
131-100	Operation & Main Town Squ(Cont'd)			
6/8/2010	(AP) 8154 Woodford Oil Company		-161.40	
6/10/2010	(AP) 8165 Division of Child Su		-162.92	
6/17/2010	(AP) 8166 American Water Works		-325.00	
6/17/2010	(AP) 8167 Ashland Water		-74,929.05	
6/17/2010	(AP) 8168 Cintas First Aid & S		-48.30	
6/17/2010	(AP) 8169 C.I. Thornburg Co. I		-375.00	
6/17/2010	(AP) 8169 C.I. Thornburg Co. I		-28.00	
6/17/2010	(AP) 8170 CTS		-118.11	
6/17/2010	(AP) 8171 Elan Financial Servi		-1,274.55	
6/17/2010	(AP) 8172 Gillums Service & Re		-6.38	
6/17/2010	(AP) 8173 Joan Burton		-390.00	
6/17/2010	(AP) 8174 John W. Clark Oil Co		-57.57	
6/17/2010	(AP) 8174 John W. Clark Oil Co		-154.07	
6/17/2010	(AP) 8174 John W. Clark Oil Co		-91.20	
6/17/2010	(AP) 8174 John W. Clark Oil Co		-182.70	
6/17/2010	(AP) 8174 John W. Clark Oil Co		-71.26	
6/17/2010	(AP) 8174 John W. Clark Oil Co		-619.51	
6/17/2010	(AP) 8175 KY Home Supply		-15.00	
6/17/2010	(AP) 8176 KY Power Company		-189.88	
6/17/2010	(AP) 8176 KY Power Company		-31.97	
6/17/2010	(AP) 8176 KY Power Company		-96.84	
6/17/2010	(AP) 8176 KY Power Company		-788.03	
6/17/2010	(AP) 8176 KY Power Company		-2,807.34	
6/17/2010	(AP) 8176 KY Power Company		-22.63	
6/17/2010	(AP) 8176 KY Power Company		-239.51	
6/17/2010	(AP) 8176 KY Power Company		-13.08	
6/17/2010	(AP) 8176 KY Power Company		-12.75	
6/17/2010	(AP) 8177 Premier Precast Prod		-480.00	
6/17/2010	(AP) 8178 Spatial Data Integra		-500.00	
6/17/2010	(AP) 8179 Tri-State Industrial		-72.35	
6/17/2010	(AP) 8179 Tri-State Industrial		-93.90	
6/17/2010	(AP) 8180 US Postal Service		-2,000.00	
6/17/2010	(AP) 8181 Utility Service & Su		-2,315.22	
6/17/2010	(AP) 8182 Verizon		-763.26	
6/17/2010	(AP) 8183 Woodford Oil Company		-295.90	
6/22/2010	(AP) 8184 ARAMARK UNIFORM SERV		-91.00	
6/22/2010	(AP) 8184 ARAMARK UNIFORM SERV		-91.00	
6/22/2010	(AP) 8184 ARAMARK UNIFORM SERV		-91.00	
6/22/2010	(AP) 8184 ARAMARK UNIFORM SERV		-91.00	
6/22/2010	(AP) 8184 ARAMARK UNIFORM SERV		-91.00	
6/22/2010	(AP) 8184 ARAMARK UNIFORM SERV		-91.00	
6/22/2010	(AP) 8185 Armstrong		-287.11	
6/22/2010	(AP) 8186 Chase Auto Finance		-346.27	
6/22/2010	(AP) 8187 CTS		-118.11	
6/22/2010	(AP) 8188 Delta Dental		-637.80	
6/22/2010	(AP) 8189 KY Underground Prote		-38.13	
6/24/2010	(AP) 8205 Division of Child Su		-162.92	
6/24/2010	(AP) 8206 Town Square Bank		-683.23	
6/28/2010	(AP) 8207 G & B Auto Glass		-292.39	
6/1/2010	(JE) savings acct		-950.00	
7/8/2010	(PR) 7/8/2010 Payroll		-8,061.45	
7/22/2010	(PR) 7/22/2010 Payroll		-8,186.04	

**Cannonsburg Water District
Detailed Trial Balance
Entries From 1/1/2010 Through 12/31/2010**

Account	Description Transactions-Date	Debit	Credit	Ending Balance
=====	=====	=====	=====	=====
131-100	Operation & Main Town Squ(Cont'd)			
7/26/2010	(PR) 7/26/2010 Payroll		-1,992.79	
7/8/2010	(AP) 8218 Anthm Blue Cross Bl		-21,924.71	
7/8/2010	(AP) 8219 Anthem Life		-578.31	
7/8/2010	(AP) 8220 Aquis Communications		-36.41	
7/8/2010	(AP) 8221 ARAMARK UNIFORM SERV		-91.00	
7/8/2010	(AP) 8221 ARAMARK UNIFORM SERV		-91.00	
7/8/2010	(AP) 8221 ARAMARK UNIFORM SERV		-91.00	
7/8/2010	(AP) 8222 Ashland Alliance		-56.25	
7/8/2010	(AP) 8223 Big Sandy Water Dist		-373.75	
7/8/2010	(AP) 8224 BLUEGRASS AGGREGATES		-104.01	
7/8/2010	(AP) 8225 Bowling Feed & Hardw		-129.95	
7/8/2010	(AP) 8226 Boyd Co. Fiscal Cour		-956.82	
7/8/2010	(AP) 8227 Chase Auto Finance		-346.27	
7/8/2010	(AP) 8228 C.I. Thornburg Co. I		-145.00	
7/8/2010	(AP) 8228 C.I. Thornburg Co. I		-3,015.15	
7/8/2010	(AP) 8228 C.I. Thornburg Co. I		-356.59	
7/8/2010	(AP) 8228 C.I. Thornburg Co. I		-1,950.92	
7/8/2010	(AP) 8228 C.I. Thornburg Co. I		-835.60	
7/8/2010	(AP) 8228 C.I. Thornburg Co. I		-381.00	
7/8/2010	(AP) 8228 C.I. Thornburg Co. I		-184.00	
7/8/2010	(AP) 8228 C.I. Thornburg Co. I		-16.41	
7/8/2010	(AP) 8229 Columbia Gas		-27.83	
7/8/2010	(AP) 8229 Columbia Gas		-25.88	
7/8/2010	(AP) 8229 Columbia Gas		-28.91	
7/8/2010	(AP) 8230 Consolidated Pipe &		-315.00	
7/8/2010	(AP) 8230 Consolidated Pipe &		-1,548.00	
7/8/2010	(AP) 8230 Consolidated Pipe &		-67.50	
7/8/2010	(AP) 8230 Consolidated Pipe &		-407.00	
7/8/2010	(AP) 8231 Dannys Garage		-168.68	
7/8/2010	(AP) 8231 Dannys Garage		-87.67	
7/8/2010	(AP) 8232 Division of Child Su		-162.92	
7/8/2010	(AP) 8233 Gallaher Group		-290.00	
7/8/2010	(AP) 8233 Gallaher Group		-440.00	
7/8/2010	(AP) 8234 Hart Sanitation, Inc		-50.00	
7/8/2010	(AP) 8235 Jabo Supply Corporat		-80.71	
7/8/2010	(AP) 8236 KY Home Supply		-25.45	
7/8/2010	(AP) 8237 KY Power Company		-13.94	
7/8/2010	(AP) 8237 KY Power Company		-87.43	
7/8/2010	(AP) 8237 KY Power Company		-133.39	
7/8/2010	(AP) 8238 KY Retirement System		-6,055.92	
7/8/2010	(AP) 8239 KY State Treasurer p		-3,076.91	
7/8/2010	(AP) 8240 KY ST Treasurer		-1,400.12	
7/8/2010	(AP) 8241 Office Depot		-193.89	
7/8/2010	(AP) 8242 R E Huff, Inc.		-750.00	
7/8/2010	(AP) 8243 Superior Supply, Inc		-7.75	
7/8/2010	(AP) 8243 Superior Supply, Inc		-100.00	
7/8/2010	(AP) 8244 Toshiba Financial Se		-347.69	
7/8/2010	(AP) 8245 Wells Group, LLC		-293.00	
7/19/2010	(AP) 8246 ARAMARK UNIFORM SERV		-91.00	
7/19/2010	(AP) 8247 Ashland Water		-90,039.60	
7/19/2010	(AP) 8248 Consolidated Pipe &		-272.00	
7/19/2010	(AP) 8248 Consolidated Pipe &		-542.67	
7/19/2010	(AP) 8249 Elan Financial Servi		-2,419.16	

Cannonsburg Water District
Detailed Trial Balance
Entries From 1/1/2010 Through 12/31/2010

Account	Description Transactions-Date	Debit	Credit	Ending Balance
131-100	Operation & Main Town Squ(Cont'd)			
7/19/2010	(AP) 8250 John W. Clark Oil Co		-244.06	
7/19/2010	(AP) 8250 John W. Clark Oil Co		-382.48	
7/19/2010	(AP) 8250 John W. Clark Oil Co		-311.14	
7/19/2010	(AP) 8250 John W. Clark Oil Co		-369.33	
7/19/2010	(AP) 8250 John W. Clark Oil Co		-328.49	
7/19/2010	(AP) 8250 John W. Clark Oil Co		-2,071.83	
7/19/2010	(AP) 8251 Kaco All Lines Fund		-13,385.00	
7/19/2010	(AP) 8252 Kaco Workers Compens		-9,737.00	
7/19/2010	(AP) 8253 KY Home Supply		-2.42	
7/19/2010	(AP) 8254 KY Power Company		-41.39	
7/19/2010	(AP) 8254 KY Power Company		-293.98	
7/19/2010	(AP) 8254 KY Power Company		-150.33	
7/19/2010	(AP) 8254 KY Power Company		-858.78	
7/19/2010	(AP) 8254 KY Power Company		-3,097.87	
7/19/2010	(AP) 8254 KY Power Company		-25.39	
7/19/2010	(AP) 8254 KY Power Company		-266.55	
7/19/2010	(AP) 8254 KY Power Company		-13.54	
7/19/2010	(AP) 8254 KY Power Company		-13.15	
7/19/2010	(AP) 8255 Service Pump & Suppl		-250.00	
7/19/2010	(AP) 8256 Superior Supply, Inc		-133.95	
7/19/2010	(AP) 8256 Superior Supply, Inc		-5.00	
7/19/2010	(AP) 8257 Verizon		-414.01	
7/22/2010	(AP) 8268 Division of Child Su		-162.92	
7/27/2010	(AP) 8274 Kaco All Lines Fund		-13,251.15	
7/27/2010	(AP) 8275 Kaco Workers Compens		-9,639.63	
7/31/2010	(JE) july o & m interest	15.29		
7/31/2010	(JE) add void ck# 8178 sdi	500.00		
7/31/2010	(JE) add void ck# 8251 kaco l	13,385.00		
7/31/2010	(JE) add void ck# 8252 kaco w	9,737.00		
7/12/2010	(JE) payroll taxes		-3,723.61	
7/23/2010	(JE) payroll taxes		-3,607.40	
7/27/2010	(JE) payroll taxes		-356.40	
7/12/2010	(JE) eumployment		-134.03	
7/12/2010	(JE) savings acct		-800.00	
7/26/2010	(JE) savings acct		-800.00	
7/14/2010	(JE) sales use tax		-2,418.51	
7/14/2010	(JE) school tax		-4,312.70	
7/6/2010	(JE) ck# 2097 cwd o & m	135,000.00		
7/19/2010	(JE) ck# 2098 cwd o & m	70,000.00		
8/31/2010	(JE) aug o & m int	16.59		
8/9/2010	(JE) savings acct		-800.00	
8/23/2010	(JE) savings acct		-800.00	
8/13/2010	(JE) sales & use tax		-2,540.23	
8/13/2010	(JE) scholol utility tax		-4,432.19	
8/31/2010	(AP) A/P Summary Transfer		-188,417.93	
8/31/2010	(PR) Payroll Summary Transfer		-16,956.36	
8/6/2010	(EX) payroll ta ky revenue		-3,424.34	
8/23/2010	(EX) pyrl tx ky revenue		-3,732.52	
8/31/2010	(AP) A/P Summary Transfer	532.00		
8/4/2010	(JE) ck# 2102 cwd o & m	124,000.00		
8/19/2010	(JE) ck# 2103 cwd o & m	100,000.00		
9/30/2010	(PR) Payroll Summary Transfer		-26,359.46	
9/30/2010	(AP) A/P Summary Transfer		-125,190.10	

**Cannonsburg Water District
Detailed Trial Balance
Entries From 1/1/2010 Through 12/31/2010**

Account	Description Transactions-Date	Debit	Credit	Ending Balance
=====	=====	=====	=====	=====
131-100	Operation & Main Town Squ(Cont'd)			
9/7/2010	(JE) ck# 2105 cwd o & m	103,000.00		
9/15/2010	(JE) ck# 2114 cwd o & m	65,000.00		
9/3/2010	(JE) payroll taxes		-3,797.69	
9/20/2010	(JE) payroll taxes		-3,406.72	
9/22/2010	(JE) payroll taxes		-356.40	
9/7/2010	(JE) savings acct		-800.00	
9/8/2010	(JE) deluxe cks		-206.17	
9/16/2010	(JE) anthem blue cross & blue		-21,925.05	
9/17/2010	(JE) comwealth sales & use ta		-2,924.96	
9/17/2010	(JE) comwealth school utiity		-5,001.08	
9/20/2010	(JE) savings acct		-995.00	
9/30/2010	(JE) sept o & m interest	10.71		
10/31/2010	(AP) A/P Summary Transfer		-162,889.04	
10/31/2010	(PR) Payroll Summary Transfer		-18,247.70	
10/31/2010	(JE) OCT O & M INT	8.86		
10/4/2010	(JE) PAYROLL TAXES		-3,826.01	
10/15/2010	(JE) PAYROLL TAXES		-3,765.73	
10/29/2010	(JE) PAYROLL TAXES		-3,683.23	
10/4/2010	(JE) SAVING ACCT		-995.00	
10/19/2010	(JE) SAVING ACCT		-995.00	
10/18/2010	(JE) UNEMPLOYMNET		-82.50	
10/19/2010	(JE) SCHOOL UTILITY TAX		-4,348.47	
10/20/2010	(JE) SALES & USE TAX		-2,590.54	
10/1/2010	(JE) CK# 2115 CWD O & M	50,000.00		
10/19/2010	(JE) CK# 2120 CWD O& M	135,000.00		
10/28/2010	(JE) CK# 2121 CWD O & M	45,000.00		
11/30/2010	(AP) A/P Summary Transfer		-119,723.63	
11/30/2010	(PR) Payroll Summary Transfer		-17,742.27	
11/30/2010	(JE) november o & m int	12.93		
11/10/2010	(JE) payroll taxes		-3,613.35	
11/24/2010	(JE) payroll taxes		-3,699.06	
11/1/2010	(JE) savings acct		-995.00	
11/16/2010	(JE) savings acct		-995.00	
11/29/2010	(JE) savings acct		-895.00	
11/10/2010	(JE) state tax		-2,524.48	
11/10/2010	(JE) school utliity tax		-4,348.47	
11/16/2010	(JE) anthem blue cross ins		-21,924.37	
11/11/2010	(JE) ck# 2122 cwd o & m	100,000.00		
11/16/2010	(JE) ck# 2131 cwd oper & main	72,000.00		
12/31/2010	(AP) A/P Summary Transfer		-142,690.90	
12/31/2010	(PR) Payroll Summary Transfer		-23,072.74	
12/10/2010	(JE) payroll taxes		-4,024.88	
12/15/2010	(JE) payroll taxes		-1,070.86	
12/24/2010	(JE) payroll taxes		-3,907.24	
12/8/2010	(JE) sales & use tax		-2,768.44	
12/8/2010	(JE) school utility tax		-4,438.91	
12/13/2010	(JE) commonwealth savings acc		-700.00	
12/27/2010	(JE) commonwealth savings acc		-895.00	
12/31/2010	(JE) add void ck# 8537	1,220.00		
12/8/2010	(JE) ck# 2135 cwd o&m	115,000.00		
12/8/2010	(JE) cwd ck# 2136 o & m	80,000.00		
12/31/2010	(JE) O & M INT	12.87		

Cannonsburg Water District
Detailed Trial Balance
Entries From 1/1/2010 Through 12/31/2010

Account	Description Transactions-Date	Debit	Credit	Ending Balance
<hr/>				
131-100	ACCOUNT TOTAL	2,237,713.46	-2,253,248.78	30,524.23
<hr/>				
131-110	Water Revenue Town Square	P Bal 157,406.59		
1/13/2010	(JE) ck# 2041 gary archer 103		-16.58	
1/13/2010	(JE) ck# 2042 cwd new custome		-800.00	
1/13/2010	(JE) ck#2043 bond & interest		-10,000.00	
1/13/2010	(JE) ck# 2044 operation & mai		-146,000.00	
1/31/2010	(JE) jan interest	28.31		
1/31/2010	(JE) add void cks	93.78		
1/4/2010	(JE) jan american express col		-7.95	
1/4/2010	(JE) jan npc merch pymt		-98.02	
1/26/2010	(JE) jan als rec		-42.97	
1/31/2010	(JE) jan returned cks		-83.00	
1/31/2010	(JE) jan returned cks		-10.00	
1/31/2010	(JE) jan cash drawer	171,045.78		
1/1/2010	(JE) correct begining bal		-25.39	
2/28/2010	(JE) feb o & m interest	22.74		
2/28/2010	(JE) feb ret cks		-226.99	
2/28/2010	(JE) feb ret ck fees		-15.00	
2/3/2010	(JE) feb american express		-7.95	
2/26/2010	(JE) feb als		-42.97	
2/2/2010	(JE) feb npc merch pymt		-126.15	
2/3/2010	(JE) ck# 2045 cwd new custome		-800.00	
2/3/2010	(JE) ck# 2047 cwd bond & inte		-10,000.00	
2/3/2010	(JE) ck# 2048 cwd o & m		-155,000.00	
2/3/2010	(JE) ck# 2049 d shepherd 1027		-16.55	
2/3/2010	(JE) ck# 2050 v blankenship 1		-33.38	
2/3/2010	(JE) ck# 2051 a grubb		-33.27	
2/28/2010	(JE) feb cash drawer	180,999.28		
3/31/2010	(JE) MAR WATER REV INT	26.20		
3/31/2010	(JE) BANK ERROR	1.00		
3/31/2010	(JE) MAR RETURNED CKS		-304.73	
3/31/2010	(JE) MAR RETURNED CK FEES		-20.00	
3/2/2010	(JE) NPC MERCH PYMT PROC		-128.23	
3/3/2010	(JE) AMERICAN EXPR COLL		-7.95	
3/26/2010	(JE) ALS REC		-42.97	
3/4/2010	(JE) CK# 2052 CWD NEW CUS		-950.00	
3/4/2010	(JE) CK# 2053 CWD BOND & INT		-10,000.00	
3/4/2010	(JE) CK# 2054 CWD O & M		-175,000.00	
3/4/2010	(JE) CK# 2055 CARMEN GIBSON		-19.48	
3/4/2010	(JE) CK# 2056 SHERRY MARSHALL		-15.95	
3/4/2010	(JE) CK# 2057 CLIFFORD GRUBB		-50.12	
3/4/2010	(JE) CK# 2058 MISTY PENNINGTO		-33.27	
3/4/2010	(JE) CK# 2059 ANGELA GRUBB		-33.27	
3/4/2010	(JE) CK# 2060 CWD O & M		-30,000.00	
3/31/2010	(JE) MAR CASH DRAWER	181,338.23		
4/30/2010	(JE) water rev int	24.55		
4/30/2010	(JE) add ck 2036 void	16.66		
4/30/2010	(JE) add ck 2057 void	50.12		
4/30/2010	(JE) returned cks		-183.23	
4/30/2010	(JE) returned ck fees		-10.00	
4/2/2010	(JE) npc merchn pymt		-128.65	
4/5/2010	(JE) americam express		-7.95	
4/26/2010	(JE) als rec		-42.97	

**Cannonsburg Water District
Detailed Trial Balance
Entries From 1/1/2010 Through 12/31/2010**

Account	Description Transactions-Date	Debit	Credit	Ending Balance
=====	=====	=====	=====	=====
131-110	Water Revenue Town Square(Cont'd)			
4/8/2010	(JE) ck# 2061 eva markin 1050		-33.76	
4/8/2010	(JE) ck# 2062 susan bays 1050		-33.27	
4/8/2010	(JE) ck# 2063 lora prichard 1		-33.27	
4/8/2010	(JE) ck# 2064 cwd customer de		-1,300.00	
4/8/2010	(JE) ck# 2065 bond & int sink		-10,000.00	
4/8/2010	(JE) ck# 2066 o & m fund		-139,500.00	
4/8/2010	(JE) ck# 2067 O & M		-40,000.00	
4/5/2010	(UB) Billing Summary Transfer	8,064.28		
4/5/2010	(UB) Billing Summary Transfer	231.94		
4/20/2010	(UB) Billing Summary Transfer	2,836.14		
4/20/2010	(UB) Billing Summary Transfer	81.84		
4/8/2010	(UB) Billing Summary Transfer	3,695.09		
4/8/2010	(UB) Billing Summary Transfer	138.65		
4/12/2010	(UB) Billing Summary Transfer	11,829.78		
4/12/2010	(UB) Billing Summary Transfer	340.70		
4/21/2010	(UB) Billing Summary Transfer	10,104.97		
4/21/2010	(UB) Billing Summary Transfer	297.65		
4/7/2010	(UB) Billing Summary Transfer	3,511.12		
4/7/2010	(UB) Billing Summary Transfer	103.35		
4/16/2010	(UB) Billing Summary Transfer	13,779.25		
4/16/2010	(UB) Billing Summary Transfer	147.84		
4/22/2010	(UB) Billing Summary Transfer	3,492.73		
4/22/2010	(UB) Billing Summary Transfer	107.44		
4/9/2010	(UB) Billing Summary Transfer	6,152.97		
4/9/2010	(UB) Billing Summary Transfer	176.65		
4/19/2010	(UB) Billing Summary Transfer	4,534.37		
4/19/2010	(UB) Billing Summary Transfer	130.79		
4/19/2010	(UB) Billing Summary Transfer	78.36		
4/14/2010	(UB) Billing Summary Transfer	4,310.44		
4/14/2010	(UB) Billing Summary Transfer	126.11		
4/16/2010	(UB) Billing Summary Transfer	22.24		
4/6/2010	(UB) Billing Summary Transfer	11,564.33		
4/6/2010	(UB) Billing Summary Transfer	334.89		
4/23/2010	(UB) Billing Summary Transfer	11,607.48		
4/23/2010	(UB) Billing Summary Transfer	123.95		
4/1/2010	(UB) Billing Summary Transfer	2,385.67		
4/1/2010	(UB) Billing Summary Transfer	78.45		
4/26/2010	(UB) Billing Summary Transfer	6,666.69		
4/26/2010	(UB) Billing Summary Transfer	195.32		
4/16/2010	(UB) Billing Summary Transfer	214.98		
4/13/2010	(UB) Billing Summary Transfer	5,142.27		
4/13/2010	(UB) Billing Summary Transfer	144.03		
4/13/2010	(UB) Billing Summary Transfer	125.32		
4/27/2010	(UB) Billing Summary Transfer	2,293.60		
4/27/2010	(UB) Billing Summary Transfer	71.29		
4/14/2010	(UB) Billing Summary Transfer	128.33		
4/9/2010	(UB) Billing Summary Transfer	78.23		
4/8/2010	(UB) Billing Summary Transfer	1.67		
4/14/2010	(UB) Billing Summary Transfer	53.96		
4/13/2010	(UB) Billing Summary Transfer	95.29		
4/15/2010	(UB) Billing Summary Transfer	13,848.80		
4/15/2010	(UB) Billing Summary Transfer	421.23		
4/15/2010	(UB) Billing Summary Transfer	286.02		

**Cannonsburg Water District
Detailed Trial Balance
Entries From 1/1/2010 Through 12/31/2010**

Account	Description Transactions-Date	Debit	Credit	Ending Balance
=====	=====	=====	=====	=====
131-110	Water Revenue Town Square(Cont'd)			
4/6/2010	(UB) Billing Summary Transfer	182.20		
4/23/2010	(UB) Billing Summary Transfer	28.98		
4/15/2010	(UB) Billing Summary Transfer	518.07		
4/26/2010	(UB) Billing Summary Transfer	64.77		
4/27/2010	(UB) Billing Summary Transfer	105.82		
4/19/2010	(UB) Billing Summary Transfer	59.19		
4/5/2010	(UB) Billing Summary Transfer	28.38		
4/28/2010	(UB) Billing Summary Transfer	56.88		
4/28/2010	(UB) Billing Summary Transfer	112.04		
4/28/2010	(UB) Billing Summary Transfer	1,867.42		
4/23/2010	(UB) Billing Summary Transfer	49.15		
4/7/2010	(UB) Billing Summary Transfer	43.11		
4/6/2010	(UB) Billing Summary Transfer	149.10		
4/29/2010	(UB) Billing Summary Transfer	961.29		
4/29/2010	(UB) Billing Summary Transfer	27.13		
4/9/2010	(UB) Billing Summary Transfer	81.20		
4/21/2010	(UB) Billing Summary Transfer	300.16		
4/21/2010	(UB) Billing Summary Transfer	20.64		
4/12/2010	(UB) Billing Summary Transfer	380.20		
4/22/2010	(UB) Billing Summary Transfer	37.28		
4/7/2010	(UB) Billing Summary Transfer	14.15		
4/20/2010	(UB) Billing Summary Transfer	80.12		
4/12/2010	(UB) Billing Summary Transfer	137.18		
4/5/2010	(UB) Billing Summary Transfer	19.47		
4/5/2010	(UB) Billing Summary Transfer	73.53		
4/8/2010	(UB) Billing Summary Transfer	47.87		
4/30/2010	(UB) Billing Summary Transfer	182.51		
4/30/2010	(UB) Billing Summary Transfer	6.09		
4/1/2010	(UB) Billing Summary Transfer	6.78		
4/28/2010	(UB) Billing Summary Transfer	8.69		
4/8/2010	(UB) Billing Summary Transfer	53.74		
4/20/2010	(UB) Billing Summary Transfer	15.92		
4/19/2010	(UB) Billing Summary Transfer	69.29		
4/1/2010	(UB) Billing Summary Transfer	78.63		
4/27/2010	(UB) Billing Summary Transfer	2.06		
4/26/2010	(UB) Billing Summary Transfer	60.77		
4/6/2010	(UB) Billing Summary Transfer	33.27		
4/29/2010	(UB) Billing Summary Transfer	1.03		
4/29/2010	(UB) Billing Summary Transfer	21.44		
4/12/2010	(UB) Billing Summary Transfer	17.96		
4/22/2010	(UB) Billing Summary Transfer	37.72		
4/19/2010	(UB) Billing Summary Transfer	5.05		
4/30/2010	(UB) Billing Summary Transfer	14.71		
4/29/2010	(UB) Billing Summary Transfer	90.57		
4/27/2010	(UB) Billing Summary Transfer	57.90		
4/5/2010	(UB) Billing Summary Transfer	52.27		
4/6/2010	(UB) Billing Summary Transfer	47.76		
4/6/2010	(UB) Billing Summary Transfer	38.26		
4/16/2010	(UB) Billing Summary Transfer	25.72		
4/29/2010	(UB) Billing Summary Transfer	80.00		
4/9/2010	(UB) Billing Summary Transfer	28.42		
4/21/2010	(UB) Billing Summary Transfer	22.32		
4/5/2010	(UB) Billing Summary Transfer	37.61		

**Cannonsburg Water District
Detailed Trial Balance
Entries From 1/1/2010 Through 12/31/2010**

Account	Description Transactions-Date	Debit	Credit	Ending Balance
=====	=====	=====	=====	=====
131-110	Water Revenue Town Square(Cont'd)			
4/26/2010	(UB) Billing Summary Transfer	64.52		
4/15/2010	(UB) Billing Summary Transfer	6.53		
4/14/2010	(UB) Billing Summary Transfer	47.54		
4/9/2010	(CR) Cash Summary Transfer	3.00		
4/29/2010	(CR) Cash Summary Transfer	9.00		
4/22/2010	(CR) Cash Summary Transfer	3.18		
4/19/2010	(CR) Cash Summary Transfer	6.65		
4/5/2010	(CR) Cash Summary Transfer	1.10		
4/15/2010	(CR) Cash Summary Transfer	3.44		
4/14/2010	(CR) Cash Summary Transfer	1.04		
4/7/2010	(CR) Cash Summary Transfer	1.25		
4/12/2010	(CR) Cash Summary Transfer	1.05		
4/16/2010	(CR) Cash Summary Transfer	5.67		
4/6/2010	(CR) Cash Summary Transfer	5.64		
4/20/2010	(CR) Cash Summary Transfer	4.45		
4/9/2010	(CR) Cash Summary Transfer	1.08		
4/13/2010	(CR) Cash Summary Transfer	2.12		
4/21/2010	(CR) Cash Summary Transfer	1.09		
4/26/2010	(CR) Cash Summary Transfer	3.25		
4/29/2010	(CR) Cash Summary Transfer	3.46		
4/23/2010	(CR) Cash Summary Transfer	2.12		
4/28/2010	(CR) Cash Summary Transfer	7.08		
4/27/2010	(CR) Cash Summary Transfer	1.14		
4/14/2010	(CR) Cash Summary Transfer	25.00		
4/20/2010	(CR) Cash Summary Transfer	50.00		
4/7/2010	(CR) Cash Summary Transfer	25.00		
4/8/2010	(CR) Cash Summary Transfer	25.00		
4/15/2010	(CR) Cash Summary Transfer	25.00		
4/21/2010	(CR) Cash Summary Transfer	25.00		
4/16/2010	(CR) Cash Summary Transfer	25.00		
4/1/2010	(CR) Cash Summary Transfer	25.00		
4/26/2010	(CR) Cash Summary Transfer	25.00		
4/27/2010	(CR) Cash Summary Transfer	50.00		
4/22/2010	(CR) Cash Summary Transfer	25.00		
4/19/2010	(CR) Cash Summary Transfer	50.00		
4/6/2010	(CR) Cash Summary Transfer	25.00		
4/5/2010	(CR) Cash Summary Transfer	75.00		
4/19/2010	(CR) Cash Summary Transfer	50.00		
4/20/2010	(CR) Cash Summary Transfer	25.00		
4/9/2010	(CR) Cash Summary Transfer	25.00		
4/16/2010	(CR) Cash Summary Transfer	25.00		
4/8/2010	(CR) Cash Summary Transfer	25.00		
4/26/2010	(CR) Cash Summary Transfer	25.00		
4/27/2010	(CR) Cash Summary Transfer	25.00		
4/7/2010	(CR) Cash Summary Transfer	50.00		
4/21/2010	(CR) Cash Summary Transfer	50.00		
4/1/2010	(CR) Cash Summary Transfer	50.00		
4/20/2010	(CR) Cash Summary Transfer	100.00		
4/16/2010	(CR) Cash Summary Transfer	50.00		
4/15/2010	(CR) Cash Summary Transfer	50.00		
4/26/2010	(CR) Cash Summary Transfer	50.00		
4/27/2010	(CR) Cash Summary Transfer	50.00		
4/19/2010	(CR) Cash Summary Transfer	100.00		

**Cannonsburg Water District
Detailed Trial Balance
Entries From 1/1/2010 Through 12/31/2010**

Account	Description Transactions-Date	Debit	Credit	Ending Balance
=====	=====	=====	=====	=====
131-110	Water Revenue Town Square(Cont'd)			
4/6/2010	(CR) Cash Summary Transfer	50.00		
4/9/2010	(CR) Cash Summary Transfer	50.00		
4/5/2010	(CR) Cash Summary Transfer	50.00		
4/19/2010	(CR) Cash Summary Transfer	50.00		
4/20/2010	(CR) Cash Summary Transfer	50.00		
4/8/2010	(CR) Cash Summary Transfer	50.00		
4/26/2010	(CR) Cash Summary Transfer	50.00		
4/27/2010	(CR) Cash Summary Transfer	50.00		
4/15/2010	(CR) Cash Summary Transfer	5.41		
4/9/2010	(CR) Cash Summary Transfer	206.30		
4/23/2010	(CR) Cash Summary Transfer	25.00		
4/6/2010	(CR) Cash Summary Transfer	89.00		
4/8/2010	(CR) Cash Summary Transfer	32.16		
4/21/2010	(CR) Cash Summary Transfer	75.00		
4/9/2010	(CR) Cash Summary Transfer	50.00		
4/6/2010	(CR) Cash Summary Transfer	25.00		
4/8/2010	(CR) Cash Summary Transfer	25.00		
4/1/2010	(CR) Cash Summary Transfer	25.00		
4/9/2010	(CR) Cash Summary Transfer	25.00		
4/16/2010	(CR) Cash Summary Transfer	25.00		
4/7/2010	(CR) Cash Summary Transfer	25.00		
4/14/2010	(CR) Cash Summary Transfer	175.00		
4/28/2010	(CR) Cash Summary Transfer	155.00		
4/29/2010	(CR) Cash Summary Transfer	25.00		
4/27/2010	(CR) Cash Summary Transfer	175.00		
4/7/2010	(CR) Cash Summary Transfer	25.00		
4/28/2010	(CR) Cash Summary Transfer	75.00		
4/29/2010	(CR) Cash Summary Transfer	80.00		
4/13/2010	(CR) Cash Summary Transfer	25.00		
4/1/2010	(CR) Cash Summary Transfer	25.00		
4/27/2010	(CR) Cash Summary Transfer	150.00		
4/21/2010	(CR) Cash Summary Transfer	25.00		
4/30/2010	(CR) Cash Summary Transfer	25.00		
4/28/2010	(CR) Cash Summary Transfer	25.00		
4/5/2010	(CR) Cash Summary Transfer	1,100.00		
4/1/2010	(CR) Cash Summary Transfer	175.00		
4/26/2010	(CR) Cash Summary Transfer	1,100.00		
4/27/2010	(CR) Cash Summary Transfer	1,100.00		
4/21/2010	(CR) Cash Summary Transfer	1,100.00		
4/30/2010	(JE) correction	1.02		
5/6/2010	(UB) Billing Summary Transfer	6,864.83		
5/6/2010	(UB) Billing Summary Transfer	200.40		
5/5/2010	(UB) Billing Summary Transfer	6,777.04		
5/5/2010	(UB) Billing Summary Transfer	202.57		
5/3/2010	(UB) Billing Summary Transfer	6,487.56		
5/3/2010	(UB) Billing Summary Transfer	193.57		
5/4/2010	(UB) Billing Summary Transfer	8,033.75		
5/4/2010	(UB) Billing Summary Transfer	231.54		
5/19/2010	(UB) Billing Summary Transfer	4,204.94		
5/19/2010	(UB) Billing Summary Transfer	123.82		
5/14/2010	(UB) Billing Summary Transfer	6,042.06		
5/14/2010	(UB) Billing Summary Transfer	176.62		
5/14/2010	(UB) Billing Summary Transfer	38.99		

Cannonsburg Water District
Detailed Trial Balance
Entries From 1/1/2010 Through 12/31/2010

Account	Description Transactions-Date	Debit	Credit	Ending Balance
=====	=====	=====	=====	=====
131-110	Water Revenue Town Square(Cont'd)			
5/25/2010	(UB) Billing Summary Transfer	17,647.96		
5/25/2010	(UB) Billing Summary Transfer	214.07		
5/11/2010	(UB) Billing Summary Transfer	7,093.47		
5/11/2010	(UB) Billing Summary Transfer	202.90		
5/17/2010	(UB) Billing Summary Transfer	11,001.56		
5/17/2010	(UB) Billing Summary Transfer	326.83		
5/20/2010	(UB) Billing Summary Transfer	26,147.09		
5/20/2010	(UB) Billing Summary Transfer	781.38		
5/12/2010	(UB) Billing Summary Transfer	5,164.75		
5/12/2010	(UB) Billing Summary Transfer	101.84		
5/18/2010	(UB) Billing Summary Transfer	3,023.81		
5/18/2010	(UB) Billing Summary Transfer	81.96		
5/18/2010	(UB) Billing Summary Transfer	66.45		
5/3/2010	(UB) Billing Summary Transfer	17.39		
5/10/2010	(UB) Billing Summary Transfer	9,617.68		
5/10/2010	(UB) Billing Summary Transfer	280.04		
5/7/2010	(UB) Billing Summary Transfer	6,519.98		
5/7/2010	(UB) Billing Summary Transfer	186.23		
5/21/2010	(UB) Billing Summary Transfer	13,809.13		
5/21/2010	(UB) Billing Summary Transfer	111.81		
5/3/2010	(UB) Billing Summary Transfer	182.68		
5/24/2010	(UB) Billing Summary Transfer	7,337.37		
5/24/2010	(UB) Billing Summary Transfer	216.94		
5/12/2010	(UB) Billing Summary Transfer	45.22		
5/19/2010	(UB) Billing Summary Transfer	31.99		
5/25/2010	(UB) Billing Summary Transfer	94.07		
5/26/2010	(UB) Billing Summary Transfer	2,524.85		
5/26/2010	(UB) Billing Summary Transfer	74.65		
5/11/2010	(UB) Billing Summary Transfer	110.76		
5/27/2010	(UB) Billing Summary Transfer	2,660.44		
5/27/2010	(UB) Billing Summary Transfer	78.15		
5/13/2010	(UB) Billing Summary Transfer	4,003.33		
5/13/2010	(UB) Billing Summary Transfer	115.55		
5/13/2010	(UB) Billing Summary Transfer	87.23		
5/14/2010	(UB) Billing Summary Transfer	181.86		
5/25/2010	(UB) Billing Summary Transfer	42.85		
5/5/2010	(UB) Billing Summary Transfer	225.03		
5/17/2010	(UB) Billing Summary Transfer	323.08		
5/19/2010	(UB) Billing Summary Transfer	60.56		
5/17/2010	(UB) Billing Summary Transfer	143.02		
5/24/2010	(UB) Billing Summary Transfer	101.22		
5/25/2010	(UB) Billing Summary Transfer	14.31		
5/10/2010	(UB) Billing Summary Transfer	165.14		
5/4/2010	(UB) Billing Summary Transfer	22.30		
5/21/2010	(UB) Billing Summary Transfer	33.78		
5/7/2010	(UB) Billing Summary Transfer	48.37		
5/10/2010	(UB) Billing Summary Transfer	135.90		
5/4/2010	(UB) Billing Summary Transfer	58.37		
5/24/2010	(UB) Billing Summary Transfer	89.16		
5/6/2010	(UB) Billing Summary Transfer	92.92		
5/21/2010	(UB) Billing Summary Transfer	41.51		
5/7/2010	(UB) Billing Summary Transfer	78.68		
5/5/2010	(UB) Billing Summary Transfer	56.61		

**Cannonsburg Water District
Detailed Trial Balance
Entries From 1/1/2010 Through 12/31/2010**

Account	Description Transactions-Date	Debit	Credit	Ending Balance
=====	=====	=====	=====	=====
131-110	Water Revenue Town Square(Cont'd)			
5/27/2010	(UB) Billing Summary Transfer	79.20		
5/20/2010	(UB) Billing Summary Transfer	26.20		
5/12/2010	(UB) Billing Summary Transfer	59.06		
5/13/2010	(UB) Billing Summary Transfer	55.72		
5/20/2010	(UB) Billing Summary Transfer	1,163.55		
5/26/2010	(UB) Billing Summary Transfer	1.43		
5/26/2010	(UB) Billing Summary Transfer	40.02		
5/10/2010	(UB) Billing Summary Transfer	25.00		
5/14/2010	(UB) Billing Summary Transfer	37.69		
5/6/2010	(UB) Billing Summary Transfer	22.78		
5/11/2010	(UB) Billing Summary Transfer	53.27		
5/27/2010	(UB) Billing Summary Transfer	20.76		
5/17/2010	(UB) Billing Summary Transfer	26.30		
5/12/2010	(UB) Billing Summary Transfer	21.72		
5/18/2010	(UB) Billing Summary Transfer	17.81		
5/6/2010	(UB) Billing Summary Transfer	22.15		
5/21/2010	(UB) Billing Summary Transfer	35.00		
5/26/2010	(UB) Billing Summary Transfer	19.01		
5/3/2010	(UB) Billing Summary Transfer	17.10		
5/7/2010	(UB) Billing Summary Transfer	35.00		
5/14/2010	(UB) Billing Summary Transfer	11.75		
5/10/2010	(UB) Billing Summary Transfer	55.82		
5/28/2010	(UB) Billing Summary Transfer	375.32		
5/28/2010	(UB) Billing Summary Transfer	11.94		
5/28/2010	(UB) Billing Summary Transfer	23.13		
5/3/2010	(UB) Billing Summary Transfer	58.87		
5/18/2010	(UB) Billing Summary Transfer	68.35		
5/19/2010	(UB) Billing Summary Transfer	17.10		
5/12/2010	(CR) Cash Summary Transfer		6.00	
5/4/2010	(CR) Cash Summary Transfer		3.00	
5/10/2010	(CR) Cash Summary Transfer		3.00	
5/17/2010	(CR) Cash Summary Transfer		4.36	
5/4/2010	(CR) Cash Summary Transfer		3.30	
5/18/2010	(CR) Cash Summary Transfer		5.49	
5/21/2010	(CR) Cash Summary Transfer		2.27	
5/11/2010	(CR) Cash Summary Transfer		7.77	
5/7/2010	(CR) Cash Summary Transfer		4.40	
5/12/2010	(CR) Cash Summary Transfer		2.21	
5/6/2010	(CR) Cash Summary Transfer		1.10	
5/14/2010	(CR) Cash Summary Transfer		4.59	
5/19/2010	(CR) Cash Summary Transfer		1.04	
5/24/2010	(CR) Cash Summary Transfer		2.07	
5/13/2010	(CR) Cash Summary Transfer		1.12	
5/10/2010	(CR) Cash Summary Transfer		2.37	
5/20/2010	(CR) Cash Summary Transfer		3.35	
5/5/2010	(CR) Cash Summary Transfer		2.28	
5/27/2010	(CR) Cash Summary Transfer		1.04	
5/28/2010	(CR) Cash Summary Transfer		9.11	
5/25/2010	(CR) Cash Summary Transfer		2.22	
5/26/2010	(CR) Cash Summary Transfer		3.23	
5/3/2010	(CR) Cash Summary Transfer	100.00		
5/5/2010	(CR) Cash Summary Transfer	25.00		
5/4/2010	(CR) Cash Summary Transfer	75.00		

**Cannonsburg Water District
Detailed Trial Balance
Entries From 1/1/2010 Through 12/31/2010**

Account	Description Transactions-Date	Debit	Credit	Ending Balance
131-110	Water Revenue Town Square(Cont'd)			
5/13/2010	(CR) Cash Summary Transfer	50.00		
5/14/2010	(CR) Cash Summary Transfer	25.00		
5/26/2010	(CR) Cash Summary Transfer	25.00		
5/24/2010	(CR) Cash Summary Transfer	75.00		
5/10/2010	(CR) Cash Summary Transfer	25.00		
5/21/2010	(CR) Cash Summary Transfer	25.00		
5/12/2010	(CR) Cash Summary Transfer	25.00		
5/4/2010	(CR) Cash Summary Transfer	25.00		
5/20/2010	(CR) Cash Summary Transfer	25.00		
5/11/2010	(CR) Cash Summary Transfer	25.00		
5/21/2010	(CR) Cash Summary Transfer	25.00		
5/17/2010	(CR) Cash Summary Transfer	25.00		
5/10/2010	(CR) Cash Summary Transfer	25.00		
5/6/2010	(CR) Cash Summary Transfer	50.00		
5/3/2010	(CR) Cash Summary Transfer	25.00		
5/4/2010	(CR) Cash Summary Transfer	50.00		
5/11/2010	(CR) Cash Summary Transfer	25.00		
5/12/2010	(CR) Cash Summary Transfer	25.00		
5/24/2010	(CR) Cash Summary Transfer	50.00		
5/20/2010	(CR) Cash Summary Transfer	25.00		
5/3/2010	(CR) Cash Summary Transfer	100.00		
5/20/2010	(CR) Cash Summary Transfer	50.00		
5/4/2010	(CR) Cash Summary Transfer	100.00		
5/5/2010	(CR) Cash Summary Transfer	50.00		
5/13/2010	(CR) Cash Summary Transfer	100.00		
5/14/2010	(CR) Cash Summary Transfer	50.00		
5/26/2010	(CR) Cash Summary Transfer	100.00		
5/24/2010	(CR) Cash Summary Transfer	100.00		
5/12/2010	(CR) Cash Summary Transfer	50.00		
5/10/2010	(CR) Cash Summary Transfer	50.00		
5/20/2010	(CR) Cash Summary Transfer	50.00		
5/4/2010	(CR) Cash Summary Transfer	50.00		
5/28/2010	(CR) Cash Summary Transfer	50.00		
5/21/2010	(CR) Cash Summary Transfer	50.00		
5/6/2010	(CR) Cash Summary Transfer	100.00		
5/11/2010	(CR) Cash Summary Transfer	50.00		
5/20/2010	(CR) Cash Summary Transfer	50.00		
5/4/2010	(CR) Cash Summary Transfer	100.00		
5/3/2010	(CR) Cash Summary Transfer	50.00		
5/24/2010	(CR) Cash Summary Transfer	50.00		
5/10/2010	(CR) Cash Summary Transfer	50.00		
5/17/2010	(CR) Cash Summary Transfer	50.00		
5/14/2010	(CR) Cash Summary Transfer	184.01		
5/27/2010	(CR) Cash Summary Transfer	170.00		
5/4/2010	(CR) Cash Summary Transfer	89.36		
5/25/2010	(CR) Cash Summary Transfer	152.50		
5/24/2010	(CR) Cash Summary Transfer	71.20		
5/25/2010	(CR) Cash Summary Transfer	43.72		
5/24/2010	(CR) Cash Summary Transfer	24.80		
5/27/2010	(CR) Cash Summary Transfer	26.00		
5/24/2010	(CR) Cash Summary Transfer	25.00		
5/27/2010	(CR) Cash Summary Transfer	5.00		
5/18/2010	(CR) Cash Summary Transfer	375.00		

Cannonsburg Water District
Detailed Trial Balance
Entries From 1/1/2010 Through 12/31/2010

Account	Description Transactions-Date	Debit	Credit	Ending Balance
131-110	Water Revenue Town Square(Cont'd)			
5/11/2010	(CR) Cash Summary Transfer	25.00		
5/27/2010	(CR) Cash Summary Transfer	374.03		
5/7/2010	(CR) Cash Summary Transfer	25.00		
5/28/2010	(CR) Cash Summary Transfer	125.00		
5/3/2010	(CR) Cash Summary Transfer	50.00		
5/27/2010	(CR) Cash Summary Transfer	200.97		
5/5/2010	(CR) Cash Summary Transfer	25.00		
5/7/2010	(CR) Cash Summary Transfer	1,100.00		
5/20/2010	(CR) Cash Summary Transfer	1,100.00		
5/26/2010	(CR) Cash Summary Transfer	1,100.00		
5/24/2010	(CR) Cash Summary Transfer	2,375.00		
5/31/2010	(JE) may o & m interest	14.56		
5/31/2010	(JE) ad void ck 2070 american	14.90		
5/3/2010	(JE) npc merchant pymt		-123.02	
5/4/2010	(JE) american express		-7.95	
5/31/2010	(JE) returned cks may		-40.44	
5/27/2010	(JE) als rec		-42.97	
5/6/2010	(JE) ck# 2068 megan smith		-19.40	
5/6/2010	(JE) ck# 2069 tosha mullett		-32.98	
5/6/2010	(JE) ck# 2070 stormie & b whi		-14.90	
5/6/2010	(JE) ck# 2071 amanda ferrell		-15.87	
5/6/2010	(JE) ck# 2072 michael king		-50.02	
5/6/2010	(JE) ck# 2073 larry & cathy w		-24.00	
5/6/2010	(JE) ck# 2074 marc bostic		-11.97	
5/6/2010	(JE) ck# 2075 cwd new cus dep		-950.00	
5/6/2010	(JE) ck# 2076 bond & int		-10,000.00	
5/6/2010	(JE) ck# 2077 cwd o & m		-93,371.47	
5/6/2010	(JE) ck# 2078 o & m		-35,000.00	
6/4/2010	(UB) Billing Summary Transfer	6,497.67		
6/4/2010	(UB) Billing Summary Transfer	192.31		
6/3/2010	(UB) Billing Summary Transfer	9,301.00		
6/3/2010	(UB) Billing Summary Transfer	274.42		
6/3/2010	(UB) Billing Summary Transfer	185.40		
6/3/2010	(UB) Billing Summary Transfer	74.29		
6/18/2010	(UB) Billing Summary Transfer	5,539.36		
6/18/2010	(UB) Billing Summary Transfer	164.45		
6/1/2010	(UB) Billing Summary Transfer	7,476.77		
6/1/2010	(UB) Billing Summary Transfer	208.89		
6/1/2010	(UB) Billing Summary Transfer	33.00		
6/1/2010	(UB) Billing Summary Transfer	153.12		
6/2/2010	(UB) Billing Summary Transfer	67.97		
6/2/2010	(UB) Billing Summary Transfer	7,777.20		
6/2/2010	(UB) Billing Summary Transfer	232.68		
6/23/2010	(UB) Billing Summary Transfer	250.48		
6/23/2010	(UB) Billing Summary Transfer	19,295.95		
6/10/2010	(UB) Billing Summary Transfer	17,735.26		
6/10/2010	(UB) Billing Summary Transfer	527.49		
6/8/2010	(UB) Billing Summary Transfer	4,279.41		
6/8/2010	(UB) Billing Summary Transfer	120.61		
6/15/2010	(UB) Billing Summary Transfer	8,674.18		
6/15/2010	(UB) Billing Summary Transfer	247.88		
6/28/2010	(UB) Billing Summary Transfer	4,018.32		
6/28/2010	(UB) Billing Summary Transfer	121.86		

**Cannonsburg Water District
Detailed Trial Balance
Entries From 1/1/2010 Through 12/31/2010**

Account	Description Transactions-Date	Debit	Credit	Ending Balance
=====	=====	=====	=====	=====
131-110	Water Revenue Town Square(Cont'd)			
6/28/2010	(UB) Billing Summary Transfer	17.90		
6/28/2010	(UB) Billing Summary Transfer	100.80		
6/16/2010	(UB) Billing Summary Transfer	4,703.11		
6/16/2010	(UB) Billing Summary Transfer	137.55		
6/14/2010	(UB) Billing Summary Transfer	184.06		
6/14/2010	(UB) Billing Summary Transfer	9,641.87		
6/14/2010	(UB) Billing Summary Transfer	261.18		
6/21/2010	(UB) Billing Summary Transfer	5,704.76		
6/21/2010	(UB) Billing Summary Transfer	169.68		
6/7/2010	(UB) Billing Summary Transfer	12,707.93		
6/7/2010	(UB) Billing Summary Transfer	368.98		
6/7/2010	(UB) Billing Summary Transfer	99.95		
6/14/2010	(UB) Billing Summary Transfer	208.13		
6/2/2010	(UB) Billing Summary Transfer	49.85		
6/9/2010	(UB) Billing Summary Transfer	4,867.46		
6/9/2010	(UB) Billing Summary Transfer	136.59		
6/24/2010	(UB) Billing Summary Transfer	14,997.03		
6/24/2010	(UB) Billing Summary Transfer	119.13		
6/15/2010	(UB) Billing Summary Transfer	171.14		
6/16/2010	(UB) Billing Summary Transfer	76.08		
6/25/2010	(UB) Billing Summary Transfer	7,220.90		
6/25/2010	(UB) Billing Summary Transfer	215.62		
6/22/2010	(UB) Billing Summary Transfer	3,499.56		
6/22/2010	(UB) Billing Summary Transfer	98.91		
6/22/2010	(UB) Billing Summary Transfer	41.87		
6/15/2010	(UB) Billing Summary Transfer	170.55		
6/9/2010	(UB) Billing Summary Transfer	83.20		
6/18/2010	(UB) Billing Summary Transfer	127.63		
6/17/2010	(UB) Billing Summary Transfer	2,658.74		
6/17/2010	(UB) Billing Summary Transfer	72.30		
6/10/2010	(UB) Billing Summary Transfer	812.18		
6/25/2010	(UB) Billing Summary Transfer	99.97		
6/24/2010	(UB) Billing Summary Transfer	33.52		
6/11/2010	(UB) Billing Summary Transfer	6,542.27		
6/11/2010	(UB) Billing Summary Transfer	187.28		
6/10/2010	(UB) Billing Summary Transfer	132.59		
6/21/2010	(UB) Billing Summary Transfer	69.08		
6/21/2010	(UB) Billing Summary Transfer	57.59		
6/11/2010	(UB) Billing Summary Transfer	88.09		
6/7/2010	(UB) Billing Summary Transfer	257.40		
6/9/2010	(UB) Billing Summary Transfer	53.11		
6/30/2010	(UB) Billing Summary Transfer	369.39		
6/30/2010	(UB) Billing Summary Transfer	8.96		
6/29/2010	(UB) Billing Summary Transfer	1,702.23		
6/29/2010	(UB) Billing Summary Transfer	51.88		
6/29/2010	(UB) Billing Summary Transfer	67.65		
6/11/2010	(UB) Billing Summary Transfer	97.42		
6/8/2010	(UB) Billing Summary Transfer	25.10		
6/4/2010	(UB) Billing Summary Transfer	178.20		
6/25/2010	(UB) Billing Summary Transfer	71.99		
6/17/2010	(UB) Billing Summary Transfer	48.94		
6/18/2010	(UB) Billing Summary Transfer	79.84		
6/2/2010	(UB) Billing Summary Transfer	38.78		

**Cannonsburg Water District
Detailed Trial Balance
Entries From 1/1/2010 Through 12/31/2010**

Account	Description Transactions-Date	Debit	Credit	Ending Balance
=====	=====	=====	=====	=====
131-110	Water Revenue Town Square(Cont'd)			
6/4/2010	(UB) Billing Summary Transfer	57.97		
6/2/2010	(UB) Billing Summary Transfer	32.15		
6/30/2010	(UB) Billing Summary Transfer	10.47		
6/4/2010	(UB) Billing Summary Transfer	58.06		
6/23/2010	(UB) Billing Summary Transfer	259.68		
6/18/2010	(UB) Billing Summary Transfer	71.49		
6/17/2010	(UB) Billing Summary Transfer	14.34		
6/16/2010	(UB) Billing Summary Transfer	54.05		
6/24/2010	(UB) Billing Summary Transfer	42.11		
6/22/2010	(UB) Billing Summary Transfer	25.30		
6/7/2010	(UB) Billing Summary Transfer	248.53		
6/29/2010	(UB) Billing Summary Transfer	19.41		
6/16/2010	(UB) Billing Summary Transfer	120.95		
6/9/2010	(UB) Billing Summary Transfer	8.16		
6/1/2010	(UB) Billing Summary Transfer	29.33		
6/21/2010	(UB) Billing Summary Transfer	90.21		
6/8/2010	(UB) Billing Summary Transfer	22.04		
6/23/2010	(UB) Billing Summary Transfer	26.06		
6/15/2010	(UB) Billing Summary Transfer	31.01		
6/15/2010	(UB) Billing Summary Transfer	43.35		
6/10/2010	(UB) Billing Summary Transfer	3.19		
6/10/2010	(UB) Billing Summary Transfer	258.41		
6/25/2010	(UB) Billing Summary Transfer	100.00		
6/17/2010	(UB) Billing Summary Transfer	3.55		
6/11/2010	(UB) Billing Summary Transfer	0.19		
6/28/2010	(UB) Billing Summary Transfer	157.32		
6/29/2010	(CR) Cash Summary Transfer		0.99	
6/30/2010	(CR) Cash Summary Transfer		1.08	
6/1/2010	(CR) Cash Summary Transfer		50.00	
6/10/2010	(CR) Cash Summary Transfer		25.00	
6/4/2010	(CR) Cash Summary Transfer		25.00	
6/9/2010	(CR) Cash Summary Transfer		25.00	
6/18/2010	(CR) Cash Summary Transfer		25.00	
6/28/2010	(CR) Cash Summary Transfer		25.00	
6/9/2010	(CR) Cash Summary Transfer		25.00	
6/3/2010	(CR) Cash Summary Transfer		25.00	
6/14/2010	(CR) Cash Summary Transfer		50.00	
6/18/2010	(CR) Cash Summary Transfer		26.17	
6/14/2010	(CR) Cash Summary Transfer		25.00	
6/7/2010	(CR) Cash Summary Transfer		25.00	
6/21/2010	(CR) Cash Summary Transfer		50.00	
6/1/2010	(CR) Cash Summary Transfer		50.00	
6/4/2010	(CR) Cash Summary Transfer		25.00	
6/10/2010	(CR) Cash Summary Transfer		25.00	
6/18/2010	(CR) Cash Summary Transfer		25.00	
6/8/2010	(CR) Cash Summary Transfer		25.00	
6/30/2010	(CR) Cash Summary Transfer		25.00	
6/22/2010	(CR) Cash Summary Transfer		50.00	
6/1/2010	(CR) Cash Summary Transfer		100.00	
6/10/2010	(CR) Cash Summary Transfer		50.00	
6/18/2010	(CR) Cash Summary Transfer		50.00	
6/4/2010	(CR) Cash Summary Transfer		50.00	
6/28/2010	(CR) Cash Summary Transfer		50.00	

**Cannonsburg Water District
Detailed Trial Balance
Entries From 1/1/2010 Through 12/31/2010**

Account	Description Transactions-Date	Debit	Credit	Ending Balance
=====				
131-110	Water Revenue Town Square(Cont'd)			
6/3/2010	(CR) Cash Summary Transfer	50.00		
6/18/2010	(CR) Cash Summary Transfer	50.00		
6/14/2010	(CR) Cash Summary Transfer	50.00		
6/9/2010	(CR) Cash Summary Transfer	50.00		
6/18/2010	(CR) Cash Summary Transfer	50.00		
6/7/2010	(CR) Cash Summary Transfer	50.00		
6/1/2010	(CR) Cash Summary Transfer	50.00		
6/21/2010	(CR) Cash Summary Transfer	50.00		
6/8/2010	(CR) Cash Summary Transfer	50.00		
6/18/2010	(CR) Cash Summary Transfer	3.00		
6/29/2010	(CR) Cash Summary Transfer	21.00		
6/9/2010	(CR) Cash Summary Transfer	3.40		
6/16/2010	(CR) Cash Summary Transfer	7.73		
6/7/2010	(CR) Cash Summary Transfer	5.67		
6/10/2010	(CR) Cash Summary Transfer	4.47		
6/15/2010	(CR) Cash Summary Transfer	4.52		
6/3/2010	(CR) Cash Summary Transfer	2.23		
6/2/2010	(CR) Cash Summary Transfer	3.98		
6/8/2010	(CR) Cash Summary Transfer	1.10		
6/22/2010	(CR) Cash Summary Transfer	2.21		
6/14/2010	(CR) Cash Summary Transfer	5.63		
6/18/2010	(CR) Cash Summary Transfer	11.36		
6/4/2010	(CR) Cash Summary Transfer	2.20		
6/25/2010	(CR) Cash Summary Transfer	4.42		
6/24/2010	(CR) Cash Summary Transfer	3.18		
6/28/2010	(CR) Cash Summary Transfer	2.58		
6/30/2010	(CR) Cash Summary Transfer	50.00		
6/18/2010	(CR) Cash Summary Transfer	2,800.00		
6/10/2010	(CR) Cash Summary Transfer	6,658.70		
6/25/2010	(CR) Cash Summary Transfer	264.39		
6/9/2010	(CR) Cash Summary Transfer	56.20		
6/25/2010	(CR) Cash Summary Transfer	99.61		
6/18/2010	(CR) Cash Summary Transfer	75.00		
6/18/2010	(CR) Cash Summary Transfer	25.00		
6/1/2010	(CR) Cash Summary Transfer	50.00		
6/7/2010	(CR) Cash Summary Transfer	25.00		
6/18/2010	(CR) Cash Summary Transfer	25.00		
6/29/2010	(CR) Cash Summary Transfer	125.00		
6/28/2010	(CR) Cash Summary Transfer	25.00		
6/30/2010	(CR) Cash Summary Transfer	50.00		
6/14/2010	(CR) Cash Summary Transfer	25.00		
6/1/2010	(CR) Cash Summary Transfer	80.00		
6/29/2010	(CR) Cash Summary Transfer	50.00		
6/17/2010	(CR) Cash Summary Transfer	25.00		
6/17/2010	(CR) Cash Summary Transfer	1,275.00		
6/22/2010	(CR) Cash Summary Transfer	1,275.00		
6/2/2010	(CR) Cash Summary Transfer	1,100.00		
6/30/2010	(JE) june water rev int	22.73		
6/30/2010	(JE) returned cks		-381.42	
6/30/2010	(JE) returned cks fee		-25.00	
6/1/2010	(JE) american express		-4.95	
6/2/2010	(JE) npc merchant pymt		-127.21	
6/3/2010	(JE) american express		-7.95	

**Cannonsburg Water District
Detailed Trial Balance
Entries From 1/1/2010 Through 12/31/2010**

Account	Description Transactions-Date	Debit	Credit	Ending Balance
=====	=====	=====	=====	=====
131-110	Water Revenue Town Square(Cont'd)			
6/28/2010	(JE) leasing solution		-42.97	
6/6/2010	(JE) ck# 2079 glenn moore		-8.94	
6/2/2010	(JE) ck# 2080 ivan sparks		-32.96	
6/2/2010	(JE) ck# 2081 mary patterson		-6.28	
6/2/2010	(JE) ck# 2082 delane d brown		-15.80	
6/2/2010	(JE) ck# 2083 linda murray		-32.90	
6/2/2010	(JE) ck# 2084 dyabe & t Crisp		-78.42	
6/2/2010	(JE) ck# 2085 cwd new custome		-1,450.00	
6/2/2010	(JE) ck# 2086 cwd O & m		-133,000.00	
6/2/2010	(JE) ck# 2087 cwd O & M		-30,000.00	
6/22/2010	(JE) ck# 2088 cwd o & m		-20,000.00	
6/14/2010	(JE) deposit correction to li	20.00		
7/7/2010	(UB) Billing Summary Transfer	8,582.22		
7/7/2010	(UB) Billing Summary Transfer	255.17		
7/26/2010	(UB) Billing Summary Transfer	9,552.36		
7/26/2010	(UB) Billing Summary Transfer	293.74		
7/16/2010	(UB) Billing Summary Transfer	4,255.37		
7/16/2010	(UB) Billing Summary Transfer	123.04		
7/19/2010	(UB) Billing Summary Transfer	10,679.88		
7/19/2010	(UB) Billing Summary Transfer	308.70		
7/15/2010	(UB) Billing Summary Transfer	18,535.93		
7/15/2010	(UB) Billing Summary Transfer	554.29		
7/15/2010	(UB) Billing Summary Transfer	726.09		
7/28/2010	(UB) Billing Summary Transfer	2,017.47		
7/28/2010	(UB) Billing Summary Transfer	51.36		
7/28/2010	(UB) Billing Summary Transfer	58.57		
7/6/2010	(UB) Billing Summary Transfer	9,813.08		
7/6/2010	(UB) Billing Summary Transfer	289.37		
7/6/2010	(UB) Billing Summary Transfer	64.66		
7/27/2010	(UB) Billing Summary Transfer	3,651.54		
7/27/2010	(UB) Billing Summary Transfer	108.28		
7/29/2010	(UB) Billing Summary Transfer	1,796.82		
7/29/2010	(UB) Billing Summary Transfer	50.08		
7/29/2010	(UB) Billing Summary Transfer	17.95		
7/21/2010	(UB) Billing Summary Transfer	16,776.87		
7/21/2010	(UB) Billing Summary Transfer	183.74		
7/21/2010	(UB) Billing Summary Transfer	37.40		
7/14/2010	(UB) Billing Summary Transfer	6,393.84		
7/14/2010	(UB) Billing Summary Transfer	186.89		
7/14/2010	(UB) Billing Summary Transfer	98.86		
7/21/2010	(UB) Billing Summary Transfer	154.16		
7/8/2010	(UB) Billing Summary Transfer	6,413.78		
7/8/2010	(UB) Billing Summary Transfer	184.12		
7/2/2010	(UB) Billing Summary Transfer	5,564.74		
7/2/2010	(UB) Billing Summary Transfer	159.45		
7/12/2010	(UB) Billing Summary Transfer	14,787.19		
7/12/2010	(UB) Billing Summary Transfer	434.65		
7/6/2010	(UB) Billing Summary Transfer	67.19		
7/22/2010	(UB) Billing Summary Transfer	5,101.07		
7/22/2010	(UB) Billing Summary Transfer	144.41		
7/22/2010	(UB) Billing Summary Transfer	17.10		
7/13/2010	(UB) Billing Summary Transfer	5,629.08		
7/13/2010	(UB) Billing Summary Transfer	166.49		

**Cannonsburg Water District
Detailed Trial Balance
Entries From 1/1/2010 Through 12/31/2010**

Account	Description Transactions-Date	Debit	Credit	Ending Balance
<hr/>				
131-110	Water Revenue Town Square(Cont'd)			
7/23/2010	(UB) Billing Summary Transfer	22,880.32		
7/23/2010	(UB) Billing Summary Transfer	200.74		
7/16/2010	(UB) Billing Summary Transfer	117.17		
7/13/2010	(UB) Billing Summary Transfer	174.87		
7/23/2010	(UB) Billing Summary Transfer	67.92		
7/19/2010	(UB) Billing Summary Transfer	151.47		
7/9/2010	(UB) Billing Summary Transfer	6,421.26		
7/9/2010	(UB) Billing Summary Transfer	180.11		
7/20/2010	(UB) Billing Summary Transfer	2,368.44		
7/20/2010	(UB) Billing Summary Transfer	69.22		
7/2/2010	(UB) Billing Summary Transfer	13.36		
7/29/2010	(UB) Billing Summary Transfer	78.62		
7/23/2010	(UB) Billing Summary Transfer	90.80		
7/14/2010	(UB) Billing Summary Transfer	176.92		
7/26/2010	(UB) Billing Summary Transfer	60.27		
7/15/2010	(UB) Billing Summary Transfer	264.31		
7/7/2010	(UB) Billing Summary Transfer	72.07		
7/12/2010	(UB) Billing Summary Transfer	165.16		
7/19/2010	(UB) Billing Summary Transfer	282.03		
7/29/2010	(UB) Billing Summary Transfer	27.34		
7/1/2010	(UB) Billing Summary Transfer	2,745.23		
7/1/2010	(UB) Billing Summary Transfer	81.12		
7/6/2010	(UB) Billing Summary Transfer	71.04		
7/26/2010	(UB) Billing Summary Transfer	55.45		
7/9/2010	(UB) Billing Summary Transfer	54.57		
7/12/2010	(UB) Billing Summary Transfer	418.26		
7/9/2010	(UB) Billing Summary Transfer	110.96		
7/27/2010	(UB) Billing Summary Transfer	81.43		
7/27/2010	(UB) Billing Summary Transfer	52.04		
7/13/2010	(UB) Billing Summary Transfer	20.69		
7/22/2010	(UB) Billing Summary Transfer	107.35		
7/26/2010	(UB) Billing Summary Transfer	77.78		
7/16/2010	(UB) Billing Summary Transfer	6.49		
7/28/2010	(UB) Billing Summary Transfer	104.41		
7/2/2010	(UB) Billing Summary Transfer	72.23		
7/6/2010	(UB) Billing Summary Transfer	67.01		
7/20/2010	(UB) Billing Summary Transfer	39.61		
7/7/2010	(UB) Billing Summary Transfer	99.45		
7/22/2010	(UB) Billing Summary Transfer	31.46		
7/1/2010	(UB) Billing Summary Transfer	55.81		
7/2/2010	(UB) Billing Summary Transfer	41.65		
7/20/2010	(UB) Billing Summary Transfer	16.12		
7/9/2010	(UB) Billing Summary Transfer	18.13		
7/1/2010	(UB) Billing Summary Transfer	9.70		
7/8/2010	(UB) Billing Summary Transfer	38.13		
7/23/2010	(UB) Billing Summary Transfer	195.27		
7/30/2010	(UB) Billing Summary Transfer	287.31		
7/30/2010	(UB) Billing Summary Transfer	7.06		
7/1/2010	(UB) Billing Summary Transfer	19.35		
7/8/2010	(UB) Billing Summary Transfer	44.53		
7/30/2010	(UB) Billing Summary Transfer	8.60		
7/13/2010	(UB) Billing Summary Transfer	15.40		
7/19/2010	(UB) Billing Summary Transfer	6.36		

**Cannonsburg Water District
Detailed Trial Balance
Entries From 1/1/2010 Through 12/31/2010**

Account	Description Transactions-Date	Debit	Credit	Ending Balance
131-110	Water Revenue Town Square(Cont'd)			
7/15/2010	(UB) Billing Summary Transfer	32.20		
7/20/2010	(UB) Billing Summary Transfer	13.20		
7/7/2010	(UB) Billing Summary Transfer	55.94		
7/16/2010	(UB) Billing Summary Transfer	159.53		
7/14/2010	(UB) Billing Summary Transfer	46.25		
7/27/2010	(UB) Billing Summary Transfer	7.90		
7/12/2010	(UB) Billing Summary Transfer	1.94		
7/2/2010	(UB) Billing Summary Transfer	115.17		
7/29/2010	(UB) Billing Summary Transfer	35.53		
7/28/2010	(UB) Billing Summary Transfer	2.06		
7/22/2010	(UB) Billing Summary Transfer	13.39		
7/12/2010	(UB) Billing Summary Transfer	16.11		
7/27/2010	(UB) Billing Summary Transfer	11.62		
7/14/2010	(UB) Billing Summary Transfer	15.80		
7/28/2010	(UB) Billing Summary Transfer	2.44		
7/19/2010	(CR) Cash Summary Transfer	3.00		
7/14/2010	(CR) Cash Summary Transfer	3.51		
7/15/2010	(CR) Cash Summary Transfer	6.62		
7/20/2010	(CR) Cash Summary Transfer	1.09		
7/16/2010	(CR) Cash Summary Transfer	4.63		
7/8/2010	(CR) Cash Summary Transfer	1.16		
7/13/2010	(CR) Cash Summary Transfer	3.30		
7/19/2010	(CR) Cash Summary Transfer	3.28		
7/2/2010	(CR) Cash Summary Transfer	3.62		
7/12/2010	(CR) Cash Summary Transfer	8.84		
7/7/2010	(CR) Cash Summary Transfer	5.69		
7/9/2010	(CR) Cash Summary Transfer	1.09		
7/21/2010	(CR) Cash Summary Transfer	2.06		
7/28/2010	(CR) Cash Summary Transfer	12.61		
7/26/2010	(CR) Cash Summary Transfer	3.20		
7/29/2010	(CR) Cash Summary Transfer	3.46		
7/27/2010	(CR) Cash Summary Transfer	3.14		
7/23/2010	(CR) Cash Summary Transfer	4.44		
7/6/2010	(CR) Cash Summary Transfer	100.00		
7/19/2010	(CR) Cash Summary Transfer	25.00		
7/1/2010	(CR) Cash Summary Transfer	25.00		
7/8/2010	(CR) Cash Summary Transfer	25.00		
7/13/2010	(CR) Cash Summary Transfer	25.00		
7/14/2010	(CR) Cash Summary Transfer	25.00		
7/28/2010	(CR) Cash Summary Transfer	25.00		
7/27/2010	(CR) Cash Summary Transfer	25.00		
7/26/2010	(CR) Cash Summary Transfer	25.00		
7/2/2010	(CR) Cash Summary Transfer	25.00		
7/20/2010	(CR) Cash Summary Transfer	25.00		
7/9/2010	(CR) Cash Summary Transfer	50.00		
7/7/2010	(CR) Cash Summary Transfer	25.00		
7/1/2010	(CR) Cash Summary Transfer	75.00		
7/12/2010	(CR) Cash Summary Transfer	50.00		
7/19/2010	(CR) Cash Summary Transfer	25.00		
7/16/2010	(CR) Cash Summary Transfer	75.00		
7/15/2010	(CR) Cash Summary Transfer	25.00		
7/8/2010	(CR) Cash Summary Transfer	25.00		
7/2/2010	(CR) Cash Summary Transfer	25.00		

**Cannonsburg Water District
Detailed Trial Balance
Entries From 1/1/2010 Through 12/31/2010**

Account	Description Transactions-Date	Debit	Credit	Ending Balance
=====	=====	=====	=====	=====
131-110	Water Revenue Town Square(Cont'd)			
7/30/2010	(CR) Cash Summary Transfer	50.00		
7/23/2010	(CR) Cash Summary Transfer	50.00		
7/28/2010	(CR) Cash Summary Transfer	25.00		
7/8/2010	(CR) Cash Summary Transfer	50.00		
7/19/2010	(CR) Cash Summary Transfer	50.00		
7/13/2010	(CR) Cash Summary Transfer	50.00		
7/14/2010	(CR) Cash Summary Transfer	50.00		
7/6/2010	(CR) Cash Summary Transfer	150.00		
7/1/2010	(CR) Cash Summary Transfer	50.00		
7/26/2010	(CR) Cash Summary Transfer	100.00		
7/27/2010	(CR) Cash Summary Transfer	50.00		
7/28/2010	(CR) Cash Summary Transfer	50.00		
7/16/2010	(CR) Cash Summary Transfer	75.00		
7/1/2010	(CR) Cash Summary Transfer	150.00		
7/15/2010	(CR) Cash Summary Transfer	50.00		
7/19/2010	(CR) Cash Summary Transfer	50.00		
7/9/2010	(CR) Cash Summary Transfer	100.00		
7/22/2010	(CR) Cash Summary Transfer	25.00		
7/2/2010	(CR) Cash Summary Transfer	50.00		
7/7/2010	(CR) Cash Summary Transfer	50.00		
7/30/2010	(CR) Cash Summary Transfer	100.00		
7/28/2010	(CR) Cash Summary Transfer	50.00		
7/23/2010	(CR) Cash Summary Transfer	100.00		
7/7/2010	(CR) Cash Summary Transfer	6,335.00		
7/8/2010	(CR) Cash Summary Transfer	88.13		
7/23/2010	(CR) Cash Summary Transfer	88.13		
7/29/2010	(CR) Cash Summary Transfer	20.36		
7/7/2010	(CR) Cash Summary Transfer	125.00		
7/14/2010	(CR) Cash Summary Transfer	90.44		
7/7/2010	(CR) Cash Summary Transfer	25.00		
7/14/2010	(CR) Cash Summary Transfer	50.00		
7/12/2010	(CR) Cash Summary Transfer	25.00		
7/1/2010	(CR) Cash Summary Transfer	105.00		
7/13/2010	(CR) Cash Summary Transfer	25.00		
7/28/2010	(CR) Cash Summary Transfer	75.00		
7/27/2010	(CR) Cash Summary Transfer	150.00		
7/28/2010	(CR) Cash Summary Transfer	150.00		
7/29/2010	(CR) Cash Summary Transfer	25.00		
7/1/2010	(CR) Cash Summary Transfer	50.00		
7/13/2010	(CR) Cash Summary Transfer	25.00		
7/6/2010	(CR) Cash Summary Transfer	25.00		
7/16/2010	(CR) Cash Summary Transfer	25.00		
7/27/2010	(CR) Cash Summary Transfer	75.00		
7/28/2010	(CR) Cash Summary Transfer	125.00		
7/29/2010	(CR) Cash Summary Transfer	50.00		
7/1/2010	(CR) Cash Summary Transfer	25.00		
7/8/2010	(CR) Cash Summary Transfer	1,200.00		
7/19/2010	(CR) Cash Summary Transfer	1,100.00		
7/14/2010	(CR) Cash Summary Transfer	1,100.00		
7/26/2010	(CR) Cash Summary Transfer	1,100.00		
7/31/2010	(JE) july water rev int	20.28		
7/31/2010	(JE) july ret cks		-126.17	
7/31/2010	(JE) july ret ck fees		-10.00	

**Cannonsburg Water District
Detailed Trial Balance
Entries From 1/1/2010 Through 12/31/2010**

Account	Description Transactions-Date	Debit	Credit	Ending Balance
=====	=====	=====	=====	=====
131-110	Water Revenue Town Square(Cont'd)			
7/2/2010	(JE) npc merchant pymt		-143.52	
7/6/2010	(JE) american exp col		-7.95	
7/26/2010	(JE) aleasing solution trans		-42.97	
7/6/2010	(JE) ck# 2089 g dabler		-28.43	
7/6/2010	(JE) ck# 2090 g wehner		-32.90	
7/6/2010	(JE) ck# 2091 d andreasen		-12.61	
7/6/2010	(JE) ck# 2092 amy black		-11.33	
7/6/2010	(JE) ck# 2093 m justice		-32.90	
7/6/2010	(JE) ck# 2094 n shape fitness		-13.74	
7/6/2010	(JE) ck# 2095 t smith		-7.39	
7/6/2010	(JE) ck# 2096 cwc new cus dep		-850.00	
7/6/2010	(JE) ck# 2097 cwd o & m		-135,000.00	
7/19/2010	(JE) ck# 2098 cwd o & m		-70,000.00	
7/31/2010	(JE) correct deposit not tran	39.95		
8/31/2010	(JE) aug water rev int	17.32		
8/31/2010	(JE) american exp	64.21		
8/3/2010	(JE) american exp col		-7.95	
8/3/2010	(JE) npc merchant pymt		-143.30	
8/31/2010	(JE) american exp		-4.95	
8/31/2010	(UB) UMSWIN Summary Transfer	189,351.27		
8/31/2010	(CR) UMSWIN Summary Transfer	16,347.76		
8/4/2010	(JE) ck# 2099 m murphy 104086		-17.59	
8/4/2010	(JE) ck# 2010 j d loan 105144		-33.40	
8/4/2010	(JE) ck# 2101 cwd new cus dep		-1,400.00	
8/4/2010	(JE) ck# 2102 cwd o & m		-124,000.00	
8/19/2010	(JE) ck# 2103 cwd o & m		-100,000.00	
8/19/2010	(JE) ck# 2104 r crager tap re		-1,100.00	
8/26/2010	(JE) a leasing solution cash		-42.97	
9/30/2010	(UB) UMSWIN Summary Transfer	204,598.76		
9/30/2010	(CR) UMSWIN Summary Transfer	6,434.42		
9/7/2010	(JE) ck# 2105 cwd o & m		-103,000.00	
9/8/2010	(JE) ck# 2106 l dillon 100531		-21.41	
9/8/2010	(JE) ck# 2107 c & p withrow		-15.80	
9/8/2010	(JE) ck# 2108 a e fab 104973		-13.74	
9/8/2010	(JE) ck# 2109 d stephens 1050		-15.80	
9/8/2010	(JE) ck# 2110 r crager 10523		-50.00	
9/8/2010	(JE) ck# 2111 j atkins 105241		-29.71	
9/8/2010	(JE) ck# 2112 j Cain 105287		-50.00	
9/8/2010	(JE) ck# 2113 cwd new cus dep		-1,750.00	
9/15/2010	(JE) ck# 2114 cwd o & m		-65,000.00	
9/30/2010	(JE) add void cks	112.25		
9/30/2010	(JE) water rev interest	17.72		
9/30/2010	(JE) returned cks		-234.55	
9/30/2010	(JE) returned ck fees		-25.00	
9/2/2010	(JE) npc mercht pymt proc		-196.00	
9/3/2010	(JE) american express collect		-7.95	
9/27/2010	(JE) leasing solution cash tr		-42.97	
9/1/2010	(JE) to correct to balance ac		-400.02	
9/8/2010	(JE) to correct cr cd rec		-0.05	
10/31/2010	(UB) UMSWIN Summary Transfer	178,875.84		
10/31/2010	(CR) UMSWIN Summary Transfer	8,938.46		
10/31/2010	(JE) OCT WATER REV INTER	25.49		
10/4/2010	(JE) AMERICAN EX COL		-7.95	

Cannonsburg Water District
Detailed Trial Balance
Entries From 1/1/2010 Through 12/31/2010

Account	Description Transactions-Date	Debit	Credit	Ending Balance
=====	=====	=====	=====	=====
131-110	Water Revenue Town Square(Cont'd)			
10/4/2010	(JE) NPC MERC PYMT PROC		-152.25	
10/6/2010	(JE) RETURN CK FEE		-5.00	
10/6/2010	(JE) RETURN CK		-132.57	
10/26/2010	(JE) LEASING SOL CSH TRNS		-42.97	
10/1/2010	(JE) CK# 2115 CWD O &M		-50,000.00	
10/19/2010	(JE) CK# 2116 K AMBURGEY		-15.80	
10/19/2010	(JE) CK# 2117 B PARKER		-15.80	
10/19/2010	(JE) CK# 2118 ADAM MILLER		-14.09	
10/19/2010	(JE) CK# 2119 CWD NEW CUS DEP		-950.00	
10/19/2010	(JE) CK# 2120 CWD O& M		-135,000.00	
10/28/2010	(JE) CK# 2121 CWD O & M		-45,000.00	
10/31/2010	(JE) correction adj		-24.29	
11/30/2010	(UB) UMSWIN Summary Transfer	181,457.84		
11/30/2010	(CR) UMSWIN Summary Transfer	5,646.63		
11/30/2010	(JE) november water rev int	20.80		
11/2/2010	(JE) npc merch pymt		-151.22	
11/3/2010	(JE) american ex col		-7.95	
11/18/2010	(JE) return ck fee		-5.00	
11/18/2010	(JE) return ck		-39.73	
11/26/2010	(JE) a leasing solution		-42.97	
11/11/2010	(JE) ck# 2122 cwd o & m		-100,000.00	
11/11/2010	(JE) ck# 2123 new cus dep		-1,200.00	
11/11/2010	(JE) ck# 2124 doug & l arthur		-18.22	
11/16/2010	(JE) ck# 2125 dave canfield 1		-50.09	
11/16/2010	(JE) ck# 2126 david penningto		-18.65	
11/16/2010	(JE) ck# 2127 daniel childers		-50.00	
11/16/2010	(JE) ck# 2128 diana martens 1		-30.99	
11/16/2010	(JE) ck# 2129 gary owens 1052		-34.61	
11/16/2010	(JE) ck# 2130 april gonzales		-30.99	
11/16/2010	(JE) ck# 2131 cwd oper & main		-72,000.00	
12/8/2010	(UB) Billing Summary Transfer	10,955.88		
12/8/2010	(UB) Billing Summary Transfer	320.34		
12/17/2010	(UB) Billing Summary Transfer	4,142.17		
12/17/2010	(UB) Billing Summary Transfer	122.90		
12/17/2010	(UB) Billing Summary Transfer	53.29		
12/10/2010	(UB) Billing Summary Transfer	6,418.00		
12/10/2010	(UB) Billing Summary Transfer	189.64		
12/10/2010	(UB) Billing Summary Transfer	82.64		
12/6/2010	(UB) Billing Summary Transfer	7,406.04		
12/6/2010	(UB) Billing Summary Transfer	214.95		
12/6/2010	(UB) Billing Summary Transfer	145.02		
12/13/2010	(UB) Billing Summary Transfer	7,867.64		
12/13/2010	(UB) Billing Summary Transfer	223.34		
12/20/2010	(UB) Billing Summary Transfer	26,119.22		
12/20/2010	(UB) Billing Summary Transfer	457.33		
12/7/2010	(UB) Billing Summary Transfer	8,074.13		
12/7/2010	(UB) Billing Summary Transfer	232.51		
12/23/2010	(UB) Billing Summary Transfer	20,291.73		
12/23/2010	(UB) Billing Summary Transfer	123.96		
12/21/2010	(UB) Billing Summary Transfer	4,166.51		
12/21/2010	(UB) Billing Summary Transfer	122.74		
12/27/2010	(UB) Billing Summary Transfer	11,190.28		
12/27/2010	(UB) Billing Summary Transfer	326.92		

**Cannonsburg Water District
Detailed Trial Balance
Entries From 1/1/2010 Through 12/31/2010**

Account	Description Transactions-Date	Debit	Credit	Ending Balance
131-110	Water Revenue Town Square(Cont'd)			
12/20/2010	(UB) Billing Summary Transfer	250.76		
12/1/2010	(UB) Billing Summary Transfer	3,080.27		
12/1/2010	(UB) Billing Summary Transfer	88.74		
12/28/2010	(UB) Billing Summary Transfer	3,673.03		
12/28/2010	(UB) Billing Summary Transfer	107.20		
12/1/2010	(UB) Billing Summary Transfer	35.93		
12/23/2010	(UB) Billing Summary Transfer	31.51		
12/3/2010	(UB) Billing Summary Transfer	3,606.75		
12/3/2010	(UB) Billing Summary Transfer	101.68		
12/3/2010	(UB) Billing Summary Transfer	74.18		
12/9/2010	(UB) Billing Summary Transfer	21,823.57		
12/9/2010	(UB) Billing Summary Transfer	646.47		
12/9/2010	(UB) Billing Summary Transfer	76.58		
12/16/2010	(UB) Billing Summary Transfer	902.12		
12/16/2010	(UB) Billing Summary Transfer	22.43		
12/14/2010	(UB) Billing Summary Transfer	4,737.16		
12/14/2010	(UB) Billing Summary Transfer	130.70		
12/2/2010	(UB) Billing Summary Transfer	4,810.73		
12/2/2010	(UB) Billing Summary Transfer	133.37		
12/2/2010	(UB) Billing Summary Transfer	18.23		
12/13/2010	(UB) Billing Summary Transfer	17.62		
12/15/2010	(UB) Billing Summary Transfer	5,990.01		
12/15/2010	(UB) Billing Summary Transfer	168.15		
12/27/2010	(UB) Billing Summary Transfer	86.09		
12/22/2010	(UB) Billing Summary Transfer	2,506.57		
12/22/2010	(UB) Billing Summary Transfer	76.94		
12/17/2010	(UB) Billing Summary Transfer	43.30		
12/28/2010	(UB) Billing Summary Transfer	71.65		
12/8/2010	(UB) Billing Summary Transfer	88.44		
12/9/2010	(UB) Billing Summary Transfer	82.90		
12/27/2010	(UB) Billing Summary Transfer	190.42		
12/29/2010	(UB) Billing Summary Transfer	1,690.97		
12/29/2010	(UB) Billing Summary Transfer	51.41		
12/29/2010	(UB) Billing Summary Transfer	32.94		
12/15/2010	(UB) Billing Summary Transfer	108.99		
12/6/2010	(UB) Billing Summary Transfer	100.22		
12/28/2010	(UB) Billing Summary Transfer	23.73		
12/28/2010	(UB) Billing Summary Transfer	46.79		
12/14/2010	(UB) Billing Summary Transfer	14.57		
12/8/2010	(UB) Billing Summary Transfer	35.53		
12/14/2010	(UB) Billing Summary Transfer	56.74		
12/20/2010	(UB) Billing Summary Transfer	231.96		
12/23/2010	(UB) Billing Summary Transfer	100.10		
12/2/2010	(UB) Billing Summary Transfer	51.32		
12/22/2010	(UB) Billing Summary Transfer	69.99		
12/7/2010	(UB) Billing Summary Transfer	59.81		
12/2/2010	(UB) Billing Summary Transfer	71.79		
12/13/2010	(UB) Billing Summary Transfer	317.12		
12/21/2010	(UB) Billing Summary Transfer	54.75		
12/30/2010	(UB) Billing Summary Transfer	371.22		
12/30/2010	(UB) Billing Summary Transfer	11.30		
12/10/2010	(UB) Billing Summary Transfer	53.57		
12/30/2010	(UB) Billing Summary Transfer	13.98		

**Cannonsburg Water District
Detailed Trial Balance
Entries From 1/1/2010 Through 12/31/2010**

Account	Description Transactions-Date	Debit	Credit	Ending Balance
<hr/>				
131-110	Water Revenue Town Square(Cont'd)			
12/21/2010	(UB) Billing Summary Transfer	42.32		
12/20/2010	(UB) Billing Summary Transfer	177.10		
12/17/2010	(UB) Billing Summary Transfer	45.00		
12/10/2010	(UB) Billing Summary Transfer	73.49		
12/15/2010	(UB) Billing Summary Transfer	9.93		
12/6/2010	(UB) Billing Summary Transfer	6.38		
12/7/2010	(UB) Billing Summary Transfer	7.47		
12/9/2010	(UB) Billing Summary Transfer	1,053.70		
12/1/2010	(UB) Billing Summary Transfer	33.76		
12/29/2010	(UB) Billing Summary Transfer	19.33		
12/14/2010	(UB) Billing Summary Transfer	116.71		
12/1/2010	(UB) Billing Summary Transfer	82.90		
12/21/2010	(UB) Billing Summary Transfer	18.32		
12/16/2010	(UB) Billing Summary Transfer	38.93		
12/27/2010	(UB) Billing Summary Transfer	72.53		
12/8/2010	(UB) Billing Summary Transfer	192.79		
12/23/2010	(UB) Billing Summary Transfer	49.68		
12/7/2010	(UB) Billing Summary Transfer	10.01		
12/15/2010	(UB) Billing Summary Transfer	10.57		
12/22/2010	(UB) Billing Summary Transfer	1.03		
12/13/2010	(UB) Billing Summary Transfer	1.81		
12/22/2010	(UB) Billing Summary Transfer	18.54		
12/23/2010	(UB) Billing Summary Transfer	26.54		
12/29/2010	(UB) Billing Summary Transfer	22.79		
12/15/2010	(UB) Billing Summary Transfer	26.52		
12/3/2010	(UB) Billing Summary Transfer	3.85		
12/10/2010	(UB) Billing Summary Transfer	14.55		
12/3/2010	(UB) Billing Summary Transfer	4.30		
12/7/2010	(UB) Billing Summary Transfer	112.21		
12/29/2010	(UB) Billing Summary Transfer	1.12		
12/23/2010	(UB) Billing Summary Transfer	0.91		
12/27/2010	(UB) Billing Summary Transfer	31.52		
12/21/2010	(UB) Billing Summary Transfer	0.30		
12/17/2010	(UB) Billing Summary Transfer	52.90		
12/31/2010	(CR) UMSWIN Summary Transfer	2,934.49		
12/31/2010	(JE) water rev interest	18.62		
12/31/2010	(JE) american ex settlement	33.31		
12/31/2010	(JE) american ex settlement	250.11		
12/31/2010	(JE) returned cks		-125.67	
12/31/2010	(JE) returned ck fees		-10.00	
12/2/2010	(JE) npc merch pymt		-193.04	
12/24/2010	(JE) a leasing sol		-42.97	
12/31/2010	(JE) amer exp col		-4.95	
12/8/2010	(JE) ck# 2131 m taylor 15351		-32.90	
12/8/2010	(JE) ck# 2133 a deweese 10537		-32.26	
12/8/2010	(JE) ck# 2134 cwd ncd		-800.00	
12/8/2010	(JE) ck# 2135 cwd o&m		-115,000.00	
12/8/2010	(JE) cwd ck# 2136 o & m		-80,000.00	
12/31/2010	(JE) adj to correct bal	198.07		
131-110	ACCOUNT TOTAL	2,195,778.54	-2,261,391.03	91,794.10

**Cannonsburg Water District
Detailed Trial Balance
Entries From 1/1/2010 Through 12/31/2010**

Account	Description Transactions-Date	Debit	Credit	Ending Balance
131-120	Bond & Interest Town Squa	P Bal		
		124,055.29		
1/13/2010	(JE) ck#2043 bond & interest	10,000.00		
1/31/2010	(JE) JAN BOND & INT INTEREST	25.58		
1/21/2010	(JE) JAN TRUST & REMITTANCE L		-2,477.00	
2/3/2010	(JE) ck# 2047 cwd bond & inte	10,000.00		
2/26/2010	(JE) feb bond & int interest	26.75		
2/23/2010	(JE) feb trust & remittance		-2,477.00	
2/23/2010	(JE) yearly trust remittance		-250.00	
3/4/2010	(JE) CK# 2053 CWD BOND & INT	10,000.00		
3/31/2010	(JE) MAR BOND & INT INTEREST	33.16		
3/23/2010	(JE) TRUST REMITTANCE		-2,477.00	
4/8/2010	(JE) ck# 2065 bond & int sink	10,000.00		
4/30/2010	(JE) O & M int april	31.09		
4/21/2010	(JE) trust remittance		-2,477.00	
5/6/2010	(JE) ck# 2076 bond & int	10,000.00		
5/30/2010	(JE) may bond & interest int	30.98		
5/21/2010	(JE) trust remittance loan		-2,477.00	
6/30/2010	(JE) june bond& int interest	36.15		
6/22/2010	(JE) trust remittance		-2,477.00	
6/18/2010	(JE) usda rural dev		-2,375.00	
7/30/2010	(JE) cwd bond & int interest	32.04		
7/21/2010	(JE) trust remittance		-2,477.00	
8/31/2010	(JE) AUG BOND & INT INTEREST	33.67		
8/23/2010	(JE) TRUST REMITTANCE		-2,477.00	
9/30/2010	(JE) sept bond & in inter	31.04		
9/21/2010	(JE) trust & remittance		-2,477.00	
10/28/2010	(JE)	29.53		
10/21/2010	(JE) OCT TRUST REMITTANCE		-2,477.00	
11/30/2010	(JE) november bond & int inte	32.08		
11/23/2010	(JE) trust & remittance loan		-2,477.00	
12/31/2010	(JE) dec bond & int interest	29.12		
12/21/2010	(JE) trust remittance		-2,477.00	
12/10/2010	(JE) ck# usda rural developm		-22,375.00	
131-120	ACCOUNT TOTAL	50,371.19	-54,724.00	119,702.48
131-130	New Customer Deposits	P Bal		
		16,885.59		
1/13/2010	(JE) ck# 2042 cwd new custome	800.00		
1/31/2010	(JE) JAN NEW CUS DEP INT	3.44		
2/3/2010	(JE) ck# 2045 cwd new custome	800.00		
2/28/2010	(JE) feb new cus interest	3.52		
3/4/2010	(JE) CK# 2052 CWD NEW CUS	950.00		
3/31/2010	(JE) MAR NEW CUS DEP	4.36		
4/8/2010	(JE) ck# 2064 cwd customer de	1,300.00		
4/30/2010	(JE) april new customer dep	4.15		
5/6/2010	(JE) ck# 2075 cwd new cus dep	950.00		
5/31/2010	(JE) may new cus dep interest	3.03		
5/10/2010	(JE) ck# 1536 operation & mai		-10,000.00	
6/30/2010	(JE) june new cus dep int	2.91		
6/2/2010	(JE) ck# 2085 cwd new custome	1,450.00		
7/6/2010	(JE) ck# 2096 cwc new cus dep	850.00		
7/31/2010	(JE) july cwd new cus dep	2.84		
8/4/2010	(JE) ck# 2101 cwd new cus dep	1,400.00		
8/31/2010	(JE) AUG NEW CUS DEP INT	3.33		
9/8/2010	(JE) ck# 2113 cwd new cus dep	1,750.00		

**Cannonsburg Water District
Detailed Trial Balance
Entries From 1/1/2010 Through 12/31/2010**

Account	Description Transactions-Date	Debit	Credit	Ending Balance
=====				
131-130	New Customer Deposits(Cont'd)			
9/30/2010	(JE) sept new cus int	3.43		
10/19/2010	(JE) CK# 2119 CWD NEW CUS DEP	950.00		
10/31/2010	(JE) OCT NEW CUSTOMER	3.42		
11/11/2010	(JE) ck# 2123 new cus dep	1,200.00		
11/30/2010	(JE) november new cus dep	4.09		
12/8/2010	(JE) ck# 2134 cwd ncd	800.00		
12/31/2010	(JE) dec new cus int	4.22		
131-130	ACCOUNT TOTAL	13,242.74	-10,000.00	20,128.33

131-140	KIA Fund	P Bal	38,813.56	
1/31/2010	(JE) JAN KIA INT	8.79		
1/12/2010	(JE) CK# 1089 E L ROBINSON		-8,850.00	
1/12/2010	(JE) CK# 1090 CONSOLIDATED PI		-20,350.00	
2/4/2010	(JE) ky finance deposit	68,879.00		
2/11/2010	(JE) ky finance deposit	3,632.00		
2/26/2010	(JE) feb kia interest	10.42		
2/12/2010	(JE) ck# 1091 e l robinson en		-8,000.00	
2/12/2010	(JE) ck# 1092 consolidated pi		-19,224.00	
2/12/2010	(JE) ck# 1093 beauty ridge ge		-41,655.00	
2/12/2010	(JE) ck# 1094 e l robinson		-2,400.00	
2/12/2010	(JE) ck# 1095 consolidated pi		-1,232.00	
3/9/2010	(JE) KY FINANCE KY PYMT	12,967.56		
3/31/2010	(JE) MAR KIA INTEREST	4.22		
3/31/2010	(JE) CK # 1096 CONSOLIDATED P		-7,215.56	
3/31/2010	(JE) CK # 1097 PREMIER PRECAS		-5,752.00	
4/30/2010	(JE) april kia interest	2.02		
5/31/2010	(JE) may kia int	2.53		
5/11/2010	(JE) ck# 1099 e l robinson		-1,600.00	
5/11/2010	(JE) ck# 1100 beauty ridge		-23,730.00	
5/6/2010	(JE) ky finance ky pymts	15,751.26		
6/30/2010	(JE) june kia interest	0.01		
7/31/2010	(JE) july kia int	0.78		
7/23/2010	(JE) ck# 1101 kia adm		-1,250.00	
7/23/2010	(JE) ck# 1101 kia adm		-3,425.00	
7/7/2010	(JE) ky finance pymt	4,675.00		
8/31/2010	(JE) AUG KIA INTEREST	1.58		
8/18/2010	(JE) CK # 1103 E L ROBINSON		-9,650.00	
8/10/2010	(JE) KY FINANCE KY PYMTS	9,650.00		
9/30/2010	(JE) sept kia interest	1.50		
9/21/2010	(JE) ck# 1104 e l robinson en		-7,975.00	
9/2/2010	(JE) ky finance ky pymts	7,975.00		
10/6/2010	(JE) OCT KY FINANCE KY PAYMEN	5,600.00		
10/31/2010	(JE) OCT KIA INTEREST	0.93		
10/27/2010	(JE) CK # 1105 E L ROBINSON		-5,600.00	
11/30/2010	(JE) november kia interest	0.89		
11/24/2010	(JE) ck# 1106 e l robinson en		-3,500.00	
11/9/2010	(JE) ky finance ky pymts	3,500.00		
12/31/2010	(JE) dec kia int	17.40		
12/7/2010	(JE) ky finance	105,340.00		
12/31/2010	(JE) ky finance	113,260.00		
12/29/2010	(JE) ck# 1108 e l robinson		-4,900.00	
12/30/2010	(JE) ck# 1109 utility ser		-100,400.00	

Cannonsburg Water District
Detailed Trial Balance
Entries From 1/1/2010 Through 12/31/2010

Account	Description Transactions-Date		Debit	Credit	Ending Balance
=====	=====		=====	=====	=====
131-140	ACCOUNT TOTAL		351,280.89	-276,708.56	113,385.89
131-700	Regions Bank Trust Remitt	P Bal	22,155.36		
12/31/2010	(JE) Region Bank Int		1,262.63		
12/31/2010	(JE) ae temp cash invest			-481.41	
131-700	ACCOUNT TOTAL		1,262.63	-481.41	22,936.58
131-900	Cash Petty Cash	P Bal	1,345.09		
1/1/2010	(JE) to adj petty cash to act			-345.09	
131-900	ACCOUNT TOTAL		0.00	-345.09	1,000.00
132-000	US Post Office	P Bal	456.66		
1/14/2010	(AP) USPS US Postal Service		2,000.00		
1/31/2010	(JE) jan postage billing			-749.20	
2/28/2010	(JE) feb postage			-748.78	
3/31/2010	(JE) MAR BILLING POSTAGE			-751.29	
4/19/2010	(AP) USPS US Postal Service		2,000.00		
4/30/2010	(JE) april postage			-757.13	
5/31/2010	(JE) may postage			-758.75	
6/30/2010	(JE) us post office billing			-761.95	
6/17/2010	(AP) USPS US Postal Service		2,000.00		
6/28/2010	(JE) ccr postage			-685.54	
7/31/2010	(JE) postage billing			-765.00	
8/31/2010	(AP) A/P Summary Transfer		2,000.00		
8/31/2010	(JE) us post office billing			-764.75	
9/30/2010	(JE) sept postage billing			-769.87	
10/31/2010	(JE) OCT US POST OFFICE			-773.72	
11/30/2010	(AP) A/P Summary Transfer		2,000.00		
11/30/2010	(JE) nov postag billing			-774.37	
12/31/2010	(JE) dec postage			-764.83	
132-000	ACCOUNT TOTAL		10,000.00	-9,825.18	631.48
135-100	Bond & Interest Fund CD #	P Bal	101,341.60		
12/31/2010	(JE) Bond & Interest CD int		5,087.16		
12/31/2010	(JE) ae bond & int		387.80		
135-100	ACCOUNT TOTAL		5,474.96	0.00	106,816.56
135-200	Line Replace Exten FD CD#	P Bal	113,992.39		
12/31/2010	(JE) Line Replace & ext CD in		4,948.42		
12/31/2010	(JE) 2010 Chevy Truck Purcha			-36,720.00	
12/31/2010	(JE) ae line rep ex		436.21		
135-200	ACCOUNT TOTAL		5,384.63	-36,720.00	82,657.02
135-300	Depreciation Fund CD #213	P Bal	78,426.73		
12/31/2010	(JE) Depreciation CD int		3,936.89		
135-300	ACCOUNT TOTAL		3,936.89	0.00	82,363.62
141-000	Water Cust Accts Receviab	P Bal	198,586.48		
1/13/2010	(JE) ck# 2041 gary archer 103		16.58		
1/31/2010	(JE) add void cks			-93.78	
1/31/2010	(JE) jan returned cks		83.00		
1/31/2010	(JE) jan cash drawer			-166,619.34	
1/31/2010	(JE) jan returned ck cash drw			-175.91	
1/31/2010	(JE) jan billing reg		176,877.67		

**Cannonsburg Water District
Detailed Trial Balance
Entries From 1/1/2010 Through 12/31/2010**

Account	Description Transactions-Date	Debit	Credit	Ending Balance
=====	=====	=====	=====	=====
141-000	Water Cust Accts Receviab(Cont'd)			
1/31/2010	(JE) jan penalties	1,817.49		
1/31/2010	(JE) jan adjustments		-8,278.30	
1/31/2010	(JE) jan final & gone dep ref		-200.17	
1/11/2010	(JE) jan ky finance		-2,044.67	
2/28/2010	(JE) feb ret cks	226.99		
2/3/2010	(JE) ck# 2049 d shepherd 1027	16.55		
2/3/2010	(JE) ck# 2050 v blankenship I	33.38		
2/3/2010	(JE) ck# 2051 a grubb	33.27		
2/28/2010	(JE) feb cash drawer		-166,565.15	
2/28/2010	(JE) feb returned cks		-27.08	
2/28/2010	(JE) feb pao		-92.60	
2/28/2010	(JE) feb billing reg	170,221.84		
2/28/2010	(JE) feb penalties	2,425.17		
2/28/2010	(JE) feb adjustments		-6,528.09	
2/28/2010	(JE) feb dep refunds		-3,050.00	
3/31/2010	(JE) BANK ERROR		-1.00	
3/31/2010	(JE) MAR RETURNED CKS	304.73		
3/31/2010	(JE) MAR RETURNED CK FEES	20.00		
3/4/2010	(JE) CK# 2055 CARMEN GIBSON	19.48		
3/4/2010	(JE) CK# 2056 SHERRY MARSHALL	15.95		
3/4/2010	(JE) CK# 2057 CLIFFORD GRUBB	50.12		
3/4/2010	(JE) CK# 2058 MISTY PENNINGTO	33.27		
3/4/2010	(JE) CK# 2059 ANGELA GRUBB	33.27		
3/31/2010	(JE) MAR CASH DRAWER		-173,740.75	
3/31/2010	(JE) MAR RET CKS		-152.18	
3/31/2010	(JE) MAR PAO		-70.44	
3/31/2010	(JE) MAR BILLING REG	132,402.02		
3/31/2010	(JE) MAR BILLING REG PENALTIE	1,941.81		
3/31/2010	(JE) MAR BILLING ADJUSTMENTS		-2,993.64	
3/31/2010	(JE) MAR BILLING DEP REFUNDS		-500.34	
4/19/2010	(JE) deposit correction		-0.30	
4/30/2010	(JE) add ck 2036 void		-16.66	
4/30/2010	(JE) add ck 2057 void		-50.12	
4/30/2010	(JE) returned cks	183.23		
4/8/2010	(JE) ck# 2061 eva markin 1050	33.76		
4/8/2010	(JE) ck# 2062 susan bays 1050	33.27		
4/8/2010	(JE) ck# 2063 lora prichard I	33.27		
4/19/2010	(UB) Billing Summary Transfer	0.76		
4/29/2010	(UB) Billing Summary Transfer	33.02		
4/20/2010	(UB) Billing Summary Transfer	36.92		
4/20/2010	(UB) Billing Summary Transfer	1.11		
4/29/2010	(UB) Billing Summary Transfer	814.71		
4/29/2010	(UB) Billing Summary Transfer	15.81		
4/9/2010	(UB) Billing Summary Transfer	751.03		
4/9/2010	(UB) Billing Summary Transfer	17.82		
4/9/2010	(UB) Billing Summary Transfer	100.20		
4/8/2010	(UB) Billing Summary Transfer	33.02		
4/8/2010	(UB) Billing Summary Transfer	15.87		
4/9/2010	(UB) Billing Summary Transfer	126.83		
4/19/2010	(UB) Billing Summary Transfer	24.00		
4/20/2010	(UB) Billing Summary Transfer	11.97		
4/23/2010	(UB) Billing Summary Transfer	95.53		
4/29/2010	(UB) Billing Summary Transfer	2.56		

**Cannonsburg Water District
Detailed Trial Balance
Entries From 1/1/2010 Through 12/31/2010**

Account	Description Transactions-Date	Debit	Credit	Ending Balance
=====				
141-000	Water Cust Accts Receiab(Cont'd)			
4/29/2010	(UB) Billing Summary Transfer		-1,414.46	
4/1/2010	(UB) Billing Summary Transfer	92.60		
4/23/2010	(UB) Billing Summary Transfer		-25.00	
4/5/2010	(UB) Billing Summary Transfer		-83.28	
4/5/2010	(UB) Billing Summary Transfer		-8,064.28	
4/5/2010	(UB) Billing Summary Transfer		-231.94	
4/20/2010	(UB) Billing Summary Transfer		-2,836.14	
4/20/2010	(UB) Billing Summary Transfer		-81.84	
4/8/2010	(UB) Billing Summary Transfer		-3,695.09	
4/8/2010	(UB) Billing Summary Transfer		-138.65	
4/29/2010	(UB) Billing Summary Transfer		-33.02	
4/29/2010	(UB) Billing Summary Transfer		-33.02	
4/9/2010	(UB) Billing Summary Transfer	708.76		
4/9/2010	(UB) Billing Summary Transfer	19.72		
4/7/2010	(UB) Billing Summary Transfer	49.30		
4/7/2010	(UB) Billing Summary Transfer	0.71		
4/30/2010	(UB) Billing Summary Transfer	129.17		
4/30/2010	(UB) Billing Summary Transfer	3.82		
4/30/2010	(UB) Billing Summary Transfer	17.10		
4/8/2010	(UB) Billing Summary Transfer	49.80		
4/8/2010	(UB) Billing Summary Transfer	1.50		
4/29/2010	(UB) Billing Summary Transfer	8.55		
4/29/2010	(UB) Billing Summary Transfer	154.94		
4/29/2010	(UB) Billing Summary Transfer	7.37		
4/9/2010	(UB) Billing Summary Transfer	28.45		
4/19/2010	(UB) Billing Summary Transfer	25.28		
4/12/2010	(UB) Billing Summary Transfer		-11,829.78	
4/12/2010	(UB) Billing Summary Transfer		-340.70	
4/21/2010	(UB) Billing Summary Transfer		-10,104.97	
4/21/2010	(UB) Billing Summary Transfer		-297.65	
4/7/2010	(UB) Billing Summary Transfer		-3,511.12	
4/7/2010	(UB) Billing Summary Transfer		-103.35	
4/16/2010	(UB) Billing Summary Transfer		-13,779.25	
4/16/2010	(UB) Billing Summary Transfer		-147.84	
4/22/2010	(UB) Billing Summary Transfer		-3,492.73	
4/22/2010	(UB) Billing Summary Transfer		-107.44	
4/9/2010	(UB) Billing Summary Transfer		-6,152.97	
4/9/2010	(UB) Billing Summary Transfer		-176.65	
4/19/2010	(UB) Billing Summary Transfer		-4,534.37	
4/19/2010	(UB) Billing Summary Transfer		-130.79	
4/19/2010	(UB) Billing Summary Transfer		-78.36	
4/14/2010	(UB) Billing Summary Transfer		-4,310.44	
4/14/2010	(UB) Billing Summary Transfer		-126.11	
4/16/2010	(UB) Billing Summary Transfer		-22.24	
4/6/2010	(UB) Billing Summary Transfer		-11,564.33	
4/6/2010	(UB) Billing Summary Transfer		-334.89	
4/23/2010	(UB) Billing Summary Transfer		-11,607.48	
4/23/2010	(UB) Billing Summary Transfer		-123.95	
4/1/2010	(UB) Billing Summary Transfer		-2,385.67	
4/1/2010	(UB) Billing Summary Transfer		-78.45	
4/26/2010	(UB) Billing Summary Transfer		-6,666.69	
4/26/2010	(UB) Billing Summary Transfer		-195.32	
4/16/2010	(UB) Billing Summary Transfer		-214.98	

**Cannonsburg Water District
Detailed Trial Balance
Entries From 1/1/2010 Through 12/31/2010**

Account	Description Transactions-Date	Debit	Credit	Ending Balance
=====				
141-000	Water Cust Accts Receviab(Cont'd)			
4/13/2010	(UB) Billing Summary Transfer		-5,142.27	
4/13/2010	(UB) Billing Summary Transfer		-144.03	
4/13/2010	(UB) Billing Summary Transfer		-125.32	
4/27/2010	(UB) Billing Summary Transfer		-2,293.60	
4/27/2010	(UB) Billing Summary Transfer		-71.29	
4/14/2010	(UB) Billing Summary Transfer		-128.33	
4/9/2010	(UB) Billing Summary Transfer		-78.23	
4/8/2010	(UB) Billing Summary Transfer		-1.67	
4/14/2010	(UB) Billing Summary Transfer		-53.96	
4/13/2010	(UB) Billing Summary Transfer		-95.29	
4/15/2010	(UB) Billing Summary Transfer		-13,848.80	
4/15/2010	(UB) Billing Summary Transfer		-421.23	
4/15/2010	(UB) Billing Summary Transfer		-286.02	
4/6/2010	(UB) Billing Summary Transfer		-182.20	
4/23/2010	(UB) Billing Summary Transfer		-28.98	
4/15/2010	(UB) Billing Summary Transfer		-518.07	
4/26/2010	(UB) Billing Summary Transfer		-64.77	
4/27/2010	(UB) Billing Summary Transfer		-105.82	
4/19/2010	(UB) Billing Summary Transfer		-59.19	
4/5/2010	(UB) Billing Summary Transfer		-28.38	
4/28/2010	(UB) Billing Summary Transfer		-56.88	
4/28/2010	(UB) Billing Summary Transfer		-112.04	
4/28/2010	(UB) Billing Summary Transfer		-1,867.42	
4/23/2010	(UB) Billing Summary Transfer		-49.15	
4/7/2010	(UB) Billing Summary Transfer		-43.11	
4/6/2010	(UB) Billing Summary Transfer		-149.10	
4/29/2010	(UB) Billing Summary Transfer		-961.29	
4/29/2010	(UB) Billing Summary Transfer		-27.13	
4/9/2010	(UB) Billing Summary Transfer		-81.20	
4/21/2010	(UB) Billing Summary Transfer		-300.16	
4/21/2010	(UB) Billing Summary Transfer		-20.64	
4/12/2010	(UB) Billing Summary Transfer		-380.20	
4/22/2010	(UB) Billing Summary Transfer		-37.28	
4/7/2010	(UB) Billing Summary Transfer		-14.15	
4/20/2010	(UB) Billing Summary Transfer		-80.12	
4/12/2010	(UB) Billing Summary Transfer		-137.18	
4/5/2010	(UB) Billing Summary Transfer		-19.47	
4/5/2010	(UB) Billing Summary Transfer		-73.53	
4/8/2010	(UB) Billing Summary Transfer		-47.87	
4/30/2010	(UB) Billing Summary Transfer		-182.51	
4/30/2010	(UB) Billing Summary Transfer		-6.09	
4/1/2010	(UB) Billing Summary Transfer		-6.78	
4/28/2010	(UB) Billing Summary Transfer		-8.69	
4/8/2010	(UB) Billing Summary Transfer		-53.74	
4/20/2010	(UB) Billing Summary Transfer		-15.92	
4/19/2010	(UB) Billing Summary Transfer		-69.29	
4/1/2010	(UB) Billing Summary Transfer		-78.63	
4/27/2010	(UB) Billing Summary Transfer		-2.06	
4/26/2010	(UB) Billing Summary Transfer		-60.77	
4/6/2010	(UB) Billing Summary Transfer		-33.27	
4/29/2010	(UB) Billing Summary Transfer		-1.03	
4/29/2010	(UB) Billing Summary Transfer		-21.44	
4/12/2010	(UB) Billing Summary Transfer		-17.96	

**Cannonsburg Water District
Detailed Trial Balance
Entries From 1/1/2010 Through 12/31/2010**

Account	Description Transactions-Date	Debit	Credit	Ending Balance
=====	=====	=====	=====	=====
141-000	Water Cust Accts Receivab(Cont'd)			
4/22/2010	(UB) Billing Summary Transfer		-37.72	
4/19/2010	(UB) Billing Summary Transfer		-5.05	
4/30/2010	(UB) Billing Summary Transfer		-14.71	
4/29/2010	(UB) Billing Summary Transfer		-90.57	
4/27/2010	(UB) Billing Summary Transfer		-57.90	
4/5/2010	(UB) Billing Summary Transfer		-52.27	
4/6/2010	(UB) Billing Summary Transfer		-47.76	
4/6/2010	(UB) Billing Summary Transfer		-38.26	
4/16/2010	(UB) Billing Summary Transfer		-25.72	
4/29/2010	(UB) Billing Summary Transfer		-80.00	
4/9/2010	(UB) Billing Summary Transfer		-28.42	
4/21/2010	(UB) Billing Summary Transfer		-22.32	
4/5/2010	(UB) Billing Summary Transfer		-37.61	
4/26/2010	(UB) Billing Summary Transfer		-64.52	
4/15/2010	(UB) Billing Summary Transfer		-6.53	
4/14/2010	(UB) Billing Summary Transfer		-47.54	
4/30/2010	(UB) Billing Summary Transfer	2,859.00		
4/7/2010	(UB) Billing Summary Transfer	1.03		
4/20/2010	(UB) Billing Summary Transfer	2.18		
4/30/2010	(UB) Billing Summary Transfer	4,268.80		
4/23/2010	(UB) Billing Summary Transfer	0.50		
4/20/2010	(UB) Billing Summary Transfer	7.72		
4/27/2010	(UB) Billing Summary Transfer	1.00		
4/7/2010	(UB) Billing Summary Transfer	3.00		
4/8/2010	(UB) Billing Summary Transfer	1.50		
4/19/2010	(UB) Billing Summary Transfer	0.76		
4/30/2010	(UB) Billing Summary Transfer	165,747.40		
4/27/2010	(UB) Billing Summary Transfer	33.34		
4/20/2010	(UB) Billing Summary Transfer	257.10		
4/23/2010	(UB) Billing Summary Transfer	50.56		
4/7/2010	(UB) Billing Summary Transfer	99.60		
4/8/2010	(UB) Billing Summary Transfer	49.80		
4/19/2010	(UB) Billing Summary Transfer	25.28		
4/9/2010	(CR) Cash Summary Transfer		-206.30	
4/23/2010	(CR) Cash Summary Transfer		-25.00	
4/6/2010	(CR) Cash Summary Transfer		-89.00	
4/8/2010	(CR) Cash Summary Transfer		-32.16	
4/21/2010	(CR) Cash Summary Transfer		-75.00	
5/17/2010	(UB) Billing Summary Transfer		-68.35	
5/10/2010	(UB) Billing Summary Transfer		-100.30	
5/6/2010	(UB) Billing Summary Transfer	7.35		
5/10/2010	(UB) Billing Summary Transfer	39.86		
5/10/2010	(UB) Billing Summary Transfer	1.20		
5/6/2010	(UB) Billing Summary Transfer	49.80		
5/6/2010	(UB) Billing Summary Transfer	1.50		
5/25/2010	(UB) Billing Summary Transfer	48.99		
5/25/2010	(UB) Billing Summary Transfer	1.02		
5/27/2010	(UB) Billing Summary Transfer	149.97		
5/27/2010	(UB) Billing Summary Transfer	4.66		
5/27/2010	(UB) Billing Summary Transfer	4.64		
5/4/2010	(UB) Billing Summary Transfer	171.54		
5/4/2010	(UB) Billing Summary Transfer	4.28		
5/4/2010	(UB) Billing Summary Transfer	2.22		

**Cannonsburg Water District
Detailed Trial Balance
Entries From 1/1/2010 Through 12/31/2010**

Account	Description Transactions-Date	Debit	Credit	Ending Balance
=====	=====	=====	=====	=====
141-000	Water Cust Accts Receivab(Cont'd)			
5/5/2010	(UB) Billing Summary Transfer	50.00		
5/10/2010	(UB) Billing Summary Transfer	8.94		
5/6/2010	(UB) Billing Summary Transfer	48.76		
5/27/2010	(UB) Billing Summary Transfer	433.16		
5/27/2010	(UB) Billing Summary Transfer	8.26		
5/4/2010	(UB) Billing Summary Transfer	22.08		
5/10/2010	(UB) Billing Summary Transfer		-152.04	
5/27/2010	(UB) Billing Summary Transfer	11.78		
5/27/2010	(UB) Billing Summary Transfer	127.66		
5/27/2010	(UB) Billing Summary Transfer		-2,081.36	
5/27/2010	(UB) Billing Summary Transfer		-48.35	
5/27/2010	(UB) Billing Summary Transfer	67.64		
5/27/2010	(UB) Billing Summary Transfer		-320.51	
5/4/2010	(UB) Billing Summary Transfer		-19.01	
5/27/2010	(UB) Billing Summary Transfer	1.66		
5/6/2010	(UB) Billing Summary Transfer		-6,864.83	
5/6/2010	(UB) Billing Summary Transfer		-200.40	
5/5/2010	(UB) Billing Summary Transfer		-6,777.04	
5/5/2010	(UB) Billing Summary Transfer		-202.57	
5/3/2010	(UB) Billing Summary Transfer		-6,487.56	
5/3/2010	(UB) Billing Summary Transfer		-193.57	
5/4/2010	(UB) Billing Summary Transfer		-8,033.75	
5/4/2010	(UB) Billing Summary Transfer		-231.54	
5/19/2010	(UB) Billing Summary Transfer		-4,204.94	
5/19/2010	(UB) Billing Summary Transfer		-123.82	
5/14/2010	(UB) Billing Summary Transfer		-6,042.06	
5/14/2010	(UB) Billing Summary Transfer		-176.62	
5/14/2010	(UB) Billing Summary Transfer		-38.99	
5/25/2010	(UB) Billing Summary Transfer		-17,647.96	
5/25/2010	(UB) Billing Summary Transfer		-214.07	
5/11/2010	(UB) Billing Summary Transfer		-7,093.47	
5/11/2010	(UB) Billing Summary Transfer		-202.90	
5/17/2010	(UB) Billing Summary Transfer		-11,001.56	
5/17/2010	(UB) Billing Summary Transfer		-326.83	
5/20/2010	(UB) Billing Summary Transfer		-26,147.09	
5/20/2010	(UB) Billing Summary Transfer		-781.38	
5/12/2010	(UB) Billing Summary Transfer		-5,164.75	
5/12/2010	(UB) Billing Summary Transfer		-101.84	
5/18/2010	(UB) Billing Summary Transfer		-3,023.81	
5/18/2010	(UB) Billing Summary Transfer		-81.96	
5/18/2010	(UB) Billing Summary Transfer		-66.45	
5/3/2010	(UB) Billing Summary Transfer		-17.39	
5/10/2010	(UB) Billing Summary Transfer		-9,617.68	
5/10/2010	(UB) Billing Summary Transfer		-280.04	
5/7/2010	(UB) Billing Summary Transfer		-6,519.98	
5/7/2010	(UB) Billing Summary Transfer		-186.23	
5/21/2010	(UB) Billing Summary Transfer		-13,809.13	
5/21/2010	(UB) Billing Summary Transfer		-111.81	
5/3/2010	(UB) Billing Summary Transfer		-182.68	
5/24/2010	(UB) Billing Summary Transfer		-7,337.37	
5/24/2010	(UB) Billing Summary Transfer		-216.94	
5/12/2010	(UB) Billing Summary Transfer		-45.22	
5/19/2010	(UB) Billing Summary Transfer		-31.99	

**Cannonsburg Water District
Detailed Trial Balance
Entries From 1/1/2010 Through 12/31/2010**

Account	Description Transactions-Date	Debit	Credit	Ending Balance
=====	=====	=====	=====	=====
141-000	Water Cust Accts Receviab(Cont'd)			
5/25/2010	(UB) Billing Summary Transfer		-94.07	
5/26/2010	(UB) Billing Summary Transfer		-2,524.85	
5/26/2010	(UB) Billing Summary Transfer		-74.65	
5/11/2010	(UB) Billing Summary Transfer		-110.76	
5/27/2010	(UB) Billing Summary Transfer		-2,660.44	
5/27/2010	(UB) Billing Summary Transfer		-78.15	
5/13/2010	(UB) Billing Summary Transfer		-4,003.33	
5/13/2010	(UB) Billing Summary Transfer		-115.55	
5/13/2010	(UB) Billing Summary Transfer		-87.23	
5/14/2010	(UB) Billing Summary Transfer		-181.86	
5/25/2010	(UB) Billing Summary Transfer		-42.85	
5/5/2010	(UB) Billing Summary Transfer		-225.03	
5/17/2010	(UB) Billing Summary Transfer		-323.08	
5/19/2010	(UB) Billing Summary Transfer		-60.56	
5/17/2010	(UB) Billing Summary Transfer		-143.02	
5/24/2010	(UB) Billing Summary Transfer		-101.22	
5/25/2010	(UB) Billing Summary Transfer		-14.31	
5/10/2010	(UB) Billing Summary Transfer		-165.14	
5/4/2010	(UB) Billing Summary Transfer		-22.30	
5/21/2010	(UB) Billing Summary Transfer		-33.78	
5/7/2010	(UB) Billing Summary Transfer		-48.37	
5/10/2010	(UB) Billing Summary Transfer		-135.90	
5/4/2010	(UB) Billing Summary Transfer		-58.37	
5/24/2010	(UB) Billing Summary Transfer		-89.16	
5/6/2010	(UB) Billing Summary Transfer		-92.92	
5/21/2010	(UB) Billing Summary Transfer		-41.51	
5/7/2010	(UB) Billing Summary Transfer		-78.68	
5/5/2010	(UB) Billing Summary Transfer		-56.61	
5/27/2010	(UB) Billing Summary Transfer		-79.20	
5/20/2010	(UB) Billing Summary Transfer		-26.20	
5/12/2010	(UB) Billing Summary Transfer		-59.06	
5/13/2010	(UB) Billing Summary Transfer		-55.72	
5/20/2010	(UB) Billing Summary Transfer		-1,163.55	
5/26/2010	(UB) Billing Summary Transfer		-1.43	
5/26/2010	(UB) Billing Summary Transfer		-40.02	
5/10/2010	(UB) Billing Summary Transfer		-25.00	
5/14/2010	(UB) Billing Summary Transfer		-37.69	
5/6/2010	(UB) Billing Summary Transfer		-22.78	
5/11/2010	(UB) Billing Summary Transfer		-53.27	
5/27/2010	(UB) Billing Summary Transfer		-20.76	
5/17/2010	(UB) Billing Summary Transfer		-26.30	
5/12/2010	(UB) Billing Summary Transfer		-21.72	
5/18/2010	(UB) Billing Summary Transfer		-17.81	
5/6/2010	(UB) Billing Summary Transfer		-22.15	
5/21/2010	(UB) Billing Summary Transfer		-35.00	
5/26/2010	(UB) Billing Summary Transfer		-19.01	
5/19/2010	(UB) Billing Summary Transfer		-17.10	
5/3/2010	(UB) Billing Summary Transfer		-17.10	
5/7/2010	(UB) Billing Summary Transfer		-35.00	
5/14/2010	(UB) Billing Summary Transfer		-11.75	
5/10/2010	(UB) Billing Summary Transfer		-55.82	
5/28/2010	(UB) Billing Summary Transfer		-375.32	
5/28/2010	(UB) Billing Summary Transfer		-11.94	

**Cannonsburg Water District
Detailed Trial Balance
Entries From 1/1/2010 Through 12/31/2010**

Account	Description Transactions-Date	Debit	Credit	Ending Balance
141-000	Water Cust Accts Receviab(Cont'd)			
5/28/2010	(UB) Billing Summary Transfer		-23.13	
5/3/2010	(UB) Billing Summary Transfer		-58.87	
5/18/2010	(UB) Billing Summary Transfer		-68.35	
5/28/2010	(UB) Billing Summary Transfer	2,691.72		
5/20/2010	(UB) Billing Summary Transfer	1.03		
5/14/2010	(UB) Billing Summary Transfer	1.03		
5/4/2010	(UB) Billing Summary Transfer	1.03		
5/28/2010	(UB) Billing Summary Transfer	4,337.04		
5/10/2010	(UB) Billing Summary Transfer	2.31		
5/14/2010	(UB) Billing Summary Transfer	2.00		
5/27/2010	(UB) Billing Summary Transfer	1.00		
5/6/2010	(UB) Billing Summary Transfer	1.50		
5/25/2010	(UB) Billing Summary Transfer	2.61		
5/5/2010	(UB) Billing Summary Transfer	4.94		
5/19/2010	(UB) Billing Summary Transfer	0.50		
5/4/2010	(UB) Billing Summary Transfer	3.68		
5/20/2010	(UB) Billing Summary Transfer	1.00		
5/18/2010	(UB) Billing Summary Transfer	0.50		
5/28/2010	(UB) Billing Summary Transfer	169,595.69		
5/14/2010	(UB) Billing Summary Transfer	66.40		
5/10/2010	(UB) Billing Summary Transfer	76.78		
5/27/2010	(UB) Billing Summary Transfer	33.20		
5/25/2010	(UB) Billing Summary Transfer	86.96		
5/6/2010	(UB) Billing Summary Transfer	49.80		
5/19/2010	(UB) Billing Summary Transfer	16.60		
5/5/2010	(UB) Billing Summary Transfer	164.58		
5/4/2010	(UB) Billing Summary Transfer	122.40		
5/20/2010	(UB) Billing Summary Transfer	33.20		
5/18/2010	(UB) Billing Summary Transfer	16.60		
5/4/2010	(CR) Cash Summary Transfer		-89.36	
5/25/2010	(CR) Cash Summary Transfer		-152.50	
5/24/2010	(CR) Cash Summary Transfer		-71.20	
5/25/2010	(CR) Cash Summary Transfer		-43.72	
5/24/2010	(CR) Cash Summary Transfer		-24.80	
5/27/2010	(CR) Cash Summary Transfer		-26.00	
5/31/2010	(JE) ad void ck 2070 american		-14.90	
5/31/2010	(JE) returned cks may	40.44		
5/6/2010	(JE) ck# 2068 megan smith	19.40		
5/6/2010	(JE) ck# 2069 tosha mullett	32.98		
5/6/2010	(JE) ck# 2070 stormie & b whi	14.90		
5/6/2010	(JE) ck# 2071 amanda ferrell	15.87		
5/6/2010	(JE) ck# 2072 michael king	50.02		
5/6/2010	(JE) ck# 2073 larry & cathy w	24.00		
5/6/2010	(JE) ck# 2074 marc bostic	11.97		
6/14/2010	(UB) Billing Summary Transfer		-5.50	
6/2/2010	(UB) Billing Summary Transfer		-78.42	
6/30/2010	(UB) Billing Summary Transfer	62.35		
6/30/2010	(UB) Billing Summary Transfer	1.93		
6/30/2010	(UB) Billing Summary Transfer	8.32		
6/11/2010	(UB) Billing Summary Transfer	11.18		
6/11/2010	(UB) Billing Summary Transfer	123.94		
6/11/2010	(UB) Billing Summary Transfer	3.59		
6/2/2010	(UB) Billing Summary Transfer	33.20		

**Cannonsburg Water District
Detailed Trial Balance
Entries From 1/1/2010 Through 12/31/2010**

Account	Description Transactions-Date	Debit	Credit	Ending Balance
=====	=====	=====	=====	=====
141-000	Water Cust Accts Receiab(Cont'd)			
6/2/2010	(UB) Billing Summary Transfer	1.00		
6/2/2010	(UB) Billing Summary Transfer	2.06		
6/1/2010	(UB) Billing Summary Transfer	2.09		
6/1/2010	(UB) Billing Summary Transfer	56.00		
6/1/2010	(UB) Billing Summary Transfer	1.68		
6/18/2010	(UB) Billing Summary Transfer	20.94		
6/18/2010	(UB) Billing Summary Transfer	0.63		
6/4/2010	(UB) Billing Summary Transfer	82.19		
6/4/2010	(UB) Billing Summary Transfer	2.02		
6/4/2010	(UB) Billing Summary Transfer	3.18		
6/22/2010	(UB) Billing Summary Transfer	16.60		
6/22/2010	(UB) Billing Summary Transfer	0.50		
6/7/2010	(UB) Billing Summary Transfer	45.13		
6/7/2010	(UB) Billing Summary Transfer	1.00		
6/7/2010	(UB) Billing Summary Transfer	2.06		
6/7/2010	(UB) Billing Summary Transfer	1.81		
6/8/2010	(UB) Billing Summary Transfer	7.43		
6/8/2010	(UB) Billing Summary Transfer	40.64		
6/8/2010	(UB) Billing Summary Transfer	1.96		
6/30/2010	(UB) Billing Summary Transfer	71.97		
6/30/2010	(UB) Billing Summary Transfer	347.28		
6/30/2010	(UB) Billing Summary Transfer	8.60		
6/2/2010	(UB) Billing Summary Transfer	13.74		
6/1/2010	(UB) Billing Summary Transfer	40.29		
6/11/2010	(UB) Billing Summary Transfer	11.33		
6/18/2010	(UB) Billing Summary Transfer	28.43		
6/4/2010	(UB) Billing Summary Transfer	12.61		
6/22/2010	(UB) Billing Summary Transfer	32.90		
6/2/2010	(UB) Billing Summary Transfer		-96.88	
6/29/2010	(UB) Billing Summary Transfer	33.28		
6/30/2010	(UB) Billing Summary Transfer		-1,956.68	
6/3/2010	(UB) Billing Summary Transfer		-17.10	
6/29/2010	(UB) Billing Summary Transfer		-46.33	
6/14/2010	(UB) Billing Summary Transfer	8.75		
6/4/2010	(UB) Billing Summary Transfer		-6,497.67	
6/4/2010	(UB) Billing Summary Transfer		-192.31	
6/3/2010	(UB) Billing Summary Transfer		-9,301.00	
6/3/2010	(UB) Billing Summary Transfer		-274.42	
6/3/2010	(UB) Billing Summary Transfer		-185.40	
6/3/2010	(UB) Billing Summary Transfer		-74.29	
6/18/2010	(UB) Billing Summary Transfer		-5,539.36	
6/18/2010	(UB) Billing Summary Transfer		-164.45	
6/1/2010	(UB) Billing Summary Transfer		-7,476.77	
6/1/2010	(UB) Billing Summary Transfer		-208.89	
6/1/2010	(UB) Billing Summary Transfer		-33.00	
6/1/2010	(UB) Billing Summary Transfer		-153.12	
6/2/2010	(UB) Billing Summary Transfer		-67.97	
6/2/2010	(UB) Billing Summary Transfer		-7,777.20	
6/2/2010	(UB) Billing Summary Transfer		-232.68	
6/23/2010	(UB) Billing Summary Transfer		-250.48	
6/23/2010	(UB) Billing Summary Transfer		-19,295.95	
6/10/2010	(UB) Billing Summary Transfer		-17,735.26	
6/10/2010	(UB) Billing Summary Transfer		-527.49	

**Cannonsburg Water District
Detailed Trial Balance
Entries From 1/1/2010 Through 12/31/2010**

Account	Description Transactions-Date	Debit	Credit	Ending Balance
=====	=====	=====	=====	=====
141-000	Water Cust Accts Receiab(Cont'd)			
6/8/2010	(UB) Billing Summary Transfer		-4,279.41	
6/8/2010	(UB) Billing Summary Transfer		-120.61	
6/15/2010	(UB) Billing Summary Transfer		-8,674.18	
6/15/2010	(UB) Billing Summary Transfer		-247.88	
6/28/2010	(UB) Billing Summary Transfer		-4,018.32	
6/28/2010	(UB) Billing Summary Transfer		-121.86	
6/28/2010	(UB) Billing Summary Transfer		-17.90	
6/28/2010	(UB) Billing Summary Transfer		-100.80	
6/16/2010	(UB) Billing Summary Transfer		-4,703.11	
6/16/2010	(UB) Billing Summary Transfer		-137.55	
6/14/2010	(UB) Billing Summary Transfer		-184.06	
6/14/2010	(UB) Billing Summary Transfer		-9,641.87	
6/14/2010	(UB) Billing Summary Transfer		-261.18	
6/21/2010	(UB) Billing Summary Transfer		-5,704.76	
6/21/2010	(UB) Billing Summary Transfer		-169.68	
6/7/2010	(UB) Billing Summary Transfer		-12,707.93	
6/7/2010	(UB) Billing Summary Transfer		-368.98	
6/7/2010	(UB) Billing Summary Transfer		-99.95	
6/14/2010	(UB) Billing Summary Transfer		-208.13	
6/2/2010	(UB) Billing Summary Transfer		-49.85	
6/9/2010	(UB) Billing Summary Transfer		-4,867.46	
6/9/2010	(UB) Billing Summary Transfer		-136.59	
6/24/2010	(UB) Billing Summary Transfer		-14,997.03	
6/24/2010	(UB) Billing Summary Transfer		-119.13	
6/15/2010	(UB) Billing Summary Transfer		-171.14	
6/16/2010	(UB) Billing Summary Transfer		-76.08	
6/25/2010	(UB) Billing Summary Transfer		-7,220.90	
6/25/2010	(UB) Billing Summary Transfer		-215.62	
6/22/2010	(UB) Billing Summary Transfer		-3,499.56	
6/22/2010	(UB) Billing Summary Transfer		-98.91	
6/22/2010	(UB) Billing Summary Transfer		-41.87	
6/15/2010	(UB) Billing Summary Transfer		-170.55	
6/9/2010	(UB) Billing Summary Transfer		-83.20	
6/18/2010	(UB) Billing Summary Transfer		-127.63	
6/17/2010	(UB) Billing Summary Transfer		-2,658.74	
6/17/2010	(UB) Billing Summary Transfer		-72.30	
6/10/2010	(UB) Billing Summary Transfer		-812.18	
6/25/2010	(UB) Billing Summary Transfer		-99.97	
6/24/2010	(UB) Billing Summary Transfer		-33.52	
6/11/2010	(UB) Billing Summary Transfer		-6,542.27	
6/11/2010	(UB) Billing Summary Transfer		-187.28	
6/10/2010	(UB) Billing Summary Transfer		-132.59	
6/21/2010	(UB) Billing Summary Transfer		-69.08	
6/21/2010	(UB) Billing Summary Transfer		-57.59	
6/11/2010	(UB) Billing Summary Transfer		-88.09	
6/7/2010	(UB) Billing Summary Transfer		-257.40	
6/9/2010	(UB) Billing Summary Transfer		-53.11	
6/30/2010	(UB) Billing Summary Transfer		-369.39	
6/30/2010	(UB) Billing Summary Transfer		-8.96	
6/29/2010	(UB) Billing Summary Transfer		-1,702.23	
6/29/2010	(UB) Billing Summary Transfer		-51.88	
6/29/2010	(UB) Billing Summary Transfer		-67.65	
6/11/2010	(UB) Billing Summary Transfer		-97.42	

Cannonsburg Water District
Detailed Trial Balance
Entries From 1/1/2010 Through 12/31/2010

Account	Description Transactions-Date	Debit	Credit	Ending Balance
=====	=====	=====	=====	=====
141-000	Water Cust Accts Receivab(Cont'd)			
6/8/2010	(UB) Billing Summary Transfer		-25.10	
6/4/2010	(UB) Billing Summary Transfer		-178.20	
6/25/2010	(UB) Billing Summary Transfer		-71.99	
6/17/2010	(UB) Billing Summary Transfer		-48.94	
6/18/2010	(UB) Billing Summary Transfer		-79.84	
6/2/2010	(UB) Billing Summary Transfer		-38.78	
6/4/2010	(UB) Billing Summary Transfer		-57.97	
6/2/2010	(UB) Billing Summary Transfer		-32.15	
6/30/2010	(UB) Billing Summary Transfer		-10.47	
6/4/2010	(UB) Billing Summary Transfer		-58.06	
6/23/2010	(UB) Billing Summary Transfer		-259.68	
6/18/2010	(UB) Billing Summary Transfer		-71.49	
6/17/2010	(UB) Billing Summary Transfer		-14.34	
6/16/2010	(UB) Billing Summary Transfer		-54.05	
6/24/2010	(UB) Billing Summary Transfer		-42.11	
6/22/2010	(UB) Billing Summary Transfer		-25.30	
6/7/2010	(UB) Billing Summary Transfer		-248.53	
6/29/2010	(UB) Billing Summary Transfer		-19.41	
6/16/2010	(UB) Billing Summary Transfer		-120.95	
6/9/2010	(UB) Billing Summary Transfer		-8.16	
6/1/2010	(UB) Billing Summary Transfer		-29.33	
6/21/2010	(UB) Billing Summary Transfer		-90.21	
6/8/2010	(UB) Billing Summary Transfer		-22.04	
6/23/2010	(UB) Billing Summary Transfer		-26.06	
6/15/2010	(UB) Billing Summary Transfer		-31.01	
6/15/2010	(UB) Billing Summary Transfer		-43.35	
6/10/2010	(UB) Billing Summary Transfer		-3.19	
6/10/2010	(UB) Billing Summary Transfer		-258.41	
6/25/2010	(UB) Billing Summary Transfer		-100.00	
6/17/2010	(UB) Billing Summary Transfer		-3.55	
6/14/2010	(UB) Billing Summary Transfer		-20.00	
6/11/2010	(UB) Billing Summary Transfer		-0.19	
6/28/2010	(UB) Billing Summary Transfer		-157.32	
6/30/2010	(UB) Billing Summary Transfer	2,435.57		
6/11/2010	(UB) Billing Summary Transfer	1.03		
6/2/2010	(UB) Billing Summary Transfer	1.03		
6/7/2010	(UB) Billing Summary Transfer	1.03		
6/18/2010	(UB) Billing Summary Transfer	4.30		
6/29/2010	(UB) Billing Summary Transfer	7.57		
6/30/2010	(UB) Billing Summary Transfer	4,286.73		
6/11/2010	(UB) Billing Summary Transfer	3.28		
6/4/2010	(UB) Billing Summary Transfer	3.67		
6/24/2010	(UB) Billing Summary Transfer	0.72		
6/7/2010	(UB) Billing Summary Transfer	1.96		
6/1/2010	(UB) Billing Summary Transfer	2.00		
6/22/2010	(UB) Billing Summary Transfer	3.41		
6/16/2010	(UB) Billing Summary Transfer	1.22		
6/8/2010	(UB) Billing Summary Transfer	1.50		
6/29/2010	(UB) Billing Summary Transfer	4.99		
6/18/2010	(UB) Billing Summary Transfer	2.72		
6/2/2010	(UB) Billing Summary Transfer	0.50		
6/30/2010	(UB) Billing Summary Transfer	172,576.99		
6/4/2010	(UB) Billing Summary Transfer	121.78		

**Cannonsburg Water District
Detailed Trial Balance
Entries From 1/1/2010 Through 12/31/2010**

Account	Description Transactions-Date	Debit	Credit	Ending Balance
=====	=====	=====	=====	=====
141-000	Water Cust Accts Receivab(Cont'd)			
6/11/2010	(UB) Billing Summary Transfer	108.90		
6/24/2010	(UB) Billing Summary Transfer	24.04		
6/7/2010	(UB) Billing Summary Transfer	65.19		
6/1/2010	(UB) Billing Summary Transfer	66.40		
6/22/2010	(UB) Billing Summary Transfer	113.23		
6/16/2010	(UB) Billing Summary Transfer	57.24		
6/8/2010	(UB) Billing Summary Transfer	49.80		
6/29/2010	(UB) Billing Summary Transfer	166.24		
6/18/2010	(UB) Billing Summary Transfer	90.48		
6/2/2010	(UB) Billing Summary Transfer	33.20		
6/9/2010	(CR) Cash Summary Transfer		-56.20	
6/25/2010	(CR) Cash Summary Transfer		-99.61	
6/18/2010	(CR) Cash Summary Transfer		-75.00	
6/30/2010	(JE) returned cks	381.42		
6/2/2010	(JE) ck# 2079 glenn moore	8.94		
6/2/2010	(JE) ck# 2080 ivan sparks	32.96		
6/2/2010	(JE) ck# 2081 mary patterson	6.28		
6/2/2010	(JE) ck# 2082 delane d brown	15.80		
6/2/2010	(JE) ck# 2083 linda murray	32.90		
6/2/2010	(JE) ck# 2084 duane & t Crisp	78.42		
7/1/2010	(UB) Billing Summary Transfer	45.38		
7/1/2010	(UB) Billing Summary Transfer	1.05		
7/1/2010	(UB) Billing Summary Transfer	3.61		
7/20/2010	(UB) Billing Summary Transfer	5.59		
7/20/2010	(UB) Billing Summary Transfer	1.62		
7/20/2010	(UB) Billing Summary Transfer	92.80		
7/28/2010	(UB) Billing Summary Transfer	4.90		
7/28/2010	(UB) Billing Summary Transfer	43.82		
7/28/2010	(UB) Billing Summary Transfer	1.28		
7/30/2010	(UB) Billing Summary Transfer	138.83		
7/30/2010	(UB) Billing Summary Transfer	2.92		
7/30/2010	(UB) Billing Summary Transfer	8.25		
7/26/2010	(UB) Billing Summary Transfer	16.60		
7/16/2010	(UB) Billing Summary Transfer	45.71		
7/16/2010	(UB) Billing Summary Transfer	1.50		
7/16/2010	(UB) Billing Summary Transfer	1.30		
7/16/2010	(UB) Billing Summary Transfer	1.49		
7/26/2010	(UB) Billing Summary Transfer	33.40		
7/29/2010	(UB) Billing Summary Transfer	7.53		
7/26/2010	(UB) Billing Summary Transfer	33.26		
7/2/2010	(UB) Billing Summary Transfer	3.09		
7/26/2010	(UB) Billing Summary Transfer	438.80		
7/30/2010	(UB) Billing Summary Transfer		-2,409.53	
7/19/2010	(UB) Billing Summary Transfer		-35.53	
7/2/2010	(UB) Billing Summary Transfer		-115.17	
7/2/2010	(UB) Billing Summary Transfer		-141.13	
7/26/2010	(UB) Billing Summary Transfer		-25.40	
7/12/2010	(UB) Billing Summary Transfer	1.71		
7/12/2010	(UB) Billing Summary Transfer		-18.81	
7/1/2010	(UB) Billing Summary Transfer		-42.25	
7/26/2010	(UB) Billing Summary Transfer	1.71		
7/7/2010	(UB) Billing Summary Transfer		-8,582.22	
7/7/2010	(UB) Billing Summary Transfer		-255.17	

**Cannonsburg Water District
Detailed Trial Balance
Entries From 1/1/2010 Through 12/31/2010**

Account	Description Transactions-Date	Debit	Credit	Ending Balance
=====	=====	=====	=====	=====
141-000	Water Cust Accts Receviab(Cont'd)			
7/26/2010	(UB) Billing Summary Transfer		-9,552.36	
7/26/2010	(UB) Billing Summary Transfer		-293.74	
7/16/2010	(UB) Billing Summary Transfer		-4,255.37	
7/16/2010	(UB) Billing Summary Transfer		-123.04	
7/19/2010	(UB) Billing Summary Transfer		-10,679.88	
7/19/2010	(UB) Billing Summary Transfer		-308.70	
7/15/2010	(UB) Billing Summary Transfer		-18,535.93	
7/15/2010	(UB) Billing Summary Transfer		-554.29	
7/15/2010	(UB) Billing Summary Transfer		-726.09	
7/28/2010	(UB) Billing Summary Transfer		-2,017.47	
7/28/2010	(UB) Billing Summary Transfer		-51.36	
7/28/2010	(UB) Billing Summary Transfer		-58.57	
7/6/2010	(UB) Billing Summary Transfer		-9,813.08	
7/6/2010	(UB) Billing Summary Transfer		-289.37	
7/6/2010	(UB) Billing Summary Transfer		-64.66	
7/27/2010	(UB) Billing Summary Transfer		-3,651.54	
7/27/2010	(UB) Billing Summary Transfer		-108.28	
7/29/2010	(UB) Billing Summary Transfer		-1,796.82	
7/29/2010	(UB) Billing Summary Transfer		-50.08	
7/29/2010	(UB) Billing Summary Transfer		-17.95	
7/21/2010	(UB) Billing Summary Transfer		-16,776.87	
7/21/2010	(UB) Billing Summary Transfer		-183.74	
7/21/2010	(UB) Billing Summary Transfer		-37.40	
7/14/2010	(UB) Billing Summary Transfer		-6,393.84	
7/14/2010	(UB) Billing Summary Transfer		-186.89	
7/14/2010	(UB) Billing Summary Transfer		-98.86	
7/21/2010	(UB) Billing Summary Transfer		-154.16	
7/8/2010	(UB) Billing Summary Transfer		-6,413.78	
7/8/2010	(UB) Billing Summary Transfer		-184.12	
7/2/2010	(UB) Billing Summary Transfer		-5,564.74	
7/2/2010	(UB) Billing Summary Transfer		-159.45	
7/12/2010	(UB) Billing Summary Transfer		-14,787.19	
7/12/2010	(UB) Billing Summary Transfer		-434.65	
7/6/2010	(UB) Billing Summary Transfer		-67.19	
7/22/2010	(UB) Billing Summary Transfer		-5,101.07	
7/22/2010	(UB) Billing Summary Transfer		-144.41	
7/22/2010	(UB) Billing Summary Transfer		-17.10	
7/13/2010	(UB) Billing Summary Transfer		-5,629.08	
7/13/2010	(UB) Billing Summary Transfer		-166.49	
7/23/2010	(UB) Billing Summary Transfer		-22,880.32	
7/23/2010	(UB) Billing Summary Transfer		-200.74	
7/16/2010	(UB) Billing Summary Transfer		-117.17	
7/13/2010	(UB) Billing Summary Transfer		-174.87	
7/23/2010	(UB) Billing Summary Transfer		-67.92	
7/19/2010	(UB) Billing Summary Transfer		-151.47	
7/9/2010	(UB) Billing Summary Transfer		-6,421.26	
7/9/2010	(UB) Billing Summary Transfer		-180.11	
7/20/2010	(UB) Billing Summary Transfer		-2,368.44	
7/20/2010	(UB) Billing Summary Transfer		-69.22	
7/2/2010	(UB) Billing Summary Transfer		-13.36	
7/29/2010	(UB) Billing Summary Transfer		-78.62	
7/23/2010	(UB) Billing Summary Transfer		-90.80	
7/14/2010	(UB) Billing Summary Transfer		-176.92	

**Cannonsburg Water District
Detailed Trial Balance
Entries From 1/1/2010 Through 12/31/2010**

Account	Description Transactions-Date	Debit	Credit	Ending Balance
=====	=====	=====	=====	=====
141-000	Water Cust Accts Receviab(Cont'd)			
7/26/2010	(UB) Billing Summary Transfer		-60.27	
7/15/2010	(UB) Billing Summary Transfer		-264.31	
7/7/2010	(UB) Billing Summary Transfer		-72.07	
7/12/2010	(UB) Billing Summary Transfer		-165.16	
7/19/2010	(UB) Billing Summary Transfer		-282.03	
7/29/2010	(UB) Billing Summary Transfer		-27.34	
7/1/2010	(UB) Billing Summary Transfer		-2,745.23	
7/1/2010	(UB) Billing Summary Transfer		-81.12	
7/6/2010	(UB) Billing Summary Transfer		-71.04	
7/26/2010	(UB) Billing Summary Transfer		-55.45	
7/9/2010	(UB) Billing Summary Transfer		-54.57	
7/12/2010	(UB) Billing Summary Transfer		-418.26	
7/9/2010	(UB) Billing Summary Transfer		-110.96	
7/27/2010	(UB) Billing Summary Transfer		-81.43	
7/27/2010	(UB) Billing Summary Transfer		-52.04	
7/13/2010	(UB) Billing Summary Transfer		-20.69	
7/22/2010	(UB) Billing Summary Transfer		-107.35	
7/26/2010	(UB) Billing Summary Transfer		-77.78	
7/16/2010	(UB) Billing Summary Transfer		-6.49	
7/28/2010	(UB) Billing Summary Transfer		-104.41	
7/2/2010	(UB) Billing Summary Transfer		-72.23	
7/6/2010	(UB) Billing Summary Transfer		-67.01	
7/20/2010	(UB) Billing Summary Transfer		-39.61	
7/7/2010	(UB) Billing Summary Transfer		-99.45	
7/22/2010	(UB) Billing Summary Transfer		-31.46	
7/1/2010	(UB) Billing Summary Transfer		-55.81	
7/2/2010	(UB) Billing Summary Transfer		-41.65	
7/20/2010	(UB) Billing Summary Transfer		-16.12	
7/9/2010	(UB) Billing Summary Transfer		-18.13	
7/1/2010	(UB) Billing Summary Transfer		-9.70	
7/8/2010	(UB) Billing Summary Transfer		-38.13	
7/23/2010	(UB) Billing Summary Transfer		-195.27	
7/30/2010	(UB) Billing Summary Transfer		-287.31	
7/30/2010	(UB) Billing Summary Transfer		-7.06	
7/1/2010	(UB) Billing Summary Transfer		-19.35	
7/8/2010	(UB) Billing Summary Transfer		-44.53	
7/30/2010	(UB) Billing Summary Transfer		-8.60	
7/13/2010	(UB) Billing Summary Transfer		-15.40	
7/19/2010	(UB) Billing Summary Transfer		-6.36	
7/15/2010	(UB) Billing Summary Transfer		-32.20	
7/20/2010	(UB) Billing Summary Transfer		-13.20	
7/7/2010	(UB) Billing Summary Transfer		-55.94	
7/16/2010	(UB) Billing Summary Transfer		-159.53	
7/14/2010	(UB) Billing Summary Transfer		-46.25	
7/27/2010	(UB) Billing Summary Transfer		-7.90	
7/12/2010	(UB) Billing Summary Transfer		-1.94	
7/2/2010	(UB) Billing Summary Transfer		-115.17	
7/29/2010	(UB) Billing Summary Transfer		-35.53	
7/28/2010	(UB) Billing Summary Transfer		-2.06	
7/22/2010	(UB) Billing Summary Transfer		-13.39	
7/14/2010	(UB) Billing Summary Transfer		-22.85	
7/12/2010	(UB) Billing Summary Transfer		-16.11	
7/27/2010	(UB) Billing Summary Transfer		-11.62	

**Cannonsburg Water District
Detailed Trial Balance
Entries From 1/1/2010 Through 12/31/2010**

Account	Description Transactions-Date	Debit	Credit	Ending Balance
=====	=====	=====	=====	=====
141-000	Water Cust Accts Receivab(Cont'd)			
7/14/2010	(UB) Billing Summary Transfer		-15.80	
7/28/2010	(UB) Billing Summary Transfer		-2.44	
7/15/2010	(UB) Billing Summary Transfer		-17.10	
7/30/2010	(UB) Billing Summary Transfer	2,570.45		
7/2/2010	(UB) Billing Summary Transfer	3.05		
7/30/2010	(UB) Billing Summary Transfer	4,404.60		
7/28/2010	(UB) Billing Summary Transfer	1.45		
7/16/2010	(UB) Billing Summary Transfer	5.00		
7/9/2010	(UB) Billing Summary Transfer	1.50		
7/6/2010	(UB) Billing Summary Transfer	1.50		
7/22/2010	(UB) Billing Summary Transfer	1.00		
7/20/2010	(UB) Billing Summary Transfer	11.18		
7/2/2010	(UB) Billing Summary Transfer	2.48		
7/7/2010	(UB) Billing Summary Transfer	0.54		
7/1/2010	(UB) Billing Summary Transfer	0.50		
7/21/2010	(UB) Billing Summary Transfer	0.50		
7/29/2010	(UB) Billing Summary Transfer	0.50		
7/12/2010	(UB) Billing Summary Transfer	0.50		
7/26/2010	(UB) Billing Summary Transfer	0.94		
7/30/2010	(UB) Billing Summary Transfer	186,123.07		
7/9/2010	(UB) Billing Summary Transfer	49.80		
7/16/2010	(UB) Billing Summary Transfer	166.71		
7/28/2010	(UB) Billing Summary Transfer	48.08		
7/6/2010	(UB) Billing Summary Transfer	49.80		
7/22/2010	(UB) Billing Summary Transfer	33.20		
7/20/2010	(UB) Billing Summary Transfer	372.18		
7/7/2010	(UB) Billing Summary Transfer	17.84		
7/2/2010	(UB) Billing Summary Transfer	82.52		
7/1/2010	(UB) Billing Summary Transfer	16.60		
7/21/2010	(UB) Billing Summary Transfer	16.60		
7/29/2010	(UB) Billing Summary Transfer	16.60		
7/12/2010	(UB) Billing Summary Transfer	16.60		
7/26/2010	(UB) Billing Summary Transfer	48.08		
7/29/2010	(CR) Cash Summary Transfer		-20.36	
7/7/2010	(CR) Cash Summary Transfer		-125.00	
7/14/2010	(CR) Cash Summary Transfer		-90.44	
7/31/2010	(JE) july ret cks	126.17		
7/6/2010	(JE) ck# 2089 g dabler	28.43		
7/6/2010	(JE) ck# 2090 g wehner	32.90		
7/6/2010	(JE) ck# 2091 d andreasen	12.61		
7/6/2010	(JE) ck# 2092 amy black	11.33		
7/6/2010	(JE) ck# 2093 m justice	32.90		
7/6/2010	(JE) ck# 2094 n shape fitness	13.74		
7/6/2010	(JE) ck# 2095 t smith	7.39		
7/31/2010	(JE) correct deposit not tran		-39.95	
8/31/2010	(UB) UMSWIN Summary Transfer	24,383.75		
8/31/2010	(CR) UMSWIN Summary Transfer		-126.17	
8/4/2010	(JE) ck# 2099 m murphy 104086	17.59		
8/4/2010	(JE) ck# 2010 j d loan 105144	33.40		
9/30/2010	(UB) UMSWIN Summary Transfer		-27,848.62	
9/30/2010	(CR) UMSWIN Summary Transfer		-74.91	
9/8/2010	(JE) ck# 2106 l dillon 100531	21.41		
9/8/2010	(JE) ck# 2107 c & p withrow	15.80		

**Cannonsburg Water District
Detailed Trial Balance
Entries From 1/1/2010 Through 12/31/2010**

Account	Description Transactions-Date	Debit	Credit	Ending Balance
=====	=====	=====	=====	=====
141-000	Water Cust Accts Receivab(Cont'd)			
9/8/2010	(JE) ck# 2108 a e fab 104973	13.74		
9/8/2010	(JE) ck# 2109 d stephens 1050	15.80		
9/8/2010	(JE) ck# 2110 r crager 10523	50.00		
9/8/2010	(JE) ck# 2111 j atkins 105241	29.71		
9/8/2010	(JE) ck# 2112 j Cain 105287	50.00		
9/30/2010	(JE) add void cks		-112.25	
9/30/2010	(JE) returned cks	234.55		
9/30/2010	(UB) COR REF DEP		-2,612.26	
10/31/2010	(UB) UMSWIN Summary Transfer	4,600.60		
10/31/2010	(CR) UMSWIN Summary Transfer		-311.96	
10/6/2010	(JE) RETURN CK	132.57		
10/19/2010	(JE) CK# 2116 K AMBURGEY	15.80		
10/19/2010	(JE) CK# 2117 B PARKER	15.80		
10/19/2010	(JE) CK# 2118 ADAM MILLER	14.09		
10/31/2010	(UB) TO CORRECT REF DEP		-1,146.37	
10/31/2010	(JE) CORRECT DEP TRANS		-11,427.83	
11/30/2010	(UB) UMSWIN Summary Transfer	7,299.36		
11/18/2010	(JE) return ck	39.73		
11/11/2010	(JE) ck# 2124 doug & l arthur	18.22		
11/16/2010	(JE) ck# 2125 dave canfield l	50.09		
11/16/2010	(JE) ck# 2126 david penningto	18.65		
11/16/2010	(JE) ck# 2127 daniel childers	50.00		
11/16/2010	(JE) ck# 2128 diana martens l	30.99		
11/16/2010	(JE) ck# 2129 gary owens 1052	34.61		
11/16/2010	(JE) ck# 2130 april gonzales	30.99		
12/28/2010	(UB) Billing Summary Transfer		-24.04	
12/9/2010	(UB) Billing Summary Transfer	35.68		
12/9/2010	(UB) Billing Summary Transfer	1.07		
12/6/2010	(UB) Billing Summary Transfer		-5.07	
12/6/2010	(UB) Billing Summary Transfer	44.02		
12/6/2010	(UB) Billing Summary Transfer	0.91		
12/28/2010	(UB) Billing Summary Transfer	48.22		
12/28/2010	(UB) Billing Summary Transfer	1.78		
12/27/2010	(UB) Billing Summary Transfer	23.42		
12/27/2010	(UB) Billing Summary Transfer	0.70		
12/2/2010	(UB) Billing Summary Transfer	33.20		
12/2/2010	(UB) Billing Summary Transfer	1.00		
12/22/2010	(UB) Billing Summary Transfer	40.64		
12/22/2010	(UB) Billing Summary Transfer	1.22		
12/9/2010	(UB) Billing Summary Transfer		-13.25	
12/22/2010	(UB) Billing Summary Transfer		-8.14	
12/8/2010	(UB) Billing Summary Transfer	65.16		
12/27/2010	(UB) Billing Summary Transfer		-25.88	
12/2/2010	(UB) Billing Summary Transfer		-15.80	
12/29/2010	(UB) Billing Summary Transfer		-25.74	
12/29/2010	(UB) Billing Summary Transfer		-39.82	
12/29/2010	(UB) Billing Summary Transfer	101.58		
12/30/2010	(UB) Billing Summary Transfer	2,812.78		
12/1/2010	(UB) Billing Summary Transfer	34.20		
12/1/2010	(UB) Billing Summary Transfer		-1.71	
12/1/2010	(UB) Billing Summary Transfer		-1.71	
12/1/2010	(UB) Billing Summary Transfer	18.81		
12/28/2010	(UB) Billing Summary Transfer		-274.75	

**Cannonsburg Water District
Detailed Trial Balance
Entries From 1/1/2010 Through 12/31/2010**

Account	Description Transactions-Date	Debit	Credit	Ending Balance
=====	=====	=====	=====	=====
141-000	Water Cust Accts Receivab(Cont'd)			
12/21/2010	(UB) Billing Summary Transfer	448.94		
12/28/2010	(UB) Billing Summary Transfer	1.00		
12/8/2010	(UB) Billing Summary Transfer		-10,955.88	
12/8/2010	(UB) Billing Summary Transfer		-320.34	
12/17/2010	(UB) Billing Summary Transfer		-4,142.17	
12/17/2010	(UB) Billing Summary Transfer		-122.90	
12/17/2010	(UB) Billing Summary Transfer		-53.29	
12/10/2010	(UB) Billing Summary Transfer		-6,418.00	
12/10/2010	(UB) Billing Summary Transfer		-189.64	
12/10/2010	(UB) Billing Summary Transfer		-82.64	
12/6/2010	(UB) Billing Summary Transfer		-7,406.04	
12/6/2010	(UB) Billing Summary Transfer		-214.95	
12/6/2010	(UB) Billing Summary Transfer		-145.02	
12/13/2010	(UB) Billing Summary Transfer		-7,867.64	
12/13/2010	(UB) Billing Summary Transfer		-223.34	
12/20/2010	(UB) Billing Summary Transfer		-26,119.22	
12/20/2010	(UB) Billing Summary Transfer		-457.33	
12/7/2010	(UB) Billing Summary Transfer		-8,074.13	
12/7/2010	(UB) Billing Summary Transfer		-232.51	
12/23/2010	(UB) Billing Summary Transfer		-20,291.73	
12/23/2010	(UB) Billing Summary Transfer		-123.96	
12/21/2010	(UB) Billing Summary Transfer		-4,166.51	
12/21/2010	(UB) Billing Summary Transfer		-122.74	
12/27/2010	(UB) Billing Summary Transfer		-11,190.28	
12/27/2010	(UB) Billing Summary Transfer		-326.92	
12/20/2010	(UB) Billing Summary Transfer		-250.76	
12/1/2010	(UB) Billing Summary Transfer		-3,080.27	
12/1/2010	(UB) Billing Summary Transfer		-88.74	
12/28/2010	(UB) Billing Summary Transfer		-3,673.03	
12/28/2010	(UB) Billing Summary Transfer		-107.20	
12/1/2010	(UB) Billing Summary Transfer		-35.93	
12/23/2010	(UB) Billing Summary Transfer		-31.51	
12/3/2010	(UB) Billing Summary Transfer		-3,606.75	
12/3/2010	(UB) Billing Summary Transfer		-101.68	
12/3/2010	(UB) Billing Summary Transfer		-74.18	
12/9/2010	(UB) Billing Summary Transfer		-21,823.57	
12/9/2010	(UB) Billing Summary Transfer		-646.47	
12/9/2010	(UB) Billing Summary Transfer		-76.58	
12/16/2010	(UB) Billing Summary Transfer		-902.12	
12/16/2010	(UB) Billing Summary Transfer		-22.43	
12/14/2010	(UB) Billing Summary Transfer		-4,737.16	
12/14/2010	(UB) Billing Summary Transfer		-130.70	
12/2/2010	(UB) Billing Summary Transfer		-4,810.73	
12/2/2010	(UB) Billing Summary Transfer		-133.37	
12/2/2010	(UB) Billing Summary Transfer		-18.23	
12/13/2010	(UB) Billing Summary Transfer		-17.62	
12/15/2010	(UB) Billing Summary Transfer		-5,990.01	
12/15/2010	(UB) Billing Summary Transfer		-168.15	
12/27/2010	(UB) Billing Summary Transfer		-86.09	
12/22/2010	(UB) Billing Summary Transfer		-2,506.57	
12/22/2010	(UB) Billing Summary Transfer		-76.94	
12/17/2010	(UB) Billing Summary Transfer		-43.30	
12/28/2010	(UB) Billing Summary Transfer		-71.65	

**Cannonsburg Water District
Detailed Trial Balance
Entries From 1/1/2010 Through 12/31/2010**

Account	Description Transactions-Date	Debit	Credit	Ending Balance
141-000	Water Cust Accts Receviab(Cont'd)			
12/8/2010	(UB) Billing Summary Transfer		-88.44	
12/9/2010	(UB) Billing Summary Transfer		-82.90	
12/27/2010	(UB) Billing Summary Transfer		-190.42	
12/29/2010	(UB) Billing Summary Transfer		-1,690.97	
12/29/2010	(UB) Billing Summary Transfer		-51.41	
12/29/2010	(UB) Billing Summary Transfer		-32.94	
12/15/2010	(UB) Billing Summary Transfer		-108.99	
12/6/2010	(UB) Billing Summary Transfer		-100.22	
12/28/2010	(UB) Billing Summary Transfer		-23.73	
12/28/2010	(UB) Billing Summary Transfer		-46.79	
12/14/2010	(UB) Billing Summary Transfer		-14.57	
12/8/2010	(UB) Billing Summary Transfer		-35.53	
12/14/2010	(UB) Billing Summary Transfer		-56.74	
12/20/2010	(UB) Billing Summary Transfer		-231.96	
12/23/2010	(UB) Billing Summary Transfer		-100.10	
12/2/2010	(UB) Billing Summary Transfer		-51.32	
12/22/2010	(UB) Billing Summary Transfer		-69.99	
12/7/2010	(UB) Billing Summary Transfer		-59.81	
12/2/2010	(UB) Billing Summary Transfer		-71.79	
12/13/2010	(UB) Billing Summary Transfer		-317.12	
12/21/2010	(UB) Billing Summary Transfer		-54.75	
12/30/2010	(UB) Billing Summary Transfer		-371.22	
12/30/2010	(UB) Billing Summary Transfer		-11.30	
12/10/2010	(UB) Billing Summary Transfer		-53.57	
12/30/2010	(UB) Billing Summary Transfer		-13.98	
12/21/2010	(UB) Billing Summary Transfer		-42.32	
12/20/2010	(UB) Billing Summary Transfer		-177.10	
12/17/2010	(UB) Billing Summary Transfer		-45.00	
12/10/2010	(UB) Billing Summary Transfer		-73.49	
12/15/2010	(UB) Billing Summary Transfer		-9.93	
12/6/2010	(UB) Billing Summary Transfer		-6.38	
12/7/2010	(UB) Billing Summary Transfer		-7.47	
12/9/2010	(UB) Billing Summary Transfer		-1,053.70	
12/1/2010	(UB) Billing Summary Transfer		-33.76	
12/29/2010	(UB) Billing Summary Transfer		-19.33	
12/14/2010	(UB) Billing Summary Transfer		-116.71	
12/1/2010	(UB) Billing Summary Transfer		-82.90	
12/21/2010	(UB) Billing Summary Transfer		-18.32	
12/16/2010	(UB) Billing Summary Transfer		-38.93	
12/27/2010	(UB) Billing Summary Transfer		-72.53	
12/8/2010	(UB) Billing Summary Transfer		-192.79	
12/23/2010	(UB) Billing Summary Transfer		-49.68	
12/7/2010	(UB) Billing Summary Transfer		-10.01	
12/20/2010	(UB) Billing Summary Transfer		-17.10	
12/15/2010	(UB) Billing Summary Transfer		-10.57	
12/22/2010	(UB) Billing Summary Transfer		-1.03	
12/13/2010	(UB) Billing Summary Transfer		-1.81	
12/22/2010	(UB) Billing Summary Transfer		-18.54	
12/23/2010	(UB) Billing Summary Transfer		-26.54	
12/29/2010	(UB) Billing Summary Transfer		-22.79	
12/15/2010	(UB) Billing Summary Transfer		-26.52	
12/3/2010	(UB) Billing Summary Transfer		-3.85	
12/10/2010	(UB) Billing Summary Transfer		-14.55	

**Cannonsburg Water District
Detailed Trial Balance
Entries From 1/1/2010 Through 12/31/2010**

Account	Description Transactions-Date	Debit	Credit	Ending Balance
=====				
141-000	Water Cust Accts Receiab(Cont'd)			
12/3/2010	(UB) Billing Summary Transfer		-4.30	
12/7/2010	(UB) Billing Summary Transfer		-112.21	
12/29/2010	(UB) Billing Summary Transfer		-1.12	
12/23/2010	(UB) Billing Summary Transfer		-0.91	
12/27/2010	(UB) Billing Summary Transfer		-31.52	
12/21/2010	(UB) Billing Summary Transfer		-0.30	
12/17/2010	(UB) Billing Summary Transfer		-52.90	
12/30/2010	(UB) Billing Summary Transfer	2,467.96		
12/9/2010	(UB) Billing Summary Transfer	1.03		
12/15/2010	(UB) Billing Summary Transfer	1.03		
12/30/2010	(UB) Billing Summary Transfer	4,027.21		
12/2/2010	(UB) Billing Summary Transfer	4.72		
12/29/2010	(UB) Billing Summary Transfer	4.74		
12/15/2010	(UB) Billing Summary Transfer	6.21		
12/9/2010	(UB) Billing Summary Transfer	2.81		
12/6/2010	(UB) Billing Summary Transfer	2.13		
12/22/2010	(UB) Billing Summary Transfer	2.35		
12/13/2010	(UB) Billing Summary Transfer	1.58		
12/7/2010	(UB) Billing Summary Transfer	2.61		
12/21/2010	(UB) Billing Summary Transfer	1.59		
12/28/2010	(UB) Billing Summary Transfer	0.50		
12/27/2010	(UB) Billing Summary Transfer	0.70		
12/30/2010	(UB) Billing Summary Transfer	161,417.92		
12/2/2010	(UB) Billing Summary Transfer	156.84		
12/15/2010	(UB) Billing Summary Transfer	206.78		
12/9/2010	(UB) Billing Summary Transfer	93.54		
12/29/2010	(UB) Billing Summary Transfer	174.74		
12/22/2010	(UB) Billing Summary Transfer	78.18		
12/6/2010	(UB) Billing Summary Transfer	70.74		
12/13/2010	(UB) Billing Summary Transfer	52.66		
12/7/2010	(UB) Billing Summary Transfer	86.72		
12/21/2010	(UB) Billing Summary Transfer	52.90		
12/27/2010	(UB) Billing Summary Transfer	23.42		
12/28/2010	(UB) Billing Summary Transfer	16.60		
12/31/2010	(CR) UMSWIN Summary Transfer		-208.99	
12/31/2010	(JE) returned cks	125.67		
12/8/2010	(JE) ck# 2132 m taylor 15351	32.90		
12/8/2010	(JE) ck# 2133 a deweese 10537	32.26		
12/31/2010	(JE) ae accts rec	92,193.09		
141-000	ACCOUNT TOTAL	1,521,908.32	-1,404,807.64	315,687.16
<hr/>				
142-000	Line Extension Rec	P Bal	16,573.60	
12/31/2010	(JE) ae line ext rec		-16,573.60	
142-000	ACCOUNT TOTAL		-16,573.60	0.00
<hr/>				
142-100	Line Ext Rec Hickory Poin	P Bal	0.00	
1/14/2010	(JE) ck# 7820 c i thornburg	1,892.87		
11/30/2010	(JE) hickory pointe		-1,892.87	
142-100	ACCOUNT TOTAL	1,892.87	-1,892.87	0.00

**Cannonsburg Water District
Detailed Trial Balance
Entries From 1/1/2010 Through 12/31/2010**

Account	Description Transactions-Date		Debit	Credit	Ending Balance
143-000	Accumulated Provisions of	P Bal		-4,327.82	
1/1/2010	(JE) adjusting entry #14		1,944.69		
12/31/2010	(JE) to write off bad debts			-3,610.83	
12/31/2010	(JE) ae acc provis		1,944.69		
143-000	ACCOUNT TOTAL		3,889.38	-3,610.83	-4,049.27
151-000	Plant Material & Supplies	P Bal	138,308.11		
12/31/2010	(JE) 2009 inventory			-138,308.11	
12/31/2010	(JE) 2010 inventory		142,908.90		
12/31/2010	(JE) ae plant mat			-2,364.28	
151-000	ACCOUNT TOTAL		142,908.90	-140,672.39	140,544.62
162-000	Pre Payments	P Bal	1,115.00		
6/17/2010	(AP) SPATIALDAT Spatial Data I		500.00		
7/31/2010	(JE) add void ck# 8178 sdi			-500.00	
8/31/2010	(AP) A/P Summary Transfer		1,320.00		
12/31/2010	(JE) ae pre pymts		3,601.80		
162-000	ACCOUNT TOTAL		5,421.80	-500.00	6,036.80
215-000	Unappropriated Retained E	P Bal		-976,221.99	
12/31/2010	(JE) ae unappro ret			-55,040.32	
215-000	ACCOUNT TOTAL		0.00	-55,040.32	-1,031,262.31
221-000	Bonds FHA 9102	P Bal		-95,000.00	
6/22/2010	(JE) trust remittance		1,000.00		
12/21/2010	(JE) trust remittance		1,000.00		
12/10/2010	(JE) ck# 1050 usda		20,000.00		
221-000	ACCOUNT TOTAL		22,000.00	0.00	-73,000.00
222-100	KY RWFC Variable Bond	P Bal		-345,999.95	
1/21/2010	(JE) JAN TRUST & REMITTANCE L		1,000.00		
2/23/2010	(JE) feb trust & remittance		1,000.00		
3/23/2010	(JE) TRUST REMITTANCE		1,000.00		
4/21/2010	(JE) trust remittance		1,000.00		
5/21/2010	(JE) trust remittance loan		1,000.00		
7/21/2010	(JE) trust remittance		1,000.00		
8/23/2010	(JE) TRUST REMITTANCE		1,000.00		
9/21/2010	(JE) trust & remittance		1,000.00		
10/21/2010	(JE) OCT TRUST REMITTANCE		1,000.00		
11/23/2010	(JE) trust & remittance loan		1,000.00		
222-100	ACCOUNT TOTAL		10,000.00	0.00	-335,999.95
231-000	Accounts Payable	P Bal		-127,416.43	
1/6/2010	(AP) KYRETIREME KY Retirement			-9,758.00	
1/14/2010	(AP) WELLS Wells Group, LLC			-462.00	
1/14/2010	(AP) WOODFORD Woodford Oil Com			-55.87	
1/14/2010	(AP) CTS CTS			-109.22	
1/14/2010	(AP) KYPOWERCO KY Power Compan			-762.04	
1/14/2010	(AP) KYPOWERCO KY Power Compan			-237.95	
1/14/2010	(AP) KYPOWERCO KY Power Compan			-214.44	
1/14/2010	(AP) KYPOWERCO KY Power Compan			-174.33	
1/14/2010	(AP) KYPOWERCO KY Power Compan			-135.27	
1/14/2010	(AP) KYPOWERCO KY Power Compan			-64.82	
1/14/2010	(AP) CTS CTS			-109.22	

**Cannonsburg Water District
Detailed Trial Balance
Entries From 1/1/2010 Through 12/31/2010**

Account	Description Transactions-Date	Debit	Credit	Ending Balance
=====	=====	=====	=====	=====
231-000	Accounts Payable(Cont'd)			
1/14/2010	(AP) KYPOWERCO KY Power Compan		-12.92	
1/14/2010	(AP) COLUMBIAGA Columbia Gas		-278.09	
1/14/2010	(AP) COLUMBIAGA Columbia Gas		-88.62	
1/14/2010	(AP) ELMAFINANC Elan Financial		-2,676.71	
1/6/2010	(AP) 7804 KY Retirement System	9,758.00		
1/14/2010	(AP) 7808 Wells Group, LLC	462.00		
1/14/2010	(AP) 7809 Woodford Oil Company	55.87		
1/14/2010	(AP) 7810 CTS	109.22		
1/14/2010	(AP) 7811 KY Power Company	64.82		
1/14/2010	(AP) 7811 KY Power Company	762.04		
1/14/2010	(AP) 7811 KY Power Company	237.95		
1/14/2010	(AP) 7811 KY Power Company	214.44		
1/14/2010	(AP) 7811 KY Power Company	174.33		
1/14/2010	(AP) 7811 KY Power Company	135.27		
1/14/2010	(AP) 7811 KY Power Company	64.82		
1/14/2010	(AP) 7811 KY Power Company	12.92		
1/14/2010	(AP) 7812 Columbia Gas	278.09		
1/14/2010	(AP) 7812 Columbia Gas	88.62		
1/14/2010	(AP) 7810 CTS	109.22		
1/14/2010	(AP) 7813 Elan Financial Servi	2,676.71		
1/14/2010	(AP) ASHWATER Ashland Water		-93,965.13	
1/14/2010	(AP) BIGSANDYWA Big Sandy Wate		-1,069.42	
1/14/2010	(AP) GILLUMSERV Gillums Servic		-1.56	
1/14/2010	(AP) HELTONAUTO Helton Auto Su		-35.30	
1/14/2010	(AP) HELTONAUTO Helton Auto Su		-3.10	
1/14/2010	(AP) KYUNDERGR KY Underground		-42.00	
1/14/2010	(AP) SCIOTOBLOC Scioto Block		-451.80	
1/14/2010	(AP) CITHORN C.I. Thornburg Co		-67.50	
1/14/2010	(AP) CITHORN C.I. Thornburg Co		-1,892.87	
1/14/2010	(AP) CITHORN C.I. Thornburg Co		-108.50	
1/14/2010	(AP) CITHORN C.I. Thornburg Co		-1,725.00	
1/14/2010	(AP) CITHORN C.I. Thornburg Co		-1,432.98	
1/14/2010	(AP) CITHORN C.I. Thornburg Co		-220.00	
1/14/2010	(AP) AQUISCOMM Aquis Communica		-36.41	
1/14/2010	(AP) USPS US Postal Service		-2,000.00	
1/14/2010	(AP) STATEELECT State Electric		-6.54	
1/14/2010	(AP) KYHOMESUP KY Home Supply		-6.57	
1/14/2010	(AP) KYHOMESUP KY Home Supply		-1.99	
1/14/2010	(AP) KYSTATETRE KY State Treas		-2,041.94	
1/14/2010	(AP) QUILL Quill		-42.87	
1/14/2010	(AP) QUILL Quill		-243.41	
1/14/2010	(AP) BOYDCOFISC Boyd Co. Fisca		-1,318.54	
1/14/2010	(AP) CINTASFIRS Cintas First A		-37.00	
1/14/2010	(AP) HARTSANITA Hart Sanitatio		-50.00	
1/14/2010	(AP) TAYLORREAD Taylor Ready M		-283.37	
1/14/2010	(AP) CHASEAUTO Chase Auto Fina		-346.27	
1/14/2010	(AP) TOSHIBAAME Toshiba Americ		-347.69	
1/14/2010	(AP) DANNYSTRIC Danny Strickla		-149.32	
1/14/2010	(AP) HOMEFEDERA Home Federal S		-772.27	
1/14/2010	(AP) TRISTATEIN Tri-State Indu		-144.70	
1/14/2010	(AP) CLAYTIRE Clay Tire Sales,		-15.00	
1/21/2010	(AP) DIVCHILD Division of Chil		-162.92	
1/28/2010	(AP) CTS CTS		-109.22	

**Cannonsburg Water District
Detailed Trial Balance
Entries From 1/1/2010 Through 12/31/2010**

Account	Description Transactions-Date	Debit	Credit	Ending Balance
=====	=====	=====	=====	=====
231-000	Accounts Payable(Cont'd)			
1/28/2010	(AP) CTS CTS		-109.22	
1/28/2010	(AP) KYPOWERCO KY Power Compan		-103.49	
1/28/2010	(AP) KYPOWERCO KY Power Compan		-20.45	
1/28/2010	(AP) KYPOWERCO KY Power Compan		-12.94	
1/14/2010	(AP) KYPOWERCO KY Power Compan		-12.40	
1/28/2010	(AP) SUPERIORSU Superior Suppl		-26.00	
1/28/2010	(AP) DELTADENTA Delta Dental		-637.80	
1/28/2010	(AP) ASHOFFICE Ashland Office		-34.99	
1/28/2010	(AP) ANTHEMLIFE Anthem Life		-563.49	
1/28/2010	(AP) SCOTTGROSS Scot Gross Co.		-9.79	
1/28/2010	(AP) SCOTTGROSS Scot Gross Co.		-6.25	
1/28/2010	(AP) KYHOMESUP KY Home Supply		-4.39	
1/28/2010	(AP) KYHOMESUP KY Home Supply		-9.29	
1/28/2010	(AP) KYHOMESUP KY Home Supply		-3.47	
1/28/2010	(AP) ARMSTRONG Armstrong		-285.06	
1/28/2010	(AP) NEXTEL Nextel		-567.13	
1/28/2010	(AP) JOHNCLARK John W. Clark O		-1,581.28	
1/28/2010	(AP) JOHNCLARK John W. Clark O		-232.15	
1/28/2010	(AP) JOHNCLARK John W. Clark O		-328.91	
1/28/2010	(AP) JOHNCLARK John W. Clark O		-197.60	
1/28/2010	(AP) JOHNCLARK John W. Clark O		-138.01	
1/28/2010	(AP) JOHNCLARK John W. Clark O		-85.65	
1/28/2010	(AP) JOHNCLARK John W. Clark O		-238.45	
1/28/2010	(AP) COMPHOUSE Computer House		-1,258.98	
1/28/2010	(AP) DANNYSGAR Dannys Garage		-118.93	
1/28/2010	(AP) TRISTATEIN Tri-State Indu		-144.70	
1/14/2010	(AP) 7816 Gillums Service & Re	1.56		
1/14/2010	(AP) 7817 Helton Auto Supply	35.30		
1/14/2010	(AP) 7817 Helton Auto Supply	3.10		
1/14/2010	(AP) 7818 KY Underground	42.00		
1/14/2010	(AP) 7819 Scioto Block	451.80		
1/14/2010	(AP) 7820 C.I. Thornburg Co. I	67.50		
1/14/2010	(AP) 7820 C.I. Thornburg Co. I	1,892.87		
1/14/2010	(AP) 7820 C.I. Thornburg Co. I	108.50		
1/14/2010	(AP) 7812 Columbia Gas	88.62		
1/14/2010	(AP) 7813 Elan Financial Servi	2,676.71		
1/14/2010	(AP) 7814 Ashland Water	93,965.13		
1/14/2010	(AP) 7820 C.I. Thornburg Co. I	1,725.00		
1/14/2010	(AP) 7820 C.I. Thornburg Co. I	1,432.98		
1/14/2010	(AP) 7820 C.I. Thornburg Co. I	220.00		
1/14/2010	(AP) 7815 Big Sandy Water Dist	1,069.42		
1/14/2010	(AP) 7821 Aquis Communications	36.41		
1/14/2010	(AP) 7822 US Postal Service	2,000.00		
1/14/2010	(AP) 7823 State Electric Suppl	6.54		
1/14/2010	(AP) 7824 KY Home Supply	6.57		
1/14/2010	(AP) 7824 KY Home Supply	1.99		
1/14/2010	(AP) 7825 KY State Treasurer	2,041.94		
1/14/2010	(AP) 7826 Quill	42.87		
1/14/2010	(AP) 7826 Quill	243.41		
1/14/2010	(AP) 7827 Boyd Co. Fiscal Cour	1,318.54		
1/14/2010	(AP) 7828 Cintas First Aid & S	37.00		
1/14/2010	(AP) 7829 Hart Sanitation, Inc	50.00		
1/14/2010	(AP) 7830 Taylor Ready Mix	283.37		

Cannonsburg Water District
Detailed Trial Balance
Entries From 1/1/2010 Through 12/31/2010

Account	Description Transactions-Date	Debit	Credit	Ending Balance
231-000	Accounts Payable(Cont'd)			
1/14/2010	(AP) 7831 Chase Auto Finance	346.27		
1/14/2010	(AP) 7832 Toshiba America Info	347.69		
1/14/2010	(AP) 7834 Danny Strickland	149.32		
1/14/2010	(AP) 7833 Home Federal Savings	772.27		
1/14/2010	(AP) 7835 Tri-State Industrial	144.70		
1/14/2010	(AP) 7836 Clay Tire Sales, Inc	15.00		
1/21/2010	(AP) 7837 Division of Child Su	162.92		
1/28/2010	(AP) 7841 CTS	109.22		
1/28/2010	(AP) 7841 CTS	109.22		
1/28/2010	(AP) 7842 KY Power Company	103.49		
1/28/2010	(AP) 7842 KY Power Company	20.45		
1/28/2010	(AP) 7842 KY Power Company	12.94		
1/14/2010	(AP) 7842 KY Power Company	12.40		
1/28/2010	(AP) 7843 Superior Supply, Inc	26.00		
1/28/2010	(AP) 7844 Delta Dental	637.80		
1/28/2010	(AP) 7845 Ashland Office Suppl	34.99		
1/28/2010	(AP) 7846 Anthem Life	563.49		
1/28/2010	(AP) 7847 Scot Gross Co., Inc.	9.79		
1/28/2010	(AP) 7847 Scot Gross Co., Inc.	6.25		
1/28/2010	(AP) 7848 KY Home Supply	4.39		
1/28/2010	(AP) 7848 KY Home Supply	9.29		
1/28/2010	(AP) 7848 KY Home Supply	3.47		
1/28/2010	(AP) 7849 Armstrong	285.06		
1/28/2010	(AP) 7850 Nextel	567.13		
1/28/2010	(AP) 7851 John W. Clark Oil Co	1,581.28		
1/28/2010	(AP) 7851 John W. Clark Oil Co	232.15		
1/28/2010	(AP) 7851 John W. Clark Oil Co	328.91		
1/28/2010	(AP) 7851 John W. Clark Oil Co	197.60		
1/28/2010	(AP) 7851 John W. Clark Oil Co	138.01		
1/28/2010	(AP) 7851 John W. Clark Oil Co	85.65		
1/28/2010	(AP) 7851 John W. Clark Oil Co	238.45		
1/28/2010	(AP) 7852 Computer House Calls	1,258.98		
1/28/2010	(AP) 7853 Dannys Garage	118.93		
1/28/2010	(AP) 7854 Tri-State Industrial	144.70		
1/14/2010	(JE) ck# 7811 ky power correc		-64.82	
1/14/2010	(JE) ck# 7813 elan correction		-2,676.71	
1/14/2010	(JE) ck# 7812 columbia gas co		-88.62	
1/21/2010	(JE) correct 1/21/10 pyrl pos		-0.42	
1/1/2010	(JE) transfer to 231	108,923.73		
1/31/2010	(JE) ck# 7804 ky retirement 1	9,758.00		
1/1/2010	(JE) transfer from 231	9,545.52		
1/1/2010	(JE) EMPLOYEE GAS	1,495.40		
1/1/2010	(JE) PENSION CORRECTION		-2,305.80	
2/8/2010	(AP) KYRETIRE KY Retirement Sy		-4,561.21	
2/12/2010	(AP) ROBERTMCGU ROBERT MCGUIRE		-262.20	
2/12/2010	(AP) CTS CTS		-109.22	
2/12/2010	(AP) CTS CTS		-109.22	
2/12/2010	(AP) CTS CTS		-109.22	
2/12/2010	(AP) KYPOWERCO KY Power Compan		-2,929.33	
2/12/2010	(AP) KYPOWERCO KY Power Compan		-277.05	
2/12/2010	(AP) KYPOWERCO KY Power Compan		-218.93	
2/12/2010	(AP) COLUMBIAGA Columbia Gas		-249.26	
2/12/2010	(AP) COLUMBIAGA Columbia Gas		-97.97	

**Cannonsburg Water District
Detailed Trial Balance
Entries From 1/1/2010 Through 12/31/2010**

Account	Description Transactions-Date	Debit	Credit	Ending Balance
=====	=====	=====	=====	=====
231-000	Accounts Payable(Cont'd)			
2/12/2010	(AP) COLUMBIAGA Columbia Gas		-44.14	
2/12/2010	(AP) ELANFINANC Elan Financial		-2,058.47	
2/12/2010	(AP) WHAYNESUPP Wayne Supply		-902.00	
2/12/2010	(AP) ASHOFFICE Ashland Office		-34.99	
2/12/2010	(AP) BIGSANDYWA Big Sandy Wate		-14.46	
2/12/2010	(AP) BIGSANDYWA Big Sandy Wate		-540.23	
2/12/2010	(AP) GENERALSAL General Sales		-28.77	
2/12/2010	(AP) GILLUMSERV Gillums Servic		-2.80	
2/12/2010	(AP) HELTONAUTO Helton Auto Su		-27.80	
2/12/2010	(AP) HELTONAUTO Helton Auto Su		-11.07	
2/12/2010	(AP) MSUWATER MSU Water Testin		-2,120.00	
2/12/2010	(AP) CITHORN C.I. Thornburg Co		-402.35	
2/12/2010	(AP) CITHORN C.I. Thornburg Co		-375.12	
2/12/2010	(AP) AQUISCOMM Aquis Communica		-36.41	
2/12/2010	(AP) SCOTTGROSS Scot Gross Co.		-106.32	
2/12/2010	(AP) KYSTATETRE KY State Treas		-1,031.14	
2/12/2010	(AP) QUILL Quill		-299.36	
2/12/2010	(AP) ANTHEMBLUE Antthm Blue Cr		-16,932.85	
2/12/2010	(AP) CINTASFIRS Cintas First A		-73.75	
2/12/2010	(AP) HARTSANITA Hart Sanitatio		-50.00	
2/12/2010	(AP) TOSHIBAFIN Toshiba Financ		-347.69	
2/12/2010	(AP) HOMEFEDERA Home Federal S		-772.27	
2/12/2010	(AP) DANNYSGAR Dannys Garage		-223.65	
2/12/2010	(AP) PERSONALCO Personal Conce		-40.95	
2/12/2010	(AP) RONGAMBILL Ron Gambill		-141.68	
2/12/2010	(AP) AMSOILINC Amsoil Inc 7741		-428.95	
2/12/2010	(AP) PREMIER Premier Precast P		-5,827.17	
2/18/2010	(AP) DIVCHILD Division of Chil		-162.92	
2/19/2010	(AP) CTS CTS		-109.22	
2/19/2010	(AP) KYPOWERCO KY Power Compan		-884.86	
2/19/2010	(AP) KYPOWERCO KY Power Compan		-206.98	
2/19/2010	(AP) KYPOWERCO KY Power Compan		-122.99	
2/19/2010	(AP) KYPOWERCO KY Power Compan		-61.65	
2/19/2010	(AP) KYPOWERCO KY Power Compan		-13.27	
2/19/2010	(AP) KYPOWERCO KY Power Compan		-12.81	
2/19/2010	(AP) KYPOWERCO KY Power Compan		-17.85	
2/19/2010	(AP) ASHWATER Ashland Water		-84,477.45	
2/19/2010	(AP) HELTONAUTO Helton Auto Su		-14.35	
2/19/2010	(AP) HELTONAUTO Helton Auto Su		-15.99	
2/19/2010	(AP) QUILL Quill		-97.41	
2/19/2010	(AP) BLUEGRASS Bluegrass Align		-60.00	
2/19/2010	(AP) JOHNCLARK John W. Clark O		-62.57	
2/19/2010	(AP) JOHNCLARK John W. Clark O		-77.72	
2/19/2010	(AP) JOHNCLARK John W. Clark O		-79.24	
2/8/2010	(AP) 7856 KY Retirement System	4,561.21		
2/12/2010	(AP) 7680 ROBERT MCGUIRE	262.20		
2/12/2010	(AP) 7681 CTS	109.22		
2/12/2010	(AP) 7681 CTS	109.22		
2/12/2010	(AP) 7681 CTS	109.22		
2/12/2010	(AP) 7682 KY Power Company	2,929.33		
2/12/2010	(AP) 7682 KY Power Company	277.05		
2/12/2010	(AP) 7682 KY Power Company	218.93		
2/12/2010	(AP) 7683 Columbia Gas	249.26		

**Cannonsburg Water District
Detailed Trial Balance
Entries From 1/1/2010 Through 12/31/2010**

Account	Description Transactions-Date	Debit	Credit	Ending Balance
=====				
231-000	Accounts Payable(Cont'd)			
2/12/2010	(AP) 7683 Columbia Gas	97.97		
2/12/2010	(AP) 7683 Columbia Gas	44.14		
2/12/2010	(AP) 7684 Elan Financial Servi	2,058.47		
2/12/2010	(AP) 7685 Whayne Supply Compan	902.00		
2/12/2010	(AP) 7686 Ashland Office Suppl	34.99		
2/12/2010	(AP) 7687 Big Sandy Water Dist	14.46		
2/12/2010	(AP) 7687 Big Sandy Water Dist	540.23		
2/12/2010	(AP) 7688 General Sales Co.	28.77		
2/12/2010	(AP) 7689 Gillums Service & Re	2.80		
2/12/2010	(AP) 7690 Helton Auto Supply	27.80		
2/12/2010	(AP) 7690 Helton Auto Supply	11.07		
2/12/2010	(AP) 7691 MSU Water Testing La	2,120.00		
2/12/2010	(AP) 7692 C.I. Thornburg Co. I	402.35		
2/12/2010	(AP) 7692 C.I. Thornburg Co. I	375.12		
2/12/2010	(AP) 7693 Aquis Communications	36.41		
2/12/2010	(AP) 7694 Scot Gross Co., Inc.	106.32		
2/12/2010	(AP) 7695 KY State Treasurer	1,031.14		
2/12/2010	(AP) 7696 Quill	299.36		
2/12/2010	(AP) 7697 Anthm Blue Cross Bl	16,932.85		
2/12/2010	(AP) 7698 Cintas First Aid & S	73.75		
2/12/2010	(AP) 7699 Hart Sanitation, Inc	50.00		
2/12/2010	(AP) 7700 Toshiba Financial Se	347.69		
2/12/2010	(AP) 7701 Home Federal Savings	772.27		
2/12/2010	(AP) 7702 Dannys Garage	223.65		
2/12/2010	(AP) 7703 Personal Concepts	40.95		
2/12/2010	(AP) 7704 Ron Gambill	141.68		
2/12/2010	(AP) 389 Amsoil Inc 774148	428.95		
2/12/2010	(AP) 7706 Premier Precast Prod	5,827.17		
2/18/2010	(AP) 7887 Division of Child Su	162.92		
2/19/2010	(AP) 7891 CTS	109.22		
2/19/2010	(AP) 7892 KY Power Company	884.86		
2/19/2010	(AP) 7892 KY Power Company	206.98		
2/19/2010	(AP) 7892 KY Power Company	122.99		
2/19/2010	(AP) 7892 KY Power Company	61.65		
2/19/2010	(AP) 7892 KY Power Company	13.27		
2/19/2010	(AP) 7892 KY Power Company	12.81		
2/19/2010	(AP) 7892 KY Power Company	17.85		
2/19/2010	(AP) 7893 Ashland Water	84,477.45		
2/19/2010	(AP) 14 Helton Auto Supply	14.35		
2/19/2010	(AP) 7894 Helton Auto Supply	15.99		
2/19/2010	(AP) 7895 Quill	97.41		
2/19/2010	(AP) 7896 Bluegrass Alignment	60.00		
2/19/2010	(AP) 7897 John W. Clark Oil Co	62.57		
2/19/2010	(AP) 7897 John W. Clark Oil Co	77.72		
2/19/2010	(AP) 7897 John W. Clark Oil Co	79.24		
3/4/2010	(AP) DIVCHILD Division of Chil		-162.92	
3/5/2010	(AP) WALMART Walmart		-94.51	
3/5/2010	(AP) CTS CTS		-109.22	
3/5/2010	(AP) CTS CTS		-109.22	
3/5/2010	(AP) KYPOWERCO KY Power Compan		-266.22	
3/5/2010	(AP) KYPOWERCO KY Power Compan		-104.35	
3/5/2010	(AP) KYPOWERCO KY Power Compan		-13.46	
3/5/2010	(AP) COLUMBIAGA Columbia Gas		-217.19	

**Cannonsburg Water District
Detailed Trial Balance
Entries From 1/1/2010 Through 12/31/2010**

Account	Description Transactions-Date	Debit	Credit	Ending Balance
=====	=====	=====	=====	=====
231-000	Accounts Payable(Cont'd)			
3/5/2010	(AP) COLUMBIAGA Columbia Gas		-98.60	
3/5/2010	(AP) COLUMBIAGA Columbia Gas		-41.07	
3/5/2010	(AP) DELTADENTA Delta Dental		-637.80	
3/5/2010	(AP) KYRETIREME KY Retirement		-6,532.89	
3/5/2010	(AP) ANTHEMLIFE Anthem Life		-565.29	
3/5/2010	(AP) BIGSANDYWA Big Sandy Wate		-268.52	
3/5/2010	(AP) HELTONAUTO Helton Auto Su		-50.75	
3/19/2010	(AP) VANDYKE Vandyke, Inc.		-398.00	
3/19/2010	(AP) SCOTTGROSS Scot Gross Co.		-32.45	
3/19/2010	(AP) ARMSTRONG Armstrong		-284.53	
3/19/2010	(AP) NEXTEL Nextel		-432.28	
3/19/2010	(AP) ANTHEMBLUE Anthm Blue Cr		-22,317.94	
3/19/2010	(AP) JOHNCLARK John W. Clark O		-866.94	
3/19/2010	(AP) JOHNCLARK John W. Clark O		-56.54	
3/19/2010	(AP) JOHNCLARK John W. Clark O		-92.72	
3/19/2010	(AP) JOHNCLARK John W. Clark O		-63.37	
3/19/2010	(AP) JOHNCLARK John W. Clark O		-110.64	
3/19/2010	(AP) JOHNCLARK John W. Clark O		-119.45	
3/19/2010	(AP) JOHNCLARK John W. Clark O		-87.23	
3/19/2010	(AP) TRISTATECU Tri State Culv		-442.20	
3/19/2010	(AP) CHASEAUTO Chase Auto Fina		-346.27	
3/19/2010	(AP) COMPHOUSE Computer House		-32.50	
3/19/2010	(AP) HOMEFEDERA Home Federal S		-772.27	
3/19/2010	(AP) PERFECTION Perfection Rub		-46.01	
3/19/2010	(AP) CTS CTS		-109.22	
3/19/2010	(AP) CTS CTS		-118.59	
3/19/2010	(AP) ROBERTMCGU ROBERT MCGUIRE		-275.00	
3/19/2010	(AP) KYPOWERCO KY Power Compan		-2,771.66	
3/19/2010	(AP) KYPOWERCO KY Power Compan		-758.81	
3/19/2010	(AP) KYPOWERCO KY Power Compan		-222.70	
3/19/2010	(AP) KYPOWERCO KY Power Compan		-192.01	
3/19/2010	(AP) KYPOWERCO KY Power Compan		-123.12	
3/19/2010	(AP) KYPOWERCO KY Power Compan		-19.31	
3/19/2010	(AP) KYPOWERCO KY Power Compan		-12.42	
3/19/2010	(AP) KYPOWERCO KY Power Compan		-12.75	
3/19/2010	(AP) KYPOWERCO KY Power Compan		-63.54	
3/5/2010	(AP) KYUNDERGR KY Underground		-29.54	
3/5/2010	(AP) CITHORN C.I. Thornburg Co		-250.00	
3/5/2010	(AP) CITHORN C.I. Thornburg Co		-356.55	
3/5/2010	(AP) AQUISCOMM Aquis Communica		-37.55	
3/5/2010	(AP) SCOTTGROSS Scot Gross Co.		-119.67	
3/5/2010	(AP) SCOTTGROSS Scot Gross Co.		-1,328.80	
3/5/2010	(AP) SCOTTGROSS Scot Gross Co.		-12.27	
3/5/2010	(AP) KYHOMESUP KY Home Supply		-29.63	
3/5/2010	(AP) KYSTATETRE KY State Treas		-1,526.06	
3/5/2010	(AP) ARMSTRONG Armstrong		-287.53	
3/5/2010	(AP) QUILL Quill		-57.45	
3/5/2010	(AP) QUILL Quill		-78.10	
3/5/2010	(AP) NEXTEL Nextel		-564.72	
3/5/2010	(AP) ANTHEMBLUE Anthm Blue Cr		-22,317.94	
3/5/2010	(AP) CINTASFIRS Cintas First A		-49.95	
3/5/2010	(AP) OFFICEDEPO Office Depot		-169.99	
3/5/2010	(AP) JOHNCLARK John W. Clark O		-520.38	

Cannonsburg Water District
Detailed Trial Balance
Entries From 1/1/2010 Through 12/31/2010

Account	Description Transactions-Date	Debit	Credit	Ending Balance
231-000	Accounts Payable(Cont'd)			
3/5/2010	(AP) JOHNCLARK John W. Clark O		-17.84	
3/5/2010	(AP) JOHNCLARK John W. Clark O		-144.11	
3/5/2010	(AP) JOHNCLARK John W. Clark O		-51.31	
3/5/2010	(AP) JOHNCLARK John W. Clark O		-179.67	
3/5/2010	(AP) JOHNCLARK John W. Clark O		-176.85	
3/5/2010	(AP) JOHNCLARK John W. Clark O		-72.27	
3/5/2010	(AP) HARTSANITA Hart Sanitatio		-60.00	
3/5/2010	(AP) CHASEAUTO Chase Auto Fina		-346.27	
3/5/2010	(AP) TOSHIBAFIN Toshiba Financ		-347.69	
3/18/2010	(AP) DIVCHILD Division of Chil		-162.92	
3/19/2010	(AP) ELANFINANC Elan Financial		-3,343.74	
3/19/2010	(AP) SUPERIORSU Superior Suppl		-9.50	
3/19/2010	(AP) ASHWATER Ashland Water		-94,113.65	
3/19/2010	(AP) ASHOFFICE Ashland Office		-9.46	
3/19/2010	(AP) ASHOFFICE Ashland Office		-5.85	
3/19/2010	(AP) BOWLINGFEE Bowling Feed &		-69.98	
3/19/2010	(AP) HELTONAUTO Helton Auto Su		-60.95	
3/19/2010	(AP) HELTONAUTO Helton Auto Su		-264.44	
3/19/2010	(AP) CITHORNBUR C I Thornburg		-137.29	
3/30/2010	(AP) CTS CTS		-116.99	
3/30/2010	(AP) KYPOWERCO KY Power Compan		-99.22	
3/30/2010	(AP) KYPOWERCO KY Power Compan		-13.51	
3/30/2010	(AP) COLUMBIAGA Columbia Gas		-34.25	
3/30/2010	(AP) DELTADENTA Delta Dental		-637.80	
3/30/2010	(AP) RICHADCROO Richard D. Cro		-54.69	
3/30/2010	(AP) ANTHEMLIFE Anthem Life		-565.29	
3/30/2010	(AP) GENERALSAL General Sales		-77.60	
3/30/2010	(AP) SERVICEPUM Service Pump &		-397.35	
3/30/2010	(AP) CITHORN C.I. Thornburg Co		-172.48	
3/30/2010	(AP) CITHORN C.I. Thornburg Co		-515.00	
3/30/2010	(AP) CITHORN C.I. Thornburg Co		-812.88	
3/30/2010	(AP) CITHORN C.I. Thornburg Co		-1,726.70	
3/30/2010	(AP) WILLIAMWAL William N Walt		-35.82	
3/30/2010	(AP) AQUISCOMM Aquis Communica		-36.41	
3/30/2010	(AP) UTILITYSER Utility Servic		-224.04	
3/30/2010	(AP) CONSOLIDAT Consolidated P		-867.50	
3/30/2010	(AP) CINTASFIRS Cintas First A		-40.30	
3/30/2010	(AP) JOHNCLARK John W. Clark O		-482.47	
3/30/2010	(AP) JOHNCLARK John W. Clark O		-48.94	
3/30/2010	(AP) JOHNCLARK John W. Clark O		-178.92	
3/30/2010	(AP) JOHNCLARK John W. Clark O		-133.60	
3/30/2010	(AP) JOHNCLARK John W. Clark O		-144.11	
3/30/2010	(AP) JOHNCLARK John W. Clark O		-91.45	
3/30/2010	(AP) JOHNCLARK John W. Clark O		-72.49	
3/30/2010	(AP) COMPHOUSE Computer House		-65.00	
3/30/2010	(AP) TOSHIBAAME Toshiba Americ		-347.69	
3/30/2010	(AP) HOMEFEDERA Home Federal S		-786.53	
3/30/2010	(AP) DANNYSGAR Dannys Garage		-160.00	
3/30/2010	(AP) PERSONALCO Personal Conce		-92.85	
3/31/2010	(AP) DIVCHILD Division of Chil		-162.92	
3/5/2010	(AP) 7907 KY Retirement System	6,532.89		
3/5/2010	(AP) 7908 Anthem Life	565.29		
3/5/2010	(AP) 7909 Big Sandy Water Dist	268.52		

**Cannonsburg Water District
Detailed Trial Balance
Entries From 1/1/2010 Through 12/31/2010**

Account	Description Transactions-Date	Debit	Credit	Ending Balance
=====	=====	=====	=====	=====
231-000	Accounts Payable(Cont'd)			
3/5/2010	(AP) 7910 Helton Auto Supply	50.75		
3/5/2010	(AP) 7911 KY Underground	29.54		
3/5/2010	(AP) 7912 C.I. Thornburg Co. I	250.00		
3/5/2010	(AP) 7912 C.I. Thornburg Co. I	356.55		
3/5/2010	(AP) 7913 Aquis Communications	37.55		
3/5/2010	(AP) 7914 Scot Gross Co., Inc.	119.67		
3/5/2010	(AP) 7914 Scot Gross Co., Inc.	1,328.80		
3/5/2010	(AP) 7914 Scot Gross Co., Inc.	12.27		
3/5/2010	(AP) 7915 KY Home Supply	29.63		
3/5/2010	(AP) 7916 KY State Treasurer	1,526.06		
3/5/2010	(AP) 7917 Armstrong	287.53		
3/5/2010	(AP) 7918 Quill	57.45		
3/5/2010	(AP) 7918 Quill	78.10		
3/5/2010	(AP) 7919 Nextel	564.72		
3/5/2010	(AP) 7920 Anthm Blue Cross Bl	22,317.94		
3/5/2010	(AP) 7921 Cintas First Aid & S	49.95		
3/5/2010	(AP) 7922 Office Depot	169.99		
3/5/2010	(AP) 7923 John W. Clark Oil Co	520.38		
3/5/2010	(AP) 7923 John W. Clark Oil Co	17.84		
3/5/2010	(AP) 7923 John W. Clark Oil Co	144.11		
3/5/2010	(AP) 7923 John W. Clark Oil Co	51.31		
3/5/2010	(AP) 7923 John W. Clark Oil Co	179.67		
3/5/2010	(AP) 7923 John W. Clark Oil Co	176.85		
3/5/2010	(AP) 7923 John W. Clark Oil Co	72.27		
3/4/2010	(AP) 7898 Division of Child Su	162.92		
3/5/2010	(AP) 7902 Walmart	94.51		
3/5/2010	(AP) 7903 CTS	109.22		
3/5/2010	(AP) 7903 CTS	109.22		
3/5/2010	(AP) 7904 KY Power Company	266.22		
3/5/2010	(AP) 7904 KY Power Company	104.35		
3/5/2010	(AP) 7904 KY Power Company	13.46		
3/5/2010	(AP) 7905 Columbia Gas	217.19		
3/5/2010	(AP) 7905 Columbia Gas	98.60		
3/5/2010	(AP) 7905 Columbia Gas	41.07		
3/5/2010	(AP) 7906 Delta Dental	637.80		
3/5/2010	(AP) 7924 Hart Sanitation, Inc	60.00		
3/5/2010	(AP) 7925 Chase Auto Finance	346.27		
3/5/2010	(AP) 7926 Toshiba Financial Se	347.69		
3/18/2010	(AP) 7927 Division of Child Su	162.92		
3/19/2010	(AP) 7935 Elan Financial Servi	3,343.74		
3/19/2010	(AP) 7936 Superior Supply, Inc	9.50		
3/19/2010	(AP) 7937 Ashland Water	94,113.65		
3/19/2010	(AP) 7938 Ashland Office Suppl	9.46		
3/19/2010	(AP) 7938 Ashland Office Suppl	5.85		
3/19/2010	(AP) 7939 Bowling Feed & Hardw	69.98		
3/19/2010	(AP) 7940 Helton Auto Supply	60.95		
3/19/2010	(AP) 7940 Helton Auto Supply	264.44		
3/19/2010	(AP) 7941 C I Thornburg Co	137.29		
3/19/2010	(AP) 7942 Vandyke, Inc.	398.00		
3/19/2010	(AP) 7943 Scot Gross Co., Inc.	32.45		
3/19/2010	(AP) 7944 Armstrong	284.53		
3/19/2010	(AP) 7945 Nextel	432.28		
3/19/2010	(AP) 7946 Anthm Blue Cross Bl	22,317.94		

**Cannonsburg Water District
Detailed Trial Balance
Entries From 1/1/2010 Through 12/31/2010**

Account	Description Transactions-Date	Debit	Credit	Ending Balance
231-000	Accounts Payable(Cont'd)			
3/19/2010	(AP) 7947 John W. Clark Oil Co	866.94		
3/19/2010	(AP) 7947 John W. Clark Oil Co	56.54		
3/19/2010	(AP) 7947 John W. Clark Oil Co	92.72		
3/19/2010	(AP) 7947 John W. Clark Oil Co	63.37		
3/19/2010	(AP) 7947 John W. Clark Oil Co	110.64		
3/19/2010	(AP) 7947 John W. Clark Oil Co	119.45		
3/19/2010	(AP) 7947 John W. Clark Oil Co	87.23		
3/19/2010	(AP) 7948 Tri State Culvert &	442.20		
3/19/2010	(AP) 7949 Chase Auto Finance	346.27		
3/19/2010	(AP) 7950 Computer House Calls	32.50		
3/19/2010	(AP) 7951 Home Federal Savings	772.27		
3/19/2010	(AP) 7931 Perfection Rubber an	46.01		
3/19/2010	(AP) 7932 CTS	109.22		
3/19/2010	(AP) 7932 CTS	118.59		
3/19/2010	(AP) 7933 ROBERT MCGUIRE	275.00		
3/19/2010	(AP) 7934 KY Power Company	2,771.66		
3/19/2010	(AP) 7934 KY Power Company	758.81		
3/19/2010	(AP) 7934 KY Power Company	222.70		
3/19/2010	(AP) 7934 KY Power Company	192.01		
3/19/2010	(AP) 7934 KY Power Company	123.12		
3/19/2010	(AP) 7934 KY Power Company	19.31		
3/19/2010	(AP) 7934 KY Power Company	12.42		
3/19/2010	(AP) 7934 KY Power Company	12.75		
3/19/2010	(AP) 7934 KY Power Company	63.54		
3/30/2010	(AP) 7955 CTS	116.99		
3/30/2010	(AP) 7956 KY Power Company	99.22		
3/30/2010	(AP) 7956 KY Power Company	13.51		
3/30/2010	(AP) 7957 Columbia Gas	34.25		
3/30/2010	(AP) 7958 Delta Dental	637.80		
3/30/2010	(AP) 7959 Richard D. Crookds	54.69		
3/30/2010	(AP) 7960 Anthem Life	565.29		
3/30/2010	(AP) 7961 General Sales Co.	77.60		
3/30/2010	(AP) 7962 Service Pump & Suppl	397.35		
3/30/2010	(AP) 7963 C.I. Thornburg Co. I	172.48		
3/30/2010	(AP) 7963 C.I. Thornburg Co. I	515.00		
3/30/2010	(AP) 7963 C.I. Thornburg Co. I	812.88		
3/30/2010	(AP) 7963 C.I. Thornburg Co. I	1,726.70		
3/30/2010	(AP) 7964 William N Walters	35.82		
3/30/2010	(AP) 7965 Aquis Communications	36.41		
3/30/2010	(AP) 7966 Utility Service & Su	224.04		
3/30/2010	(AP) 7967 Consolidated Pipe &	867.50		
3/30/2010	(AP) 7968 Cintas First Aid & S	40.30		
3/30/2010	(AP) 7969 John W. Clark Oil Co	482.47		
3/30/2010	(AP) 7969 John W. Clark Oil Co	48.94		
3/30/2010	(AP) 7969 John W. Clark Oil Co	178.92		
3/30/2010	(AP) 7969 John W. Clark Oil Co	133.60		
3/30/2010	(AP) 7969 John W. Clark Oil Co	144.11		
3/30/2010	(AP) 7969 John W. Clark Oil Co	91.45		
3/30/2010	(AP) 7969 John W. Clark Oil Co	72.49		
3/30/2010	(AP) 7970 Computer House Calls	65.00		
3/30/2010	(AP) 7971 Toshiba America Info	347.69		
3/30/2010	(AP) 7972 Home Federal Savings	786.53		
3/30/2010	(AP) 7973 Dannys Garage	160.00		

Cannonsburg Water District
Detailed Trial Balance
Entries From 1/1/2010 Through 12/31/2010

Account	Description Transactions-Date	Debit	Credit	Ending Balance
231-000	Accounts Payable(Cont'd)			
3/30/2010	(AP) 7974 Personal Concepts	92.85		
3/31/2010	(AP) 7975 Division of Child Su	162.92		
4/14/2010	(AP) CTS CTS		-116.99	
4/14/2010	(AP) COLUMBIAGA Columbia Gas		-211.29	
4/14/2010	(AP) COLUMBIAGA Columbia Gas		-75.66	
4/14/2010	(AP) BOYDCOFISC Boyd Co. Fisca		-1,048.50	
4/14/2010	(AP) KYREVENUE KY State Treasu		-2,167.13	
4/14/2010	(AP) HARTSANITA Hart Sanitatio		-50.00	
4/14/2010	(AP) BIGSANDYWA Big Sandy Wate		-251.13	
4/19/2010	(AP) KYPOWERCO KY Power Compan		-115.88	
4/19/2010	(AP) KYPOWERCO KY Power Compan		-83.40	
4/19/2010	(AP) KYPOWERCO KY Power Compan		-70.02	
4/19/2010	(AP) ARMSTRONG Armstrong		-287.11	
4/19/2010	(AP) ANTHEMBLUE Antthm Blue Cr		-22,317.94	
4/19/2010	(AP) CONSOLIDAT Consolidated P		-222.00	
4/19/2010	(AP) REHUFF R E Huff, Inc.		-250.00	
4/19/2010	(AP) SUNBELTREN Sunbelt Rental		-31.50	
4/19/2010	(AP) SUPERIORSU Superior Suppl		-30.90	
4/19/2010	(AP) SUPERIORSU Superior Suppl		-5.00	
4/19/2010	(AP) KYHOMESUP KY Home Supply		-3.86	
4/19/2010	(AP) KYHOMESUP KY Home Supply		-45.78	
4/19/2010	(AP) KYHOMESUP KY Home Supply		-3.79	
4/19/2010	(AP) TAYLORREAD Bluegrass Aggr		-170.64	
4/19/2010	(AP) TAYLORREAD Bluegrass Aggr		-135.15	
4/19/2010	(AP) KINGSMEDC Kings Daughters		-300.00	
4/19/2010	(AP) CITHORN C.I. Thornburg Co		-1,835.72	
4/19/2010	(AP) CITHORN C.I. Thornburg Co		-125.68	
4/19/2010	(AP) CITHORN C.I. Thornburg Co		-120.00	
4/19/2010	(AP) CITHORN C.I. Thornburg Co		-1,511.02	
4/19/2010	(AP) CITHORN C.I. Thornburg Co		-570.08	
4/19/2010	(AP) CITHORN C.I. Thornburg Co		-642.00	
4/19/2010	(AP) CITHORN C.I. Thornburg Co		-5,469.33	
4/19/2010	(AP) RICHADCROO Richard J. Cro		-57.12	
4/19/2010	(AP) USPS US Postal Service		-2,000.00	
4/19/2010	(AP) CITYOFASHL City of Ashlan		-79,153.28	
4/19/2010	(AP) JOHNCLARK John W. Clark O		-2,272.84	
4/19/2010	(AP) CTS CTS		-118.69	
4/19/2010	(AP) CTS CTS		-117.27	
4/19/2010	(AP) ELANFINANC Elan Financial		-2,948.89	
4/20/2010	(AP) CITYOFASHL City of Ashlan		-3.72	
4/20/2010	(AP) GENERALSAL General Sales		-142.10	
4/20/2010	(AP) UTILITYSER Utility Servic		-853.60	
4/20/2010	(AP) KYUNDERGRO KY Underground		-52.80	
4/20/2010	(AP) NEXTEL Nextel		-486.93	
4/29/2010	(AP) DIVCHILD Division of Chil		-162.92	
4/1/2010	(AP) RICHADCROO Richard J. Cro		-238.91	
4/1/2010	(AP) JAMESMICHA James Michael		-154.97	
4/7/2010	(AP) KYRETIRE KY Retirement Sy		-9,503.32	
4/19/2010	(AP) CHASEAUTO Chase Auto Fina		-346.27	
4/19/2010	(AP) KYUNDERGRO KY Underground		-32.76	
4/19/2010	(AP) MSUWATER MSU Water Testin		-1,660.00	
4/19/2010	(AP) ASHALLIANC Ashland Allian		-56.25	
4/19/2010	(AP) WELLS Wells Group, LLC		-218.00	

**Cannonsburg Water District
Detailed Trial Balance
Entries From 1/1/2010 Through 12/31/2010**

Account	Description Transactions-Date	Debit	Credit	Ending Balance
231-000	Accounts Payable(Cont'd)			
4/19/2010	(AP) SAMSClub Sams Club		-70.00	
4/19/2010	(AP) QUILL Quill		-158.69	
4/19/2010	(AP) KYPOWERCO KY Power Compan		-2,503.94	
4/19/2010	(AP) KYPOWERCO KY Power Compan		-747.19	
4/19/2010	(AP) KYPOWERCO KY Power Compan		-220.81	
4/19/2010	(AP) KYPOWERCO KY Power Compan		-204.19	
4/19/2010	(AP) KYPOWERCO KY Power Compan		-20.20	
4/19/2010	(AP) KYPOWERCO KY Power Compan		-12.63	
4/19/2010	(AP) KYPOWERCO KY Power Compan		-12.21	
4/14/2010	(AP) 8000 Big Sandy Water Dist	251.13		
4/14/2010	(AP) 8001 Boyd Co. Fiscal Cour	1,048.50		
4/14/2010	(AP) 8002 Columbia Gas	211.29		
4/14/2010	(AP) 8002 Columbia Gas	75.66		
4/14/2010	(AP) 8003 CTS	116.99		
4/14/2010	(AP) 8004 Hart Sanitation, Inc	50.00		
4/14/2010	(AP) 8005 KY State Treasurer-R	2,167.13		
4/19/2010	(AP) 8029 KY Power Company	2,503.94		
4/19/2010	(AP) 8029 KY Power Company	20.20		
4/19/2010	(AP) 8029 KY Power Company	220.81		
4/19/2010	(AP) 8029 KY Power Company	12.63		
4/19/2010	(AP) 8029 KY Power Company	12.21		
4/19/2010	(AP) 8030 KY Underground Prote	32.76		
4/19/2010	(AP) 8031 MSU Water Testing La	1,660.00		
4/19/2010	(AP) 8032 Quill	158.69		
4/19/2010	(AP) 8033 R E Huff, Inc.	250.00		
4/19/2010	(AP) 8034 Richard D. Crookds	57.12		
4/19/2010	(AP) 8035 Sams Club	70.00		
4/19/2010	(AP) 8036 Sunbelt Rentals	31.50		
4/19/2010	(AP) 8037 Superior Supply, Inc	5.00		
4/19/2010	(AP) 8037 Superior Supply, Inc	30.90		
4/19/2010	(AP) 8038 bluegrass aggregates	135.15		
4/19/2010	(AP) 8038 bluegrass aggregates	170.64		
4/19/2010	(AP) 8039 US Postal Service	2,000.00		
4/19/2010	(AP) 8040 Wells Group, LLC	218.00		
4/20/2010	(AP) 8041 City of Ashland	3.72		
4/20/2010	(AP) 8042 General Sales Co.	142.10		
4/20/2010	(AP) 8043 KY Underground Prote	52.80		
4/20/2010	(AP) 8044 Nextel	486.93		
4/20/2010	(AP) 8045 Utility Service & Su	853.60		
4/29/2010	(AP) 8062 Division of Child Su	162.92		
4/1/2010	(AP) 7979 Richard D. Crookds	238.91		
4/1/2010	(AP) 7980 James Michael Keller	154.97		
4/7/2010	(AP) 7981 KY Retirement System	9,503.32		
4/19/2010	(AP) 8017 Anthm Blue Cross Bl	22,317.94		
4/19/2010	(AP) 8018 Armstrong	287.11		
4/19/2010	(AP) 8019 Ashland Alliance	56.25		
4/19/2010	(AP) 8020 Chase Auto Finance	346.27		
4/19/2010	(AP) 8021 C.I. Thornburg Co. I	125.68		
4/19/2010	(AP) 8021 C.I. Thornburg Co. I	1,835.72		
4/19/2010	(AP) 8021 C.I. Thornburg Co. I	570.08		
4/19/2010	(AP) 8021 C.I. Thornburg Co. I	1,511.02		
4/19/2010	(AP) 8021 C.I. Thornburg Co. I	120.00		
4/19/2010	(AP) 8021 C.I. Thornburg Co. I	642.00		

**Cannonsburg Water District
Detailed Trial Balance
Entries From 1/1/2010 Through 12/31/2010**

Account	Description Transactions-Date	Debit	Credit	Ending Balance
231-000	Accounts Payable(Cont'd)			
4/19/2010	(AP) 8021 C.I. Thornburg Co. I	5,469.33		
4/19/2010	(AP) 8022 City of Ashland	79,153.28		
4/19/2010	(AP) 8023 Consolidated Pipe &	222.00		
4/19/2010	(AP) 8024 CTS	118.69		
4/19/2010	(AP) 8024 CTS	117.27		
4/19/2010	(AP) 8025 Elan Financial Servi	2,948.89		
4/19/2010	(AP) 8026 John W. Clark Oil Co	2,272.84		
4/19/2010	(AP) 8027 kings daughters medi	300.00		
4/19/2010	(AP) 8028 KY Home Supply	3.86		
4/19/2010	(AP) 8028 KY Home Supply	45.78		
4/19/2010	(AP) 8028 KY Home Supply	3.79		
4/19/2010	(AP) 8029 KY Power Company	204.19		
4/19/2010	(AP) 8029 KY Power Company	115.88		
4/19/2010	(AP) 8029 KY Power Company	70.02		
4/19/2010	(AP) 8029 KY Power Company	83.40		
4/19/2010	(AP) 8029 KY Power Company	747.19		
5/5/2010	(AP) KYRETIRE KY Retirement Sy		-6,592.20	
5/5/2010	(AP) DEBORAHASH Deborah Ashley		-405.00	
5/7/2010	(AP) BIGSANDYWA Big Sandy Wate		-24.15	
5/7/2010	(AP) BIGSANDYWA Big Sandy Wate		-342.87	
5/7/2010	(AP) HARTSANITA Hart Sanitatio		-50.00	
5/7/2010	(AP) CTS CTS		-117.27	
5/7/2010	(AP) CTS CTS		-117.27	
5/7/2010	(AP) CTS CTS		-117.27	
5/7/2010	(AP) JOHNCLARK John W. Clark O		-807.00	
5/7/2010	(AP) JOHNCLARK John W. Clark O		-133.02	
5/7/2010	(AP) JOHNCLARK John W. Clark O		-98.80	
5/7/2010	(AP) JOHNCLARK John W. Clark O		-161.48	
5/7/2010	(AP) JOHNCLARK John W. Clark O		-182.13	
5/7/2010	(AP) JOHNCLARK John W. Clark O		-73.15	
5/7/2010	(AP) CHASEAUTO Chase Auto Fina		-346.27	
5/7/2010	(AP) AQUISCOMM Aquis Communica		-36.41	
5/7/2010	(AP) ARAMARK ARAMARK UNIFORM S		-60.00	
5/7/2010	(AP) ARAMARK ARAMARK UNIFORM S		-60.00	
5/7/2010	(AP) TAYLORREAD Bluegrass Aggr		-455.76	
5/7/2010	(AP) TAYLORREAD Bluegrass Aggr		-167.21	
5/7/2010	(AP) KYPOWERCO KY Power Compan		-197.22	
5/7/2010	(AP) KYPOWERCO KY Power Compan		-101.86	
5/7/2010	(AP) KYPOWERCO KY Power Compan		-12.83	
5/7/2010	(AP) COLUMBIAGA Columbia Gas		-80.73	
5/12/2010	(AP) QUILL Quill		-163.63	
5/12/2010	(AP) SUPERIORSU Superior Suppl		-20.45	
5/12/2010	(AP) UTILITYSER Utility Servic		-576.00	
5/12/2010	(AP) VERIZON Verizon		-1,190.34	
5/13/2010	(AP) DIVCHILD Division of Chil		-162.92	
5/18/2010	(AP) ASHWATER Ashland Water		-77,416.60	
5/18/2010	(AP) ARMSTRONG Armstrong		-287.11	
5/18/2010	(AP) CITHORN C.I. Thornburg Co		-210.00	
5/18/2010	(AP) CITHORN C.I. Thornburg Co		-105.00	
5/18/2010	(AP) CITHORN C.I. Thornburg Co		-467.16	
5/18/2010	(AP) CITHORN C.I. Thornburg Co		-220.01	
5/18/2010	(AP) CITHORN C.I. Thornburg Co		-600.00	
5/18/2010	(AP) CITHORN C.I. Thornburg Co		-294.51	

**Cannonsburg Water District
Detailed Trial Balance
Entries From 1/1/2010 Through 12/31/2010**

Account	Description Transactions-Date	Debit	Credit	Ending Balance
231-000	Accounts Payable(Cont'd)			
5/18/2010	(AP) CITHORN C.I. Thornburg Co		-491.00	
5/18/2010	(AP) CTS CTS		-118.66	
5/18/2010	(AP) ELANFINANC Elan Financial		-5,354.84	
5/18/2010	(AP) KYPOWERCO KY Power Compan		-2,394.25	
5/18/2010	(AP) KYPOWERCO KY Power Compan		-655.09	
5/18/2010	(AP) KYPOWERCO KY Power Compan		-208.70	
5/18/2010	(AP) KYPOWERCO KY Power Compan		-126.44	
5/18/2010	(AP) KYPOWERCO KY Power Compan		-71.41	
5/18/2010	(AP) KYPOWERCO KY Power Compan		-33.26	
5/18/2010	(AP) KYPOWERCO KY Power Compan		-22.21	
5/18/2010	(AP) KYPOWERCO KY Power Compan		-12.75	
5/18/2010	(AP) KYPOWERCO KY Power Compan		-12.42	
5/18/2010	(AP) JOHNCLARK John W. Clark O		-669.88	
5/18/2010	(AP) JOHNCLARK John W. Clark O		-116.88	
5/18/2010	(AP) JOHNCLARK John W. Clark O		-139.05	
5/18/2010	(AP) JOHNCLARK John W. Clark O		-38.95	
5/18/2010	(AP) JOHNCLARK John W. Clark O		-104.55	
5/18/2010	(AP) JOHNCLARK John W. Clark O		-142.63	
5/18/2010	(AP) KYUNDERGRO KY Underground		-33.00	
5/18/2010	(AP) NEXTEL Nextel		-19.63	
5/27/2010	(AP) DIVCHILD Division of Chil		-162.92	
5/7/2010	(AP) COLUMBIAGA Columbia Gas		-36.73	
5/7/2010	(AP) COLUMBIAGA Columbia Gas		-32.78	
5/7/2010	(AP) CONSOLIDAT Consolidated P		-148.00	
5/7/2010	(AP) ANTHEMLIFE Anthem Life		-578.31	
5/7/2010	(AP) DELTADENTA Delta Dental		-637.80	
5/7/2010	(AP) GILLUMSERV Gillums Servic		-8.22	
5/7/2010	(AP) TOSHIBAAME Toshiba Americ		-347.69	
5/7/2010	(AP) CITHORN C.I. Thornburg Co		-204.76	
5/7/2010	(AP) KYREVENUE KY State Treasu		-1,570.03	
5/7/2010	(AP) UTILITYSER Utility Servic		-1,349.36	
5/7/2010	(AP) WOODFORD Woodford Oil Com		-259.00	
5/12/2010	(AP) BEAUTYRIDG BEAUTY RIDGE G		-5,500.00	
5/5/2010	(AP) 8063 KY Retirement System	6,592.20		
5/5/2010	(AP) 8064 Deborah Ashley	405.00		
5/7/2010	(AP) 8065 Anthem Life	578.31		
5/7/2010	(AP) 8066 Aquis Communications	36.41		
5/7/2010	(AP) 8067 ARAMARK UNIFORM SERV	60.00		
5/7/2010	(AP) 8067 ARAMARK UNIFORM SERV	60.00		
5/7/2010	(AP) 8068 Big Sandy Water Dist	24.15		
5/7/2010	(AP) 8068 Big Sandy Water Dist	342.87		
5/7/2010	(AP) 8069 Chase Auto Finance	346.27		
5/7/2010	(AP) 8070 C.I. Thornburg Co. I	204.76		
5/7/2010	(AP) 8071 Columbia Gas	80.73		
5/7/2010	(AP) 8071 Columbia Gas	36.73		
5/7/2010	(AP) 8071 Columbia Gas	32.78		
5/7/2010	(AP) 8072 Consolidated Pipe &	148.00		
5/7/2010	(AP) 8073 CTS	117.27		
5/7/2010	(AP) 8073 CTS	117.27		
5/7/2010	(AP) 8073 CTS	117.27		
5/7/2010	(AP) 8074 Delta Dental	637.80		
5/7/2010	(AP) 8075 Gillums Service & Re	8.22		
5/7/2010	(AP) 8076 Hart Sanitation, Inc	50.00		

**Cannonsburg Water District
Detailed Trial Balance
Entries From 1/1/2010 Through 12/31/2010**

Account	Description Transactions-Date	Debit	Credit	Ending Balance
231-000	Accounts Payable(Cont'd)			
5/7/2010	(AP) 8077 John W. Clark Oil Co	98.80		
5/7/2010	(AP) 8077 John W. Clark Oil Co	161.48		
5/7/2010	(AP) 8077 John W. Clark Oil Co	182.13		
5/7/2010	(AP) 8077 John W. Clark Oil Co	73.15		
5/7/2010	(AP) 8077 John W. Clark Oil Co	807.00		
5/7/2010	(AP) 8077 John W. Clark Oil Co	133.02		
5/7/2010	(AP) 8078 KY Power Company	12.83		
5/7/2010	(AP) 8078 KY Power Company	101.86		
5/7/2010	(AP) 8078 KY Power Company	197.22		
5/7/2010	(AP) 8079 KY State Treasurer-R	1,570.03		
5/7/2010	(AP) 8080 Bluegrass Aggregates	455.76		
5/7/2010	(AP) 8080 Bluegrass Aggregates	167.21		
5/7/2010	(AP) 8081 Toshiba America Info	347.69		
5/7/2010	(AP) 8082 Utility Service & Su	1,349.36		
5/7/2010	(AP) 8083 Woodford Oil Company	259.00		
5/12/2010	(AP) 8084 BEAUTY RIDGE GENERAL	5,500.00		
5/12/2010	(AP) 8085 Quill	163.63		
5/12/2010	(AP) 8086 Superior Supply, Inc	20.45		
5/12/2010	(AP) 8087 Utility Service & Su	576.00		
5/12/2010	(AP) 8088 Verizon	1,190.34		
5/13/2010	(AP) 8100 Division of Child Su	162.92		
5/18/2010	(AP) 8101 Armstrong	287.11		
5/18/2010	(AP) 8102 Ashland Water	77,416.60		
5/18/2010	(AP) 8103 C.I. Thornburg Co. I	210.00		
5/18/2010	(AP) 8103 C.I. Thornburg Co. I	600.00		
5/18/2010	(AP) 8103 C.I. Thornburg Co. I	105.00		
5/18/2010	(AP) 8103 C.I. Thornburg Co. I	294.51		
5/18/2010	(AP) 8103 C.I. Thornburg Co. I	467.16		
5/18/2010	(AP) 8103 C.I. Thornburg Co. I	220.01		
5/18/2010	(AP) 8103 C.I. Thornburg Co. I	491.00		
5/18/2010	(AP) 8104 CTS	118.66		
5/18/2010	(AP) 8105 Elan Financial Servi	5,354.84		
5/18/2010	(AP) 8106 John W. Clark Oil Co	116.88		
5/18/2010	(AP) 8106 John W. Clark Oil Co	139.05		
5/18/2010	(AP) 8106 John W. Clark Oil Co	142.63		
5/18/2010	(AP) 8106 John W. Clark Oil Co	104.55		
5/18/2010	(AP) 8106 John W. Clark Oil Co	38.95		
5/18/2010	(AP) 8106 John W. Clark Oil Co	669.88		
5/18/2010	(AP) 8107 KY Power Company	2,394.25		
5/18/2010	(AP) 8107 KY Power Company	126.44		
5/18/2010	(AP) 8107 KY Power Company	71.41		
5/18/2010	(AP) 8107 KY Power Company	33.26		
5/18/2010	(AP) 8107 KY Power Company	655.09		
5/18/2010	(AP) 8107 KY Power Company	22.21		
5/18/2010	(AP) 8107 KY Power Company	208.70		
5/18/2010	(AP) 8107 KY Power Company	12.75		
5/18/2010	(AP) 8107 KY Power Company	12.42		
5/18/2010	(AP) 8108 KY Underground Prote	33.00		
5/18/2010	(AP) 8109 Nextel	19.63		
5/27/2010	(AP) 8125 Division of Child Su	162.92		
6/8/2010	(AP) SUPERIORSU Superior Suppl		-208.00	
6/8/2010	(AP) TOSHIBAAME Toshiba Americ		-347.69	
6/8/2010	(AP) CITHORN C.I. Thornburg Co		-600.00	

Cannonsburg Water District
Detailed Trial Balance
Entries From 1/1/2010 Through 12/31/2010

Account	Description Transactions-Date	Debit	Credit	Ending Balance
=====				
231-000	Accounts Payable(Cont'd)			
6/8/2010	(AP) CITHORN C.I. Thornburg Co		-226.39	
6/8/2010	(AP) USPS US Postal Service		-185.00	
6/8/2010	(AP) UTILITYSER Utility Servic		-387.50	
6/8/2010	(AP) UTILITYSER Utility Servic		-1,069.08	
6/8/2010	(AP) WHAYNESUPP Wayne Supply		-103.88	
6/8/2010	(AP) WOODFORD Woodford Oil Com		-269.00	
6/8/2010	(AP) WOODFORD Woodford Oil Com		-161.40	
6/10/2010	(AP) DIVCHILD Division of Chil		-162.92	
6/17/2010	(AP) ASHWATER Ashland Water		-74,929.05	
6/8/2010	(AP) ANTHEMBLUE Antthm Blue Cr		-21,138.25	
6/8/2010	(AP) ANTHEMLIFE Anthem Life		-578.31	
6/8/2010	(AP) AQUISCOMM Aquis Communica		-36.41	
6/8/2010	(AP) BIGSANDYWA Big Sandy Wate		-316.48	
6/8/2010	(AP) BLUEAGG BLUEGRASS AGGREGA		-166.94	
6/8/2010	(AP) CINTASFIRS Cintas First A		-79.40	
6/8/2010	(AP) COLUMBIAGA Columbia Gas		-38.71	
6/8/2010	(AP) COLUMBIAGA Columbia Gas		-30.94	
6/8/2010	(AP) COLUMBIAGA Columbia Gas		-25.88	
6/8/2010	(AP) COMPHOUSE Computer House		-155.88	
6/8/2010	(AP) CONSOLIDAT Consolidated P		-756.00	
6/8/2010	(AP) CTS CTS		-119.24	
6/8/2010	(AP) CTS CTS		-119.24	
6/8/2010	(AP) CTS CTS		-118.96	
6/8/2010	(AP) DELTADENTA Delta Dental		-637.80	
6/8/2010	(AP) HARTSANITA Hart Sanitatio		-50.00	
6/8/2010	(AP) HELTON AUT HELTON AUTO SU		-25.47	
6/8/2010	(AP) JOHNLANE JOHN T. LANE AN		-7,840.00	
6/8/2010	(AP) JOHNCLARK John W. Clark O		-685.97	
6/8/2010	(AP) JOHNCLARK John W. Clark O		-97.87	
6/8/2010	(AP) JOHNCLARK John W. Clark O		-138.43	
6/8/2010	(AP) JOHNCLARK John W. Clark O		-146.78	
6/8/2010	(AP) JOHNCLARK John W. Clark O		-179.95	
6/8/2010	(AP) JOHNCLARK John W. Clark O		-175.50	
6/8/2010	(AP) KYHOMESUP KY Home Supply		-9.16	
6/8/2010	(AP) KYHOMESUP KY Home Supply		-9.58	
6/17/2010	(AP) AMERICANWA American Water		-325.00	
6/17/2010	(AP) CINTASFIRS Cintas First A		-48.30	
6/17/2010	(AP) CITHORN C.I. Thornburg Co		-28.00	
6/17/2010	(AP) CITHORN C.I. Thornburg Co		-375.00	
6/17/2010	(AP) CTS CTS		-118.11	
6/17/2010	(AP) ELANFINANC Elan Financial		-1,274.55	
6/17/2010	(AP) GILLUMSERV Gillums Servic		-6.38	
6/17/2010	(AP) JOANBURTON Joan Burton		-390.00	
6/17/2010	(AP) JOHNCLARK John W. Clark O		-619.51	
6/17/2010	(AP) JOHNCLARK John W. Clark O		-57.57	
6/17/2010	(AP) JOHNCLARK John W. Clark O		-154.07	
6/17/2010	(AP) JOHNCLARK John W. Clark O		-91.20	
6/8/2010	(AP) KYHOMESUP KY Home Supply		-11.41	
6/8/2010	(AP) KYHOMESUP KY Home Supply		-311.59	
6/8/2010	(AP) KYHOMESUP KY Home Supply		-12.87	
6/8/2010	(AP) KYHOMESUP KY Home Supply		-40.72	
6/8/2010	(AP) KYPOWERCO KY Power Compan		-184.22	
6/8/2010	(AP) KYPOWERCO KY Power Compan		-95.56	

**Cannonsburg Water District
Detailed Trial Balance
Entries From 1/1/2010 Through 12/31/2010**

Account	Description Transactions-Date	Debit	Credit	Ending Balance
231-000	Accounts Payable(Cont'd)			
6/8/2010	(AP) KYPOWERCO KY Power Compan		-13.60	
6/8/2010	(AP) KYRETIRE KY Retirement Sy		-6,010.63	
6/8/2010	(AP) KYREVENUE KY State Treasu		-1,380.84	
6/8/2010	(AP) PUTNAMAGEN PUTNAM AGENCY		-100.00	
6/8/2010	(AP) RANDALDONT Randal D donta		-85.38	
6/8/2010	(AP) RE HUFF R. E. HUFF, INC		-250.00	
6/17/2010	(AP) JOHNCLARK John W. Clark O		-182.70	
6/17/2010	(AP) JOHNCLARK John W. Clark O		-71.26	
6/17/2010	(AP) KYHOMESUP KY Home Supply		-15.00	
6/17/2010	(AP) KYPOWERCO KY Power Compan		-12.75	
6/17/2010	(AP) KYPOWERCO KY Power Compan		-22.63	
6/17/2010	(AP) KYPOWERCO KY Power Compan		-2,807.34	
6/17/2010	(AP) KYPOWERCO KY Power Compan		-239.51	
6/17/2010	(AP) KYPOWERCO KY Power Compan		-96.84	
6/17/2010	(AP) KYPOWERCO KY Power Compan		-788.03	
6/17/2010	(AP) KYPOWERCO KY Power Compan		-189.88	
6/17/2010	(AP) KYPOWERCO KY Power Compan		-31.97	
6/17/2010	(AP) KYPOWERCO KY Power Compan		-13.08	
6/17/2010	(AP) PREMIER Premier Precast P		-480.00	
6/17/2010	(AP) SPATIALDAT Spatial Data I		-500.00	
6/17/2010	(AP) UTILITYSER Utility Servic		-2,315.22	
6/17/2010	(AP) TRISTATEIN Tri-State Indu		-72.35	
6/17/2010	(AP) TRISTATEIN Tri-State Indu		-93.90	
6/17/2010	(AP) USPS US Postal Service		-2,000.00	
6/17/2010	(AP) VERIZON Verizon		-763.26	
6/17/2010	(AP) WOODFORD Woodford Oil Com		-295.90	
6/22/2010	(AP) ARAMARK ARAMARK UNIFORM S		-91.00	
6/22/2010	(AP) ARAMARK ARAMARK UNIFORM S		-91.00	
6/22/2010	(AP) ARAMARK ARAMARK UNIFORM S		-91.00	
6/22/2010	(AP) ARAMARK ARAMARK UNIFORM S		-91.00	
6/22/2010	(AP) ARAMARK ARAMARK UNIFORM S		-91.00	
6/22/2010	(AP) ARAMARK ARAMARK UNIFORM S		-91.00	
6/22/2010	(AP) ARAMARK ARAMARK UNIFORM S		-91.00	
6/22/2010	(AP) ARMSTRONG Armstrong		-287.11	
6/22/2010	(AP) CHASEAUTO Chase Auto Fina		-346.27	
6/22/2010	(AP) CTS CTS		-118.11	
6/22/2010	(AP) DELTADENTA Delta Dental		-637.80	
6/22/2010	(AP) KYUNDERGRO KY Underground		-38.13	
6/24/2010	(AP) DIVCHILD Division of Chil		-162.92	
6/24/2010	(AP) TOWNSQUARE Town Square Ba		-683.23	
6/28/2010	(AP) G&BAUTO G & B Auto Glass		-292.39	
6/8/2010	(AP) 8126 Anthm Blue Cross Bl	21,138.25		
6/8/2010	(AP) 8127 Anthem Life	578.31		
6/8/2010	(AP) 8128 Aquis Communications	36.41		
6/8/2010	(AP) 8129 Big Sandy Water Dist	316.48		
6/8/2010	(AP) 8130 BLUEGRASS AGGREGATES	166.94		
6/8/2010	(AP) 8131 Cintas First Aid & S	79.40		
6/8/2010	(AP) 8132 C.I. Thornburg Co. I	600.00		
6/8/2010	(AP) 8132 C.I. Thornburg Co. I	226.39		
6/8/2010	(AP) 8133 Columbia Gas	25.88		
6/8/2010	(AP) 8133 Columbia Gas	38.71		
6/8/2010	(AP) 8133 Columbia Gas	30.94		
6/8/2010	(AP) 8134 Computer House Calls	155.88		

**Cannonsburg Water District
Detailed Trial Balance
Entries From 1/1/2010 Through 12/31/2010**

Account	Description Transactions-Date	Debit	Credit	Ending Balance
231-000	Accounts Payable(Cont'd)			
6/8/2010	(AP) 8135 Consolidated Pipe &	756.00		
6/8/2010	(AP) 8136 CTS	119.24		
6/8/2010	(AP) 8136 CTS	119.24		
6/8/2010	(AP) 8136 CTS	118.96		
6/8/2010	(AP) 8137 Delta Dental	637.80		
6/8/2010	(AP) 8138 Hart Sanitation, Inc	50.00		
6/8/2010	(AP) 8139 HELTON AUTO SUPPLY	25.47		
6/8/2010	(AP) 8140 John W. Clark Oil Co	97.87		
6/8/2010	(AP) 8140 John W. Clark Oil Co	138.43		
6/8/2010	(AP) 8140 John W. Clark Oil Co	146.78		
6/8/2010	(AP) 8140 John W. Clark Oil Co	179.95		
6/8/2010	(AP) 8140 John W. Clark Oil Co	175.50		
6/8/2010	(AP) 8140 John W. Clark Oil Co	685.97		
6/8/2010	(AP) 8141 JOHN T. LANE AND ASS	7,840.00		
6/8/2010	(AP) 8142 KY Home Supply	9.16		
6/8/2010	(AP) 8142 KY Home Supply	9.58		
6/8/2010	(AP) 8142 KY Home Supply	11.41		
6/8/2010	(AP) 8142 KY Home Supply	311.59		
6/8/2010	(AP) 8142 KY Home Supply	12.87		
6/8/2010	(AP) 8142 KY Home Supply	40.72		
6/8/2010	(AP) 8143 KY Power Company	95.56		
6/8/2010	(AP) 8143 KY Power Company	13.60		
6/8/2010	(AP) 8143 KY Power Company	184.22		
6/8/2010	(AP) 8144 KY Retirement System	6,010.63		
6/8/2010	(AP) 8145 KY State Treasurer-R	1,380.84		
6/8/2010	(AP) 8146 PUTNAM AGENCY	100.00		
6/8/2010	(AP) 8147 Randal D donta	85.38		
6/8/2010	(AP) 8148 R. E. HUFF, INC	250.00		
6/8/2010	(AP) 8149 Superior Supply, Inc	208.00		
6/8/2010	(AP) 8150 Toshiba America Info	347.69		
6/8/2010	(AP) 8151 US Postal Service	185.00		
6/8/2010	(AP) 8152 Utility Service & Su	1,069.08		
6/8/2010	(AP) 8152 Utility Service & Su	387.50		
6/8/2010	(AP) 8153 Whayne Supply Compan	103.88		
6/8/2010	(AP) 8154 Woodford Oil Company	269.00		
6/8/2010	(AP) 8154 Woodford Oil Company	161.40		
6/10/2010	(AP) 8165 Division of Child Su	162.92		
6/17/2010	(AP) 8166 American Water Works	325.00		
6/17/2010	(AP) 8167 Ashland Water	74,929.05		
6/17/2010	(AP) 8168 Cintas First Aid & S	48.30		
6/17/2010	(AP) 8169 C.I. Thornburg Co. I	375.00		
6/17/2010	(AP) 8169 C.I. Thornburg Co. I	28.00		
6/17/2010	(AP) 8170 CTS	118.11		
6/17/2010	(AP) 8171 Elan Financial Servi	1,274.55		
6/17/2010	(AP) 8172 Gilllums Service & Re	6.38		
6/17/2010	(AP) 8173 Joan Burton	390.00		
6/17/2010	(AP) 8174 John W. Clark Oil Co	57.57		
6/17/2010	(AP) 8174 John W. Clark Oil Co	154.07		
6/17/2010	(AP) 8174 John W. Clark Oil Co	91.20		
6/17/2010	(AP) 8174 John W. Clark Oil Co	182.70		
6/17/2010	(AP) 8174 John W. Clark Oil Co	71.26		
6/17/2010	(AP) 8174 John W. Clark Oil Co	619.51		
6/17/2010	(AP) 8175 KY Home Supply	15.00		

**Cannonsburg Water District
Detailed Trial Balance
Entries From 1/1/2010 Through 12/31/2010**

Account	Description Transactions-Date	Debit	Credit	Ending Balance
231-000	Accounts Payable(Cont'd)			
6/17/2010	(AP) 8176 KY Power Company	189.88		
6/17/2010	(AP) 8176 KY Power Company	31.97		
6/17/2010	(AP) 8176 KY Power Company	96.84		
6/17/2010	(AP) 8176 KY Power Company	788.03		
6/17/2010	(AP) 8176 KY Power Company	2,807.34		
6/17/2010	(AP) 8176 KY Power Company	22.63		
6/17/2010	(AP) 8176 KY Power Company	239.51		
6/17/2010	(AP) 8176 KY Power Company	13.08		
6/17/2010	(AP) 8176 KY Power Company	12.75		
6/17/2010	(AP) 8177 Premier Precast Prod	480.00		
6/17/2010	(AP) 8178 Spatial Data Integra	500.00		
6/17/2010	(AP) 8179 Tri-State Industrial	72.35		
6/17/2010	(AP) 8179 Tri-State Industrial	93.90		
6/17/2010	(AP) 8180 US Postal Service	2,000.00		
6/17/2010	(AP) 8181 Utility Service & Su	2,315.22		
6/17/2010	(AP) 8182 Verizon	763.26		
6/17/2010	(AP) 8183 Woodford Oil Company	295.90		
6/22/2010	(AP) 8184 ARAMARK UNIFORM SERV	91.00		
6/22/2010	(AP) 8184 ARAMARK UNIFORM SERV	91.00		
6/22/2010	(AP) 8184 ARAMARK UNIFORM SERV	91.00		
6/22/2010	(AP) 8184 ARAMARK UNIFORM SERV	91.00		
6/22/2010	(AP) 8184 ARAMARK UNIFORM SERV	91.00		
6/22/2010	(AP) 8184 ARAMARK UNIFORM SERV	91.00		
6/22/2010	(AP) 8184 ARAMARK UNIFORM SERV	91.00		
6/22/2010	(AP) 8185 Armstrong	287.11		
6/22/2010	(AP) 8186 Chase Auto Finance	346.27		
6/22/2010	(AP) 8187 CTS	118.11		
6/22/2010	(AP) 8188 Delta Dental	637.80		
6/22/2010	(AP) 8189 KY Underground Prote	38.13		
6/24/2010	(AP) 8205 Division of Child Su	162.92		
6/24/2010	(AP) 8206 Town Square Bank	683.23		
6/28/2010	(AP) 8207 G & B Auto Glass	292.39		
7/8/2010	(AP) GALLAHER Gallaher Group		-440.00	
7/8/2010	(AP) CITHORN C.I. Thornburg Co		-3,015.15	
7/8/2010	(AP) CITHORN C.I. Thornburg Co		-356.59	
7/8/2010	(AP) CITHORN C.I. Thornburg Co		-145.00	
7/8/2010	(AP) CITHORN C.I. Thornburg Co		-1,950.92	
7/8/2010	(AP) CITHORN C.I. Thornburg Co		-381.00	
7/8/2010	(AP) CITHORN C.I. Thornburg Co		-835.60	
7/8/2010	(AP) CITHORN C.I. Thornburg Co		-184.00	
7/8/2010	(AP) CITHORN C.I. Thornburg Co		-16.41	
7/8/2010	(AP) WELLS Wells Group, LLC		-293.00	
7/19/2010	(AP) ARAMARK ARAMARK UNIFORM S		-91.00	
7/19/2010	(AP) ASHWATER Ashland Water		-90,039.60	
7/8/2010	(AP) ANTHEMBLUE Anthm Blue Cr		-21,924.71	
7/8/2010	(AP) ANTHEMLIFE Anthem Life		-578.31	
7/8/2010	(AP) AQUISCOMM Aquis Communica		-36.41	
7/8/2010	(AP) ARAMARK ARAMARK UNIFORM S		-91.00	
7/8/2010	(AP) ARAMARK ARAMARK UNIFORM S		-91.00	
7/8/2010	(AP) ARAMARK ARAMARK UNIFORM S		-91.00	
7/8/2010	(AP) ASHALLIANC Ashland Allian		-56.25	
7/8/2010	(AP) BIGSANDYWA Big Sandy Wate		-373.75	
7/8/2010	(AP) BLUEAGG BLUEGRASS AGGREGA		-104.01	

Cannonsburg Water District
Detailed Trial Balance
Entries From 1/1/2010 Through 12/31/2010

Account	Description Transactions-Date	Debit	Credit	Ending Balance
231-000	Accounts Payable(Cont'd)			
7/8/2010	(AP) BOWLINGFEE Bowling Feed &		-129.95	
7/8/2010	(AP) BOYDCOFISC Boyd Co. Fisca		-956.82	
7/8/2010	(AP) CHASEAUTO Chase Auto Fina		-346.27	
7/8/2010	(AP) COLUMBIAGA Columbia Gas		-28.91	
7/8/2010	(AP) COLUMBIAGA Columbia Gas		-27.83	
7/8/2010	(AP) COLUMBIAGA Columbia Gas		-25.88	
7/8/2010	(AP) CONSOLIDAT Consolidated P		-1,548.00	
7/8/2010	(AP) CONSOLIDAT Consolidated P		-67.50	
7/8/2010	(AP) CONSOLIDAT Consolidated P		-315.00	
7/8/2010	(AP) CONSOLIDAT Consolidated P		-407.00	
7/8/2010	(AP) DANNYSGAR Dannys Garage		-168.68	
7/8/2010	(AP) DANNYSGAR Dannys Garage		-87.67	
7/8/2010	(AP) DIVCHILD Division of Chil		-162.92	
7/8/2010	(AP) HARTSANITA Hart Sanitatio		-50.00	
7/8/2010	(AP) JABOSUPPLY Jabo Supply Co		-80.71	
7/8/2010	(AP) KYHOMESUP KY Home Supply		-25.45	
7/8/2010	(AP) KYPOWERCO KY Power Compan		-87.43	
7/8/2010	(AP) KYPOWERCO KY Power Compan		-13.94	
7/8/2010	(AP) KYPOWERCO KY Power Compan		-133.39	
7/8/2010	(AP) KYRETIRE KY Retirement Sy		-6,055.92	
7/8/2010	(AP) KYSTTREAS KY ST Treasurer		-1,400.12	
7/8/2010	(AP) KYSTATETRE KY State Treas		-3,076.91	
7/8/2010	(AP) OFFICEDEPO Office Depot		-193.89	
7/8/2010	(AP) REHUFF R E Huff, Inc.		-750.00	
7/8/2010	(AP) SUPERIORSU Superior Suppl		-7.75	
7/8/2010	(AP) SUPERIORSU Superior Suppl		-100.00	
7/8/2010	(AP) TOSHIBAFIN Toshiba Financ		-347.69	
7/8/2010	(AP) GALLAHER Gallaher Group		-290.00	
7/19/2010	(AP) CONSOLIDAT Consolidated P		-272.00	
7/19/2010	(AP) CONSOLIDAT Consolidated P		-542.67	
7/19/2010	(AP) ELANFINANC Elan Financial		-2,419.16	
7/19/2010	(AP) KACOALL Kaco All Lines Fu		-13,385.00	
7/19/2010	(AP) KACOWORKER Kaco Workers C		-9,737.00	
7/19/2010	(AP) KYHOMESUP KY Home Supply		-2.42	
7/19/2010	(AP) KYPOWERCO KY Power Compan		-293.98	
7/19/2010	(AP) KYPOWERCO KY Power Compan		-150.33	
7/19/2010	(AP) KYPOWERCO KY Power Compan		-41.39	
7/19/2010	(AP) KYPOWERCO KY Power Compan		-858.78	
7/19/2010	(AP) KYPOWERCO KY Power Compan		-3,097.87	
7/19/2010	(AP) KYPOWERCO KY Power Compan		-25.39	
7/19/2010	(AP) KYPOWERCO KY Power Compan		-266.55	
7/19/2010	(AP) KYPOWERCO KY Power Compan		-13.54	
7/19/2010	(AP) KYPOWERCO KY Power Compan		-13.15	
7/19/2010	(AP) JOHNCLARK John W. Clark O		-2,071.83	
7/19/2010	(AP) JOHNCLARK John W. Clark O		-244.06	
7/19/2010	(AP) JOHNCLARK John W. Clark O		-382.48	
7/19/2010	(AP) JOHNCLARK John W. Clark O		-311.14	
7/19/2010	(AP) JOHNCLARK John W. Clark O		-369.33	
7/19/2010	(AP) JOHNCLARK John W. Clark O		-328.49	
7/19/2010	(AP) SERVICEPUM Service Pump &		-250.00	
7/19/2010	(AP) SUPERIORSU Superior Suppl		-133.95	
7/19/2010	(AP) SUPERIORSU Superior Suppl		-5.00	
7/19/2010	(AP) VERIZON Verizon		-414.01	

**Cannonsburg Water District
Detailed Trial Balance
Entries From 1/1/2010 Through 12/31/2010**

Account	Description Transactions-Date	Debit	Credit	Ending Balance
=====	=====	=====	=====	=====
231-000	Accounts Payable(Cont'd)			
7/22/2010	(AP) DIVCHILD Division of Chil		-162.92	
7/27/2010	(AP) KACOALL Kaco All Lines Fu		-13,251.15	
7/27/2010	(AP) KACOWORKER Kaco Workers C		-9,639.63	
7/8/2010	(AP) 8218 Anthm Blue Cross BI	21,924.71		
7/8/2010	(AP) 8219 Anthem Life	578.31		
7/8/2010	(AP) 8220 Aquis Communications	36.41		
7/8/2010	(AP) 8221 ARAMARK UNIFORM SERV	91.00		
7/8/2010	(AP) 8221 ARAMARK UNIFORM SERV	91.00		
7/8/2010	(AP) 8221 ARAMARK UNIFORM SERV	91.00		
7/8/2010	(AP) 8222 Ashland Alliance	56.25		
7/8/2010	(AP) 8223 Big Sandy Water Dist	373.75		
7/8/2010	(AP) 8224 BLUEGRASS AGGREGATES	104.01		
7/8/2010	(AP) 8225 Bowling Feed & Hardw	129.95		
7/8/2010	(AP) 8226 Boyd Co. Fiscal Cour	956.82		
7/8/2010	(AP) 8227 Chase Auto Finance	346.27		
7/8/2010	(AP) 8228 C.I. Thornburg Co. I	145.00		
7/8/2010	(AP) 8228 C.I. Thornburg Co. I	3,015.15		
7/8/2010	(AP) 8228 C.I. Thornburg Co. I	356.59		
7/8/2010	(AP) 8228 C.I. Thornburg Co. I	1,950.92		
7/8/2010	(AP) 8228 C.I. Thornburg Co. I	835.60		
7/8/2010	(AP) 8228 C.I. Thornburg Co. I	381.00		
7/8/2010	(AP) 8228 C.I. Thornburg Co. I	184.00		
7/8/2010	(AP) 8228 C.I. Thornburg Co. I	16.41		
7/8/2010	(AP) 8229 Columbia Gas	27.83		
7/8/2010	(AP) 8229 Columbia Gas	25.88		
7/8/2010	(AP) 8229 Columbia Gas	28.91		
7/8/2010	(AP) 8230 Consolidated Pipe &	315.00		
7/8/2010	(AP) 8230 Consolidated Pipe &	1,548.00		
7/8/2010	(AP) 8230 Consolidated Pipe &	67.50		
7/8/2010	(AP) 8230 Consolidated Pipe &	407.00		
7/8/2010	(AP) 8231 Dannys Garage	168.68		
7/8/2010	(AP) 8231 Dannys Garage	87.67		
7/8/2010	(AP) 8232 Division of Child Su	162.92		
7/8/2010	(AP) 8233 Gallaher Group	290.00		
7/8/2010	(AP) 8233 Gallaher Group	440.00		
7/8/2010	(AP) 8234 Hart Sanitation, Inc	50.00		
7/8/2010	(AP) 8235 Jabo Supply Corporat	80.71		
7/8/2010	(AP) 8236 KY Home Supply	25.45		
7/8/2010	(AP) 8237 KY Power Company	13.94		
7/8/2010	(AP) 8237 KY Power Company	87.43		
7/8/2010	(AP) 8237 KY Power Company	133.39		
7/8/2010	(AP) 8238 KY Retirement System	6,055.92		
7/8/2010	(AP) 8239 KY State Treasurer p	3,076.91		
7/8/2010	(AP) 8240 KY ST Treasurer	1,400.12		
7/8/2010	(AP) 8241 Office Depot	193.89		
7/8/2010	(AP) 8242 R E Huff, Inc.	750.00		
7/8/2010	(AP) 8243 Superior Supply, Inc	7.75		
7/8/2010	(AP) 8243 Superior Supply, Inc	100.00		
7/8/2010	(AP) 8244 Toshiba Financial Se	347.69		
7/8/2010	(AP) 8245 Wells Group, LLC	293.00		
7/19/2010	(AP) 8246 ARAMARK UNIFORM SERV	91.00		
7/19/2010	(AP) 8247 Ashland Water	90,039.60		
7/19/2010	(AP) 8248 Consolidated Pipe &	272.00		

**Cannonsburg Water District
Detailed Trial Balance
Entries From 1/1/2010 Through 12/31/2010**

Account	Description Transactions-Date	Debit	Credit	Ending Balance
231-000	Accounts Payable(Cont'd)			
7/19/2010	(AP) 8248 Consolidated Pipe &	542.67		
7/19/2010	(AP) 8249 Elan Financial Servi	2,419.16		
7/19/2010	(AP) 8250 John W. Clark Oil Co	244.06		
7/19/2010	(AP) 8250 John W. Clark Oil Co	382.48		
7/19/2010	(AP) 8250 John W. Clark Oil Co	311.14		
7/19/2010	(AP) 8250 John W. Clark Oil Co	369.33		
7/19/2010	(AP) 8250 John W. Clark Oil Co	328.49		
7/19/2010	(AP) 8250 John W. Clark Oil Co	2,071.83		
7/19/2010	(AP) 8251 Kaco All Lines Fund	13,385.00		
7/19/2010	(AP) 8252 Kaco Workers Compens	9,737.00		
7/19/2010	(AP) 8253 KY Home Supply	2.42		
7/19/2010	(AP) 8254 KY Power Company	41.39		
7/19/2010	(AP) 8254 KY Power Company	293.98		
7/19/2010	(AP) 8254 KY Power Company	150.33		
7/19/2010	(AP) 8254 KY Power Company	858.78		
7/19/2010	(AP) 8254 KY Power Company	3,097.87		
7/19/2010	(AP) 8254 KY Power Company	25.39		
7/19/2010	(AP) 8254 KY Power Company	266.55		
7/19/2010	(AP) 8254 KY Power Company	13.54		
7/19/2010	(AP) 8254 KY Power Company	13.15		
7/19/2010	(AP) 8255 Service Pump & Suppl	250.00		
7/19/2010	(AP) 8256 Superior Supply, Inc	133.95		
7/19/2010	(AP) 8256 Superior Supply, Inc	5.00		
7/19/2010	(AP) 8257 Verizon	414.01		
7/22/2010	(AP) 8268 Division of Child Su	162.92		
7/27/2010	(AP) 8274 Kaco All Lines Fund	13,251.15		
7/27/2010	(AP) 8275 Kaco Workers Compens	9,639.63		
8/31/2010	(AP) A/P Summary Transfer	0.00		
8/31/2010	(AP) A/P Summary Transfer	0.00		
9/30/2010	(AP) A/P Summary Transfer	0.00		
10/31/2010	(AP) A/P Summary Transfer	0.00		
11/30/2010	(AP) A/P Summary Transfer	0.00		
12/31/2010	(AP) A/P Summary Transfer	0.00		
12/31/2010	(JE) accts payable		-149,351.37	
12/31/2010	(JE) ae acct payable	965.53		
231-000	ACCOUNT TOTAL	1,161,774.86	-1,182,744.27	-148,385.84
231-200	Chase 2008 Chevrolet Truc			
				P Bal
1/14/2010	(AP) CHASEAUTO Chase Auto Fina	346.27		-12,173.87
1/1/2010	(JE) adjusting entry #4			-1,013.00
3/19/2010	(AP) CHASEAUTO Chase Auto Fina	346.27		
3/5/2010	(AP) CHASEAUTO Chase Auto Fina	346.27		
4/19/2010	(AP) CHASEAUTO Chase Auto Fina	346.27		
5/7/2010	(AP) CHASEAUTO Chase Auto Fina	346.27		
6/22/2010	(AP) CHASEAUTO Chase Auto Fina	346.27		
7/8/2010	(AP) CHASEAUTO Chase Auto Fina	346.27		
8/31/2010	(AP) A/P Summary Transfer	346.27		
10/31/2010	(AP) A/P Summary Transfer	692.54		
11/30/2010	(AP) A/P Summary Transfer	346.27		
12/31/2010	(AP) A/P Summary Transfer	346.27		
12/31/2010	(JE) ae chase 2008 trk			-1,013.00

Cannonsburg Water District
Detailed Trial Balance
Entries From 1/1/2010 Through 12/31/2010

Account	Description Transactions-Date	Debit	Credit	Ending Balance
=====		=====	=====	=====
231-200	ACCOUNT TOTAL	4,155.24	-2,026.00	-10,044.63
232-600	Home Federal Backhoe Loan			
			P Bal	-2,985.59
1/14/2010	(AP) HOME FEDER A Home Federal S	757.77		
1/1/2010	(JE) adjusting entry #4		-77.84	
2/12/2010	(AP) HOME FEDER A Home Federal S	762.76		
3/19/2010	(AP) HOME FEDER A Home Federal S	765.43		
3/30/2010	(AP) HOME FEDER A Home Federal S	772.15		
4/30/2010	(JE) transfer backhoe		-72.52	
12/31/2010	(JE) to close accat	77.84		
12/31/2010	(JE) ae backhoe loan		-77.84	
232-600	ACCOUNT TOTAL	3,135.95	-228.20	-77.84
235-000	Water Customer Deposits			
				P Bal
1/31/2010	(JE) jan final & gone dep ref	200.00		-10,650.00
1/31/2010	(JE) jan water deposits		-800.00	
1/31/2010	(JE) jan final & gone dep ref	0.17		
2/28/2010	(JE) feb cash drawer		-950.00	
2/28/2010	(JE) feb dep refunds	3,000.00		
2/28/2010	(JE) fe dep refunds	50.00		
3/31/2010	(JE) MAR WATER DEPOSITS		-1,300.00	
3/31/2010	(JE) MAR BILLING DEP REFUNDS	500.00		
3/31/2010	(JE) mar bill dep refunds	0.34		
4/19/2010	(UB) Billing Summary Transfer		-0.76	
4/29/2010	(UB) Billing Summary Transfer		-33.02	
4/20/2010	(UB) Billing Summary Transfer		-36.92	
4/20/2010	(UB) Billing Summary Transfer		-1.11	
4/29/2010	(UB) Billing Summary Transfer		-814.71	
4/29/2010	(UB) Billing Summary Transfer		-15.81	
4/9/2010	(UB) Billing Summary Transfer		-751.03	
4/9/2010	(UB) Billing Summary Transfer		-17.82	
4/9/2010	(UB) Billing Summary Transfer		-100.20	
4/8/2010	(UB) Billing Summary Transfer		-33.02	
4/8/2010	(UB) Billing Summary Transfer		-15.87	
4/19/2010	(UB) Billing Summary Transfer		-24.00	
4/20/2010	(UB) Billing Summary Transfer		-11.97	
4/9/2010	(UB) Billing Summary Transfer		-708.76	
4/9/2010	(UB) Billing Summary Transfer		-19.72	
4/7/2010	(UB) Billing Summary Transfer		-49.30	
4/7/2010	(UB) Billing Summary Transfer		-0.71	
4/30/2010	(UB) Billing Summary Transfer		-129.17	
4/30/2010	(UB) Billing Summary Transfer		-3.82	
4/8/2010	(UB) Billing Summary Transfer		-49.80	
4/8/2010	(UB) Billing Summary Transfer		-1.50	
4/29/2010	(UB) Billing Summary Transfer		-154.94	
4/29/2010	(UB) Billing Summary Transfer		-7.37	
4/19/2010	(UB) Billing Summary Transfer		-25.28	
4/7/2010	(CR) Cash Summary Transfer		-50.00	
4/21/2010	(CR) Cash Summary Transfer		-50.00	
4/1/2010	(CR) Cash Summary Transfer		-50.00	
4/20/2010	(CR) Cash Summary Transfer		-100.00	
4/16/2010	(CR) Cash Summary Transfer		-50.00	
4/15/2010	(CR) Cash Summary Transfer		-50.00	
4/26/2010	(CR) Cash Summary Transfer		-50.00	

**Cannonsburg Water District
Detailed Trial Balance
Entries From 1/1/2010 Through 12/31/2010**

Account	Description Transactions-Date	Debit	Credit	Ending Balance
=====	=====	=====	=====	=====
235-000	Water Customer Deposits(Cont'd)			
4/27/2010	(CR) Cash Summary Transfer		-50.00	
4/19/2010	(CR) Cash Summary Transfer		-100.00	
4/6/2010	(CR) Cash Summary Transfer		-50.00	
4/9/2010	(CR) Cash Summary Transfer		-50.00	
4/5/2010	(CR) Cash Summary Transfer		-50.00	
4/19/2010	(CR) Cash Summary Transfer		-50.00	
4/20/2010	(CR) Cash Summary Transfer		-50.00	
4/8/2010	(CR) Cash Summary Transfer		-50.00	
4/26/2010	(CR) Cash Summary Transfer		-50.00	
4/27/2010	(CR) Cash Summary Transfer		-50.00	
5/10/2010	(UB) Billing Summary Transfer		-39.86	
5/10/2010	(UB) Billing Summary Transfer		-1.20	
5/6/2010	(UB) Billing Summary Transfer		-49.80	
5/6/2010	(UB) Billing Summary Transfer		-1.50	
5/25/2010	(UB) Billing Summary Transfer		-48.99	
5/25/2010	(UB) Billing Summary Transfer		-1.02	
5/27/2010	(UB) Billing Summary Transfer		-149.97	
5/27/2010	(UB) Billing Summary Transfer		-4.66	
5/4/2010	(UB) Billing Summary Transfer		-171.54	
5/4/2010	(UB) Billing Summary Transfer		-4.28	
5/5/2010	(UB) Billing Summary Transfer		-50.00	
5/10/2010	(UB) Billing Summary Transfer		-8.94	
5/6/2010	(UB) Billing Summary Transfer		-48.76	
5/27/2010	(UB) Billing Summary Transfer		-433.16	
5/27/2010	(UB) Billing Summary Transfer		-8.26	
5/4/2010	(UB) Billing Summary Transfer		-22.08	
5/3/2010	(CR) Cash Summary Transfer		-100.00	
5/20/2010	(CR) Cash Summary Transfer		-50.00	
5/4/2010	(CR) Cash Summary Transfer		-100.00	
5/5/2010	(CR) Cash Summary Transfer		-50.00	
5/13/2010	(CR) Cash Summary Transfer		-100.00	
5/14/2010	(CR) Cash Summary Transfer		-50.00	
5/26/2010	(CR) Cash Summary Transfer		-100.00	
5/24/2010	(CR) Cash Summary Transfer		-100.00	
5/12/2010	(CR) Cash Summary Transfer		-50.00	
5/10/2010	(CR) Cash Summary Transfer		-50.00	
5/20/2010	(CR) Cash Summary Transfer		-50.00	
5/4/2010	(CR) Cash Summary Transfer		-50.00	
5/28/2010	(CR) Cash Summary Transfer		-50.00	
5/21/2010	(CR) Cash Summary Transfer		-50.00	
5/6/2010	(CR) Cash Summary Transfer		-100.00	
5/11/2010	(CR) Cash Summary Transfer		-50.00	
5/20/2010	(CR) Cash Summary Transfer		-50.00	
5/4/2010	(CR) Cash Summary Transfer		-100.00	
5/3/2010	(CR) Cash Summary Transfer		-50.00	
5/24/2010	(CR) Cash Summary Transfer		-50.00	
5/10/2010	(CR) Cash Summary Transfer		-50.00	
5/17/2010	(CR) Cash Summary Transfer		-50.00	
6/30/2010	(UB) Billing Summary Transfer		-62.35	
6/30/2010	(UB) Billing Summary Transfer		-1.93	
6/11/2010	(UB) Billing Summary Transfer		-123.94	
6/11/2010	(UB) Billing Summary Transfer		-3.59	
6/2/2010	(UB) Billing Summary Transfer		-33.20	

Cannonsburg Water District
Detailed Trial Balance
Entries From 1/1/2010 Through 12/31/2010

Account	Description Transactions-Date	Debit	Credit	Ending Balance
<hr/>				
235-000	Water Customer Deposits(Cont'd)			
6/2/2010	(UB) Billing Summary Transfer		-1.00	
6/2/2010	(UB) Billing Summary Transfer		-2.06	
6/1/2010	(UB) Billing Summary Transfer		-56.00	
6/1/2010	(UB) Billing Summary Transfer		-1.68	
6/18/2010	(UB) Billing Summary Transfer		-20.94	
6/18/2010	(UB) Billing Summary Transfer		-0.63	
6/4/2010	(UB) Billing Summary Transfer		-82.19	
6/4/2010	(UB) Billing Summary Transfer		-2.02	
6/22/2010	(UB) Billing Summary Transfer		-16.60	
6/22/2010	(UB) Billing Summary Transfer		-0.50	
6/7/2010	(UB) Billing Summary Transfer		-45.13	
6/7/2010	(UB) Billing Summary Transfer		-1.00	
6/7/2010	(UB) Billing Summary Transfer		-2.06	
6/8/2010	(UB) Billing Summary Transfer		-40.64	
6/8/2010	(UB) Billing Summary Transfer		-1.96	
6/30/2010	(UB) Billing Summary Transfer		-347.28	
6/30/2010	(UB) Billing Summary Transfer		-8.60	
6/22/2010	(CR) Cash Summary Transfer		-50.00	
6/1/2010	(CR) Cash Summary Transfer		-100.00	
6/10/2010	(CR) Cash Summary Transfer		-50.00	
6/18/2010	(CR) Cash Summary Transfer		-50.00	
6/4/2010	(CR) Cash Summary Transfer		-50.00	
6/28/2010	(CR) Cash Summary Transfer		-50.00	
6/3/2010	(CR) Cash Summary Transfer		-50.00	
6/18/2010	(CR) Cash Summary Transfer		-50.00	
6/14/2010	(CR) Cash Summary Transfer		-50.00	
6/9/2010	(CR) Cash Summary Transfer		-50.00	
6/18/2010	(CR) Cash Summary Transfer		-50.00	
6/7/2010	(CR) Cash Summary Transfer		-50.00	
6/1/2010	(CR) Cash Summary Transfer		-50.00	
6/21/2010	(CR) Cash Summary Transfer		-50.00	
6/8/2010	(CR) Cash Summary Transfer		-50.00	
6/30/2010	(CR) Cash Summary Transfer		-50.00	
7/1/2010	(UB) Billing Summary Transfer		-45.38	
7/1/2010	(UB) Billing Summary Transfer		-1.05	
7/20/2010	(UB) Billing Summary Transfer		-1.62	
7/20/2010	(UB) Billing Summary Transfer		-92.80	
7/28/2010	(UB) Billing Summary Transfer		-43.82	
7/28/2010	(UB) Billing Summary Transfer		-1.28	
7/30/2010	(UB) Billing Summary Transfer		-138.83	
7/30/2010	(UB) Billing Summary Transfer		-2.92	
7/26/2010	(UB) Billing Summary Transfer		-16.60	
7/16/2010	(UB) Billing Summary Transfer		-45.71	
7/16/2010	(UB) Billing Summary Transfer		-1.50	
7/8/2010	(CR) Cash Summary Transfer		-50.00	
7/19/2010	(CR) Cash Summary Transfer		-50.00	
7/13/2010	(CR) Cash Summary Transfer		-50.00	
7/14/2010	(CR) Cash Summary Transfer		-50.00	
7/6/2010	(CR) Cash Summary Transfer		-150.00	
7/1/2010	(CR) Cash Summary Transfer		-50.00	
7/26/2010	(CR) Cash Summary Transfer		-100.00	
7/27/2010	(CR) Cash Summary Transfer		-50.00	
7/28/2010	(CR) Cash Summary Transfer		-50.00	

Cannonsburg Water District
Detailed Trial Balance
Entries From 1/1/2010 Through 12/31/2010

Account	Description Transactions-Date	Debit	Credit	Ending Balance
<hr/>				
235-000	Water Customer Deposits(Cont'd)			
7/16/2010	(CR) Cash Summary Transfer		-75.00	
7/1/2010	(CR) Cash Summary Transfer		-150.00	
7/15/2010	(CR) Cash Summary Transfer		-50.00	
7/19/2010	(CR) Cash Summary Transfer		-50.00	
7/9/2010	(CR) Cash Summary Transfer		-100.00	
7/22/2010	(CR) Cash Summary Transfer		-25.00	
7/2/2010	(CR) Cash Summary Transfer		-50.00	
7/7/2010	(CR) Cash Summary Transfer		-50.00	
7/30/2010	(CR) Cash Summary Transfer		-100.00	
7/28/2010	(CR) Cash Summary Transfer		-50.00	
7/23/2010	(CR) Cash Summary Transfer		-100.00	
8/31/2010	(UB) UMSWIN Summary Transfer		-1,139.02	
8/31/2010	(CR) UMSWIN Summary Transfer		-1,750.00	
9/30/2010	(UB) UMSWIN Summary Transfer	2,612.26		
9/30/2010	(CR) UMSWIN Summary Transfer		-950.00	
10/31/2010	(UB) UMSWIN Summary Transfer	1,146.37		
10/31/2010	(CR) UMSWIN Summary Transfer		-1,200.00	
10/31/2010	(JE) CORRECT DEP TRANS	11,427.83		
11/30/2010	(UB) UMSWIN Summary Transfer		-348.42	
11/30/2010	(CR) UMSWIN Summary Transfer		-800.00	
12/9/2010	(UB) Billing Summary Transfer		-35.68	
12/9/2010	(UB) Billing Summary Transfer		-1.07	
12/6/2010	(UB) Billing Summary Transfer		-44.02	
12/6/2010	(UB) Billing Summary Transfer		-0.91	
12/28/2010	(UB) Billing Summary Transfer		-48.22	
12/28/2010	(UB) Billing Summary Transfer		-1.78	
12/27/2010	(UB) Billing Summary Transfer		-23.42	
12/27/2010	(UB) Billing Summary Transfer		-0.70	
12/2/2010	(UB) Billing Summary Transfer		-33.20	
12/2/2010	(UB) Billing Summary Transfer		-1.00	
12/22/2010	(UB) Billing Summary Transfer		-40.64	
12/22/2010	(UB) Billing Summary Transfer		-1.22	
12/9/2010	(UB) Billing Summary Transfer	13.25		
12/22/2010	(UB) Billing Summary Transfer	8.14		
12/8/2010	(UB) Billing Summary Transfer		-65.16	
12/27/2010	(UB) Billing Summary Transfer	25.88		
12/2/2010	(UB) Billing Summary Transfer	15.80		
12/31/2010	(CR) UMSWIN Summary Transfer		-600.00	
235-000	ACCOUNT TOTAL	19,000.04	-20,081.90	-11,731.86
<hr/>				
235-100	Customer Deposits Interes	P Bal	358.13	
1/31/2010	(JE) jan water dep		-800.00	
1/31/2010	(JE) jan final & gone dep ref	0.17		
1/31/2010	(JE) jan water deposits	800.00		
1/1/2010	(JE) transfer to 675-500		-358.13	
1/31/2010	(JE) jan final & gone dep ref		-0.17	
2/28/2010	(JE) feb dep refunds	50.00		
2/28/2010	(JE) fe dep refunds		-50.00	
3/31/2010	(JE) MAR BILLING DEP REFUNDS	0.34		
3/31/2010	(JE) mar bill dep refunds		-0.34	
235-100	ACCOUNT TOTAL	850.51	-1,208.64	0.00

Cannonsburg Water District
Detailed Trial Balance
Entries From 1/1/2010 Through 12/31/2010

Account	Description Transactions-Date	Debit	Credit	Ending Balance
236-000	Taxes Accured Sales Tax	P Bal	0.00	
1/31/2010	(JE) jan billing reg		-2,236.48	
1/31/2010	(JE) jan sales & use tax comp	29.87		
2/10/2010	(JE) feb sales & use tax	2,206.58		
2/28/2010	(JE) feb billing reg		-2,452.51	
2/28/2010	(JE) feb sales * use tax comp	32.06		
3/9/2010	(JE) SALES & USE TAX	2,420.48		
3/31/2010	(JE) MAR BILLING REG		-1,955.22	
3/31/2010	(JE) MAR BILLING SALES & USE	27.05		
4/12/2010	(JE) sales & use tax	1,928.17		
4/30/2010	(UB) Billing Summary Transfer		-2,859.00	
4/7/2010	(UB) Billing Summary Transfer		-1.03	
4/20/2010	(UB) Billing Summary Transfer		-2.18	
5/6/2010	(UB) Billing Summary Transfer		-7.35	
5/27/2010	(UB) Billing Summary Transfer		-127.66	
5/28/2010	(UB) Billing Summary Transfer		-2,691.72	
5/20/2010	(UB) Billing Summary Transfer		-1.03	
5/14/2010	(UB) Billing Summary Transfer		-1.03	
5/4/2010	(UB) Billing Summary Transfer		-1.03	
5/12/2010	(JE) sales & use tax	2,826.12		
5/31/2010	(JE) may sales & use tax comp	36.09		
6/30/2010	(UB) Billing Summary Transfer		-2,435.57	
6/11/2010	(UB) Billing Summary Transfer		-1.03	
6/2/2010	(UB) Billing Summary Transfer		-1.03	
6/7/2010	(UB) Billing Summary Transfer		-1.03	
6/18/2010	(UB) Billing Summary Transfer		-4.30	
6/29/2010	(UB) Billing Summary Transfer		-7.57	
6/11/2010	(JE) sales & use tax	2,660.39		
6/30/2010	(JE) sales & use tax	32.00		
7/30/2010	(UB) Billing Summary Transfer		-2,570.45	
7/2/2010	(UB) Billing Summary Transfer		-3.05	
7/14/2010	(JE) sales use tax	2,418.51		
7/31/2010	(JE) sales & use tax	33.23		
8/13/2010	(JE) sales & use tax	2,540.23		
8/31/2010	(UB) UMSWIN Summary Transfer		-2,975.85	
8/31/2010	(JE) sales & use tax comp	37.12		
9/30/2010	(UB) UMSWIN Summary Transfer		-2,632.17	
9/30/2010	(JE) sept sales & use tax com	33.74		
9/17/2010	(JE) comwealth sales & use ta	2,924.96		
9/30/2010	(JE) sales & use tax overpymt	157.43		
10/31/2010	(UB) UMSWIN Summary Transfer		-2,560.60	
10/20/2010	(JE) SALES & USE TAX	2,590.54		
10/31/2010	(JE) OCT SALES & USAGE COMP	33.08		
11/30/2010	(UB) UMSWIN Summary Transfer		-2,898.47	
11/10/2010	(JE) state tax	2,524.48		
11/30/2010	(JE) nov sales & use tax comp	35.54		
12/29/2010	(UB) Billing Summary Transfer		-101.58	
12/28/2010	(UB) Billing Summary Transfer		-1.00	
12/30/2010	(UB) Billing Summary Transfer		-2,467.96	
12/9/2010	(UB) Billing Summary Transfer		-1.03	
12/15/2010	(UB) Billing Summary Transfer		-1.03	
12/8/2010	(JE) sales & use tax	2,768.44		
12/31/2010	(JE) dec sales U use comp	32.20		
12/31/2010	(JE) to correct sales & use	233.83		

Cannonsburg Water District
Detailed Trial Balance
Entries From 1/1/2010 Through 12/31/2010

Account	Description Transactions-Date	Debit	Credit	Ending Balance
236-000	ACCOUNT TOTAL	28,562.14	-30,999.96	-2,437.82
236-100	Utility Tax - School Tax			
	P Bal	0.00		
1/31/2010	(JE) jan billing reg		-4,272.39	
2/10/2010	(JE) feb utility school tax	4,272.39		
2/28/2010	(JE) feb billing reg		-4,173.74	
3/9/2010	(JE) SCHOOL TAX	4,173.74		
3/31/2010	(JE) MAR BILLING REG		-3,251.98	
4/12/2010	(JE) school utility tax	3,251.98		
4/23/2010	(UB) Billing Summary Transfer	66.53		
4/29/2010	(UB) Billing Summary Transfer	2.13		
4/5/2010	(UB) Billing Summary Transfer	2.15		
4/30/2010	(UB) Billing Summary Transfer		-4,268.80	
4/23/2010	(UB) Billing Summary Transfer		-0.50	
4/20/2010	(UB) Billing Summary Transfer		-7.72	
4/27/2010	(UB) Billing Summary Transfer		-1.00	
4/7/2010	(UB) Billing Summary Transfer		-3.00	
4/8/2010	(UB) Billing Summary Transfer		-1.50	
4/19/2010	(UB) Billing Summary Transfer		-0.76	
5/6/2010	(UB) Billing Summary Transfer	3.57		
5/27/2010	(UB) Billing Summary Transfer	86.15		
5/7/2010	(UB) Billing Summary Transfer	3.83		
5/28/2010	(UB) Billing Summary Transfer		-4,337.04	
5/10/2010	(UB) Billing Summary Transfer		-2.31	
5/14/2010	(UB) Billing Summary Transfer		-2.00	
5/27/2010	(UB) Billing Summary Transfer		-1.00	
5/6/2010	(UB) Billing Summary Transfer		-1.50	
5/25/2010	(UB) Billing Summary Transfer		-2.61	
5/5/2010	(UB) Billing Summary Transfer		-4.94	
5/19/2010	(UB) Billing Summary Transfer		-0.50	
5/4/2010	(UB) Billing Summary Transfer		-3.68	
5/20/2010	(UB) Billing Summary Transfer		-1.00	
5/18/2010	(UB) Billing Summary Transfer		-0.50	
5/11/2010	(JE) school tax	4,283.28		
6/29/2010	(UB) Billing Summary Transfer	39.11		
6/14/2010	(UB) Billing Summary Transfer	1.33		
6/30/2010	(UB) Billing Summary Transfer		-4,286.73	
6/11/2010	(UB) Billing Summary Transfer		-3.28	
6/4/2010	(UB) Billing Summary Transfer		-3.67	
6/24/2010	(UB) Billing Summary Transfer		-0.72	
6/7/2010	(UB) Billing Summary Transfer		-1.96	
6/1/2010	(UB) Billing Summary Transfer		-2.00	
6/22/2010	(UB) Billing Summary Transfer		-3.41	
6/16/2010	(UB) Billing Summary Transfer		-1.22	
6/8/2010	(UB) Billing Summary Transfer		-1.50	
6/29/2010	(UB) Billing Summary Transfer		-4.99	
6/18/2010	(UB) Billing Summary Transfer		-2.72	
6/2/2010	(UB) Billing Summary Transfer		-0.50	
6/11/2010	(JE) school taxes	4,357.08		
7/26/2010	(UB) Billing Summary Transfer	62.52		
7/29/2010	(UB) Billing Summary Transfer	2.21		
7/2/2010	(UB) Billing Summary Transfer	2.11		
7/1/2010	(UB) Billing Summary Transfer	1.23		
7/12/2010	(UB) Billing Summary Transfer	0.50		

Cannonsburg Water District
Detailed Trial Balance
Entries From 1/1/2010 Through 12/31/2010

Account	Description Transactions-Date	Debit	Credit	Ending Balance
236-100	Utility Tax - School Tax(Cont'd)			
7/30/2010	(UB) Billing Summary Transfer		-4,404.60	
7/28/2010	(UB) Billing Summary Transfer		-1.45	
7/16/2010	(UB) Billing Summary Transfer		-5.00	
7/9/2010	(UB) Billing Summary Transfer		-1.50	
7/6/2010	(UB) Billing Summary Transfer		-1.50	
7/22/2010	(UB) Billing Summary Transfer		-1.00	
7/20/2010	(UB) Billing Summary Transfer		-11.18	
7/2/2010	(UB) Billing Summary Transfer		-2.48	
7/7/2010	(UB) Billing Summary Transfer		-0.54	
7/1/2010	(UB) Billing Summary Transfer		-0.50	
7/21/2010	(UB) Billing Summary Transfer		-0.50	
7/29/2010	(UB) Billing Summary Transfer		-0.50	
7/12/2010	(UB) Billing Summary Transfer		-0.50	
7/26/2010	(UB) Billing Summary Transfer		-0.94	
7/14/2010	(JE) school tax	4,312.70		
8/13/2010	(JE) scholol utility tax	4,432.19		
8/31/2010	(UB) UMSWIN Summary Transfer		-4,908.42	
9/30/2010	(UB) UMSWIN Summary Transfer		-4,239.99	
9/17/2010	(JE) comwealth school utiity	5,001.08		
9/30/2010	(JE) sch util tx adj		-474.51	
10/31/2010	(UB) UMSWIN Summary Transfer		-4,180.06	
10/19/2010	(JE) SCHOOL UTILITY TAX	4,348.47		
11/30/2010	(UB) UMSWIN Summary Transfer		-4,305.82	
11/10/2010	(JE) school utliity tax	4,348.47		
12/29/2010	(UB) Billing Summary Transfer	124.58		
12/1/2010	(UB) Billing Summary Transfer	1.55		
12/28/2010	(UB) Billing Summary Transfer	101.82		
12/30/2010	(UB) Billing Summary Transfer		-4,027.21	
12/2/2010	(UB) Billing Summary Transfer		-4.72	
12/29/2010	(UB) Billing Summary Transfer		-4.74	
12/15/2010	(UB) Billing Summary Transfer		-6.21	
12/9/2010	(UB) Billing Summary Transfer		-2.81	
12/6/2010	(UB) Billing Summary Transfer		-2.13	
12/22/2010	(UB) Billing Summary Transfer		-2.35	
12/13/2010	(UB) Billing Summary Transfer		-1.58	
12/7/2010	(UB) Billing Summary Transfer		-2.61	
12/21/2010	(UB) Billing Summary Transfer		-1.59	
12/28/2010	(UB) Billing Summary Transfer		-0.50	
12/27/2010	(UB) Billing Summary Transfer		-0.70	
12/8/2010	(JE) school utility tax	4,438.91		
236-100	ACCOUNT TOTAL	47,721.61	-51,249.31	-3,527.70
240-000	Tax Collection Social Sec	P Bal	0.00	
1/7/2010	(PR) 1/7/2010 Payroll		-418.11	
1/21/2010	(PR) 1/21/2010 Payroll		-1,053.91	
1/26/2010	(PR) 1/26/2010 Payroll		-176.14	
1/11/2010	(JE) PAYROLL TAXES	338.86		
1/25/2010	(JE) PAYROLL TAXES	854.15		
1/28/2010	(JE) PAYROLL TAXES	142.75		
1/1/2010	(JE) taxes correction	312.40		
2/4/2010	(PR) 2/4/2010 Payroll		-875.30	
2/17/2010	(PR) 2/17/2010 Payroll		-142.75	
2/18/2010	(PR) 2/18/2010 Payroll		-830.92	

**Cannonsburg Water District
Detailed Trial Balance
Entries From 1/1/2010 Through 12/31/2010**

Account	Description Transactions-Date	Debit	Credit	Ending Balance
=====	=====	=====	=====	=====
240-000	Tax Collection Social Sec(Cont'd)			
2/5/2010	(JE) 2/5/10 payroll taxes	875.30		
2/19/2010	(JE) 2/19/10 payroll taxes	973.67		
3/4/2010	(PR) 3/4/2010 Payroll		-805.12	
3/8/2010	(JE) PAYROLL TAXES	805.12		
3/22/2010	(JE) PAYROLL TAXES	943.58		
3/31/2010	(JE) PAYROLL TAXES	951.53		
3/17/2010	(PR) PAYROLL		-805.24	
3/18/2010	(PR) PAYROLL		-138.34	
3/31/2010	(PR) PAYROLL		-813.19	
4/15/2010	(PR) 4/15/2010 Payroll		-1,139.56	
4/21/2010	(PR) 4/21/2010 Payroll		-170.70	
4/29/2010	(PR) 4/29/2010 Payroll		-1,017.46	
4/16/2010	(JE) payroll taxes	923.57		
4/30/2010	(JE) payroll taxes	962.94		
4/30/2010	(JE) transfer to medicare	441.21		
5/12/2010	(JE) payroll taxes	763.20		
5/26/2010	(JE) payroll taxes	908.72		
5/13/2010	(PR) 5/13/2010 Payroll		-941.70	
5/21/2010	(PR) 5/21/2010 Payroll		-170.70	
5/27/2010	(PR) 5/27/2010 Payroll		-950.57	
5/31/2010	(JE) transfer to 241-000	391.05		
6/10/2010	(PR) 6/10/2010 Payroll		-954.47	
6/22/2010	(PR) 6/22/2010 Payroll		-170.70	
6/24/2010	(PR) 6/24/2010 Payroll		-960.09	
6/14/2010	(JE) payroll taxes	773.55		
6/29/2010	(JE) payroll taxes	916.44		
6/30/2010	(JE) transfer to 241-000	395.27		
7/8/2010	(PR) 7/8/2010 Payroll		-1,009.33	
7/22/2010	(PR) 7/22/2010 Payroll		-976.51	
7/26/2010	(PR) 7/26/2010 Payroll		-170.70	
7/12/2010	(JE) payroll taxes	818.02		
7/23/2010	(JE) payroll taxes	791.42		
7/27/2010	(JE) payroll taxes	32.36		
7/27/2010	(JE) payroll taxes	138.34		
7/31/2010	(JE) transfer to 241-000	408.76		
8/31/2010	(PR) Payroll Summary Transfer		-2,080.40	
8/6/2010	(EX) payroll ta ky revenue	769.59		
8/6/2010	(EX) payroll ta ky revenue	180.07		
8/23/2010	(EX) pyrl tx ky revenue	916.16		
8/23/2010	(EX) pyrl tx ky revenue	214.28		
9/30/2010	(PR) Payroll Summary Transfer		-3,227.73	
9/3/2010	(JE) payroll taxes	198.71		
9/3/2010	(JE) payroll taxes	849.62		
9/20/2010	(JE) payroll taxes	183.60		
9/20/2010	(JE) payroll taxes	784.99		
9/22/2010	(JE) payroll taxes	32.36		
9/22/2010	(JE) payroll taxes	138.34		
9/9/2010	(JE) payroll refund		-138.34	
9/9/2010	(JE) payroll refund		-32.36	
10/31/2010	(PR) Payroll Summary Transfer		-3,098.00	
10/4/2010	(JE) PAYROLL TAXES	197.15		
10/4/2010	(JE) PAYROLL TAXES	842.96		
10/15/2010	(JE) PAYROLL TAXES	190.65		

**Cannonsburg Water District
Detailed Trial Balance
Entries From 1/1/2010 Through 12/31/2010**

Account	Description Transactions-Date	Debit	Credit	Ending Balance
240-000	Tax Collection Social Sec(Cont'd)			
10/15/2010	(JE) PAYROLL TAXES	815.11		
10/29/2010	(JE) PAYROLL TAXES	205.95		
10/29/2010	(JE) PAYROLL TAXES	880.53		
10/31/2010	(JE) CORRECTION	1,006.06		
11/30/2010	(PR) Payroll Summary Transfer		-2,117.11	
11/10/2010	(JE) payroll taxes	190.94		
11/10/2010	(JE) payroll taxes	816.43		
11/24/2010	(JE) payroll taxes	210.36		
11/24/2010	(JE) payroll taxes	899.38		
12/31/2010	(PR) Payroll Summary Transfer		-2,623.88	
12/10/2010	(JE) payroll taxes	223.94		
12/10/2010	(JE) payroll taxes	957.65		
12/15/2010	(JE) payroll taxes	53.49		
12/15/2010	(JE) payroll taxes	228.72		
12/24/2010	(JE) payroll taxes	219.89		
12/24/2010	(JE) payroll taxes	940.19		
240-000	ACCOUNT TOTAL	28,009.33	-28,009.33	0.00
241-000	Tax Collection Medicare W			
		P Bal	0.00	
1/11/2010	(JE) PAYROLL TAXES	79.25		
1/25/2010	(JE) PAYROLL TAXES	199.76		
1/28/2010	(JE) PAYROLL TAXES	33.39		
1/1/2010	(JE) taxes correction		-312.40	
2/5/2010	(JE) 2/5/10 payroll taxes	204.72		
2/19/2010	(JE) 2/19/10 payroll taxes	227.71		
2/4/2010	(PR) pyrl taxes		-204.72	
2/19/2010	(PR) pyrl taxes		-227.71	
3/8/2010	(JE) PAYROLL TAXES	188.30		
3/22/2010	(JE) PAYROLL TAXES	220.70		
3/31/2010	(JE) PAYROLL TAXES	222.56		
3/31/2010	(PR) PAYROLL		-599.20	
4/16/2010	(JE) payroll taxes	215.99		
4/30/2010	(JE) payroll taxes	225.22		
4/30/2010	(JE) transfer from s s		-441.21	
5/12/2010	(JE) payroll taxes	178.50		
5/26/2010	(JE) payroll taxes	212.55		
5/31/2010	(JE) transfer from 240-000		-391.05	
6/14/2010	(JE) payroll taxes	180.92		
6/29/2010	(JE) payroll taxes	214.35		
6/30/2010	(JE) transfer from 240-000		-395.27	
7/12/2010	(JE) payroll taxes	191.31		
7/23/2010	(JE) payroll taxes	185.09		
7/31/2010	(JE) transfer from 240-000		-408.76	
241-000	ACCOUNT TOTAL	2,980.32	-2,980.32	0.00
241-100	Tax Collection Federal W/			
		P Bal	0.00	
1/7/2010	(PR) 1/7/2010 Payroll		-385.51	
1/21/2010	(PR) 1/21/2010 Payroll		-1,612.06	
1/26/2010	(PR) 1/26/2010 Payroll		-15.00	
1/11/2010	(JE) PAYROLL TAXES	385.51		
1/25/2010	(JE) PAYROLL TAXES	1,612.16		
1/28/2010	(JE) PAYROLL TAXES	15.00		
1/1/2010	(JE) tax correction		-0.10	

Cannonsburg Water District
Detailed Trial Balance
Entries From 1/1/2010 Through 12/31/2010

Account	Description Transactions-Date	Debit	Credit	Ending Balance
=====	=====	=====	=====	=====
241-100	Tax Collection Federal W/(Cont'd)			
2/4/2010	(PR) 2/4/2010 Payroll		-1,678.70	
2/17/2010	(PR) 2/17/2010 Payroll		-15.00	
2/18/2010	(PR) 2/18/2010 Payroll		-1,529.75	
2/5/2010	(JE) 2/5/10 payroll taxes	1,678.70		
2/19/2010	(JE) 2/19/10 payroll taxes	1,544.75		
3/4/2010	(PR) 3/4/2010 Payroll		-1,461.09	
3/8/2010	(JE) PAYROLL TAXES	1,461.09		
3/22/2010	(JE) PAYROLL TAXES	1,478.28		
3/31/2010	(JE) PAYROLL TAXES	1,486.68		
3/17/2010	(PR) PAYROLL		-1,463.28	
3/18/2010	(PR) PAYROLL		-15.00	
3/31/2010	(PR) PAYROLL		-1,471.68	
4/15/2010	(PR) 4/15/2010 Payroll		-1,837.37	
4/21/2010	(PR) 4/21/2010 Payroll		-15.00	
4/29/2010	(PR) 4/29/2010 Payroll		-1,593.50	
4/16/2010	(JE) payroll taxes	1,837.37		
4/30/2010	(JE) payroll taxes	1,608.50		
5/12/2010	(JE) payroll taxes	1,442.96		
5/26/2010	(JE) payroll taxes	1,503.70		
5/13/2010	(PR) 5/13/2010 Payroll		-1,442.96	
5/21/2010	(PR) 5/21/2010 Payroll		-15.00	
5/27/2010	(PR) 5/27/2010 Payroll		-1,488.70	
6/10/2010	(PR) 6/10/2010 Payroll		-1,513.40	
6/22/2010	(PR) 6/22/2010 Payroll		-15.00	
6/24/2010	(PR) 6/24/2010 Payroll		-1,552.66	
6/14/2010	(JE) payroll taxes	1,513.40		
6/29/2010	(JE) payroll taxes	1,567.66		
7/8/2010	(PR) 7/8/2010 Payroll		-1,694.78	
7/22/2010	(PR) 7/22/2010 Payroll		-1,569.69	
7/26/2010	(PR) 7/26/2010 Payroll		-15.00	
7/12/2010	(JE) payroll taxes	1,694.78		
7/23/2010	(JE) payroll taxes	1,569.69		
7/27/2010	(JE) payroll taxes	15.00		
8/31/2010	(PR) Payroll Summary Transfer		-2,959.40	
8/6/2010	(EX) payroll ta ky revenue	1,487.76		
8/23/2010	(EX) pyrl tx ky revenue	1,471.64		
9/30/2010	(PR) Payroll Summary Transfer		-4,857.04	
9/3/2010	(JE) payroll taxes	1,701.03		
9/20/2010	(JE) payroll taxes	1,469.54		
9/22/2010	(JE) payroll taxes	15.00		
9/9/2010	(JE) payroll refund		-15.00	
10/31/2010	(PR) Payroll Summary Transfer		-3,142.08	
10/4/2010	(JE) PAYROLL TAXES	1,671.47		
10/15/2010	(JE) PAYROLL TAXES	1,693.01		
10/29/2010	(JE) PAYROLL TAXES	1,449.07		
11/30/2010	(PR) Payroll Summary Transfer		-2,955.79	
11/10/2010	(JE) payroll taxes	1,537.41		
11/24/2010	(JE) payroll taxes	1,418.38		
12/31/2010	(PR) Payroll Summary Transfer		-3,654.69	
12/10/2010	(JE) payroll taxes	1,600.50		
12/15/2010	(JE) payroll taxes	506.44		
12/24/2010	(JE) payroll taxes	1,547.75		

**Cannonsburg Water District
Detailed Trial Balance
Entries From 1/1/2010 Through 12/31/2010**

Account	Description Transactions-Date	Debit	Credit	Ending Balance
241-100	ACCOUNT TOTAL	39,984.23	-39,984.23	0.00
241-200	Tax Collection State W/H			
		P Bal	0.00	
1/14/2010	(AP) KYSTATETRE KY State Treas	2,041.94		
1/7/2010	(PR) 1/7/2010 Payroll		-264.62	
1/21/2010	(PR) 1/21/2010 Payroll		-754.45	
1/26/2010	(PR) 1/26/2010 Payroll		-31.22	
1/14/2010	(JE) to correct state tax 1/1	1.90		
1/1/2010	(JE) TRANSFER FROM 231 ST TX		-2,043.84	
1/31/2010	(JE) PAYROLL SOFTWARE COR	19.15		
2/12/2010	(AP) KYSTATETRE KY State Treas	1,031.14		
2/4/2010	(PR) 2/4/2010 Payroll		-760.68	
2/17/2010	(PR) 2/17/2010 Payroll		-31.22	
2/18/2010	(PR) 2/18/2010 Payroll		-734.16	
3/5/2010	(AP) KYSTATETRE KY State Treas	1,526.06		
3/4/2010	(PR) 3/4/2010 Payroll		-709.99	
3/17/2010	(PR) PAYROLL		-710.13	
3/18/2010	(PR) PAYROLL		-29.46	
3/31/2010	(PR) PAYROLL		-717.55	
4/14/2010	(AP) KYREVENUE KY State Treasu	2,167.13		
4/15/2010	(PR) 4/15/2010 Payroll		-832.62	
4/21/2010	(PR) 4/21/2010 Payroll		-27.83	
4/29/2010	(PR) 4/29/2010 Payroll		-738.68	
4/30/2010	(JE) correct pyrl entry	29.10		
5/7/2010	(AP) KYREVENUE KY State Treasu	1,570.03		
5/13/2010	(PR) 5/13/2010 Payroll		-671.96	
5/21/2010	(PR) 5/21/2010 Payroll		-27.83	
5/27/2010	(PR) 5/27/2010 Payroll		-681.05	
6/10/2010	(PR) 6/10/2010 Payroll		-684.02	
6/22/2010	(PR) 6/22/2010 Payroll		-27.83	
6/24/2010	(PR) 6/24/2010 Payroll		-688.27	
6/8/2010	(AP) KYREVENUE KY State Treasu	1,380.84		
7/8/2010	(PR) 7/8/2010 Payroll		-725.61	
7/22/2010	(PR) 7/22/2010 Payroll		-700.72	
7/26/2010	(PR) 7/26/2010 Payroll		-27.83	
7/8/2010	(AP) KYSTTREAS KY ST Treasurer	1,400.12		
8/31/2010	(AP) A/P Summary Transfer	1,454.16		
8/31/2010	(PR) Payroll Summary Transfer		-1,390.51	
9/30/2010	(PR) Payroll Summary Transfer		-2,218.52	
9/30/2010	(AP) A/P Summary Transfer	1,686.05		
10/31/2010	(AP) A/P Summary Transfer	2,197.43		
10/31/2010	(PR) Payroll Summary Transfer		-1,438.43	
11/30/2010	(AP) A/P Summary Transfer	1,438.43		
11/30/2010	(PR) Payroll Summary Transfer		-1,415.34	
12/31/2010	(AP) A/P Summary Transfer	1,169.99		
12/31/2010	(PR) Payroll Summary Transfer		-1,769.99	
12/31/2010	(JE) accts payable	1,740.97		
241-200	ACCOUNT TOTAL	20,854.44	-20,854.36	0.08
241-300	County Payroll Tax 12			
		P Bal	0.00	
1/14/2010	(AP) BOYDCOFISC Boyd Co. Fisca	1,318.54		
1/7/2010	(PR) 1/7/2010 Payroll		-55.32	
1/21/2010	(PR) 1/21/2010 Payroll		-140.68	
1/26/2010	(PR) 1/26/2010 Payroll		-25.00	

Cannonsburg Water District
Detailed Trial Balance
Entries From 1/1/2010 Through 12/31/2010

Account	Description Transactions-Date	Debit	Credit	Ending Balance
<hr/>				
241-300	County Payroll Tax 12(Cont'd)			
1/1/2010	(JE) transfer from 231		-1,318.54	
1/31/2010	(JE) PAYROLL SOFTWARE COR		-19.57	
2/4/2010	(PR) 2/4/2010 Payroll		-158.16	
2/17/2010	(PR) 2/17/2010 Payroll		-25.00	
2/18/2010	(PR) 2/18/2010 Payroll		-150.62	
3/4/2010	(PR) 3/4/2010 Payroll		-149.25	
3/17/2010	(PR) PAYROLL		-149.28	
3/18/2010	(PR) PAYROLL		-25.00	
3/31/2010	(PR) PAYROLL		-150.62	
4/14/2010	(AP) BOYDCOFISC Boyd Co. Fisca	1,048.50		
4/15/2010	(PR) 4/15/2010 Payroll		-144.01	
4/21/2010	(PR) 4/21/2010 Payroll		-25.00	
4/29/2010	(PR) 4/29/2010 Payroll		-138.44	
5/13/2010	(PR) 5/13/2010 Payroll		-141.89	
5/21/2010	(PR) 5/21/2010 Payroll		-25.00	
5/27/2010	(PR) 5/27/2010 Payroll		-142.17	
6/10/2010	(PR) 6/10/2010 Payroll		-142.73	
6/22/2010	(PR) 6/22/2010 Payroll		-25.00	
6/24/2010	(PR) 6/24/2010 Payroll		-143.48	
7/8/2010	(PR) 7/8/2010 Payroll		-150.28	
7/22/2010	(PR) 7/22/2010 Payroll		-145.75	
7/26/2010	(PR) 7/26/2010 Payroll		-25.00	
7/8/2010	(AP) BOYDCOFISC Boyd Co. Fisca	956.82		
8/31/2010	(PR) Payroll Summary Transfer		-311.48	
9/30/2010	(PR) Payroll Summary Transfer		-470.27	
10/31/2010	(AP) A/P Summary Transfer	464.25		
10/31/2010	(PR) Payroll Summary Transfer		-312.90	
11/30/2010	(PR) Payroll Summary Transfer		-316.91	
12/31/2010	(PR) Payroll Summary Transfer		-386.64	
12/31/2010	(JE) accts payable	1,016.45		
241-300	ACCOUNT TOTAL	4,804.56	-5,413.99	-609.43
<hr/>				
244-000	Accrued Sick Leave			
	P Bal		-18,923.37	
12/31/2010	(JE) ae sick leave	7,827.65		
244-000	ACCOUNT TOTAL	7,827.65	0.00	-11,095.72
<hr/>				
250-000	Gas Employee Personal			
	P Bal	5,981.60		
1/28/2010	(AP) JOHNCLARK John W. Clark O	232.15		
1/28/2010	(AP) JOHNCLARK John W. Clark O	328.91		
1/28/2010	(AP) JOHNCLARK John W. Clark O	197.60		
1/28/2010	(AP) JOHNCLARK John W. Clark O	138.01		
1/28/2010	(AP) JOHNCLARK John W. Clark O	85.65		
1/28/2010	(AP) JOHNCLARK John W. Clark O	238.45		
1/21/2010	(PR) 1/21/2010 Payroll		-324.20	
1/1/2010	(JE) transfer to 231		-2,990.80	
1/1/2010	(JE) EMPLOYEE GAS		-1,495.40	
2/19/2010	(AP) JOHNCLARK John W. Clark O	77.72		
2/19/2010	(AP) JOHNCLARK John W. Clark O	79.24		
2/4/2010	(PR) 2/4/2010 Payroll		-514.10	
2/18/2010	(PR) 2/18/2010 Payroll		-473.02	
3/19/2010	(AP) JOHNCLARK John W. Clark O	56.54		
3/19/2010	(AP) JOHNCLARK John W. Clark O	92.72		
3/19/2010	(AP) JOHNCLARK John W. Clark O	63.37		

**Cannonsburg Water District
Detailed Trial Balance
Entries From 1/1/2010 Through 12/31/2010**

Account	Description Transactions-Date	Debit	Credit	Ending Balance
250-000	Gas Employee Personal(Cont'd)			
3/19/2010	(AP) JOHNCLARK John W. Clark O	110.64		
3/19/2010	(AP) JOHNCLARK John W. Clark O	119.45		
3/19/2010	(AP) JOHNCLARK John W. Clark O	87.23		
3/5/2010	(AP) JOHNCLARK John W. Clark O	17.84		
3/5/2010	(AP) JOHNCLARK John W. Clark O	144.11		
3/5/2010	(AP) JOHNCLARK John W. Clark O	51.31		
3/5/2010	(AP) JOHNCLARK John W. Clark O	179.67		
3/5/2010	(AP) JOHNCLARK John W. Clark O	176.85		
3/5/2010	(AP) JOHNCLARK John W. Clark O	72.27		
3/30/2010	(AP) JOHNCLARK John W. Clark O	48.94		
3/30/2010	(AP) JOHNCLARK John W. Clark O	178.92		
3/30/2010	(AP) JOHNCLARK John W. Clark O	133.60		
3/30/2010	(AP) JOHNCLARK John W. Clark O	144.11		
3/30/2010	(AP) JOHNCLARK John W. Clark O	91.45		
3/30/2010	(AP) JOHNCLARK John W. Clark O	72.49		
3/4/2010	(PR) 3/4/2010 Payroll		-679.50	
3/17/2010	(PR) PAYROLL		-497.86	
3/31/2010	(PR) PAYROLL		-678.91	
4/19/2010	(AP) JOHNCLARK John W. Clark O	1,031.69		
4/15/2010	(PR) 4/15/2010 Payroll		-1,060.60	
4/29/2010	(PR) 4/29/2010 Payroll		-648.57	
5/7/2010	(AP) JOHNCLARK John W. Clark O	133.02		
5/7/2010	(AP) JOHNCLARK John W. Clark O	98.80		
5/7/2010	(AP) JOHNCLARK John W. Clark O	161.48		
5/7/2010	(AP) JOHNCLARK John W. Clark O	182.13		
5/7/2010	(AP) JOHNCLARK John W. Clark O	73.15		
5/18/2010	(AP) JOHNCLARK John W. Clark O	116.88		
5/18/2010	(AP) JOHNCLARK John W. Clark O	139.05		
5/18/2010	(AP) JOHNCLARK John W. Clark O	38.95		
5/18/2010	(AP) JOHNCLARK John W. Clark O	104.55		
5/18/2010	(AP) JOHNCLARK John W. Clark O	142.63		
5/13/2010	(PR) 5/13/2010 Payroll		-542.06	
5/27/2010	(PR) 5/27/2010 Payroll		-738.53	
6/10/2010	(PR) 6/10/2010 Payroll		-558.70	
6/24/2010	(PR) 6/24/2010 Payroll		-840.00	
6/8/2010	(AP) JOHNCLARK John W. Clark O	97.87		
6/8/2010	(AP) JOHNCLARK John W. Clark O	138.43		
6/8/2010	(AP) JOHNCLARK John W. Clark O	146.78		
6/8/2010	(AP) JOHNCLARK John W. Clark O	179.95		
6/8/2010	(AP) JOHNCLARK John W. Clark O	175.50		
6/17/2010	(AP) JOHNCLARK John W. Clark O	57.57		
6/17/2010	(AP) JOHNCLARK John W. Clark O	154.07		
6/17/2010	(AP) JOHNCLARK John W. Clark O	91.20		
6/17/2010	(AP) JOHNCLARK John W. Clark O	182.70		
6/17/2010	(AP) JOHNCLARK John W. Clark O	71.26		
7/8/2010	(PR) 7/8/2010 Payroll		-589.34	
7/22/2010	(PR) 7/22/2010 Payroll		-222.80	
7/19/2010	(AP) JOHNCLARK John W. Clark O	244.06		
7/19/2010	(AP) JOHNCLARK John W. Clark O	382.48		
7/19/2010	(AP) JOHNCLARK John W. Clark O	311.14		
7/19/2010	(AP) JOHNCLARK John W. Clark O	369.33		
7/19/2010	(AP) JOHNCLARK John W. Clark O	328.49		
8/31/2010	(AP) A/P Summary Transfer	1,569.87		

**Cannonsburg Water District
Detailed Trial Balance
Entries From 1/1/2010 Through 12/31/2010**

Account	Description Transactions-Date	Debit	Credit	Ending Balance
=====				
250-000	Gas Employee Personal(Cont'd)			
8/31/2010	(PR) Payroll Summary Transfer		-1,569.87	
9/30/2010	(PR) Payroll Summary Transfer		-1,740.86	
9/30/2010	(AP) A/P Summary Transfer	758.97		
10/31/2010	(AP) A/P Summary Transfer	2,118.82		
10/31/2010	(PR) Payroll Summary Transfer		-549.44	
11/30/2010	(AP) A/P Summary Transfer	699.31		
11/30/2010	(PR) Payroll Summary Transfer		-1,285.84	
12/31/2010	(AP) A/P Summary Transfer	2,080.64		
12/31/2010	(PR) Payroll Summary Transfer		-1,620.15	
12/31/2010	(JE) accts payable	834.86		
12/31/2010	(JE) transfer gas		-1,961.06	
12/31/2010	(JE) ae gas employee		-5,981.60	
250-000	ACCOUNT TOTAL	16,434.87	-27,563.21	-5,146.74
<hr/>				
251-000	Health Ins Withheld Empl	P Bal	0.00	
1/7/2010	(PR) 1/7/2010 Payroll		-331.02	
1/21/2010	(PR) 1/21/2010 Payroll		-905.24	
1/26/2010	(PR) 1/26/2010 Payroll		-197.37	
2/12/2010	(AP) ANTHEMBLUE Antthm Blue Cr	1,433.63		
2/4/2010	(PR) 2/4/2010 Payroll		-905.24	
2/17/2010	(PR) 2/17/2010 Payroll		-197.37	
2/18/2010	(PR) 2/18/2010 Payroll		-905.24	
3/19/2010	(AP) ANTHEMBLUE Antthm Blue Cr	3,846.06		
3/5/2010	(AP) ANTHEMBLUE Antthm Blue Cr	2,007.85		
3/4/2010	(PR) 3/4/2010 Payroll		-1,192.46	
3/17/2010	(PR) PAYROLL		-1,192.46	
3/18/2010	(PR) PAYROLL		-268.67	
3/31/2010	(PR) PAYROLL		-1,192.46	
4/19/2010	(AP) ANTHEMBLUE Antthm Blue Cr	1,438.12		
4/1/2010	(AP) RICHADCROO Richard J. Cro	75.99		
4/1/2010	(AP) JAMESMICHA James Michael	154.97		
4/15/2010	(PR) 4/15/2010 Payroll		-230.96	
4/21/2010	(PR) 4/21/2010 Payroll		-268.68	
4/29/2010	(PR) 4/29/10 payroll		-1,169.30	
5/13/2010	(PR) 5/13/2010 Payroll		-1,169.30	
5/21/2010	(PR) 5/21/2010 Payroll		-268.68	
5/27/2010	(PR) 5/27/2010 Payroll		-1,081.17	
6/10/2010	(PR) 6/10/2010 Payroll		-1,081.17	
6/22/2010	(PR) 6/22/2010 Payroll		-268.68	
6/24/2010	(PR) 6/24/2010 Payroll		-1,081.17	
6/8/2010	(AP) ANTHEMBLUE Antthm Blue Cr	2,519.15		
7/8/2010	(PR) 7/8/2010 Payroll		-1,081.17	
7/22/2010	(PR) 7/22/2010 Payroll		-1,081.17	
7/26/2010	(PR) 7/26/2010 Payroll		-268.68	
7/8/2010	(AP) ANTHEMBLUE Antthm Blue Cr	2,431.02		
8/31/2010	(AP) A/P Summary Transfer	4,593.36		
8/31/2010	(PR) Payroll Summary Transfer		-2,519.15	
9/30/2010	(PR) Payroll Summary Transfer		-2,607.28	
9/16/2010	(JE) anthem blue cross & blue	2,519.15		
10/31/2010	(AP) A/P Summary Transfer	2,519.15		
10/31/2010	(PR) Payroll Summary Transfer		-2,501.62	
10/31/2010	(JE) emp pd health		-634.44	
10/31/2010	(JE) transfer to 659		-1,439.92	

**Cannonsburg Water District
Detailed Trial Balance
Entries From 1/1/2010 Through 12/31/2010**

Account	Description Transactions-Date	Debit	Credit	Ending Balance
251-000	Health Ins Withheld Empl(Cont'd)			
11/30/2010	(PR) Payroll Summary Transfer		-2,554.45	
11/16/2010	(JE) anthem blue cross ins	2,501.62		
12/31/2010	(AP) A/P Summary Transfer	2,554.45		
12/31/2010	(PR) Payroll Summary Transfer		-2,554.45	
12/31/2010	(JE) accts payable	2,554.45		
251-000	ACCOUNT TOTAL	31,148.97	-31,148.97	0.00
252-000	Child Support Payment			
	P Bal	0.00		
1/21/2010	(AP) DIVCHILD Division of Chil	162.92		
1/21/2010	(PR) 1/21/2010 Payroll		-162.92	
2/18/2010	(AP) DIVCHILD Division of Chil	162.92		
2/4/2010	(PR) 2/4/2010 Payroll		-162.92	
2/18/2010	(PR) 2/18/2010 Payroll		-162.92	
2/4/2010	(AP) ck# 7855 division of chi	162.92		
3/4/2010	(AP) DIVCHILD Division of Chil	162.92		
3/18/2010	(AP) DIVCHILD Division of Chil	162.92		
3/31/2010	(AP) DIVCHILD Division of Chil	162.92		
3/4/2010	(PR) 3/4/2010 Payroll		-162.92	
3/17/2010	(PR) PAYROLL		-162.92	
3/31/2010	(PR) PAYROLL		-162.92	
4/29/2010	(AP) DIVCHILD Division of Chil	162.92		
4/1/2010	(AP) RICHADCROO Richard J. Cro	162.92		
4/15/2010	(PR) 4/15/2010 Payroll		-162.92	
4/29/2010	(PR) 4/29/2010 Payroll		-162.92	
5/13/2010	(AP) DIVCHILD Division of Chil	162.92		
5/27/2010	(AP) DIVCHILD Division of Chil	162.92		
5/13/2010	(PR) 5/13/2010 Payroll		-162.92	
5/27/2010	(PR) 5/27/2010 Payroll		-162.92	
6/10/2010	(PR) 6/10/2010 Payroll		-162.92	
6/24/2010	(PR) 6/24/2010 Payroll		-162.92	
6/10/2010	(AP) DIVCHILD Division of Chil	162.92		
6/24/2010	(AP) DIVCHILD Division of Chil	162.92		
7/8/2010	(PR) 7/8/2010 Payroll		-162.92	
7/22/2010	(PR) 7/22/2010 Payroll		-162.92	
7/8/2010	(AP) DIVCHILD Division of Chil	162.92		
7/22/2010	(AP) DIVCHILD Division of Chil	162.92		
8/31/2010	(AP) A/P Summary Transfer	325.84		
8/31/2010	(PR) Payroll Summary Transfer		-325.84	
9/30/2010	(PR) Payroll Summary Transfer		-325.84	
9/30/2010	(AP) A/P Summary Transfer	325.84		
10/31/2010	(AP) A/P Summary Transfer	325.84		
10/31/2010	(PR) Payroll Summary Transfer		-325.84	
11/30/2010	(AP) A/P Summary Transfer	325.84		
11/30/2010	(PR) Payroll Summary Transfer		-325.84	
12/31/2010	(AP) A/P Summary Transfer	325.84		
12/31/2010	(PR) Payroll Summary Transfer		-325.84	
252-000	ACCOUNT TOTAL	3,910.08	-3,910.08	0.00
254-000	LEVY ON WAGES			
	P Bal	0.00		
9/30/2010	(PR) Payroll Summary Transfer		-576.80	
9/30/2010	(AP) A/P Summary Transfer	576.80		

**Cannonsburg Water District
Detailed Trial Balance
Entries From 1/1/2010 Through 12/31/2010**

Account	Description Transactions-Date	Debit	Credit	Ending Balance
<hr/>				
254-000	ACCOUNT TOTAL	576.80	-576.80	0.00
<hr/>				
263-100	Accum Prov Pension Employ			
	P Bal	0.00		
1/6/2010	(AP) KYRETIREME KY Retirement	2,305.78		
1/7/2010	(PR) 1/7/2010 Payroll		-305.04	
1/21/2010	(PR) 1/21/2010 Payroll		-772.73	
1/31/2010	(JE) ck# 7804 ky retirement 1		-2,305.78	
1/1/2010	(JE) transfer from 231		-2,305.80	
1/1/2010	(JE) PENSION CORRECTION	2,305.80		
2/8/2010	(AP) KYRETIRE KY Retirement Sy	1,077.78		
2/4/2010	(PR) 2/4/2010 Payroll		-790.69	
2/18/2010	(PR) 2/18/2010 Payroll		-753.02	
3/5/2010	(AP) KYRETIREME KY Retirement	1,543.69		
3/4/2010	(PR) 3/4/2010 Payroll		-746.21	
3/17/2010	(PR) PAYROLL		-746.31	
3/31/2010	(PR) PAYROLL		-753.06	
4/7/2010	(AP) KYRETIRE KY Retirement Sy	2,245.59		
4/15/2010	(PR) 4/15/2010 Payroll		-796.16	
4/29/2010	(PR) 4/29/2010 Payroll		-761.54	
5/5/2010	(AP) KYRETIRE KY Retirement Sy	1,557.71		
5/13/2010	(PR) 5/13/2010 Payroll		-709.40	
5/27/2010	(PR) 5/27/2010 Payroll		-710.87	
6/10/2010	(PR) 6/10/2010 Payroll		-713.55	
6/24/2010	(PR) 6/24/2010 Payroll		-717.43	
6/8/2010	(AP) KYRETIRE KY Retirement Sy	1,420.27		
7/8/2010	(PR) 7/8/2010 Payroll		-751.31	
7/22/2010	(PR) 7/22/2010 Payroll		-728.71	
7/8/2010	(AP) KYRETIRE KY Retirement Sy	1,430.98		
8/31/2010	(AP) A/P Summary Transfer	1,480.02		
8/31/2010	(PR) Payroll Summary Transfer		-1,432.27	
9/30/2010	(PR) Payroll Summary Transfer		-2,226.26	
9/30/2010	(AP) A/P Summary Transfer	1,432.28		
10/31/2010	(AP) A/P Summary Transfer	2,196.16		
10/31/2010	(PR) Payroll Summary Transfer		-1,439.48	
11/30/2010	(AP) A/P Summary Transfer	1,439.47		
11/30/2010	(PR) Payroll Summary Transfer		-1,459.40	
12/31/2010	(AP) A/P Summary Transfer	1,459.41		
12/31/2010	(PR) Payroll Summary Transfer		-1,808.06	
12/31/2010	(JE) accts payable	1,808.08		
263-100	ACCOUNT TOTAL	23,703.02	-23,733.08	-30.06
<hr/>				
263-200	Savings Acct			
	P Bal	0.00		
1/7/2010	(PR) 1/7/2010 Payroll		-45.00	
1/21/2010	(PR) 1/21/2010 Payroll		-950.00	
1/4/2010	(JE) COMMWEALTH CR UN	905.00		
1/11/2010	(JE) COMMWEALTH CR UN	45.00		
1/26/2010	(JE) COMMWEALTH CR UN	950.00		
1/1/2010	(JE) transfer from 231		-905.00	
2/4/2010	(PR) 2/4/2010 Payroll		-950.00	
2/18/2010	(PR) 2/18/2010 Payroll		-950.00	
2/8/2010	(JE) commonwealth cr union	950.00		
2/22/2010	(JE) commonwealth cr union	950.00		
3/4/2010	(PR) 3/4/2010 Payroll		-950.00	
3/8/2010	(JE) COMWLTH CR UNION	950.00		

Cannonsburg Water District
Detailed Trial Balance
Entries From 1/1/2010 Through 12/31/2010

Account	Description Transactions-Date	Debit	Credit	Ending Balance
263-200	Savings Acct(Cont'd)			
3/23/2010	(JE) COMWLTH CR UNION	970.00		
3/31/2010	(JE) COMWLTH CR UNION	970.00		
3/17/2010	(PR) PAYROLL		-970.00	
3/31/2010	(PR) PAYROLL		-970.00	
4/15/2010	(PR) 4/15/2010 Payroll		-950.00	
4/29/2010	(PR) 4/29/2010 Payroll		-950.00	
4/19/2010	(JE) savings acct	950.00		
5/27/2010	(CR) Cash Summary Transfer		-170.00	
5/3/2010	(JE) credit union	950.00		
5/17/2010	(JE) credit union	780.00		
5/13/2010	(PR) 5/13/2010 Payroll		-780.00	
5/27/2010	(PR) 5/27/2010 Payroll		-780.00	
6/10/2010	(PR) 6/10/2010 Payroll		-780.00	
6/24/2010	(PR) 6/24/2010 Payroll		-780.00	
6/15/2010	(JE) savings acct	780.00		
6/29/2010	(JE) savings acct	780.00		
6/1/2010	(JE) savings acct	950.00		
7/8/2010	(PR) 7/8/2010 Payroll		-800.00	
7/22/2010	(PR) 7/22/2010 Payroll		-800.00	
7/12/2010	(JE) savings acct	800.00		
7/26/2010	(JE) savings acct	800.00		
8/9/2010	(JE) savings acct	800.00		
8/23/2010	(JE) savings acct	800.00		
8/31/2010	(PR) Payroll Summary Transfer		-1,600.00	
9/30/2010	(PR) Payroll Summary Transfer		-2,415.00	
9/7/2010	(JE) savings acct	800.00		
9/20/2010	(JE) savings acct	995.00		
9/30/2010	(JE) randy's savings		-375.00	
10/31/2010	(PR) Payroll Summary Transfer		-1,240.00	
10/4/2010	(JE) SAVING ACCT	995.00		
10/19/2010	(JE) SAVING ACCT	995.00		
10/14/2010	(JE) randy's savings acct		-375.00	
10/28/2010	(JE) randy's savings acct		-375.00	
11/30/2010	(PR) Payroll Summary Transfer		-1,515.00	
11/1/2010	(JE) savings acct	995.00		
11/16/2010	(JE) savings acct	995.00		
11/29/2010	(JE) savings acct	895.00		
11/24/2010	(JE) randy's savings account		-375.00	
12/31/2010	(PR) Payroll Summary Transfer		-845.00	
12/13/2010	(JE) commonwealth savings acc	700.00		
12/27/2010	(JE) commonwealth savings acc	895.00		
12/31/2010	(CR) randys savings		-750.00	
263-200	ACCOUNT TOTAL	23,345.00	-23,345.00	0.00
263-300	Unemployment Insurance			
	P Bal	2,431.00		
1/7/2010	(PR) 1/7/2010 Payroll	0.00		
1/21/2010	(PR) 1/21/2010 Payroll	0.00		
1/8/2010	(JE) UEMPLOYMENT INS	82.50		
1/1/2010	(JE) misc general correction		-2,431.00	
2/4/2010	(PR) 2/4/2010 Payroll	0.00		
2/18/2010	(PR) 2/18/2010 Payroll	0.00		
3/4/2010	(PR) 3/4/2010 Payroll	0.00		
4/15/2010	(PR) 4/15/2010 Payroll	0.00		

Cannonsburg Water District
Detailed Trial Balance
Entries From 1/1/2010 Through 12/31/2010

Account	Description Transactions-Date		Debit	Credit	Ending Balance
263-300	Unemployment Insurance(Cont'd)				
4/9/2010	(JE) unemployment tax		998.97		
7/12/2010	(JE) eumployment		134.03		
10/18/2010	(JE) UNEMPLOYMNET		82.50		
12/31/2010	(JE) TRANSFER TO 403-000			-1,298.00	
12/31/2010	(JE) ae unemploy ins			-2,431.00	
263-300	ACCOUNT TOTAL		1,298.00	-6,160.00	-2,431.00
264-000	Accrued Expenses	P Bal		-11,359.44	
12/31/2010	(JE) ae accr exp		1,355.00		
264-000	ACCOUNT TOTAL		1,355.00	0.00	-10,004.44
270-000	Contri Line Extension Nap	P Bal		-187,824.72	
270-000	ACCOUNT TOTAL		0.00	0.00	-187,824.72
271-000	Water Tap Fees	P Bal		-1,298,083.16	
271-000	ACCOUNT TOTAL		0.00	0.00	-1,298,083.16
271-100	Federal Grants in Aid of	P Bal		-567,277.05	
271-100	ACCOUNT TOTAL		0.00	0.00	-567,277.05
271-200	Grant Kia	P Bal		-570,170.65	
271-200	ACCOUNT TOTAL		0.00	0.00	-570,170.65
303-000	Land & Land Rights	P Bal	20,810.30		
303-000	ACCOUNT TOTAL		0.00	0.00	20,810.30
304-000	Structures and Improvemen	P Bal	172,027.21		
304-000	ACCOUNT TOTAL		0.00	0.00	172,027.21
305-000	Leasehold Improvement	P Bal	11,322.50		
305-000	ACCOUNT TOTAL		0.00	0.00	11,322.50
311-000	Pumping Equipment	P Bal	397,859.93		
311-000	ACCOUNT TOTAL		0.00	0.00	397,859.93
330-000	Dist Reservoirs & Standp	P Bal	617,972.83		
330-000	ACCOUNT TOTAL		0.00	0.00	617,972.83
331-000	Transmission & Distr. Mai	P Bal	3,221,122.91		
11/30/2010	(JE) hickory pointe		1,892.87		
331-000	ACCOUNT TOTAL		1,892.87	0.00	3,223,015.78
334-000	Meters and Meter Installa	P Bal	401,361.18		
12/31/2010	(JE) transfer to asset acct		30,162.23		
12/31/2010	(JE) ae meters & meter			-12,796.72	
334-000	ACCOUNT TOTAL		30,162.23	-12,796.72	418,726.69
335-000	Hydrants	P Bal	90,001.97		
335-000	ACCOUNT TOTAL		0.00	0.00	90,001.97

**Cannonsburg Water District
Detailed Trial Balance
Entries From 1/1/2010 Through 12/31/2010**

Account	Description Transactions-Date		Debit	Credit	Ending Balance
<hr/>					
338-100	Computer Hardware	P Bal	11,192.20		
12/31/2010	(JE) ae comp softw			-21,124.00	
338-100	ACCOUNT TOTAL		0.00	-21,124.00	-9,931.80
<hr/>					
338-300	Computer Software	P Bal	26,859.75		
338-300	ACCOUNT TOTAL		0.00	0.00	26,859.75
<hr/>					
340-000	Office Furniture & Equipm	P Bal	90,288.00		
340-000	ACCOUNT TOTAL		0.00	0.00	90,288.00
<hr/>					
341-000	Transportation Equipment	P Bal	143,617.35		
12/31/2010	(JE) 2010 Chevy Truck Purcha		36,720.00		
341-000	ACCOUNT TOTAL		36,720.00	0.00	180,337.35
<hr/>					
341-100	Transportation Equipment	P Bal	13,471.00		
341-100	ACCOUNT TOTAL		0.00	0.00	13,471.00
<hr/>					
343-000	Tools, Shop & Garage Equi	P Bal	80,569.54		
343-000	ACCOUNT TOTAL		0.00	0.00	80,569.54
<hr/>					
345-000	Operating Equipment	P Bal	105,688.00		
345-000	ACCOUNT TOTAL		0.00	0.00	105,688.00
<hr/>					
349-100	Const in Progress Kia 200	P Bal	411,187.22		
349-100	ACCOUNT TOTAL		0.00	0.00	411,187.22
<hr/>					
349-200	2009 Kia in Progress	P Bal	382,080.24		
1/12/2010	(JE) CK# 1089 E L ROBINSON		8,850.00		
1/12/2010	(JE) CK# 1090 CONSOLIDATED PI		20,350.00		
2/12/2010	(JE) ck# 1091 e l robinson en		8,000.00		
2/12/2010	(JE) ck# 1092 consolidated pi		19,224.00		
2/12/2010	(JE) ck# 1093 beauty ridge ge		41,655.00		
2/12/2010	(JE) ck# 1094 e l robinson		2,400.00		
2/12/2010	(JE) ck# 1095 consolidated pi		1,232.00		
3/31/2010	(JE) CK # 1096 CONSOLIDATED P		7,215.56		
3/31/2010	(JE) CK # 1097 PREMIER PRECAS		5,752.00		
5/12/2010	(AP) BEAUTYRIDG BEAUTY RIDGE G		5,500.00		
5/11/2010	(JE) ck# 1099 e l robinson		1,600.00		
5/11/2010	(JE) ck# 1100 beauty ridge		23,730.00		
7/23/2010	(JE) ck# 1101 kia adm		1,250.00		
7/23/2010	(JE) ck# 1101 kia adm		3,425.00		
8/18/2010	(JE) CK # 1103 E L ROBINSON		9,650.00		
8/10/2010	(JE) KY FINANCE KY PYMTS			-9,650.00	
9/21/2010	(JE) ck# 1104 e l robinson en		7,975.00		
9/2/2010	(JE) ky fiance kypymts			-7,975.00	
10/6/2010	(JE) OCT KY FINANCE KY PAYMEN			-5,600.00	
10/27/2010	(JE) CK # 1105 E L ROBINSON		5,600.00		
11/24/2010	(JE) ck# 1106 e l robinson en		3,500.00		
11/9/2010	(JE) ky finance ky pymts			-3,500.00	
12/7/2010	(JE) ky finance			-105,340.00	
12/31/2010	(JE) ky finance			-113,260.00	
12/29/2010	(JE) ck# 1108 e l robinson		4,900.00		
12/30/2010	(JE) ck# 1109 utility ser		100,400.00		

**Cannonsburg Water District
Detailed Trial Balance
Entries From 1/1/2010 Through 12/31/2010**

Account	Description Transactions-Date	Debit	Credit	Ending Balance
349-200	ACCOUNT TOTAL	282,208.56	-245,325.00	418,963.80
403-000	UNEMPLOYMENT TAX			
12/31/2010	(JE) TRANSFER FROM 263-300	1,298.00		
403-000	ACCOUNT TOTAL	1,298.00	0.00	1,298.00
408-100	Assessment			
7/8/2010	(AP) KYSTATETRE KY State Treas	3,076.91		
12/10/2010	(JE) transfer to 675*-500		-3,076.91	
408-100	ACCOUNT TOTAL	3,076.91	-3,076.91	0.00
408-120	Employer Tx Fica, Federal			
1/7/2010	(PR) 1/7/2010 Payroll	0.00		
1/21/2010	(PR) 1/21/2010 Payroll	0.00		
1/26/2010	(PR) 1/26/2010 Payroll	0.00		
1/11/2010	(JE) PAYROLL TAXES	418.11		
1/25/2010	(JE) PAYROLL TAXES	1,053.91		
1/28/2010	(JE) PAYROLL TAXES	176.14		
2/4/2010	(PR) 2/4/2010 Payroll	0.00		
2/17/2010	(PR) 2/17/2010 Payroll	0.00		
2/18/2010	(PR) 2/18/2010 Payroll	0.00		
2/19/2010	(JE) 2/5/10 payroll taxes	1,080.02		
2/19/2010	(JE) 2/19/10 payroll taxes	1,201.38		
3/4/2010	(PR) 3/4/2010 Payroll	0.00		
3/8/2010	(JE) PAYROLL TAXES	993.42		
3/22/2010	(JE) PAYROLL TAXES	1,164.28		
3/31/2010	(JE) PAYROLL TAXES	1,174.09		
4/15/2010	(PR) 4/15/2010 Payroll	0.00		
4/21/2010	(PR) 4/21/2010 Payroll	0.00		
4/29/2010	(PR) 4/29/2010 Payroll	0.00		
4/16/2010	(JE) payroll taxes	1,139.56		
4/30/2010	(JE) payroll taxes	1,188.16		
4/30/2010	(JE) correct pyr1 entry		-29.10	
5/12/2010	(JE) payroll taxes	941.70		
5/26/2010	(JE) payroll taxes	1,189.02		
5/13/2010	(PR) 5/13/2010 Payroll	0.00		
5/21/2010	(PR) 5/21/2010 Payroll	0.00		
5/27/2010	(PR) 5/27/2010 Payroll	0.00		
6/10/2010	(PR) 6/10/2010 Payroll	0.00		
6/22/2010	(PR) 6/22/2010 Payroll	0.00		
6/24/2010	(PR) 6/24/2010 Payroll	0.00		
6/14/2010	(JE) payroll taxes	954.47		
6/29/2010	(JE) payroll taxes	1,225.65		
7/8/2010	(PR) 7/8/2010 Payroll	0.00		
7/22/2010	(PR) 7/22/2010 Payroll	0.00		
7/26/2010	(PR) 7/26/2010 Payroll	0.00		
7/12/2010	(JE) payroll taxes	1,019.50		
7/23/2010	(JE) payroll taxes	1,061.20		
7/27/2010	(JE) payroll taxes	170.70		
8/31/2010	(PR) Payroll Summary Transfer	0.00		
8/6/2010	(EX) payroll ta ky revenue	986.92		
8/23/2010	(EX) pyr1 tx ky revenue	1,130.44		
9/3/2010	(JE) payroll taxes	1,048.33		
9/20/2010	(JE) payroll taxes	968.59		

**Cannonsburg Water District
Detailed Trial Balance
Entries From 1/1/2010 Through 12/31/2010**

Account	Description Transactions-Date	Debit	Credit	Ending Balance
<hr/>				
408-120	Employer Tx Fica, Federal(Cont'd)			
9/22/2010	(JE) payroll taxes	170.70		
9/9/2010	(JE) payroll refund		-170.92	
10/31/2010	(PR) Payroll Summary Transfer	1,005.76		
10/4/2010	(JE) PAYROLL TAXES	1,114.43		
10/15/2010	(JE) PAYROLL TAXES	1,066.96		
10/29/2010	(JE) PAYROLL TAXES	1,147.68		
10/31/2010	(JE) CORRECTION		-1,006.06	
11/30/2010	(PR) Payroll Summary Transfer	0.00		
11/10/2010	(JE) payroll taxes	1,068.57		
11/24/2010	(JE) payroll taxes	1,170.94		
12/31/2010	(PR) Payroll Summary Transfer	1,160.08		
12/31/2010	(PR) Payroll Summary Transfer		-1,160.08	
12/10/2010	(JE) payroll taxes	1,242.79		
12/15/2010	(JE) payroll taxes	282.21		
12/24/2010	(JE) payroll taxes	1,199.41		
408-120	ACCOUNT TOTAL	30,915.12	-2,366.16	28,548.96
<hr/>				
419-000	Interest & Dividend Incom	P Bal	0.00	
1/31/2010	(JE) jan interest		-28.31	
1/29/2010	(JE) jan o & m int		-20.00	
1/31/2010	(JE) JAN NEW CUS DEP INT		-3.44	
1/31/2010	(JE) JAN KIA INT		-8.79	
1/31/2010	(JE) JAN BOND & INT INTEREST		-25.58	
2/1/2010	(JE) feb o & m interest		-25.10	
2/28/2010	(JE) feb o & m interest		-22.74	
2/26/2010	(JE) feb bond & int interest		-26.75	
2/28/2010	(JE) feb new cus interest		-3.52	
2/26/2010	(JE) feb kia interest		-10.42	
3/31/2010	(JE) MAR O & M INTEREST		-27.04	
3/31/2010	(JE) MAR WATER REV INT		-26.20	
3/31/2010	(JE) MAR BOND & INT INTEREST		-33.16	
3/31/2010	(JE) MAR NEW CUS DEP		-4.36	
3/31/2010	(JE) MAR KIA INTEREST		-4.22	
4/30/2010	(JE) april int o & m		-11.65	
4/30/2010	(JE) water rev int		-24.55	
4/30/2010	(JE) O & M int april		-31.09	
4/30/2010	(JE) april new customer dep		-4.15	
4/30/2010	(JE) april kia interest		-2.02	
4/30/2010	(JE) transfer backhoe	72.52		
5/31/2010	(JE) may o & m interest		-14.56	
5/31/2010	(JE) may o & m interest		-12.00	
5/30/2010	(JE) may bond & interest int		-30.98	
5/31/2010	(JE) may new cus dep interest		-3.03	
5/31/2010	(JE) may kia int		-2.53	
6/30/2010	(JE) june O & M intertest		-15.99	
6/30/2010	(JE) june bond& int interest		-36.15	
6/30/2010	(JE) june new cus dep int		-2.91	
6/30/2010	(JE) june kia interest		-0.01	
6/30/2010	(JE) june water rev int		-22.73	
7/31/2010	(JE) july o & m interest		-15.29	
7/31/2010	(JE) july water rev int		-20.28	
7/30/2010	(JE) cwd bond & int interest		-32.04	
7/31/2010	(JE) july cwd new cus dep		-2.84	

**Cannonsburg Water District
Detailed Trial Balance
Entries From 1/1/2010 Through 12/31/2010**

Account	Description Transactions-Date	Debit	Credit	Ending Balance
=====	=====	=====	=====	=====
419-000	Interest & Dividend Incom(Cont'd)			
7/31/2010	(JE) july kia int		-0.78	
8/31/2010	(JE) aug o & m int		-16.59	
8/31/2010	(JE) aug water rev int		-17.32	
8/31/2010	(JE) AUG BOND & INT INTEREST		-33.67	
8/31/2010	(JE) AUG NEW CUS DEP INT		-3.33	
8/31/2010	(JE) AUG KIA INTEREST		-1.58	
9/30/2010	(JE) water rev interest		-17.72	
9/30/2010	(JE) sept bond & in inter		-31.04	
9/30/2010	(JE) sept new cus int		-3.43	
9/30/2010	(JE) sept kia interest		-1.50	
9/30/2010	(JE) sept o & m interest		-10.71	
10/31/2010	(JE) OCT O & M INT		-8.86	
10/31/2010	(JE) OCT WATER REV INTER		-25.49	
10/31/2010	(JE) OCT BOND & INTEREST INTE		-29.53	
10/31/2010	(JE) OCT NEW CUSTOMER		-3.42	
10/31/2010	(JE) OCT KIA INTEREST		-0.93	
11/30/2010	(JE) november o & m int		-12.93	
11/30/2010	(JE) november water rev int		-20.80	
11/30/2010	(JE) november bond & int inte		-32.08	
11/30/2010	(JE) november new cus dep		-4.09	
11/30/2010	(JE) november kia interest		-0.89	
12/31/2010	(JE) water rev interest		-18.62	
12/31/2010	(JE) dec bond & int interest		-29.12	
12/31/2010	(JE) dec new cus int		-4.22	
12/31/2010	(JE) dec kia int		-17.40	
12/31/2010	(JE) CD's Interest		-13,972.47	
12/31/2010	(JE) Region Bank Int		-1,262.63	
12/31/2010	(JE) O & M INT		-12.87	
419-000	ACCOUNT TOTAL	72.52	-16,148.45	-16,075.93
<hr/>				
420-000	Retirement Plan Expenses	P Bal	0.00	
1/6/2010	(AP) KYRETIREME KY Retirement	7,452.22		
1/31/2010	(JE) ck# 7804 ky retirement 1		-7,452.22	
1/1/2010	(JE) transfer from 231		-1,005.78	
2/8/2010	(AP) KYRETIRE KY Retirement Sy	3,483.43		
3/5/2010	(AP) KYRETIREME KY Retirement	4,989.20		
4/7/2010	(AP) ky retirement	7,257.73		
5/5/2010	(AP) KYRETIRE KY Retirement Sy	5,034.49		
6/8/2010	(AP) KYRETIRE KY Retirement Sy	4,590.36		
7/8/2010	(AP) KYRETIRE KY Retirement Sy	4,624.94		
8/31/2010	(AP) A/P Summary Transfer	4,783.43		
9/30/2010	(AP) A/P Summary Transfer	5,077.60		
10/31/2010	(AP) A/P Summary Transfer	7,436.17		
11/30/2010	(AP) A/P Summary Transfer	4,874.10		
12/31/2010	(AP) A/P Summary Transfer	4,941.52		
12/31/2010	(JE) accts payable	6,122.13		
420-000	ACCOUNT TOTAL	70,667.32	-8,458.00	62,209.32
<hr/>				
427-300	Interest on Long Term Deb	P Bal	0.00	
1/14/2010	(AP) HOME FEDERA Home Federal S	14.50		
1/21/2010	(JE) JAN TRUST & REMITTANCE L	1,477.00		
1/1/2010	(JE) adjusting entry #4	1,090.84		
2/12/2010	(AP) HOME FEDERA Home Federal S	9.51		

**Cannonsburg Water District
Detailed Trial Balance
Entries From 1/1/2010 Through 12/31/2010**

Account	Description Transactions-Date	Debit	Credit	Ending Balance
=====				
427-300	Interest on Long Term Deb(Cont'd)			
2/23/2010	(JE) feb trust & remittance	1,477.00		
3/19/2010	(AP) HOME FEDERA Home Federal S	6.84		
3/30/2010	(AP) HOME FEDERA Home Federal S	14.38		
3/23/2010	(JE) TRUST REMITTANCE	1,477.00		
4/21/2010	(JE) trust remittance	1,477.00		
5/21/2010	(JE) trust remittance loan	1,477.00		
6/22/2010	(JE) trust remittance	1,477.00		
6/18/2010	(JE) usda rural dev	2,375.00		
7/21/2010	(JE) trust remittance	1,477.00		
8/23/2010	(JE) TRUST REMITTANCE	1,477.00		
9/21/2010	(JE) trust & remittance	1,477.00		
10/21/2010	(JE) OCT TRUST REMITTANCE	1,477.00		
11/23/2010	(JE) trust & remittance loan	1,477.00		
12/21/2010	(JE) trust remittance	1,477.00		
12/10/2010	(JE) ck# 1050 usda	2,375.00		
427-300	ACCOUNT TOTAL	23,610.07	0.00	23,610.07
<hr/>				
461-100	Metered Sales to Resident	P Bal	0.00	
1/31/2010	(JE) jan billing reg		-109,635.60	
2/28/2010	(JE) feb billing reg		-100,355.10	
3/31/2010	(JE) MAR BILLING REG		-75,789.05	
4/23/2010	(UB) Billing Summary Transfer	2,739.18		
4/29/2010	(UB) Billing Summary Transfer	75.59		
4/5/2010	(UB) Billing Summary Transfer	81.13		
4/30/2010	(UB) Billing Summary Transfer		-165,747.40	
4/27/2010	(UB) Billing Summary Transfer		-33.34	
4/20/2010	(UB) Billing Summary Transfer		-257.10	
4/23/2010	(UB) Billing Summary Transfer		-50.56	
4/7/2010	(UB) Billing Summary Transfer		-99.60	
4/8/2010	(UB) Billing Summary Transfer		-49.80	
4/19/2010	(UB) Billing Summary Transfer		-25.28	
5/6/2010	(UB) Billing Summary Transfer	131.88		
5/27/2010	(UB) Billing Summary Transfer	1,136.22		
5/7/2010	(UB) Billing Summary Transfer	132.23		
5/28/2010	(UB) Billing Summary Transfer		-169,595.69	
5/14/2010	(UB) Billing Summary Transfer		-66.40	
5/10/2010	(UB) Billing Summary Transfer		-76.78	
5/27/2010	(UB) Billing Summary Transfer		-33.20	
5/25/2010	(UB) Billing Summary Transfer		-86.96	
5/6/2010	(UB) Billing Summary Transfer		-49.80	
5/19/2010	(UB) Billing Summary Transfer		-16.60	
5/5/2010	(UB) Billing Summary Transfer		-164.58	
5/4/2010	(UB) Billing Summary Transfer		-122.40	
5/20/2010	(UB) Billing Summary Transfer		-33.20	
5/18/2010	(UB) Billing Summary Transfer		-16.60	
6/29/2010	(UB) Billing Summary Transfer	1,573.74		
6/14/2010	(UB) Billing Summary Transfer	33.74		
6/30/2010	(UB) Billing Summary Transfer		-172,576.99	
6/4/2010	(UB) Billing Summary Transfer		-121.78	
6/11/2010	(UB) Billing Summary Transfer		-108.90	
6/24/2010	(UB) Billing Summary Transfer		-24.04	
6/7/2010	(UB) Billing Summary Transfer		-65.19	
6/1/2010	(UB) Billing Summary Transfer		-66.40	

**Cannonsburg Water District
Detailed Trial Balance
Entries From 1/1/2010 Through 12/31/2010**

Account	Description Transactions-Date	Debit	Credit	Ending Balance
=====	=====	=====	=====	=====
461-100	Metered Sales to Resident(Cont'd)			
6/22/2010	(UB) Billing Summary Transfer		-113.23	
6/16/2010	(UB) Billing Summary Transfer		-57.24	
6/8/2010	(UB) Billing Summary Transfer		-49.80	
6/29/2010	(UB) Billing Summary Transfer		-166.24	
6/18/2010	(UB) Billing Summary Transfer		-90.48	
6/2/2010	(UB) Billing Summary Transfer		-33.20	
7/26/2010	(UB) Billing Summary Transfer	1,723.66		
7/29/2010	(UB) Billing Summary Transfer	96.92		
7/2/2010	(UB) Billing Summary Transfer	261.55		
7/1/2010	(UB) Billing Summary Transfer	41.02		
7/12/2010	(UB) Billing Summary Transfer	16.60		
7/30/2010	(UB) Billing Summary Transfer		-186,123.07	
7/9/2010	(UB) Billing Summary Transfer		-49.80	
7/16/2010	(UB) Billing Summary Transfer		-166.71	
7/28/2010	(UB) Billing Summary Transfer		-48.08	
7/6/2010	(UB) Billing Summary Transfer		-49.80	
7/22/2010	(UB) Billing Summary Transfer		-33.20	
7/20/2010	(UB) Billing Summary Transfer		-372.18	
7/7/2010	(UB) Billing Summary Transfer		-17.84	
7/2/2010	(UB) Billing Summary Transfer		-82.52	
7/1/2010	(UB) Billing Summary Transfer		-16.60	
7/21/2010	(UB) Billing Summary Transfer		-16.60	
7/29/2010	(UB) Billing Summary Transfer		-16.60	
7/12/2010	(UB) Billing Summary Transfer		-16.60	
7/26/2010	(UB) Billing Summary Transfer		-48.08	
8/31/2010	(UB) UMSWIN Summary Transfer		-203,332.07	
9/30/2010	(UB) UMSWIN Summary Transfer		-170,149.25	
10/31/2010	(UB) UMSWIN Summary Transfer		-171,054.81	
11/30/2010	(UB) UMSWIN Summary Transfer		-175,901.16	
12/29/2010	(UB) Billing Summary Transfer	3,050.66		
12/1/2010	(UB) Billing Summary Transfer	49.75		
12/28/2010	(UB) Billing Summary Transfer	3,209.22		
12/30/2010	(UB) Billing Summary Transfer		-161,417.92	
12/2/2010	(UB) Billing Summary Transfer		-156.84	
12/15/2010	(UB) Billing Summary Transfer		-206.78	
12/9/2010	(UB) Billing Summary Transfer		-93.54	
12/29/2010	(UB) Billing Summary Transfer		-174.74	
12/22/2010	(UB) Billing Summary Transfer		-78.18	
12/6/2010	(UB) Billing Summary Transfer		-70.74	
12/13/2010	(UB) Billing Summary Transfer		-52.66	
12/7/2010	(UB) Billing Summary Transfer		-86.72	
12/21/2010	(UB) Billing Summary Transfer		-52.90	
12/27/2010	(UB) Billing Summary Transfer		-23.42	
12/28/2010	(UB) Billing Summary Transfer		-16.60	
461-100	ACCOUNT TOTAL	14,353.09	-1,865,704.54	-1,851,351.45
461-200	Metered Sales to Commerci	P Bal	0.00	
1/31/2010	(JE) jan billing reg		-22,590.49	
2/28/2010	(JE) feb billing reg		-21,851.87	
3/31/2010	(JE) MAR BILLING REG		-18,981.19	
461-200	ACCOUNT TOTAL	0.00	-63,423.55	-63,423.55

Cannonsburg Water District
Detailed Trial Balance
Entries From 1/1/2010 Through 12/31/2010

Account	Description Transactions-Date		Debit	Credit	Ending Balance
<hr/>					
461-400	Schools, Churches, Others	P Bal	0.00		
1/31/2010	(JE) jan billing reg			-38,142.71	
2/28/2010	(JE) feb billing reg			-41,388.62	
3/31/2010	(JE) MAR BILLING REG			-32,424.58	
461-400	ACCOUNT TOTAL		0.00	-111,955.91	-111,955.91
<hr/>					
461-500	Bulk Water Sales	P Bal	0.00		
3/31/2010	(JE) MAR BULK WATER SALES			-3.00	
4/9/2010	(CR) Cash Summary Transfer			-3.00	
4/29/2010	(CR) Cash Summary Transfer			-9.00	
5/12/2010	(CR) Cash Summary Transfer			-6.00	
5/4/2010	(CR) Cash Summary Transfer			-3.00	
5/10/2010	(CR) Cash Summary Transfer			-3.00	
6/18/2010	(CR) Cash Summary Transfer			-3.00	
6/29/2010	(CR) Cash Summary Transfer			-21.00	
7/19/2010	(CR) Cash Summary Transfer			-3.00	
8/31/2010	(CR) UMSWIN Summary Transfer			-30.00	
10/31/2010	(CR) UMSWIN Summary Transfer			-3.00	
12/31/2010	(CR) UMSWIN Summary Transfer			-42.00	
461-500	ACCOUNT TOTAL		0.00	-129.00	-129.00
<hr/>					
465-000	Adjustments Water	P Bal	0.00		
1/31/2010	(JE) jan adjustments		8,278.30		
2/28/2010	(JE) feb adjustments		6,528.09		
3/31/2010	(JE) MAR BILLING ADJUSTMENTS		2,993.64		
4/9/2010	(UB) Billing Summary Transfer			-126.83	
4/23/2010	(UB) Billing Summary Transfer			-2,739.18	
4/23/2010	(UB) Billing Summary Transfer			-66.53	
4/23/2010	(UB) Billing Summary Transfer			-95.53	
4/29/2010	(UB) Billing Summary Transfer			-75.59	
4/29/2010	(UB) Billing Summary Transfer			-2.13	
4/29/2010	(UB) Billing Summary Transfer			-2.56	
4/29/2010	(UB) Billing Summary Transfer		1,414.46		
4/1/2010	(UB) Billing Summary Transfer			-92.60	
4/23/2010	(UB) Billing Summary Transfer		25.00		
4/5/2010	(UB) Billing Summary Transfer		83.28		
4/5/2010	(UB) Billing Summary Transfer			-81.13	
4/5/2010	(UB) Billing Summary Transfer			-2.15	
4/29/2010	(UB) Billing Summary Transfer		33.02		
4/29/2010	(UB) Billing Summary Transfer		33.02		
4/30/2010	(UB) Billing Summary Transfer			-17.10	
4/29/2010	(UB) Billing Summary Transfer			-8.55	
4/9/2010	(UB) Billing Summary Transfer			-28.45	
5/17/2010	(UB) Billing Summary Transfer		68.35		
5/10/2010	(UB) Billing Summary Transfer		100.30		
5/6/2010	(UB) Billing Summary Transfer			-131.88	
5/6/2010	(UB) Billing Summary Transfer			-3.57	
5/27/2010	(UB) Billing Summary Transfer			-4.64	
5/4/2010	(UB) Billing Summary Transfer			-2.22	
5/10/2010	(UB) Billing Summary Transfer		152.04		
5/27/2010	(UB) Billing Summary Transfer			-1,136.22	
5/27/2010	(UB) Billing Summary Transfer			-86.15	
5/27/2010	(UB) Billing Summary Transfer			-11.78	
5/27/2010	(UB) Billing Summary Transfer		2,081.36		

**Cannonsburg Water District
Detailed Trial Balance
Entries From 1/1/2010 Through 12/31/2010**

Account	Description Transactions-Date	Debit	Credit	Ending Balance
465-000	Adjustments Water(Cont'd)			
5/7/2010	(UB) Billing Summary Transfer		-132.23	
5/7/2010	(UB) Billing Summary Transfer		-3.83	
5/27/2010	(UB) Billing Summary Transfer	48.35		
5/27/2010	(UB) Billing Summary Transfer		-67.64	
5/27/2010	(UB) Billing Summary Transfer	320.51		
5/4/2010	(UB) Billing Summary Transfer	19.01		
5/27/2010	(UB) Billing Summary Transfer		-1.66	
6/14/2010	(UB) Billing Summary Transfer	5.50		
6/2/2010	(UB) Billing Summary Transfer	78.42		
6/30/2010	(UB) Billing Summary Transfer		-8.32	
6/11/2010	(UB) Billing Summary Transfer		-11.18	
6/1/2010	(UB) Billing Summary Transfer		-2.09	
6/4/2010	(UB) Billing Summary Transfer		-3.18	
6/7/2010	(UB) Billing Summary Transfer		-1.81	
6/8/2010	(UB) Billing Summary Transfer		-7.43	
6/30/2010	(UB) Billing Summary Transfer		-71.97	
6/2/2010	(UB) Billing Summary Transfer		-13.74	
6/1/2010	(UB) Billing Summary Transfer		-40.29	
6/11/2010	(UB) Billing Summary Transfer		-11.33	
6/18/2010	(UB) Billing Summary Transfer		-28.43	
6/4/2010	(UB) Billing Summary Transfer		-12.61	
6/22/2010	(UB) Billing Summary Transfer		-32.90	
6/2/2010	(UB) Billing Summary Transfer	96.88		
6/29/2010	(UB) Billing Summary Transfer		-1,573.74	
6/29/2010	(UB) Billing Summary Transfer		-39.11	
6/29/2010	(UB) Billing Summary Transfer		-33.28	
6/30/2010	(UB) Billing Summary Transfer	1,956.68		
6/3/2010	(UB) Billing Summary Transfer	17.10		
6/29/2010	(UB) Billing Summary Transfer	46.33		
6/14/2010	(UB) Billing Summary Transfer		-33.74	
6/14/2010	(UB) Billing Summary Transfer		-1.33	
6/14/2010	(UB) Billing Summary Transfer		-8.75	
6/14/2010	(UB) Billing Summary Transfer	20.00		
6/14/2010	(JE) deposit correction to li		-20.00	
7/1/2010	(UB) Billing Summary Transfer		-3.61	
7/20/2010	(UB) Billing Summary Transfer		-5.59	
7/28/2010	(UB) Billing Summary Transfer		-4.90	
7/30/2010	(UB) Billing Summary Transfer		-8.25	
7/16/2010	(UB) Billing Summary Transfer		-1.30	
7/16/2010	(UB) Billing Summary Transfer		-1.49	
7/26/2010	(UB) Billing Summary Transfer		-33.40	
7/26/2010	(UB) Billing Summary Transfer		-1,723.66	
7/26/2010	(UB) Billing Summary Transfer		-62.52	
7/29/2010	(UB) Billing Summary Transfer		-96.92	
7/29/2010	(UB) Billing Summary Transfer		-2.21	
7/29/2010	(UB) Billing Summary Transfer		-7.53	
7/26/2010	(UB) Billing Summary Transfer		-33.26	
7/2/2010	(UB) Billing Summary Transfer		-261.55	
7/2/2010	(UB) Billing Summary Transfer		-2.11	
7/2/2010	(UB) Billing Summary Transfer		-3.09	
7/26/2010	(UB) Billing Summary Transfer		-438.80	
7/30/2010	(UB) Billing Summary Transfer	2,409.53		
7/19/2010	(UB) Billing Summary Transfer	35.53		

**Cannonsburg Water District
Detailed Trial Balance
Entries From 1/1/2010 Through 12/31/2010**

Account	Description Transactions-Date	Debit	Credit	Ending Balance
465-000	Adjustments Water(Cont'd)			
7/2/2010	(UB) Billing Summary Transfer	115.17		
7/2/2010	(UB) Billing Summary Transfer	141.13		
7/26/2010	(UB) Billing Summary Transfer	25.40		
7/1/2010	(UB) Billing Summary Transfer		-41.02	
7/1/2010	(UB) Billing Summary Transfer		-1.23	
7/12/2010	(UB) Billing Summary Transfer		-16.60	
7/12/2010	(UB) Billing Summary Transfer		-0.50	
7/12/2010	(UB) Billing Summary Transfer		-1.71	
7/12/2010	(UB) Billing Summary Transfer	18.81		
7/1/2010	(UB) Billing Summary Transfer	42.25		
7/26/2010	(UB) Billing Summary Transfer		-1.71	
7/14/2010	(UB) Billing Summary Transfer	22.85		
7/15/2010	(UB) Billing Summary Transfer	17.10		
8/31/2010	(UB) UMSWIN Summary Transfer		-1,379.66	
9/30/2010	(UB) UMSWIN Summary Transfer	271.27		
9/1/2010	(JE) to correct to balance ac	400.02		
9/30/2010	(JE) correct late fees for yr	12,897.53		
9/30/2010	(JE) sch util tx adj	474.51		
10/31/2010	(UB) UMSWIN Summary Transfer		-3,481.51	
10/31/2010	(JE) correction adj	24.29		
11/30/2010	(UB) UMSWIN Summary Transfer		-3,220.80	
12/6/2010	(UB) Billing Summary Transfer	5.07		
12/29/2010	(UB) Billing Summary Transfer		-3,050.66	
12/29/2010	(UB) Billing Summary Transfer		-124.58	
12/29/2010	(UB) Billing Summary Transfer	39.82		
12/1/2010	(UB) Billing Summary Transfer		-34.20	
12/1/2010	(UB) Billing Summary Transfer		-49.75	
12/1/2010	(UB) Billing Summary Transfer		-1.55	
12/1/2010	(UB) Billing Summary Transfer	1.71		
12/1/2010	(UB) Billing Summary Transfer		-18.81	
12/28/2010	(UB) Billing Summary Transfer		-3,209.22	
12/28/2010	(UB) Billing Summary Transfer		-101.82	
12/28/2010	(UB) Billing Summary Transfer	24.04		
12/21/2010	(UB) Billing Summary Transfer		-448.94	
12/20/2010	(UB) Billing Summary Transfer	17.10		
12/31/2010	(JE) to correct sales & use		-233.83	
12/31/2010	(JE) adj to correct bal		-198.07	
465-000	ACCOUNT TOTAL	41,382.77	-25,181.74	16,201.03
470-000	Water Penalties	P Bal	0.00	
1/31/2010	(JE) jan penalties		-1,817.49	
2/28/2010	(JE) feb penalties		-2,425.17	
3/31/2010	(JE) MAR BILLING REG PENALTIE		-1,941.81	
9/30/2010	(JE) correct late fees for yr		-12,897.53	
10/31/2010	(UB) UMSWIN Summary Transfer		-2,199.46	
11/30/2010	(UB) UMSWIN Summary Transfer		-2,082.53	
12/29/2010	(UB) Billing Summary Transfer	25.74		
12/30/2010	(UB) Billing Summary Transfer		-2,812.78	
12/1/2010	(UB) Billing Summary Transfer	1.71		
12/28/2010	(UB) Billing Summary Transfer	274.75		
470-000	ACCOUNT TOTAL	302.20	-26,176.77	-25,874.57

Cannonsburg Water District
Detailed Trial Balance
Entries From 1/1/2010 Through 12/31/2010

Account	Description Transactions-Date	Debit	Credit	Ending Balance
=====				
471-000	Miscellaneous Service Rev	P Bal	0.00	
1/1/2010	(JE) UNEMPLOYEMENT INS		-1,215.50	
1/31/2010	(JE) jan returned ck fees cas		-50.00	
1/31/2010	(JE) jan rec fees cash drawer		-1,390.00	
1/31/2010	(JE) jan sd4 rec fees		-225.00	
1/31/2010	(JE) jan sales & use tax comp		-29.87	
2/28/2010	(JE) feb returned ck fees		-5.00	
2/28/2010	(JE) feb returned rec fees		-125.00	
2/28/2010	(JE) feb misc fire hydrant bc		-3,046.50	
2/28/2010	(JE) feb fire hyd fire dept		-6,020.00	
2/28/2010	(JE) feb sd4 rec fees		-375.00	
2/28/2010	(JE) feb us treas refund		-9.92	
2/28/2010	(JE) feb cr cd fees		-65.03	
2/28/2010	(JE) feb fire hydr cann fire		-3,018.00	
2/28/2010	(JE) feb sales * use tax comp		-32.06	
3/31/2010	(JE) MAR RET CK FE		-50.00	
3/31/2010	(JE) MAR REC FEES		-535.00	
3/31/2010	(JE) MAR CR CD FEES		-56.86	
3/31/2010	(JE) MAR BILLING SALES & USE		-27.05	
4/22/2010	(CR) Cash Summary Transfer		-3.18	
4/19/2010	(CR) Cash Summary Transfer		-6.65	
4/5/2010	(CR) Cash Summary Transfer		-1.10	
4/15/2010	(CR) Cash Summary Transfer		-3.44	
4/14/2010	(CR) Cash Summary Transfer		-1.04	
4/7/2010	(CR) Cash Summary Transfer		-1.25	
4/12/2010	(CR) Cash Summary Transfer		-1.05	
4/16/2010	(CR) Cash Summary Transfer		-5.67	
4/6/2010	(CR) Cash Summary Transfer		-5.64	
4/20/2010	(CR) Cash Summary Transfer		-4.45	
4/9/2010	(CR) Cash Summary Transfer		-1.08	
4/13/2010	(CR) Cash Summary Transfer		-2.12	
4/21/2010	(CR) Cash Summary Transfer		-1.09	
4/26/2010	(CR) Cash Summary Transfer		-3.25	
4/29/2010	(CR) Cash Summary Transfer		-3.46	
4/23/2010	(CR) Cash Summary Transfer		-2.12	
4/28/2010	(CR) Cash Summary Transfer		-7.08	
4/27/2010	(CR) Cash Summary Transfer		-1.14	
4/15/2010	(CR) Cash Summary Transfer		-5.41	
4/9/2010	(CR) Cash Summary Transfer		-50.00	
4/6/2010	(CR) Cash Summary Transfer		-25.00	
4/8/2010	(CR) Cash Summary Transfer		-25.00	
4/1/2010	(CR) Cash Summary Transfer		-25.00	
4/9/2010	(CR) Cash Summary Transfer		-25.00	
4/16/2010	(CR) Cash Summary Transfer		-25.00	
4/7/2010	(CR) Cash Summary Transfer		-25.00	
4/14/2010	(CR) Cash Summary Transfer		-175.00	
4/28/2010	(CR) Cash Summary Transfer		-155.00	
4/29/2010	(CR) Cash Summary Transfer		-25.00	
4/27/2010	(CR) Cash Summary Transfer		-175.00	
4/7/2010	(CR) Cash Summary Transfer		-25.00	
4/28/2010	(CR) Cash Summary Transfer		-75.00	
4/29/2010	(CR) Cash Summary Transfer		-80.00	
4/13/2010	(CR) Cash Summary Transfer		-25.00	
4/1/2010	(CR) Cash Summary Transfer		-25.00	

Cannonsburg Water District
Detailed Trial Balance
Entries From 1/1/2010 Through 12/31/2010

Account	Description Transactions-Date	Debit	Credit	Ending Balance
<hr/>				
471-000	Miscellaneous Service Rev(Cont'd)			
4/27/2010	(CR) Cash Summary Transfer		-150.00	
4/21/2010	(CR) Cash Summary Transfer		-25.00	
4/30/2010	(CR) Cash Summary Transfer		-25.00	
4/28/2010	(CR) Cash Summary Transfer		-25.00	
5/17/2010	(CR) Cash Summary Transfer		-4.36	
5/4/2010	(CR) Cash Summary Transfer		-3.30	
5/18/2010	(CR) Cash Summary Transfer		-5.49	
5/21/2010	(CR) Cash Summary Transfer		-2.27	
5/11/2010	(CR) Cash Summary Transfer		-7.77	
5/7/2010	(CR) Cash Summary Transfer		-4.40	
5/12/2010	(CR) Cash Summary Transfer		-2.21	
5/6/2010	(CR) Cash Summary Transfer		-1.10	
5/14/2010	(CR) Cash Summary Transfer		-4.59	
5/19/2010	(CR) Cash Summary Transfer		-1.04	
5/24/2010	(CR) Cash Summary Transfer		-2.07	
5/13/2010	(CR) Cash Summary Transfer		-1.12	
5/10/2010	(CR) Cash Summary Transfer		-2.37	
5/20/2010	(CR) Cash Summary Transfer		-3.35	
5/5/2010	(CR) Cash Summary Transfer		-2.28	
5/27/2010	(CR) Cash Summary Transfer		-1.04	
5/28/2010	(CR) Cash Summary Transfer		-9.11	
5/25/2010	(CR) Cash Summary Transfer		-2.22	
5/26/2010	(CR) Cash Summary Transfer		-3.23	
5/14/2010	(CR) Cash Summary Transfer		-184.01	
5/24/2010	(CR) Cash Summary Transfer		-25.00	
5/27/2010	(CR) Cash Summary Transfer		-5.00	
5/18/2010	(CR) Cash Summary Transfer		-375.00	
5/11/2010	(CR) Cash Summary Transfer		-25.00	
5/27/2010	(CR) Cash Summary Transfer		-374.03	
5/7/2010	(CR) Cash Summary Transfer		-25.00	
5/28/2010	(CR) Cash Summary Transfer		-125.00	
5/3/2010	(CR) Cash Summary Transfer		-50.00	
5/27/2010	(CR) Cash Summary Transfer		-200.97	
5/31/2010	(JE) may sales & use tax comp		-36.09	
6/28/2010	(CR) Cash Summary Transfer		-2.58	
6/29/2010	(CR) Cash Summary Transfer		-0.99	
6/30/2010	(CR) Cash Summary Transfer		-1.08	
6/9/2010	(CR) Cash Summary Transfer		-3.40	
6/16/2010	(CR) Cash Summary Transfer		-7.73	
6/7/2010	(CR) Cash Summary Transfer		-5.67	
6/10/2010	(CR) Cash Summary Transfer		-4.47	
6/15/2010	(CR) Cash Summary Transfer		-4.52	
6/3/2010	(CR) Cash Summary Transfer		-2.23	
6/2/2010	(CR) Cash Summary Transfer		-3.98	
6/8/2010	(CR) Cash Summary Transfer		-1.10	
6/22/2010	(CR) Cash Summary Transfer		-2.21	
6/14/2010	(CR) Cash Summary Transfer		-5.63	
6/18/2010	(CR) Cash Summary Transfer		-11.36	
6/4/2010	(CR) Cash Summary Transfer		-2.20	
6/25/2010	(CR) Cash Summary Transfer		-4.42	
6/24/2010	(CR) Cash Summary Transfer		-3.18	
6/18/2010	(CR) Cash Summary Transfer		-2,800.00	
6/10/2010	(CR) Cash Summary Transfer		-6,658.70	

Cannonsburg Water District
Detailed Trial Balance
Entries From 1/1/2010 Through 12/31/2010

Account	Description Transactions-Date	Debit	Credit	Ending Balance
=====	=====	=====	=====	=====
471-000	Miscellaneous Service Rev(Cont'd)			
6/25/2010	(CR) Cash Summary Transfer		-264.39	
6/18/2010	(CR) Cash Summary Transfer		-25.00	
6/1/2010	(CR) Cash Summary Transfer		-50.00	
6/7/2010	(CR) Cash Summary Transfer		-25.00	
6/18/2010	(CR) Cash Summary Transfer		-25.00	
6/29/2010	(CR) Cash Summary Transfer		-125.00	
6/28/2010	(CR) Cash Summary Transfer		-25.00	
6/30/2010	(CR) Cash Summary Transfer		-50.00	
6/14/2010	(CR) Cash Summary Transfer		-25.00	
6/1/2010	(CR) Cash Summary Transfer		-80.00	
6/29/2010	(CR) Cash Summary Transfer		-50.00	
6/30/2010	(JE) sales & use tax		-32.00	
7/14/2010	(CR) Cash Summary Transfer		-3.51	
7/15/2010	(CR) Cash Summary Transfer		-6.62	
7/20/2010	(CR) Cash Summary Transfer		-1.09	
7/16/2010	(CR) Cash Summary Transfer		-4.63	
7/8/2010	(CR) Cash Summary Transfer		-1.16	
7/13/2010	(CR) Cash Summary Transfer		-3.30	
7/19/2010	(CR) Cash Summary Transfer		-3.28	
7/2/2010	(CR) Cash Summary Transfer		-3.62	
7/12/2010	(CR) Cash Summary Transfer		-8.84	
7/7/2010	(CR) Cash Summary Transfer		-5.69	
7/9/2010	(CR) Cash Summary Transfer		-1.09	
7/21/2010	(CR) Cash Summary Transfer		-2.06	
7/28/2010	(CR) Cash Summary Transfer		-12.61	
7/26/2010	(CR) Cash Summary Transfer		-3.20	
7/29/2010	(CR) Cash Summary Transfer		-3.46	
7/27/2010	(CR) Cash Summary Transfer		-3.14	
7/23/2010	(CR) Cash Summary Transfer		-4.44	
7/7/2010	(CR) Cash Summary Transfer		-6,335.00	
7/8/2010	(CR) Cash Summary Transfer		-88.13	
7/23/2010	(CR) Cash Summary Transfer		-88.13	
7/7/2010	(CR) Cash Summary Transfer		-25.00	
7/14/2010	(CR) Cash Summary Transfer		-50.00	
7/12/2010	(CR) Cash Summary Transfer		-25.00	
7/1/2010	(CR) Cash Summary Transfer		-105.00	
7/13/2010	(CR) Cash Summary Transfer		-25.00	
7/28/2010	(CR) Cash Summary Transfer		-75.00	
7/27/2010	(CR) Cash Summary Transfer		-150.00	
7/28/2010	(CR) Cash Summary Transfer		-150.00	
7/29/2010	(CR) Cash Summary Transfer		-25.00	
7/1/2010	(CR) Cash Summary Transfer		-50.00	
7/13/2010	(CR) Cash Summary Transfer		-25.00	
7/6/2010	(CR) Cash Summary Transfer		-25.00	
7/16/2010	(CR) Cash Summary Transfer		-25.00	
7/27/2010	(CR) Cash Summary Transfer		-75.00	
7/28/2010	(CR) Cash Summary Transfer		-125.00	
7/29/2010	(CR) Cash Summary Transfer		-50.00	
7/31/2010	(JE) sales & use tax		-33.23	
8/31/2010	(JE) american exp		-64.21	
8/31/2010	(CR) UMSWIN Summary Transfer		-11,195.44	
8/31/2010	(JE) sales & use tax comp		-37.12	
9/30/2010	(CR) UMSWIN Summary Transfer		-1,359.51	

**Cannonsburg Water District
Detailed Trial Balance
Entries From 1/1/2010 Through 12/31/2010**

Account	Description Transactions-Date	Debit	Credit	Ending Balance
=====	=====	=====	=====	=====
471-000	Miscellaneous Service Rev(Cont'd)			
9/30/2010	(JE) sept sales & use tax com		-33.74	
9/8/2010	(JE) to correct cr cd rec	0.05		
9/30/2010	(JE) randy's savings	375.00		
9/9/2010	(JE) payroll refund	356.62		
9/30/2010	(JE) sales & use tax overpymt		-157.43	
10/31/2010	(CR) UMSWIN Summary Transfer		-2,123.50	
10/31/2010	(JE) OCT SALES & USAGE COMP		-33.08	
10/14/2010	(JE) randy's savings acct	375.00		
10/28/2010	(JE) randy's savings acct	375.00		
11/30/2010	(CR) UMSWIN Summary Transfer		-2,046.63	
11/30/2010	(JE) nov sales & use tax comp		-35.54	
11/24/2010	(JE) randy's savings account	375.00		
12/31/2010	(CR) UMSWIN Summary Transfer		-783.50	
12/31/2010	(JE) american ex settlement		-33.31	
12/31/2010	(JE) american ex settlement		-250.11	
12/31/2010	(JE) dec sales U use comp		-32.20	
471-000	ACCOUNT TOTAL	1,856.67	-55,117.82	-53,261.15
<hr/>				
471-200	Connect & Reconnect Chrg	P Bal	0.00	
1/31/2010	(JE) jan ctc cash drawer		-575.00	
2/28/2010	(JE) feb ctc		-650.00	
3/31/2010	(JE) MAR CTC		-1,030.00	
4/14/2010	(CR) Cash Summary Transfer		-25.00	
4/20/2010	(CR) Cash Summary Transfer		-50.00	
4/7/2010	(CR) Cash Summary Transfer		-25.00	
4/8/2010	(CR) Cash Summary Transfer		-25.00	
4/15/2010	(CR) Cash Summary Transfer		-25.00	
4/21/2010	(CR) Cash Summary Transfer		-25.00	
4/16/2010	(CR) Cash Summary Transfer		-25.00	
4/1/2010	(CR) Cash Summary Transfer		-25.00	
4/26/2010	(CR) Cash Summary Transfer		-25.00	
4/27/2010	(CR) Cash Summary Transfer		-50.00	
4/22/2010	(CR) Cash Summary Transfer		-25.00	
4/19/2010	(CR) Cash Summary Transfer		-50.00	
4/6/2010	(CR) Cash Summary Transfer		-25.00	
4/5/2010	(CR) Cash Summary Transfer		-75.00	
4/19/2010	(CR) Cash Summary Transfer		-50.00	
4/20/2010	(CR) Cash Summary Transfer		-25.00	
4/9/2010	(CR) Cash Summary Transfer		-25.00	
4/16/2010	(CR) Cash Summary Transfer		-25.00	
4/8/2010	(CR) Cash Summary Transfer		-25.00	
4/26/2010	(CR) Cash Summary Transfer		-25.00	
4/27/2010	(CR) Cash Summary Transfer		-25.00	
5/3/2010	(CR) Cash Summary Transfer		-100.00	
5/5/2010	(CR) Cash Summary Transfer		-25.00	
5/4/2010	(CR) Cash Summary Transfer		-75.00	
5/13/2010	(CR) Cash Summary Transfer		-50.00	
5/14/2010	(CR) Cash Summary Transfer		-25.00	
5/26/2010	(CR) Cash Summary Transfer		-25.00	
5/24/2010	(CR) Cash Summary Transfer		-75.00	
5/10/2010	(CR) Cash Summary Transfer		-25.00	
5/21/2010	(CR) Cash Summary Transfer		-25.00	
5/12/2010	(CR) Cash Summary Transfer		-25.00	

Cannonsburg Water District
Detailed Trial Balance
Entries From 1/1/2010 Through 12/31/2010

Account	Description Transactions-Date	Debit	Credit	Ending Balance
=====	=====	=====	=====	=====
471-200	Connect & Reconnect Chrg(Cont'd)			
5/4/2010	(CR) Cash Summary Transfer		-25.00	
5/20/2010	(CR) Cash Summary Transfer		-25.00	
5/11/2010	(CR) Cash Summary Transfer		-25.00	
5/21/2010	(CR) Cash Summary Transfer		-25.00	
5/17/2010	(CR) Cash Summary Transfer		-25.00	
5/10/2010	(CR) Cash Summary Transfer		-25.00	
5/6/2010	(CR) Cash Summary Transfer		-50.00	
5/3/2010	(CR) Cash Summary Transfer		-25.00	
5/4/2010	(CR) Cash Summary Transfer		-50.00	
5/11/2010	(CR) Cash Summary Transfer		-25.00	
5/12/2010	(CR) Cash Summary Transfer		-25.00	
5/24/2010	(CR) Cash Summary Transfer		-50.00	
5/20/2010	(CR) Cash Summary Transfer		-25.00	
6/1/2010	(CR) Cash Summary Transfer		-50.00	
6/10/2010	(CR) Cash Summary Transfer		-25.00	
6/4/2010	(CR) Cash Summary Transfer		-25.00	
6/9/2010	(CR) Cash Summary Transfer		-25.00	
6/18/2010	(CR) Cash Summary Transfer		-25.00	
6/28/2010	(CR) Cash Summary Transfer		-25.00	
6/9/2010	(CR) Cash Summary Transfer		-25.00	
6/3/2010	(CR) Cash Summary Transfer		-25.00	
6/14/2010	(CR) Cash Summary Transfer		-50.00	
6/18/2010	(CR) Cash Summary Transfer		-26.17	
6/14/2010	(CR) Cash Summary Transfer		-25.00	
6/7/2010	(CR) Cash Summary Transfer		-25.00	
6/21/2010	(CR) Cash Summary Transfer		-50.00	
6/1/2010	(CR) Cash Summary Transfer		-50.00	
6/4/2010	(CR) Cash Summary Transfer		-25.00	
6/10/2010	(CR) Cash Summary Transfer		-25.00	
6/18/2010	(CR) Cash Summary Transfer		-25.00	
6/8/2010	(CR) Cash Summary Transfer		-25.00	
6/30/2010	(CR) Cash Summary Transfer		-25.00	
7/6/2010	(CR) Cash Summary Transfer		-100.00	
7/19/2010	(CR) Cash Summary Transfer		-25.00	
7/1/2010	(CR) Cash Summary Transfer		-25.00	
7/8/2010	(CR) Cash Summary Transfer		-25.00	
7/13/2010	(CR) Cash Summary Transfer		-25.00	
7/14/2010	(CR) Cash Summary Transfer		-25.00	
7/28/2010	(CR) Cash Summary Transfer		-25.00	
7/27/2010	(CR) Cash Summary Transfer		-25.00	
7/26/2010	(CR) Cash Summary Transfer		-25.00	
7/2/2010	(CR) Cash Summary Transfer		-25.00	
7/20/2010	(CR) Cash Summary Transfer		-25.00	
7/9/2010	(CR) Cash Summary Transfer		-50.00	
7/7/2010	(CR) Cash Summary Transfer		-25.00	
7/1/2010	(CR) Cash Summary Transfer		-75.00	
7/12/2010	(CR) Cash Summary Transfer		-50.00	
7/19/2010	(CR) Cash Summary Transfer		-25.00	
7/16/2010	(CR) Cash Summary Transfer		-75.00	
7/15/2010	(CR) Cash Summary Transfer		-25.00	
7/8/2010	(CR) Cash Summary Transfer		-25.00	
7/2/2010	(CR) Cash Summary Transfer		-25.00	
7/30/2010	(CR) Cash Summary Transfer		-50.00	

**Cannonsburg Water District
Detailed Trial Balance
Entries From 1/1/2010 Through 12/31/2010**

Account	Description Transactions-Date	Debit	Credit	Ending Balance
=====	=====	=====	=====	=====
471-200	Connect & Reconnect Chrg(Cont'd)			
7/23/2010	(CR) Cash Summary Transfer		-50.00	
7/28/2010	(CR) Cash Summary Transfer		-25.00	
8/31/2010	(CR) UMSWIN Summary Transfer		-1,026.15	
9/30/2010	(CR) UMSWIN Summary Transfer		-700.00	
10/31/2010	(CR) UMSWIN Summary Transfer		-850.00	
11/30/2010	(CR) UMSWIN Summary Transfer		-600.00	
12/31/2010	(CR) UMSWIN Summary Transfer		-500.00	
471-200	ACCOUNT TOTAL	0.00	-8,882.32	-8,882.32
<hr/>				
471-300	Investigation Charge	P Bal	0.00	
1/31/2010	(JE) jan sci cash drwr		-50.00	
2/28/2010	(JE) feb sic		-50.00	
5/5/2010	(CR) Cash Summary Transfer		-25.00	
6/17/2010	(CR) Cash Summary Transfer		-25.00	
7/1/2010	(CR) Cash Summary Transfer		-25.00	
471-300	ACCOUNT TOTAL	0.00	-175.00	-175.00
<hr/>				
472-000	Grant Revenue	P Bal	0.00	
2/4/2010	(JE) ky finance deposit		-68,879.00	
2/11/2010	(JE) ky finance deposit		-3,632.00	
3/9/2010	(JE) KY FINANCE KY PYMT		-12,967.56	
5/6/2010	(JE) ky finance ky pymts		-15,751.26	
7/7/2010	(JE) ky finance pymt		-4,675.00	
472-000	ACCOUNT TOTAL	0.00	-105,904.82	-105,904.82
<hr/>				
480-000	Contribution - Tap Fees	P Bal	0.00	
1/31/2010	(JE) jan water taps cash drw		-1,100.00	
3/31/2010	(JE) MAR WATER TAPS		-4,400.00	
4/5/2010	(CR) Cash Summary Transfer		-1,100.00	
4/1/2010	(CR) Cash Summary Transfer		-175.00	
4/26/2010	(CR) Cash Summary Transfer		-1,100.00	
4/27/2010	(CR) Cash Summary Transfer		-1,100.00	
4/21/2010	(CR) Cash Summary Transfer		-1,100.00	
5/7/2010	(CR) Cash Summary Transfer		-1,100.00	
5/20/2010	(CR) Cash Summary Transfer		-1,100.00	
5/26/2010	(CR) Cash Summary Transfer		-1,100.00	
5/24/2010	(CR) Cash Summary Transfer		-2,375.00	
6/17/2010	(CR) Cash Summary Transfer		-1,275.00	
6/22/2010	(CR) Cash Summary Transfer		-1,275.00	
6/2/2010	(CR) Cash Summary Transfer		-1,100.00	
7/8/2010	(CR) Cash Summary Transfer		-1,200.00	
7/19/2010	(CR) Cash Summary Transfer		-1,100.00	
7/14/2010	(CR) Cash Summary Transfer		-1,100.00	
7/26/2010	(CR) Cash Summary Transfer		-1,100.00	
8/31/2010	(CR) UMSWIN Summary Transfer		-2,220.00	
8/19/2010	(JE) ck# 2104 r crager tap re	1,100.00		
9/30/2010	(CR) UMSWIN Summary Transfer		-3,350.00	
10/31/2010	(CR) UMSWIN Summary Transfer		-4,450.00	
11/30/2010	(CR) UMSWIN Summary Transfer		-2,200.00	
12/31/2010	(CR) UMSWIN Summary Transfer		-50.00	
480-000	ACCOUNT TOTAL	1,100.00	-36,170.00	-35,070.00

**Cannonsburg Water District
Detailed Trial Balance
Entries From 1/1/2010 Through 12/31/2010**

Account	Description Transactions-Date	Debit	Credit	Ending Balance
=====	=====	=====	=====	=====
603-000	Administrative Salaries	P Bal	0.00	
1/26/2010	(PR) 1/26/2010 Payroll	2,500.00		
2/17/2010	(PR) 2/17/2010 Payroll	2,500.00		
3/18/2010	(PR) (PR) PAYROLL	2,500.00		
4/21/2010	(PR) 4/21/2010 Payroll	2,500.00		
5/21/2010	(PR) 5/21/2010 Payroll	2,500.00		
6/22/2010	(PR) 6/22/2010 Payroll	2,500.00		
7/26/2010	(PR) 7/26/2010 Payroll	2,500.00		
8/31/2010	(PR) Payroll Summary Transfer	2,500.00		
9/30/2010	(PR) Payroll Summary Transfer	2,500.00		
10/31/2010	(PR) Payroll Summary Transfer	2,500.00		
11/30/2010	(PR) Payroll Summary Transfer	2,500.00		
12/31/2010	(PR) Payroll Summary Transfer	2,500.00		
603-000	ACCOUNT TOTAL	30,000.00	0.00	30,000.00
<hr/>				
610-100	Ashland Purchased Water	P Bal	0.00	
1/14/2010	(AP) ASHWATER Ashland Water	93,965.13		
1/1/2010	(JE) transfer to 231		-93,965.13	
2/19/2010	(AP) ASHWATER Ashland Water	84,477.45		
3/19/2010	(AP) ASHWATER Ashland Water	94,113.65		
4/19/2010	(AP) CITYOFASHL City of Ashlan	79,153.28		
4/20/2010	(AP) CITYOFASHL City of Ashlan	3.72		
5/18/2010	(AP) ASHWATER Ashland Water	77,416.60		
6/17/2010	(AP) ASHWATER Ashland Water	74,929.05		
7/19/2010	(AP) ASHWATER Ashland Water	90,039.60		
8/31/2010	(AP) A/P Summary Transfer	83,280.96		
9/30/2010	(AP) A/P Summary Transfer	95,314.59		
10/31/2010	(AP) A/P Summary Transfer	88,372.62		
11/30/2010	(AP) A/P Summary Transfer	84,414.96		
12/31/2010	(AP) A/P Summary Transfer	84,802.41		
12/31/2010	(JE) accts payable	80,818.29		
610-100	ACCOUNT TOTAL	1,111,102.31	-93,965.13	1,017,137.18
<hr/>				
610-200	Big Sandy Purchased Water	P Bal	0.00	
1/14/2010	(AP) BIGSANDYWA Big Sandy Wate	1,069.42		
1/1/2010	(JE) purchased water		-1,069.42	
2/12/2010	(AP) BIGSANDYWA Big Sandy Wate	14.46		
2/12/2010	(AP) BIGSANDYWA Big Sandy Wate	540.23		
3/5/2010	(AP) BIGSANDYWA Big Sandy Wate	268.52		
4/14/2010	(AP) BIGSANDYWA Big Sandy Wate	251.13		
5/7/2010	(AP) BIGSANDYWA Big Sandy Wate	24.15		
5/7/2010	(AP) BIGSANDYWA Big Sandy Wate	342.87		
6/8/2010	(AP) BIGSANDYWA Big Sandy Wate	316.48		
7/8/2010	(AP) BIGSANDYWA Big Sandy Wate	373.75		
8/31/2010	(AP) A/P Summary Transfer	611.05		
9/30/2010	(AP) A/P Summary Transfer	1,128.22		
10/31/2010	(AP) A/P Summary Transfer	1,103.32		
11/30/2010	(AP) A/P Summary Transfer	1,138.43		
12/31/2010	(AP) A/P Summary Transfer	436.25		
12/31/2010	(JE) accts payable	508.96		
12/31/2010	(JE) accts payable	873.03		
610-200	ACCOUNT TOTAL	9,000.27	-1,069.42	7,930.85

**Cannonsburg Water District
Detailed Trial Balance
Entries From 1/1/2010 Through 12/31/2010**

Account	Description Transactions-Date		Debit	Credit	Ending Balance
<hr/>					
615-000	Purchased Power Electric	P Bal	0.00		
12/31/2010	(JE) accts payable		364.78		
615-000	ACCOUNT TOTAL		364.78	0.00	364.78
<hr/>					
615-100	Electric Operation	P Bal	0.00		
1/14/2010	(AP) KYPOWERCO KY Power Compan		2,916.54		
1/14/2010	(AP) KYPOWERCO KY Power Compan		762.04		
1/14/2010	(AP) KYPOWERCO KY Power Compan		237.95		
1/14/2010	(AP) KYPOWERCO KY Power Compan		214.44		
1/14/2010	(AP) KYPOWERCO KY Power Compan		12.92		
1/28/2010	(AP) KYPOWERCO KY Power Compan		103.49		
1/28/2010	(AP) KYPOWERCO KY Power Compan		20.45		
1/28/2010	(AP) KYPOWERCO KY Power Compan		12.94		
1/14/2010	(AP) KYPOWERCO KY Power Compan		12.40		
1/14/2010	(JE) to correct ck # 7811 ky			-0.10	
1/1/2010	(JE) ck3 7811 ky power		2,916.54		
1/14/2010	(AP) CORRECTION KY POWER			-2,916.54	
2/12/2010	(AP) KYPOWERCO KY Power Compan		2,929.33		
2/12/2010	(AP) KYPOWERCO KY Power Compan		277.05		
2/12/2010	(AP) KYPOWERCO KY Power Compan		218.93		
2/19/2010	(AP) KYPOWERCO KY Power Compan		884.86		
2/19/2010	(AP) KYPOWERCO KY Power Compan		13.27		
2/19/2010	(AP) KYPOWERCO KY Power Compan		12.81		
2/19/2010	(AP) KYPOWERCO KY Power Compan		17.85		
3/5/2010	(AP) KYPOWERCO KY Power Compan		266.22		
3/5/2010	(AP) KYPOWERCO KY Power Compan		104.35		
3/5/2010	(AP) KYPOWERCO KY Power Compan		13.46		
3/19/2010	(AP) KYPOWERCO KY Power Compan		2,771.66		
3/19/2010	(AP) KYPOWERCO KY Power Compan		758.81		
3/19/2010	(AP) KYPOWERCO KY Power Compan		222.70		
3/19/2010	(AP) KYPOWERCO KY Power Compan		19.31		
3/19/2010	(AP) KYPOWERCO KY Power Compan		12.42		
3/19/2010	(AP) KYPOWERCO KY Power Compan		12.75		
3/30/2010	(AP) KYPOWERCO KY Power Compan		99.22		
3/30/2010	(AP) KYPOWERCO KY Power Compan		13.51		
4/19/2010	(AP) KYPOWERCO KY Power Compan		2,503.94		
4/19/2010	(AP) KYPOWERCO KY Power Compan		747.19		
4/19/2010	(AP) KYPOWERCO KY Power Compan		220.81		
4/19/2010	(AP) KYPOWERCO KY Power Compan		204.19		
4/19/2010	(AP) KYPOWERCO KY Power Compan		20.20		
4/19/2010	(AP) KYPOWERCO KY Power Compan		12.63		
4/19/2010	(AP) KYPOWERCO KY Power Compan		12.21		
5/7/2010	(AP) KYPOWERCO KY Power Compan		197.22		
5/7/2010	(AP) KYPOWERCO KY Power Compan		101.86		
5/7/2010	(AP) KYPOWERCO KY Power Compan		12.83		
5/18/2010	(AP) KYPOWERCO KY Power Compan		2,394.25		
5/18/2010	(AP) KYPOWERCO KY Power Compan		655.09		
5/18/2010	(AP) KYPOWERCO KY Power Compan		208.70		
5/18/2010	(AP) KYPOWERCO KY Power Compan		22.21		
5/18/2010	(AP) KYPOWERCO KY Power Compan		12.75		
5/18/2010	(AP) KYPOWERCO KY Power Compan		12.42		
6/8/2010	(AP) KYPOWERCO KY Power Compan		184.22		
6/8/2010	(AP) KYPOWERCO KY Power Compan		95.56		
6/8/2010	(AP) KYPOWERCO KY Power Compan		13.60		

Cannonsburg Water District
Detailed Trial Balance
Entries From 1/1/2010 Through 12/31/2010

Account	Description Transactions-Date	Debit	Credit	Ending Balance
615-100	Electric Operation(Cont'd)			
6/17/2010	(AP) KYPOWERCO KY Power Compan	12.75		
6/17/2010	(AP) KYPOWERCO KY Power Compan	22.63		
6/17/2010	(AP) KYPOWERCO KY Power Compan	2,807.34		
6/17/2010	(AP) KYPOWERCO KY Power Compan	239.51		
6/17/2010	(AP) KYPOWERCO KY Power Compan	13.08		
7/8/2010	(AP) KYPOWERCO KY Power Compan	87.43		
7/8/2010	(AP) KYPOWERCO KY Power Compan	13.94		
7/8/2010	(AP) KYPOWERCO KY Power Compan	133.39		
7/19/2010	(AP) KYPOWERCO KY Power Compan	858.78		
7/19/2010	(AP) KYPOWERCO KY Power Compan	3,097.87		
7/19/2010	(AP) KYPOWERCO KY Power Compan	25.39		
7/19/2010	(AP) KYPOWERCO KY Power Compan	266.55		
7/19/2010	(AP) KYPOWERCO KY Power Compan	13.54		
7/19/2010	(AP) KYPOWERCO KY Power Compan	13.15		
8/31/2010	(AP) A/P Summary Transfer	4,430.64		
9/30/2010	(AP) A/P Summary Transfer	4,192.50		
10/31/2010	(AP) A/P Summary Transfer	3,889.74		
11/30/2010	(AP) A/P Summary Transfer	2,870.80		
12/31/2010	(AP) A/P Summary Transfer	4,264.47		
12/31/2010	(JE) accts payable	129.28		
12/31/2010	(JE) accts payable	395.84		
615-100	ACCOUNT TOTAL	51,268.72	-2,916.64	48,352.08
615-200	Purchased Power Office &			
	P Bal	0.00		
1/14/2010	(AP) KYPOWERCO KY Power Compan	174.33		
1/14/2010	(AP) KYPOWERCO KY Power Compan	135.27		
1/14/2010	(AP) KYPOWERCO KY Power Compan	64.82		
2/19/2010	(AP) KYPOWERCO KY Power Compan	206.98		
2/19/2010	(AP) KYPOWERCO KY Power Compan	122.99		
2/19/2010	(AP) KYPOWERCO KY Power Compan	61.65		
3/19/2010	(AP) KYPOWERCO KY Power Compan	192.01		
3/19/2010	(AP) KYPOWERCO KY Power Compan	123.12		
3/19/2010	(AP) KYPOWERCO KY Power Compan	63.54		
4/19/2010	(AP) KYPOWERCO KY Power Compan	115.88		
4/19/2010	(AP) KYPOWERCO KY Power Compan	83.40		
4/19/2010	(AP) KYPOWERCO KY Power Compan	70.02		
5/18/2010	(AP) KYPOWERCO KY Power Compan	126.44		
5/18/2010	(AP) KYPOWERCO KY Power Compan	71.41		
5/18/2010	(AP) KYPOWERCO KY Power Compan	33.26		
6/17/2010	(AP) KYPOWERCO KY Power Compan	96.84		
6/17/2010	(AP) KYPOWERCO KY Power Compan	788.03		
6/17/2010	(AP) KYPOWERCO KY Power Compan	189.88		
6/17/2010	(AP) KYPOWERCO KY Power Compan	31.97		
7/19/2010	(AP) KYPOWERCO KY Power Compan	293.98		
7/19/2010	(AP) KYPOWERCO KY Power Compan	150.33		
7/19/2010	(AP) KYPOWERCO KY Power Compan	41.39		
8/31/2010	(AP) A/P Summary Transfer	496.15		
9/30/2010	(AP) A/P Summary Transfer	505.95		
10/31/2010	(AP) A/P Summary Transfer	413.05		
11/30/2010	(AP) A/P Summary Transfer	267.93		
12/31/2010	(AP) A/P Summary Transfer	296.68		
12/31/2010	(JE) accts payable	406.32		
12/31/2010	(JE) accts payable	4,377.03		

Cannonsburg Water District
Detailed Trial Balance
Entries From 1/1/2010 Through 12/31/2010

Account	Description Transactions-Date	Debit	Credit	Ending Balance
615-200	ACCOUNT TOTAL	10,000.65	0.00	10,000.65
616-200	Cell Phones			
	P Bal	0.00		
1/28/2010	(AP) NEXTEL Nextel	567.13		
3/19/2010	(AP) NEXTEL Nextel	432.28		
3/5/2010	(AP) NEXTEL Nextel	564.72		
4/20/2010	(AP) NEXTEL Nextel	486.93		
5/12/2010	(AP) VERIZON Verizon	1,190.34		
5/18/2010	(AP) NEXTEL Nextel	19.63		
6/17/2010	(AP) VERIZON Verizon	763.26		
7/19/2010	(AP) VERIZON Verizon	414.01		
8/31/2010	(AP) A/P Summary Transfer	504.78		
9/30/2010	(AP) A/P Summary Transfer	510.34		
10/31/2010	(AP) A/P Summary Transfer	507.00		
12/31/2010	(AP) A/P Summary Transfer	1,006.16		
616-200	ACCOUNT TOTAL	6,966.58	0.00	6,966.58
616-300	Pagers & Radio & Monitori			
	P Bal	0.00		
1/14/2010	(AP) AQUISCOMM Aquis Communica	36.41		
2/12/2010	(AP) AQUISCOMM Aquis Communica	36.41		
3/5/2010	(AP) AQUISCOMM Aquis Communica	37.55		
3/30/2010	(AP) AQUISCOMM Aquis Communica	36.41		
5/7/2010	(AP) AQUISCOMM Aquis Communica	36.41		
6/8/2010	(AP) AQUISCOMM Aquis Communica	36.41		
7/8/2010	(AP) AQUISCOMM Aquis Communica	36.41		
8/31/2010	(AP) A/P Summary Transfer	36.41		
9/30/2010	(AP) A/P Summary Transfer	36.41		
10/31/2010	(AP) A/P Summary Transfer	36.41		
11/30/2010	(AP) A/P Summary Transfer	36.41		
12/31/2010	(AP) A/P Summary Transfer	36.41		
616-300	ACCOUNT TOTAL	438.06	0.00	438.06
617-100	Gas - Operation			
	P Bal	0.00		
2/12/2010	(AP) COLUMBIAGA Columbia Gas	44.14		
3/5/2010	(AP) COLUMBIAGA Columbia Gas	41.07		
3/30/2010	(AP) COLUMBIAGA Columbia Gas	34.25		
5/7/2010	(AP) COLUMBIAGA Columbia Gas	32.78		
6/8/2010	(AP) COLUMBIAGA Columbia Gas	25.88		
7/8/2010	(AP) COLUMBIAGA Columbia Gas	28.91		
8/31/2010	(AP) A/P Summary Transfer	29.55		
11/30/2010	(AP) A/P Summary Transfer	35.10		
12/31/2010	(AP) A/P Summary Transfer	26.11		
617-100	ACCOUNT TOTAL	297.79	0.00	297.79
617-200	Gas Office & Shop			
	P Bal	0.00		
1/14/2010	(AP) COLUMBIAGA Columbia Gas	278.09		
1/14/2010	(AP) COLUMBIAGA Columbia Gas	88.62		
2/12/2010	(AP) COLUMBIAGA Columbia Gas	249.26		
2/12/2010	(AP) COLUMBIAGA Columbia Gas	97.97		
3/5/2010	(AP) COLUMBIAGA Columbia Gas	217.19		
3/5/2010	(AP) COLUMBIAGA Columbia Gas	98.60		
4/14/2010	(AP) COLUMBIAGA Columbia Gas	211.29		
4/14/2010	(AP) COLUMBIAGA Columbia Gas	75.66		
5/7/2010	(AP) COLUMBIAGA Columbia Gas	80.73		

Cannonsburg Water District
Detailed Trial Balance
Entries From 1/1/2010 Through 12/31/2010

Account	Description Transactions-Date	Debit	Credit	Ending Balance
=====	=====	=====	=====	=====
617-200	Gas Office & Shop(Cont'd)			
5/7/2010	(AP) COLUMBIAGA Columbia Gas	36.73		
6/8/2010	(AP) COLUMBIAGA Columbia Gas	38.71		
6/8/2010	(AP) COLUMBIAGA Columbia Gas	30.94		
7/8/2010	(AP) COLUMBIAGA Columbia Gas	27.83		
7/8/2010	(AP) COLUMBIAGA Columbia Gas	25.88		
8/31/2010	(AP) A/P Summary Transfer	52.41		
11/30/2010	(AP) A/P Summary Transfer	85.67		
12/31/2010	(AP) A/P Summary Transfer	289.64		
617-200	ACCOUNT TOTAL	1,985.22	0.00	1,985.22
<hr/>				
619-000	Meters			
				P Bal 0.00
3/30/2010	(AP) CITHORN C.I. Thornburg Co	812.88		
3/30/2010	(AP) CITHORN C.I. Thornburg Co	1,726.70		
5/18/2010	(AP) CITHORN C.I. Thornburg Co	294.51		
12/31/2010	(JE) transfer to asset acct		-2,834.09	
619-000	ACCOUNT TOTAL	2,834.09	-2,834.09	0.00
<hr/>				
620-000	Materials and Supplies Op			
				P Bal 0.00
1/14/2010	(AP) WELLS Wells Group, LLC	462.00		
1/14/2010	(AP) SCIOTOBLOC Scioto Block	451.80		
1/14/2010	(AP) CITHORN C.I. Thornburg Co	1,725.00		
1/14/2010	(AP) CITHORN C.I. Thornburg Co	1,432.98		
1/14/2010	(AP) TAYLORREAD Taylor Ready M	283.37		
1/1/2010	(JE) transfer to 231		-283.37	
1/1/2010	(JE) transfer to 231		-451.80	
1/1/2010	(JE) transfer to 231		-462.00	
1/1/2010	(JE) transfer to 231		-67.50	
1/1/2010	(JE) transfer to 231		-1,892.87	
1/1/2010	(JE) transfer to 231		-108.50	
1/1/2010	(JE) transfer to 231		-1,725.00	
1/1/2010	(JE) transfer to 231		-1,432.98	
1/1/2010	(JE) transfer to 231		-220.00	
1/1/2010	(JE) transfer correction	2,288.87		
2/12/2010	(AP) CITHORN C.I. Thornburg Co	402.35		
2/12/2010	(AP) CITHORN C.I. Thornburg Co	375.12		
2/12/2010	(AP) PREMIER Premier Precast P	5,827.17		
2/28/2010	(JE) void ck # 7886		-5,827.17	
3/19/2010	(AP) TRISTATECU Tri State Culv	442.20		
3/19/2010	(AP) CITHORNBUR C I Thornburg	137.29		
3/30/2010	(AP) CITHORN C.I. Thornburg Co	172.48		
3/30/2010	(AP) UTILITYSER Utility Servic	224.04		
4/19/2010	(AP) CONSOLIDAT Consolidated P	222.00		
4/19/2010	(AP) REHUFF R E Huff, Inc.	250.00		
4/19/2010	(AP) TAYLORREAD Bluegrass Aggr	170.64		
4/19/2010	(AP) TAYLORREAD Bluegrass Aggr	135.15		
4/19/2010	(AP) CITHORN C.I. Thornburg Co	1,835.72		
4/19/2010	(AP) CITHORN C.I. Thornburg Co	125.68		
4/19/2010	(AP) CITHORN C.I. Thornburg Co	120.00		
4/19/2010	(AP) CITHORN C.I. Thornburg Co	1,511.02		
4/19/2010	(AP) CITHORN C.I. Thornburg Co	642.00		
4/19/2010	(AP) CITHORN C.I. Thornburg Co	5,469.33		
4/20/2010	(AP) UTILITYSER Utility Servic	853.60		
4/19/2010	(AP) WELLS Wells Group, LLC	218.00		

**Cannonsburg Water District
Detailed Trial Balance
Entries From 1/1/2010 Through 12/31/2010**

Account	Description Transactions-Date	Debit	Credit	Ending Balance
<hr/>				
620-000	Materials and Supplies Op(Cont'd)			
5/12/2010	(AP) UTILITYSER Utility Servic	576.00		
5/18/2010	(AP) CITHORN C.I. Thornburg Co	210.00		
5/18/2010	(AP) CITHORN C.I. Thornburg Co	105.00		
5/18/2010	(AP) CITHORN C.I. Thornburg Co	467.16		
5/18/2010	(AP) CITHORN C.I. Thornburg Co	220.01		
5/18/2010	(AP) CITHORN C.I. Thornburg Co	491.00		
5/18/2010	(AP) ELANFINANC Elan Financial	3,390.00		
5/7/2010	(AP) CONSOLIDAT Consolidated P	148.00		
5/7/2010	(AP) CITHORN C.I. Thornburg Co	204.76		
5/7/2010	(AP) UTILITYSER Utility Servic	1,349.36		
6/30/2010	(JE) add void ck# 8087 utilit		-576.00	
6/8/2010	(AP) CITHORN C.I. Thornburg Co	226.39		
6/8/2010	(AP) UTILITYSER Utility Servic	387.50		
6/8/2010	(AP) UTILITYSER Utility Servic	1,069.08		
6/8/2010	(AP) BLUEAGG BLUEGRASS AGGREGA	166.94		
6/8/2010	(AP) CONSOLIDAT Consolidated P	756.00		
6/17/2010	(AP) CITHORN C.I. Thornburg Co	375.00		
6/17/2010	(AP) ELANFINANC Elan Financial	295.60		
6/17/2010	(AP) PREMIER Premier Precast P	480.00		
6/17/2010	(AP) UTILITYSER Utility Servic	2,315.22		
7/8/2010	(AP) CITHORN C.I. Thornburg Co	356.59		
7/8/2010	(AP) CITHORN C.I. Thornburg Co	381.00		
7/8/2010	(AP) CITHORN C.I. Thornburg Co	184.00		
7/8/2010	(AP) WELLS Wells Group, LLC	293.00		
7/8/2010	(AP) BLUEAGG BLUEGRASS AGGREGA	104.01		
7/8/2010	(AP) CONSOLIDAT Consolidated P	1,548.00		
7/8/2010	(AP) CONSOLIDAT Consolidated P	67.50		
7/8/2010	(AP) CONSOLIDAT Consolidated P	315.00		
7/8/2010	(AP) CONSOLIDAT Consolidated P	407.00		
7/19/2010	(AP) CONSOLIDAT Consolidated P	272.00		
7/19/2010	(AP) CONSOLIDAT Consolidated P	542.67		
7/19/2010	(AP) ELANFINANC Elan Financial	1,728.77		
8/31/2010	(AP) A/P Summary Transfer	15,926.40		
9/30/2010	(AP) A/P Summary Transfer	5,003.43		
10/31/2010	(AP) A/P Summary Transfer	8,454.74		
11/30/2010	(AP) A/P Summary Transfer	4,556.84		
12/31/2010	(AP) A/P Summary Transfer	5,430.09		
12/31/2010	(JE) 2009 inventory	138,308.11		
12/31/2010	(JE) 2010 inventory		-142,908.90	
12/31/2010	(JE) accts payable	1,462.00		
12/31/2010	(JE) accts payable	148.00		
12/31/2010	(JE) accts payable	196.44		
12/31/2010	(JE) accts payable	995.90		
12/31/2010	(JE) accts payable	2,122.77		
12/31/2010	(JE) accts payable	3,600.00		
620-000	ACCOUNT TOTAL	231,415.09	-155,956.09	75,459.00
<hr/>				
621-000	Office Wages	P Bal	0.00	
1/7/2010	(PR) 1/7/2010 Payroll	1,420.80		
1/21/2010	(PR) 1/21/2010 Payroll	3,752.00		
1/31/2010	(JE) to correct payroll entry		-910.40	
2/4/2010	(PR) 2/4/2010 Payroll	3,973.05		
2/18/2010	(PR) 2/18/2010 Payroll	3,774.56		

Cannonsburg Water District
Detailed Trial Balance
Entries From 1/1/2010 Through 12/31/2010

Account	Description Transactions-Date	Debit	Credit	Ending Balance
621-000	Office Wages(Cont'd)			
2/28/2010	(PR) transfer to 640-000		-1,097.56	
3/31/2010	(PR) PAYROLL	10,467.06		
4/15/2010	(PR) 4/15/2010 Payroll	3,552.00		
4/29/2010	(PR) 4/29/2010 Payroll	3,447.71		
5/13/2010	(PR) 5/13/2010 Payroll	3,533.60		
5/27/2010	(PR) 5/27/2010 Payroll	3,552.00		
6/10/2010	(PR) 6/10/2010 Payroll	3,552.00		
6/24/2010	(PR) 6/24/2010 Payroll	3,539.73		
7/8/2010	(PR) 7/8/2010 Payroll	3,605.38		
7/22/2010	(PR) 7/22/2010 Payroll	3,515.19		
8/31/2010	(PR) Payroll Summary Transfer	7,104.00		
9/30/2010	(PR) Payroll Summary Transfer	10,728.31		
10/31/2010	(PR) Payroll Summary Transfer	7,104.00		
11/30/2010	(PR) Payroll Summary Transfer	7,085.60		
12/31/2010	(PR) Payroll Summary Transfer	9,259.78		
621-000	ACCOUNT TOTAL	92,966.77	-2,007.96	90,958.81
631-000	Contractural Ser Engineer			
12/31/2010	(JE) accts payable	1,250.00		
631-000	ACCOUNT TOTAL	1,250.00	0.00	1,250.00
632-000	Contractural Ser Accounti			
6/8/2010	(AP) JOHNTLANE JOHN T. LANE AN	7,840.00		
632-000	ACCOUNT TOTAL	7,840.00	0.00	7,840.00
635-000	Contractural Ser Other			
1/28/2010	(AP) COMPHOUSE Computer House	1,258.98		
1/1/2010	(JE) computer housecalls		-1,258.98	
3/19/2010	(AP) COMPHOUSE Computer House	32.50		
6/8/2010	(AP) COMPHOUSE Computer House	155.88		
6/17/2010	(AP) JOANBURTON Joan Burton	390.00		
7/8/2010	(AP) REHUFF R E Huff, Inc.	750.00		
8/31/2010	(AP) A/P Summary Transfer	460.00		
9/30/2010	(AP) A/P Summary Transfer	565.00		
12/31/2010	(AP) A/P Summary Transfer	135.60		
12/31/2010	(JE) accts payable	952.50		
635-000	ACCOUNT TOTAL	4,700.46	-1,258.98	3,441.48
640-000	Operational Labor Salary			
1/7/2010	(PR) 1/7/2010 Payroll	4,680.45		
1/21/2010	(PR) 1/21/2010 Payroll	11,702.65		
1/31/2010	(JE) to correct payroll entry	910.40		
1/31/2010	(JE) PAYROLL SOFTWARE COR		-19.15	
1/14/2010	(JE) PAYROLL SOFTWARE COR	19.57		
2/4/2010	(PR) 2/4/2010 Payroll	11,840.59		
2/18/2010	(PR) 2/18/2010 Payroll	11,285.65		
2/28/2010	(JE) correction on pyrl softw		-0.05	
2/28/2010	(PR) transfer from 621-000	1,097.56		
3/31/2010	(PR) PAYROLL	34,444.66		
4/15/2010	(PR) 4/15/2010 Payroll	12,371.34		
4/29/2010	(PR) 4/29/2010 Payroll	11,782.94		
5/13/2010	(PR) 5/13/2010 Payroll	10,654.63		
5/27/2010	(PR) 5/27/2010 Payroll	10,665.41		

**Cannonsburg Water District
Detailed Trial Balance
Entries From 1/1/2010 Through 12/31/2010**

Account	Description Transactions-Date	Debit	Credit	Ending Balance
640-000	Operational Labor Salary(Cont'd)			
6/10/2010	(PR) 6/10/2010 Payroll	10,719.16		
6/24/2010	(PR) 6/24/2010 Payroll	10,808.75		
7/8/2010	(PR) 7/8/2010 Payroll	11,420.81		
7/22/2010	(PR) 7/22/2010 Payroll	11,059.12		
8/31/2010	(PR) Payroll Summary Transfer	21,541.28		
9/30/2010	(PR) Payroll Summary Transfer	33,796.75		
10/31/2010	(PR) Payroll Summary Transfer	21,685.73		
11/30/2010	(PR) Payroll Summary Transfer	22,102.35		
12/31/2010	(PR) Payroll Summary Transfer	26,901.66		
640-000	ACCOUNT TOTAL	291,491.46	-19.20	291,472.26
650-100	Auto Fuel Expense			
	P Bal	0.00		
1/28/2010	(AP) JOHNCLARK John W. Clark O	1,581.28		
2/19/2010	(AP) JOHNCLARK John W. Clark O	62.57		
3/19/2010	(AP) JOHNCLARK John W. Clark O	866.94		
3/5/2010	(AP) JOHNCLARK John W. Clark O	520.38		
3/19/2010	(AP) ELANFINANC Elan Financial	115.39		
3/30/2010	(AP) JOHNCLARK John W. Clark O	482.47		
4/19/2010	(AP) JOHNCLARK John W. Clark O	1,241.15		
5/7/2010	(AP) JOHNCLARK John W. Clark O	807.00		
5/18/2010	(AP) JOHNCLARK John W. Clark O	669.88		
6/8/2010	(AP) JOHNCLARK John W. Clark O	685.97		
6/17/2010	(AP) JOHNCLARK John W. Clark O	619.51		
7/19/2010	(AP) JOHNCLARK John W. Clark O	2,071.83		
8/31/2010	(AP) A/P Summary Transfer	2,236.14		
9/30/2010	(AP) A/P Summary Transfer	554.81		
10/31/2010	(AP) A/P Summary Transfer	3,432.31		
11/30/2010	(AP) A/P Summary Transfer	521.68		
12/31/2010	(AP) A/P Summary Transfer	1,429.17		
12/31/2010	(JE) accts payable	769.54		
12/31/2010	(JE) transfer gas	1,961.06		
650-100	ACCOUNT TOTAL	20,629.08	0.00	20,629.08
650-200	Auto Parts, Labor, Repair			
	P Bal	0.00		
1/14/2010	(AP) ELANFINANC Elan Financial	500.00		
1/14/2010	(AP) HELTONAUTO Helton Auto Su	35.30		
1/14/2010	(AP) HELTONAUTO Helton Auto Su	3.10		
1/14/2010	(AP) DANNYSTRIC Danny Strickla	149.32		
1/14/2010	(AP) CLAYTIRE Clay Tire Sales,	15.00		
1/28/2010	(AP) DANNYSGAR Dannys Garage	118.93		
1/1/2010	(JE) transfer to 231		-15.00	
1/1/2010	(JE) transfer to 231		-149.32	
2/12/2010	(AP) ELANFINANC Elan Financial	1,092.02		
2/12/2010	(AP) HELTONAUTO Helton Auto Su	27.80		
2/12/2010	(AP) HELTONAUTO Helton Auto Su	11.07		
2/12/2010	(AP) DANNYSGAR Dannys Garage	223.65		
2/12/2010	(AP) RONGAMBILL Ron Gambill	141.68		
2/12/2010	(AP) AMSOILINC Amsoil Inc 7741	428.95		
2/19/2010	(AP) HELTONAUTO Helton Auto Su	14.35		
2/19/2010	(AP) HELTONAUTO Helton Auto Su	15.99		
2/19/2010	(AP) BLUEGRASS Bluegrass Align	60.00		
3/5/2010	(AP) HELTONAUTO Helton Auto Su	50.75		
3/19/2010	(AP) ELANFINANC Elan Financial	936.49		

**Cannonsburg Water District
Detailed Trial Balance
Entries From 1/1/2010 Through 12/31/2010**

Account	Description Transactions-Date	Debit	Credit	Ending Balance
650-200	Auto Parts, Labor, Repair(Cont'd)			
3/19/2010	(AP) HELTONAUTO Helton Auto Su	60.95		
3/19/2010	(AP) HELTONAUTO Helton Auto Su	264.44		
3/30/2010	(AP) DANNYSGAR Dannys Garage	160.00		
4/19/2010	(AP) ELANFINANC Elan Financial	1,940.69		
5/7/2010	(AP) TAYLORREAD Bluegrass Aggr	455.76		
5/7/2010	(AP) TAYLORREAD Bluegrass Aggr	167.21		
6/8/2010	(AP) HELTON AUT HELTON AUTO SU	25.47		
6/17/2010	(AP) ELANFINANC Elan Financial	46.62		
6/28/2010	(AP) G&BAUTO G & B Auto Glass	292.39		
7/8/2010	(AP) DANNYSGAR Dannys Garage	168.68		
7/8/2010	(AP) DANNYSGAR Dannys Garage	87.67		
7/19/2010	(AP) ELANFINANC Elan Financial	111.35		
8/31/2010	(AP) A/P Summary Transfer	4,295.10		
8/31/2010	(AP) A/P Summary Transfer		-532.00	
9/30/2010	(AP) A/P Summary Transfer	10.17		
10/31/2010	(AP) A/P Summary Transfer	1,110.67		
11/30/2010	(AP) A/P Summary Transfer	1,220.00		
12/31/2010	(AP) A/P Summary Transfer	1,404.63		
12/31/2010	(JE) add void ck# 8537		-1,220.00	
650-200	ACCOUNT TOTAL	15,646.20	-1,916.32	13,729.88
657-000	Insurance General Liabili			
	P Bal	0.00		
6/8/2010	(AP) PUTNAMAGEN PUTNAM AGENCY	100.00		
7/19/2010	(AP) KACOALL Kaco All Lines Fu	13,385.00		
7/27/2010	(AP) KACOALL Kaco All Lines Fu	13,251.15		
7/31/2010	(JE) add void ck# 8251 kaco l		-13,385.00	
8/31/2010	(AP) A/P Summary Transfer	229.05		
11/30/2010	(AP) A/P Summary Transfer	1,022.00		
657-000	ACCOUNT TOTAL	27,987.20	-13,385.00	14,602.20
658-000	Insurance Workers Comp			
	P Bal	0.00		
7/19/2010	(AP) KACOWORKER Kaco Workers C	9,737.00		
7/27/2010	(AP) KACOWORKER Kaco Workers C	9,639.63		
7/31/2010	(JE) add void ck# 8252 kaco w		-9,737.00	
658-000	ACCOUNT TOTAL	19,376.63	-9,737.00	9,639.63
659-000	Insurance Health			
	P Bal	0.00		
2/12/2010	(AP) ANTHEMBLUE Antthm Blue Cr	15,499.22		
3/19/2010	(AP) ANTHEMBLUE Antthm Blue Cr	18,471.88		
3/5/2010	(AP) ANTHEMBLUE Antthm Blue Cr	20,310.09		
4/19/2010	(AP) ANTHEMBLUE Antthm Blue Cr	20,879.82		
6/8/2010	(AP) ANTHEMBLUE Antthm Blue Cr	18,619.10		
7/8/2010	(AP) ANTHEMBLUE Antthm Blue Cr	19,493.69		
8/31/2010	(AP) A/P Summary Transfer	39,255.72		
9/16/2010	(JE) anthem blue cross & blue	19,405.90		
10/31/2010	(AP) A/P Summary Transfer	19,405.90		
10/31/2010	(JE) emp pd health	634.44		
10/31/2010	(JE) transfer from 251	1,439.92		
11/16/2010	(JE) anthem blue cross ins	19,422.75		
12/31/2010	(AP) A/P Summary Transfer	19,369.92		
12/31/2010	(JE) accts payable	19,370.26		

**Cannonsburg Water District
Detailed Trial Balance
Entries From 1/1/2010 Through 12/31/2010**

Account	Description Transactions-Date	Debit	Credit	Ending Balance
=====	=====	=====	=====	=====
659-000	ACCOUNT TOTAL	251,578.61	0.00	251,578.61
659-100	Dental Insurance			
	P Bal	0.00		
1/28/2010	(AP) DELTADENTA Delta Dental	637.80		
3/5/2010	(AP) DELTADENTA Delta Dental	637.80		
3/30/2010	(AP) DELTADENTA Delta Dental	637.80		
5/7/2010	(AP) DELTADENTA Delta Dental	637.80		
6/8/2010	(AP) DELTADENTA Delta Dental	637.80		
6/22/2010	(AP) DELTADENTA Delta Dental	637.80		
8/31/2010	(AP) A/P Summary Transfer	637.80		
9/30/2010	(AP) A/P Summary Transfer	637.80		
10/31/2010	(AP) A/P Summary Transfer	1,275.60		
12/31/2010	(AP) A/P Summary Transfer	1,294.71		
659-100	ACCOUNT TOTAL	7,672.71	0.00	7,672.71
659-200	Disability Insurance			
	P Bal	0.00		
1/28/2010	(AP) ANTHEMLIFE Anthem Life	563.49		
3/5/2010	(AP) ANTHEMLIFE Anthem Life	565.29		
3/30/2010	(AP) ANTHEMLIFE Anthem Life	565.29		
5/7/2010	(AP) ANTHEMLIFE Anthem Life	578.31		
6/8/2010	(AP) ANTHEMLIFE Anthem Life	578.31		
7/8/2010	(AP) ANTHEMLIFE Anthem Life	578.31		
8/31/2010	(AP) A/P Summary Transfer	578.31		
9/30/2010	(AP) A/P Summary Transfer	578.31		
10/31/2010	(AP) A/P Summary Transfer	1,272.77		
12/31/2010	(AP) A/P Summary Transfer	1,275.24		
659-200	ACCOUNT TOTAL	7,133.63	0.00	7,133.63
675-000	Copier Lease Expense			
	P Bal	0.00		
1/14/2010	(AP) TOSHIBAAME Toshiba Americ	347.69		
2/12/2010	(AP) TOSHIBAFIN Toshiba Financ	347.69		
3/5/2010	(AP) TOSHIBAFIN Toshiba Financ	347.69		
3/30/2010	(AP) TOSHIBAAME Toshiba Americ	347.69		
5/7/2010	(AP) TOSHIBAAME Toshiba Americ	347.69		
6/8/2010	(AP) TOSHIBAAME Toshiba Americ	347.69		
7/8/2010	(AP) TOSHIBAFIN Toshiba Financ	347.69		
8/31/2010	(AP) A/P Summary Transfer	347.69		
9/30/2010	(AP) A/P Summary Transfer	347.69		
10/31/2010	(AP) A/P Summary Transfer	347.69		
11/30/2010	(AP) A/P Summary Transfer	347.69		
12/31/2010	(AP) A/P Summary Transfer	531.95		
12/31/2010	(JE) accts payable	347.69		
675-000	ACCOUNT TOTAL	4,704.23	0.00	4,704.23
675-200	Misc Office Supplies			
	P Bal	0.00		
3/19/2010	(AP) VANDYKE Vandyke, Inc.	398.00		
8/31/2010	(JE) american exp	4.95		
675-200	ACCOUNT TOTAL	402.95	0.00	402.95
675-500	Miscellaneous - General			
	P Bal	0.00		
1/14/2010	(AP) ELANFINANC Elan Financial	1,704.82		
1/14/2010	(AP) QUILL Quill	42.87		
1/14/2010	(AP) QUILL Quill	243.41		
1/14/2010	(AP) HARTSANITA Hart Sanitatio	50.00		

Cannonsburg Water District
Detailed Trial Balance
Entries From 1/1/2010 Through 12/31/2010

Account	Description Transactions-Date	Debit	Credit	Ending Balance
=====	=====	=====	=====	=====
675-500	Miscellaneous - General(Cont'd)			
1/28/2010	(AP) ASHOFFICE Ashland Office	34.99		
1/28/2010	(AP) ARMSTRONG Armstrong	285.06		
1/4/2010	(JE) jan american express col	7.95		
1/4/2010	(JE) jan npc merch pymt	98.02		
1/26/2010	(JE) jan als rec	42.97		
1/31/2010	(JE) jan returned cks	10.00		
1/31/2010	(JE) jan cr cd fees cash drw		-60.53	
1/1/2010	(JE) correct begining bal	25.39		
1/1/2010	(JE) transfer to 231		-2,676.71	
1/1/2010	(JE) tax correction	0.10		
1/1/2010	(JE) transfer correction	151.74		
1/14/2010	(JE) to correct state tax 1/1		-1.90	
1/1/2010	(JE) to adj petty cash to act	345.09		
1/1/2010	(JE) CORRECTION		-0.98	
1/1/2010	(JE) corection	4,862.00		
1/1/2010	(JE) transfer from 235-1	358.13		
1/1/2010	(JE) adjusting entry #11		-408.00	
2/12/2010	(AP) ELANFINANC Elan Financial	764.26		
2/12/2010	(AP) ASHOFFICE Ashland Office	34.99		
2/12/2010	(AP) QUILL Quill	299.36		
2/12/2010	(AP) HARTSANITA Hart Sanitatio	50.00		
2/12/2010	(AP) PERSONALCO Personal Conce	40.95		
2/19/2010	(AP) QUILL Quill	97.41		
2/28/2010	(JE) feb ret ck fees	15.00		
2/3/2010	(JE) feb american express	7.95		
2/26/2010	(JE) feb als	42.97		
2/2/2010	(JE) feb npc merch pymt	126.15		
2/23/2010	(JE) yearly trust remittance	250.00		
3/19/2010	(AP) ARMSTRONG Armstrong	284.53		
3/19/2010	(AP) ROBERTMCGU ROBERT MCGUIRE	275.00		
3/5/2010	(AP) ARMSTRONG Armstrong	287.53		
3/5/2010	(AP) QUILL Quill	57.45		
3/5/2010	(AP) QUILL Quill	78.10		
3/5/2010	(AP) OFFICEDEPO Office Depot	169.99		
3/5/2010	(AP) HARTSANITA Hart Sanitatio	60.00		
3/19/2010	(AP) ELANFINANC Elan Financial	1,668.52		
3/19/2010	(AP) ASHOFFICE Ashland Office	9.46		
3/19/2010	(AP) ASHOFFICE Ashland Office	5.85		
3/30/2010	(AP) RICHADCROO Richard D. Cro	54.69		
3/30/2010	(AP) WILLIAMWAL William N Walt	35.82		
3/30/2010	(AP) COMPHOUSE Computer House	65.00		
3/30/2010	(AP) PERSONALCO Personal Conce	92.85		
3/26/2010	(JE) DELUXE CKS	179.33		
3/2/2010	(JE) NPC MERCH PYMT PROC	128.23		
3/3/2010	(JE) AMERICAN EXPR COLL	7.95		
3/26/2010	(JE) ALS REC	42.97		
3/31/2010	(JE) CORRECTION	0.40		
4/19/2010	(AP) ARMSTRONG Armstrong	287.11		
4/19/2010	(AP) KINGSMEDC Kings Daughters	300.00		
4/19/2010	(AP) RICHADCROO Richard J. Cro	57.12		
4/19/2010	(AP) ELANFINANC Elan Financial	319.53		
4/19/2010	(AP) ASHALLIANC Ashland Allian	56.25		
4/19/2010	(AP) SAMSCLUB Sams Club	70.00		

**Cannonsburg Water District
Detailed Trial Balance
Entries From 1/1/2010 Through 12/31/2010**

Account	Description Transactions-Date	Debit	Credit	Ending Balance
675-500	Miscellaneous - General(Cont'd)			
4/19/2010	(AP) QUILL Quill	158.69		
4/30/2010	(JE) returned ck fees	10.00		
4/2/2010	(JE) npc merchn pymt	128.65		
4/5/2010	(JE) americam express	7.95		
4/26/2010	(JE) als rec	42.97		
4/30/2010	(JE) correction		-1.02	
5/5/2010	(AP) DEBORAHASH Deborah Ashley	405.00		
5/7/2010	(AP) HARTSANITA Hart Sanitatio	50.00		
5/7/2010	(AP) ARAMARK ARAMARK UNIFORM S	60.00		
5/7/2010	(AP) ARAMARK ARAMARK UNIFORM S	60.00		
5/12/2010	(AP) QUILL Quill	163.63		
5/18/2010	(AP) ARMSTRONG Armstrong	287.11		
5/18/2010	(AP) ELANFINANC Elan Financial	1,893.07		
5/3/2010	(JE) npc merchant pymt	123.02		
5/4/2010	(JE) american express	7.95		
5/27/2010	(JE) als rec	42.97		
6/30/2010	(JE) returned cks fee	25.00		
6/1/2010	(JE) american express	4.95		
6/2/2010	(JE) npc merchant pymt	127.21		
6/3/2010	(JE) american express	7.95		
6/28/2010	(JE) leasing solution	42.97		
6/8/2010	(AP) HARTSANITA Hart Sanitatio	50.00		
6/17/2010	(AP) AMERICANWA American Water	325.00		
6/17/2010	(AP) ELANFINANC Elan Financial	887.56		
6/8/2010	(AP) RANDALDONT Randal D donta	85.38		
6/22/2010	(AP) ARAMARK ARAMARK UNIFORM S	91.00		
6/22/2010	(AP) ARAMARK ARAMARK UNIFORM S	91.00		
6/22/2010	(AP) ARAMARK ARAMARK UNIFORM S	91.00		
6/22/2010	(AP) ARAMARK ARAMARK UNIFORM S	91.00		
6/22/2010	(AP) ARAMARK ARAMARK UNIFORM S	91.00		
6/22/2010	(AP) ARAMARK ARAMARK UNIFORM S	91.00		
6/22/2010	(AP) ARAMARK ARAMARK UNIFORM S	91.00		
6/22/2010	(AP) ARMSTRONG Armstrong	287.11		
6/24/2010	(AP) TOWNSQUARE Town Square Ba	683.23		
7/8/2010	(AP) GALLAHER Gallaher Group	440.00		
7/19/2010	(AP) ARAMARK ARAMARK UNIFORM S	91.00		
7/8/2010	(AP) ARAMARK ARAMARK UNIFORM S	91.00		
7/8/2010	(AP) ARAMARK ARAMARK UNIFORM S	91.00		
7/8/2010	(AP) ARAMARK ARAMARK UNIFORM S	91.00		
7/8/2010	(AP) ASHALLIANC Ashland Allian	56.25		
7/8/2010	(AP) HARTSANITA Hart Sanitatio	50.00		
7/8/2010	(AP) OFFICEDEPO Office Depot	193.89		
7/19/2010	(AP) ELANFINANC Elan Financial	485.20		
7/31/2010	(JE) july ret ck fees	10.00		
7/2/2010	(JE) npc merchant pymt	143.52		
7/6/2010	(JE) american exp col	7.95		
7/26/2010	(JE) aleasing solution trans	42.97		
8/3/2010	(JE) american exp col	7.95		
8/3/2010	(JE) npc merchant pymt	143.30		
8/31/2010	(AP) A/P Summary Transfer	3,662.81		
8/26/2010	(JE) a leasing solution cash	42.97		
9/30/2010	(AP) A/P Summary Transfer	1,951.90		
9/30/2010	(JE) returned ck fees	25.00		

**Cannonsburg Water District
Detailed Trial Balance
Entries From 1/1/2010 Through 12/31/2010**

Account	Description Transactions-Date	Debit	Credit	Ending Balance
675-500	Miscellaneous - General(Cont'd)			
9/2/2010	(JE) npc mercht pymt proc	196.00		
9/3/2010	(JE) american express collect	7.95		
9/27/2010	(JE) leasing solution cash tr	42.97		
9/8/2010	(JE) deluxe cks	206.17		
10/31/2010	(AP) A/P Summary Transfer	4,783.61		
10/4/2010	(JE) AMERICAN EX COL	7.95		
10/4/2010	(JE) NPC MERC PYMT PROC	152.25		
10/6/2010	(JE) RETURN CK FEE	5.00		
10/26/2010	(JE) LEASING SOL CSH TRNS	42.97		
11/30/2010	(AP) A/P Summary Transfer	1,420.54		
11/2/2010	(JE) npc merch pymt	151.22		
11/3/2010	(JE) american ex col	7.95		
11/18/2010	(JE) return ck fee	5.00		
11/26/2010	(JE) a leasing solution	42.97		
12/31/2010	(AP) A/P Summary Transfer	2,987.32		
12/31/2010	(JE) returned ck fees	10.00		
12/2/2010	(JE) npc merch pymt	193.04		
12/24/2010	(JE) a leasing sol	42.97		
12/31/2010	(JE) amer exp col	4.95		
12/31/2010	(JE) accts payable	50.00		
12/31/2010	(JE) to close acct home feder		-77.84	
12/10/2010	(JE) transfer from 408-100	3,076.91		
675-500	ACCOUNT TOTAL	42,255.08	-3,226.98	39,028.10
675-600	Computer Expenses	P Bal 0.00		
1/1/2010	(JE) transfer to 231		-1,258.98	
1/1/2010	(JE) computer housecalls	1,258.98		
10/31/2010	(AP) A/P Summary Transfer	2,500.00		
12/31/2010	(AP) A/P Summary Transfer	1,850.00		
675-600	ACCOUNT TOTAL	5,608.98	-1,258.98	4,350.00
676-000	Operating Expense New Con	P Bal 0.00		
1/14/2010	(AP) CITHORN C.I. Thornburg Co	1,892.87		
1/14/2010	(JE) transfer to 142-100		-1,892.87	
676-000	ACCOUNT TOTAL	1,892.87	-1,892.87	0.00
676-100	Meters, Setters, Boxes, L	P Bal 0.00		
3/30/2010	(AP) CONSOLIDAT Consolidated P	867.50		
4/19/2010	(AP) CITHORN C.I. Thornburg Co	570.08		
6/8/2010	(AP) CITHORN C.I. Thornburg Co	600.00		
7/8/2010	(AP) CITHORN C.I. Thornburg Co	3,015.15		
7/8/2010	(AP) CITHORN C.I. Thornburg Co	1,950.92		
8/31/2010	(AP) A/P Summary Transfer	9,267.30		
9/30/2010	(AP) A/P Summary Transfer	812.00		
10/31/2010	(AP) A/P Summary Transfer	1,545.19		
11/30/2010	(AP) A/P Summary Transfer	8,700.00		
12/31/2010	(JE) accts payable	8,700.00		
12/31/2010	(JE) transfer to asset acct		-27,328.14	
676-100	ACCOUNT TOTAL	36,028.14	-27,328.14	8,700.00

**Cannonsburg Water District
Detailed Trial Balance
Entries From 1/1/2010 Through 12/31/2010**

Account	Description Transactions-Date	Debit	Credit	Ending Balance
676-200	Pipe	P Bal	0.00	
3/5/2010	(AP) CITHORN C.I. Thornburg Co	250.00		
3/30/2010	(AP) CITHORN C.I. Thornburg Co	515.00		
8/31/2010	(AP) A/P Summary Transfer	1,300.00		
676-200	ACCOUNT TOTAL	2,065.00	0.00	2,065.00
676-600	Miscellaneous Operating E	P Bal	0.00	
1/14/2010	(AP) CTS CTS	109.22		
1/14/2010	(AP) CTS CTS	109.22		
1/14/2010	(AP) ELANFINANC Elan Financial	471.89		
1/14/2010	(AP) CITHORN C.I. Thornburg Co	67.50		
1/14/2010	(AP) CITHORN C.I. Thornburg Co	108.50		
1/14/2010	(AP) GILLUMSERV Gillums Servic	1.56		
1/14/2010	(AP) KYUNDERGR KY Underground	42.00		
1/14/2010	(AP) CITHORN C.I. Thornburg Co	220.00		
1/14/2010	(AP) STATEELECT State Electric	6.54		
1/14/2010	(AP) KYHOMESUP KY Home Supply	6.57		
1/14/2010	(AP) KYHOMESUP KY Home Supply	1.99		
1/14/2010	(AP) CINTASFIRS Cintas First A	37.00		
1/14/2010	(AP) TRISTATEIN Tri-State Indu	144.70		
1/28/2010	(AP) CTS CTS	109.22		
1/28/2010	(AP) CTS CTS	109.22		
1/28/2010	(AP) SUPERIORSU Superior Suppl	26.00		
1/28/2010	(AP) SCOTTGROSS Scot Gross Co.	9.79		
1/28/2010	(AP) SCOTTGROSS Scot Gross Co.	6.25		
1/28/2010	(AP) KYHOMESUP KY Home Supply	4.39		
1/28/2010	(AP) KYHOMESUP KY Home Supply	9.29		
1/28/2010	(AP) KYHOMESUP KY Home Supply	3.47		
1/28/2010	(AP) TRISTATEIN Tri-State Indu	144.70		
1/1/2010	(JE) transfer to 231		-37.00	
1/1/2010	(JE) transfer to 231		-6.54	
1/1/2010	(JE) transfer to 231		-1.59	
1/1/2010	(JE) transfer to 231		-109.22	
2/12/2010	(AP) CTS CTS	109.22		
2/12/2010	(AP) CTS CTS	109.22		
2/12/2010	(AP) CTS CTS	109.22		
2/12/2010	(AP) ELANFINANC Elan Financial	202.19		
2/12/2010	(AP) GENERALSAL General Sales	28.77		
2/12/2010	(AP) GILLUMSERV Gillums Servic	2.80		
2/12/2010	(AP) SCOTTGROSS Scot Gross Co.	106.32		
2/12/2010	(AP) CINTASFIRS Cintas First A	73.75		
2/19/2010	(AP) CTS CTS	109.22		
3/5/2010	(AP) WALMART Walmart	94.51		
3/5/2010	(AP) CTS CTS	109.22		
3/5/2010	(AP) CTS CTS	109.22		
3/19/2010	(AP) SCOTTGROSS Scot Gross Co.	32.45		
3/19/2010	(AP) PERFECTION Perfection Rub	46.01		
3/19/2010	(AP) CTS CTS	109.22		
3/19/2010	(AP) CTS CTS	118.59		
3/5/2010	(AP) KYUNDERGR KY Underground	29.54		
3/5/2010	(AP) CITHORN C.I. Thornburg Co	356.55		
3/5/2010	(AP) SCOTTGROSS Scot Gross Co.	119.67		
3/5/2010	(AP) SCOTTGROSS Scot Gross Co.	12.27		
3/5/2010	(AP) KYHOMESUP KY Home Supply	29.63		

**Cannonsburg Water District
Detailed Trial Balance
Entries From 1/1/2010 Through 12/31/2010**

Account	Description Transactions-Date	Debit	Credit	Ending Balance
=====	=====	=====	=====	=====
676-600	Miscellaneous Operating E(Cont'd)			
3/5/2010	(AP) CINTASFIRS Cintas First A	49.95		
3/19/2010	(AP) ELANFINANC Elan Financial	623.34		
3/19/2010	(AP) SUPERIORSU Superior Suppl	9.50		
3/19/2010	(AP) BOWLINGFEE Bowling Feed &	69.98		
3/30/2010	(AP) CTS CTS	116.99		
3/30/2010	(AP) GENERALSAL General Sales	77.60		
3/30/2010	(AP) CINTASFIRS Cintas First A	40.30		
4/14/2010	(AP) CTS CTS	116.99		
4/14/2010	(AP) HARTSANITA Hart Sanitatio	50.00		
4/19/2010	(AP) SUNBELTREN Sunbelt Rental	31.50		
4/19/2010	(AP) SUPERIORSU Superior Suppl	30.90		
4/19/2010	(AP) SUPERIORSU Superior Suppl	5.00		
4/19/2010	(AP) KYHOMESUP KY Home Supply	3.86		
4/19/2010	(AP) KYHOMESUP KY Home Supply	45.78		
4/19/2010	(AP) KYHOMESUP KY Home Supply	3.79		
4/19/2010	(AP) CTS CTS	118.69		
4/19/2010	(AP) CTS CTS	117.27		
4/19/2010	(AP) ELANFINANC Elan Financial	688.67		
4/20/2010	(AP) GENERALSAL General Sales	142.10		
4/20/2010	(AP) KYUNDERGRO KY Underground	52.80		
4/19/2010	(AP) KYUNDERGRO KY Underground	32.76		
5/7/2010	(AP) CTS CTS	117.27		
5/7/2010	(AP) CTS CTS	117.27		
5/7/2010	(AP) CTS CTS	117.27		
5/12/2010	(AP) SUPERIORSU Superior Suppl	20.45		
5/18/2010	(AP) CITHORN C.I. Thornburg Co	600.00		
5/18/2010	(AP) CTS CTS	118.66		
5/18/2010	(AP) ELANFINANC Elan Financial	71.77		
5/18/2010	(AP) KYUNDERGRO KY Underground	33.00		
5/7/2010	(AP) GILLUMSERV Gillums Servic	8.22		
6/8/2010	(AP) SUPERIORSU Superior Suppl	208.00		
6/8/2010	(AP) WHAYNESUPP Wayne Supply	103.88		
6/8/2010	(AP) CINTASFIRS Cintas First A	79.40		
6/8/2010	(AP) CTS CTS	119.24		
6/8/2010	(AP) CTS CTS	119.24		
6/8/2010	(AP) CTS CTS	118.96		
6/8/2010	(AP) KYHOMESUP KY Home Supply	9.16		
6/8/2010	(AP) KYHOMESUP KY Home Supply	9.58		
6/17/2010	(AP) CINTASFIRS Cintas First A	48.30		
6/17/2010	(AP) CITHORN C.I. Thornburg Co	28.00		
6/17/2010	(AP) CTS CTS	118.11		
6/17/2010	(AP) ELANFINANC Elan Financial	44.77		
6/17/2010	(AP) GILLUMSERV Gillums Servic	6.38		
6/8/2010	(AP) KYHOMESUP KY Home Supply	11.41		
6/8/2010	(AP) KYHOMESUP KY Home Supply	311.59		
6/8/2010	(AP) KYHOMESUP KY Home Supply	12.87		
6/8/2010	(AP) KYHOMESUP KY Home Supply	40.72		
6/8/2010	(AP) RE HUFF R. E. HUFF, INC	250.00		
6/17/2010	(AP) KYHOMESUP KY Home Supply	15.00		
6/17/2010	(AP) TRISTATEIN Tri-State Indu	72.35		
6/17/2010	(AP) TRISTATEIN Tri-State Indu	93.90		
6/22/2010	(AP) CTS CTS	118.11		
6/22/2010	(AP) KYUNDERGRO KY Underground	38.13		

**Cannonsburg Water District
Detailed Trial Balance
Entries From 1/1/2010 Through 12/31/2010**

Account	Description Transactions-Date	Debit	Credit	Ending Balance
676-600	Miscellaneous Operating E(Cont'd)			
7/8/2010	(AP) CITHORN C.I. Thornburg Co	145.00		
7/8/2010	(AP) CITHORN C.I. Thornburg Co	835.60		
7/8/2010	(AP) CITHORN C.I. Thornburg Co	16.41		
7/8/2010	(AP) BOWLINGFEE Bowling Feed &	129.95		
7/8/2010	(AP) JABOSUPPLY Jabo Supply Co	80.71		
7/8/2010	(AP) KYHOMESUP KY Home Supply	25.45		
7/8/2010	(AP) SUPERIORSU Superior Suppl	7.75		
7/8/2010	(AP) SUPERIORSU Superior Suppl	100.00		
7/8/2010	(AP) GALLAHER Gallaher Group	290.00		
7/19/2010	(AP) ELANFINANC Elan Financial	93.84		
7/19/2010	(AP) KYHOMESUP KY Home Supply	2.42		
7/19/2010	(AP) SUPERIORSU Superior Suppl	133.95		
7/19/2010	(AP) SUPERIORSU Superior Suppl	5.00		
8/31/2010	(AP) A/P Summary Transfer	2,179.86		
9/30/2010	(AP) A/P Summary Transfer	1,323.44		
10/31/2010	(AP) A/P Summary Transfer	4,017.73		
11/30/2010	(AP) A/P Summary Transfer	1,561.30		
12/31/2010	(AP) A/P Summary Transfer	2,463.32		
12/31/2010	(JE) accts payable	83.20		
676-600	ACCOUNT TOTAL	22,870.32	-154.35	22,715.97
676-610	Small Tool Expense			
	P Bal	0.00		
3/5/2010	(AP) SCOTTGROSS Scot Gross Co.	1,328.80		
676-610	ACCOUNT TOTAL	1,328.80	0.00	1,328.80
676-700	Backhoe Fuel			
	P Bal	0.00		
1/14/2010	(AP) WOODFORD Woodford Oil Com	55.87		
2/12/2010	(AP) ROBERTMCGU ROBERT MCGUIRE	262.20		
5/7/2010	(AP) WOODFORD Woodford Oil Com	259.00		
6/8/2010	(AP) WOODFORD Woodford Oil Com	269.00		
6/8/2010	(AP) WOODFORD Woodford Oil Com	161.40		
6/17/2010	(AP) WOODFORD Woodford Oil Com	295.90		
8/31/2010	(AP) A/P Summary Transfer	726.85		
10/31/2010	(AP) A/P Summary Transfer	350.33		
11/30/2010	(AP) A/P Summary Transfer	400.86		
12/31/2010	(AP) A/P Summary Transfer	297.70		
676-700	ACCOUNT TOTAL	3,079.11	0.00	3,079.11
676-800	Backhoe Parts, Repair, La			
	P Bal	0.00		
2/12/2010	(AP) WHAYNESUPP Wayne Supply	902.00		
12/31/2010	(JE) accts payable	5,132.60		
676-800	ACCOUNT TOTAL	6,034.60	0.00	6,034.60
677-100	Permit Cost			
	P Bal	0.00		
6/8/2010	(AP) USPS US Postal Service	185.00		
12/31/2010	(AP) A/P Summary Transfer	185.00		
677-100	ACCOUNT TOTAL	370.00	0.00	370.00
677-200	Postage Billing			
	P Bal	0.00		
1/31/2010	(JE) jan postage billing	749.20		
2/28/2010	(JE) feb postage	748.78		
3/31/2010	(JE) MAR BILLING POSTAGE	751.29		
4/30/2010	(JE) april postage	757.13		

**Cannonsburg Water District
Detailed Trial Balance
Entries From 1/1/2010 Through 12/31/2010**

Account	Description Transactions-Date	Debit	Credit	Ending Balance
677-200	Postage Billing(Cont'd)			
5/31/2010	(JE) may postage	758.75		
6/30/2010	(JE) us post office billing	761.95		
6/28/2010	(JE) ccr postage	685.54		
7/31/2010	(JE) postage billing	765.00		
8/31/2010	(JE) us post office billing	764.75		
9/30/2010	(JE) sept postage billing	769.87		
10/31/2010	(JE) OCT US POST OFFICE	773.72		
11/30/2010	(JE) nov postag billing	774.37		
12/31/2010	(JE) dec postage	764.83		
677-200	ACCOUNT TOTAL	9,825.18	0.00	9,825.18
678-000	Water Testing			
	P Bal	0.00		
2/12/2010	(AP) MSUWATER MSU Water Testin	2,120.00		
4/19/2010	(AP) MSUWATER MSU Water Testin	1,660.00		
9/30/2010	(AP) A/P Summary Transfer	1,860.00		
10/31/2010	(AP) A/P Summary Transfer	2,120.00		
12/31/2010	(JE) accts payable	2,220.00		
678-000	ACCOUNT TOTAL	9,980.00	0.00	9,980.00
685-000	Water Pumping Repair			
	P Bal	0.00		
3/30/2010	(AP) SERVICEPUM Service Pump &	397.35		
7/19/2010	(AP) SERVICEPUM Service Pump &	250.00		
685-000	ACCOUNT TOTAL	647.35	0.00	647.35
710-000	Bad Debt Expense			
	P Bal	0.00		
1/1/2010	(JE) adjusting entry #14		-1,944.69	
12/31/2010	(JE) to write off bad debts	3,610.83		
710-000	ACCOUNT TOTAL	3,610.83	-1,944.69	1,666.14
711-000	Depreciation Expense			
	P Bal	0.00		
1/31/2010	(JE) accumulated dep	10,000.00		
1/1/2010	(JE) adjusting entry #11		-8,764.00	
2/28/2010	(JE) feb depreciation	10,000.00		
3/31/2010	(JE) MAR DEPRECIATION	10,000.00		
4/30/2010	(JE) april depreciation	10,000.00		
5/31/2010	(JE) may depreication	10,000.00		
6/30/2010	(JE) jun depreciation	10,000.00		
7/31/2010	(JE) depreciation	10,000.00		
8/31/2010	(JE) depreciation	10,000.00		
9/30/2010	(JE) sept depreciation	10,000.00		
10/31/2010	(JE) deprecation	10,000.00		
11/30/2010	(JE) nov depreciation	10,000.00		
12/31/2010	(JE) depreciation	10,000.00		
711-000	ACCOUNT TOTAL	120,000.00	-8,764.00	111,236.00
		11,086,511.90	-11,086,511.90	0.00

Entry Count: 6353
 << End Detail Trial Balance >>



CANNONSBURG WATER DISTRICT

COMMISSIONERS MEETING

JUNE 22, 2011

11:00 AM

MANAGER
DANNY CLARKSTON

COMMISSIONERS
THOMAS HOWE
FRANK NELSON
SUE REED
ROBERT MCGUIRE
CLARENCE JACKSON

**CANNONSBURG WATER DISTRICT
JUNE 22, 2011
MONTHLY COMMISSIONERS MEETING
AGENDA**

- 1. MINUTES**
- 2. TREASURER'S REPORT**
- 3. NEW COMMISSIONER**
- 4. ELECT CHAIRMAN**
- 5. CARRYN LEE - RATE INCREASE**
- 6. NEW HIGH SCHOOL UPDATE**
- 7. FINANCIAL CONCERNS**

CANNONSBURG WATER DISTRICT
1606 Cannonsburg Road
Ashland, KY 41102
606-928-9808 or FAX 606-928-4788

Cannonsburg Water District held its Monthly Commissioners Meeting on Wednesday, May 25, 2011 at 11:00am at the District office located at 1606 Cannonsburg Road, Ashland, KY.

Those in attendance were:

Danny Clarkston, Manager	Melanie Stemmer, Recorder
William N. Walters, Chairman (in absentia)	Paul Amburgey, E.L. Robinson
Thomas Howe, Secretary	
Sue Reed, Treasurer	
Robert McGuire	
Frank Nelson	

Meeting was called to order by Thomas Howe at 11:00am.

MINUTES

Motion was made by Robert McGuire that the Minutes from April 27, 2011 meeting be accepted as stated. Seconded by Frank Nelson. Motion carried.

TREASURERS REPORT

After considerable discussion as to the bottom line, Motion was made by Robert McGuire that the Treasurers Report from the April 27, 2011 meeting be accepted as stated. Seconded by Frank Nelson. Motion carried.

OPEN BIDS

The Bid Openings pertained to the New Boyd County High School Waterline project. Contract 1 – Labor/Installation for Casing Road Bores, Stream Crossings, Directional Bores, and Material Bids. The Bidders were required to submit bids on 12-inch and 8-inch lines for comparison for the Boyd County Fiscal Court. The bids are stated in order in which they were opened.

The bids for Labor / Installation Bids:	<u>12-inch lines</u>	<u>8-inch lines</u>
B.P. Pipeline	\$30,900.00	\$28,400.00
Fields Excavating	\$55,995.30	\$55,995.30
Little Creek Const.	\$59,100.00	\$45,900.00
Opell Excavating	\$42,700.00	\$35,900.00

The bids for Materials:	<u>12-inch lines</u>	<u>8-inch lines</u>
CITCO	\$140,298.50	\$69,724.00
Utility Service & Supply	\$104,104.76	\$76,812.66
Consolidated Pipe & Supply	\$136,145.60	\$68,723.00

Paul Amburgey and Danny Clarkston will review each proposed bid for correct calculations, correct bonds, etc. Once this is completed, they asked the Commissioners permission to present to the Boyd County Board of Education award the bid.

With that completed, Motion was made by Thomas Howe to allow Danny Clarkston and Paul Amburgey to review said bid proposals and present to the Boyd County Board of Education. Seconded by Sue Reed. Motion approved.

CD REIMBURSEMENT

Danny had previously asked permission to reimburse C.W.D. The cost of the Rt 60 Road Bore with funds currently in a Certificate of Deposit. He proposed that when the next renewal date comes up on the C.D. that we withdraw the \$10,400.00 to replace the funds to our operating account.

Motion was made by Robert McGuire that Danny Clarkston be able to withdraw, on the next renewal date, funds from said C.D. To replace into the operating account that the Bore was paid from. Sue Reed seconded. Motion carried.

2010 AUDIT

Danny was told that for Lane and Associates to come and present the Audit, there would be a charge. As we are currently working towards holding down all expenses, Danny made the decision to go ahead and present the Audit for 2010, then if questions, we could call them and save the money. Thomas Howe went to the Summary and found that the only issue they found was the Segregation of Duties relative to the office staff. This has been an ongoing issue for several years. Thomas felt that this should be mentioned to Carryn Lee who is doing the Rate Increase Proposal. As we are continually in violation of this statute.

RATE INCREASE UPDATE -

Danny advised that he has spoken with Carryn Lee this week. She is still working to compile the necessary information for our increase. She will be at the June Commissioners Meeting to advise of her findings.

RECURRING CHARGES INCREASE

Danny advised that he has been reviewing the Recurring Charges, which is what we charge when we go and perform various jobs for customers other than regular monthly readings. With the economy what it is, he just feels that we have to address these matters. Attached is a copy of what his proposals are. With the Commissioners approval, he will submit to Carryn Lee the proposed increase to include in her Rate Increase Request.

With review, Motion was made by Robert McGuire to allow Danny to follow through with the increase proposal to Carryn Lee. Frank Nelson seconded. Motion carried.

All minds at rest, Motion to adjourn was made by Robert McGuire at 11:00am. Seconded by Sue Reed. Motion carried.

Danny R. Clarkston, Manager

Thomas Howe, Secretary

05-25-11/ms

cc: file
Attachments

**Cannonsburg Water District
Income Statement
Reporting 5/1/2011 To 5/31/2011**

Period Activity

ACCOUNT	INCOME	
419-000	Interest & Dividend Income	\$36.31
461-100	Metered Sales to Residential	\$158,130.93
461-500	Bulk Water Sales	\$3.00
461-600	Fire Sprinkler	\$958.54
465-000	Adjustments Water	(\$5,423.54)
470-000	Water Penalties	\$1,729.62
471-000	Miscellaneous Service Revenue	\$ 314.19
471-200	Connect & Reconnect Charges	\$ 175.00
	TOTAL INCOME	\$156,532.05
	EXPENSES	
408-120	Employer Tx Fica, Federal	\$2,159.74
420-000	Retirement Plan Expenses	\$5,229.12
427-300	Interest on Long Term Debt	\$1,425.50
603-000	Administrative Salaries	\$2,500.00
610-100	Ashland Purchased Water	\$98,107.24
610-200	Big Sandy Purchased Water	\$366.00
615-100	Electric Operation	\$4,070.11
615-200	Purchased Power Office & Shop	\$280.41
616-200	Cell Phones	\$555.86
616-300	Pagers & Radio & Monitoring	\$36.41
617-100	Gas - Operation	\$35.00
617-200	Gas Office & Shop	\$153.73
620-000	Materials and Supplies Operat	\$11,272.42
621-000	Office Wages	\$7,042.65
632-000	Contractural Ser Accounting	\$3,000.00
640-000	Operational Labor Salary	\$23,129.81
650-100	Auto Fuel Expense	\$2,314.86
650-200	Auto Parts, Labor, Repair	\$5.01
659-000	Insurance Health	\$21,693.05
659-100	Dental Insurance	\$656.91
675-000	Copier Lease Expense	\$323.96
675-500	Miscellaneous - General	\$1,534.07
675-600	Computer Expenses	\$670.87
676-600	Miscellaneous Operating Expens	\$1,133.56
677-200	Postage Billing	\$1,451.18
685-000	Water Pumping Repair	\$115.00
	TOTAL EXPENSES	\$189,262.47
	TOTAL INCOME	\$156,532.05
	TOTAL INCOME LESS EXPENSES	<-\$32,730.42>

**Cannonsburg Water District
AP Check Register - 131-100
Checks Issued 5/1/2011 To 5/31/2011**

Check #	Date	Vendor	Check Total
9020	5/4/2011	Anthm Blue Cross Blue Shield	24,624.55
9021	5/4/2011	Aquis Communications	36.41
9022	5/4/2011	ARAMARK UNIFORM SERVICES	105.88
9023	5/4/2011	Big Sandy Water District	366.00
9024	5/4/2011	Chase Auto Finance	346.27
9025	5/4/2011	Columbia Gas	188.73
9026	5/4/2011	Gillums Service & Repair Inc.	24.95
9027	5/4/2011	Hart Sanitation, Inc.	50.00
9028	5/4/2011	HELTON AUTO SUPPLY	5.01
9029	5/4/2011	John W. Clark Oil Co., Inc.	1,660.78
9030	5/4/2011	KY Retirement Systems	6,773.45
9031	5/4/2011	KY State Treasurer-Revenue Cabinet	1,476.47
9032	5/4/2011	Moores Electric Repari Co.	115.00
9033	5/4/2011	Safeguard Business Systems Inc.	84.29
9034	5/4/2011	Sunbelt Rentals	179.55
* 9035	5/4/2011	Toshiba America Info Systmes	323.96
9047	5/17/2011	Ashland Water	98,107.24
9048	5/17/2011	Division of Child Support	162.92
9049	5/23/2011	ARAMARK UNIFORM SERVICES	357.19
9050	5/23/2011	Armstrong	296.45
9051	5/23/2011	Bowling Feed & Hardware	74.96
9052	5/23/2011	Cardemember Service	939.06
9053	5/23/2011	C.I. Thornburg Co. Inc.	1,255.30
9054	5/23/2011	Consolidated Pipe & Supply Co., Dep	9,161.98
9055	5/23/2011	Country Garden Florist & Gifts	71.55
9056	5/23/2011	Delta Dental	656.91
9057	5/23/2011	Gillums Service & Repair Inc.	17.48
9058	5/23/2011	John W. Clark Oil Co., Inc.	2,429.34
9059	5/23/2011	JOHN T. LANE AND ASSOCIATES	3,000.00
9060	5/23/2011	KY Power Company	4,350.52
9061	5/23/2011	Leslie Equipment Col	363.58
9062	5/23/2011	R & O SECURITY	19.95
9063	5/23/2011	State Electric Supply Co.	100.14
9064	5/23/2011	Sunbelt Rentals	285.35
9065	5/23/2011	Tri-State Pump & Supply, Inc.	43.62
9066	5/23/2011	Utility Service & Supply Inc	855.14
9067	5/23/2011	Verizon	555.86
* 9068	5/23/2011	Workmans Plumbing & Hardware	87.55
9085	5/26/2011	Division of Child Support	162.92
Grand Totals			159,716.31
Number of Checks Printed:			39
Number of Checks Voided:			0

* Indicates a Skip in Check Sequence

Payroll Check Register - 131-100
Checks Issued from 5/1/2011 thru 5/31/2011
 * Indicates a Skip in Check Sequence

Check No.	Date	Employee	Check Total
9036	05/12/11	Danny R. Clarkston	\$1,169.85
9037	05/12/11	Paul E. Clarkston	\$913.11
9038	05/12/11	Richard J. Crooks	\$822.59
9039	05/12/11	Randall D. Donta	\$493.24
9040	05/12/11	Sharon P. Hambrick	\$752.96
9041	05/12/11	Lora Gay Meadows	\$759.12
9042	05/12/11	Robert E. Hicks	\$674.71
9043	05/12/11	Melanie Perry Stemmer	\$560.36
9044	05/12/11	James Michael Keller	\$612.66
9045	05/12/11	Thomas Alan McCalvin	\$658.63
9046	05/12/11	Kenneth Wayne Howard	\$422.07
* 9069	05/23/11	William N. Walters	\$368.78
9070	05/23/11	Thomas Howe	\$368.78
9071	05/23/11	Frank Nelson	\$459.72
9072	05/23/11	Genevieve Sue Reed	\$427.22
9073	05/23/11	Robert M. McGuire	\$294.56
9074	05/26/11	Danny R. Clarkston	\$1,169.85
9075	05/26/11	Paul E. Clarkston	\$983.45
9076	05/26/11	Richard J. Crooks	\$608.39
9077	05/26/11	Randall D. Donta	\$439.93
9078	05/26/11	Sharon P. Hambrick	\$752.96
9079	05/26/11	Lora Gay Meadows	\$759.12
9080	05/26/11	Robert E. Hicks	\$772.15
9081	05/26/11	Melanie Perry Stemmer	\$587.62
9082	05/26/11	James Michael Keller	\$413.49
9083	05/26/11	Thomas Alan McCalvin	\$498.77
9084	05/26/11	Kenneth Wayne Howard	\$533.62
Page Total			\$2,033.50
Grand Total			\$17,277.71
Direct Deposit			\$0.00

Printed 27
 Voided 0

CANNONSBURG WATER DISTRICT
 CUSTOMER BILLING REGISTER FOR CYCLE 1
 ACCOUNT STATUS-ACTIVE + FINAL + INACTIVE > 0
 * INDICATES UNPOSTED TRANSACTION

BILLING REGISTER TOTALS

TRANS TYPE	RESIDENTIAL	COMMERCIAL	OTHER	TOTAL
PREV BAL	\$137,283.99	\$33,284.12	\$36,367.54	\$206,935.65
WAT	\$105,882.62	\$25,209.26	\$43,459.68	\$174,551.56
MSC	\$30.00	\$830.00	\$110.00	\$970.00
TXU	\$3,068.89	\$756.54	\$522.69	\$4,348.12
TXS	\$44.55	\$1,537.84	\$794.10	\$2,376.49
PAYMT/OVPAY	(\$93,168.22)	(\$28,158.84)	(\$36,318.70)	(\$157,645.76)
ADJ	(\$764.38)	(\$4,732.33)	\$0.00	(\$5,496.71)
LTF	\$1,654.37	\$85.77	\$3.48	\$1,743.62
DPA	(\$308.74)	\$0.00	\$0.00	(\$308.74)
DPR	(\$691.26)	\$0.00	\$0.00	(\$691.26)
TOTAL DUE	\$153,031.82	\$28,812.36	\$44,938.79	\$226,782.97

BILLING REGISTER TOTAL USAGE

TYPE	RESIDENTIAL	COMMERCIAL	OTHER	TOTAL
WAT	13,930,000	3,922,500	13,184,500	31,037,000

BILLING REGISTER CUSTOMER COUNTS

TYPE	RESIDENTIAL	COMMERCIAL	OTHER	TOTAL
WAT	3,263	237	42	3,542
MSC	1	26	4	31
TXU	3,153	237	40	3,430
TXS	14	230	3	247
ADJ	39	2		41
LTF	531	21	2	554
DPA	9			9
DPR	16			16
ZERO BAL	5			5
CREDIT BAL	101	11		112
TOTAL RPTD	3,506	244	42	3,792

CANNONSBURG WATER DISTRICT
 CUSTOMER BILLING REGISTER FOR CYCLE 1
 ACCOUNT STATUS-ACTIVE + FINAL + INACTIVE > 0
 * INDICATES UNPOSTED TRANSACTION

SUMMARY OF CURRENT BILLING CHARGES BY RATE CODE

TYP	RTE	DESC	NBR	CUR USE	AMOUNT	UTILTX	SALESTX	REBATES	TOTAL
WAT	W01	RESIDENTIAL	3141	13183200	100220.60	3008.01	0.00	0.00	103228.61
WAT	W02	COMMERCIAL	167	524000	4643.28	139.55	284.65	0.00	5067.48
WAT	W03	RESIDENT 1	34	382500	2714.19	81.44	0.00	0.00	2795.63
WAT	W04	COMMERCIAL	40	694900	4587.65	137.65	274.37	0.00	4999.67
WAT	W05	COMM TAX 2I	41	3221200	18566.20	556.99	1000.73	0.00	20123.92
WAT	W06	COMMERCIAL	4	2613800	13315.40	399.46	780.97	0.00	14495.83
WAT	W07	COMMERCIAL	1	105000	579.35	17.38	35.80	0.00	632.53
WAT	W08	GREENUP 5/8	109	484700	3599.81	0.00	0.00	0.00	3599.81
WAT	W09	2IN METER N	2	35300	251.40	7.54	0.00	0.00	258.94
WAT	W10	WHOLESALE	2	9788600	26037.68	0.00	0.00	0.00	26037.68
WAT	W11	GREENUP 1 I	1	3800	36.00	0.00	0.00	0.00	36.00
MSC	MSC	MISC	31	0	970.00	0.00	0.00	0.00	970.00
TOTALS					175521.56	4348.02	2376.52	0.00	182246.10

< < < END OF CUSTOMER BILLING REGISTER > > >

Cannonsburg Water District
Detailed Trial Balance
Entries From 5/1/2011 Through 5/31/2011

Account	Description Transactions-Date		Debit	Credit	Ending Balance
108-000	Accumulated Amortization	P Bal		-3,144,636.42	
108-000	ACCOUNT TOTAL		0.00	0.00	-3,144,636.42
131-100	Operation & Main Town Squ	P Bal	27,265.09		
5/31/2011	(PR) Payroll Summary Transfer			-17,277.71	
5/31/2011	(AP) A/P Summary Transfer			-159,716.31	
5/12/2011	(JE) payroll taxes			-3,406.32	
5/25/2011	(JE) payroll taxes			-3,845.55	
5/2/2011	(JE) commonwealth cr union			-995.00	
5/16/2011	(JE) commonwealth cr union			-995.00	
5/31/2011	(JE) commonwealth cr union			-995.00	
5/9/2011	(JE) school utility tax			-3,878.28	
5/9/2011	(JE) state tax			-2,517.48	
5/31/2011	(JE) O & M interest		7.88		
5/31/2011	(JE) add void ck# 9065		43.62		
5/4/2011	(JE) online transfer to O & M		40,000.00		
5/17/2011	(JE) online transfer to O & M		80,000.00		
5/23/2011	(JE) online transfer to O & M		50,000.00		
5/31/2011	(JE) Online transfer to O & M		10,000.00		
131-100	ACCOUNT TOTAL		180,051.50	-193,626.65	13,689.94
131-110	Water Revenue Town Square	P Bal	46,737.61		
5/31/2011	(UB) UMSWIN Summary Transfer		158,127.47		
5/31/2011	(CR) UMSWIN Summary Transfer		8,827.29		
5/31/2011	(JE) Water Rev interest		7.26		
5/31/2011	(JE) Returned cks			-110.25	
5/31/2011	(JE) Returned ck fees			-15.00	
5/2/2011	(JE) American Express			-4.95	
5/3/2011	(JE) American Express			-7.95	
5/3/2011	(JE) NPC Merchant pymt proc			-209.70	
5/3/2011	(JE) A leasing solut cash tra			-42.97	
5/24/2011	(JE) ck# 2158 e black			-30.73	
5/24/2011	(JE) ck# 2159 s enea			-14.18	
5/24/2011	(JE) ck# 2160 e baize 105364			-15.14	
5/24/2011	(JE) ck# 2161 s helms #105456			-15.14	
5/24/2011	(JE) ck# 2162 c calderon 1054			-17.50	
5/24/2011	(JE) ck# 2163 c & c muncy 105			-32.57	
5/4/2011	(JE) online transfer to O & M			-40,000.00	
5/17/2011	(JE) online transfer to O & M			-80,000.00	
5/23/2011	(JE) online transfer to O & M			-50,000.00	
131-110	ACCOUNT TOTAL		166,962.02	-170,516.08	43,183.55
131-120	Bond & Interest Town Squa	P Bal	109,837.77		
5/31/2011	(JE) Bond & Int interest		18.18		
5/31/2011	(JE) trust & remittance loan			-2,425.50	
131-120	ACCOUNT TOTAL		18.18	-2,425.50	107,430.45
131-130	New Customer Deposits	P Bal	22,494.72		
5/31/2011	(JE) New Cus Deposits int		2.97		
5/31/2011	(JE) Online transfer to O & M			-10,000.00	
131-130	ACCOUNT TOTAL		2.97	-10,000.00	12,497.69

Cannonsburg Water District
Detailed Trial Balance
Entries From 5/1/2011 Through 5/31/2011

Account	Description Transactions-Date		Debit	Credit	Ending Balance
			=====	=====	=====
131-140	KIA Fund	P Bal	109.31		
5/31/2011	(JE) KIA interest		0.02		
131-140	ACCOUNT TOTAL		0.02	0.00	109.33
131-700	Regions Bank Trust Remitt	P Bal	22,936.58		
131-700	ACCOUNT TOTAL		0.00	0.00	22,936.58
131-900	Cash Petty Cash	P Bal	1,000.00		
131-900	ACCOUNT TOTAL		0.00	0.00	1,000.00
132-000	US Post Office	P Bal	1,553.78		
5/31/2011	(JE) us postage may			-1,451.18	
132-000	ACCOUNT TOTAL		0.00	-1,451.18	102.60
135-100	Bond & Interest Fund CD #	P Bal	106,816.56		
135-100	ACCOUNT TOTAL		0.00	0.00	106,816.56
135-200	Line Replace Exten FD CD#	P Bal	82,657.02		
135-200	ACCOUNT TOTAL		0.00	0.00	82,657.02
135-300	Depreciation Fund CD #213	P Bal	82,663.73		
135-300	ACCOUNT TOTAL		0.00	0.00	82,663.73
141-000	Water Cust Accts Receviab	P Bal	346,812.35		
5/31/2011	(UB) UMSWIN Summary Transfer		26,894.84		
5/31/2011	(CR) UMSWIN Summary Transfer			-168.80	
5/31/2011	(JE) Returned cks		110.25		
5/24/2011	(JE) ck# 2158 e black		30.73		
5/24/2011	(JE) ck# 2159 s enea		14.18		
5/24/2011	(JE) ck# 2160 e baize 105364		15.14		
5/24/2011	(JE) ck# 2161 s helms #105456		15.14		
5/24/2011	(JE) ck# 2162 c calderon 1054		17.50		
5/24/2011	(JE) ck# 2163 c & c muncy 105		32.57		
141-000	ACCOUNT TOTAL		27,130.35	-168.80	373,773.90
143-000	Accumulated Provisions of	P Bal		-5,108.27	
143-000	ACCOUNT TOTAL		0.00	0.00	-5,108.27
151-000	Plant Material & Supplies	P Bal	142,908.90		
151-000	ACCOUNT TOTAL		0.00	0.00	142,908.90
162-000	Pre Payments	P Bal	6,670.46		
162-000	ACCOUNT TOTAL		0.00	0.00	6,670.46
215-000	Unappropriated Retained E	P Bal		-1,298,810.95	
215-000	ACCOUNT TOTAL		0.00	0.00	-1,298,810.95
221-000	Bonds FHA 9102	P Bal		-73,000.00	
221-000	ACCOUNT TOTAL		0.00	0.00	-73,000.00

Cannonsburg Water District
Detailed Trial Balance
Entries From 5/1/2011 Through 5/31/2011

Account	Description Transactions-Date		Debit	Credit	Ending Balance
222-100	KY RWFC Variable Bond	P Bal		-333,999.95	
5/31/2011	(JE) trust & remittance loan		1,000.00		
222-100	ACCOUNT TOTAL		1,000.00	0.00	-332,999.95
231-000	Accounts Payable	P Bal	0.00		
5/31/2011	(AP) A/P Summary Transfer		0.00		
231-000	ACCOUNT TOTAL		0.00	0.00	0.00
231-200	Chase 2008 Chevrolet Truc	P Bal		-9,635.55	
5/31/2011	(AP) A/P Summary Transfer		346.27		
231-200	ACCOUNT TOTAL		346.27	0.00	-9,289.28
235-000	Water Customer Deposits	P Bal		-11,990.22	
5/31/2011	(UB) UMSWIN Summary Transfer			-545.83	
5/31/2011	(CR) UMSWIN Summary Transfer			-1,150.00	
235-000	ACCOUNT TOTAL		0.00	-1,695.83	-13,686.05
236-000	Taxes Accured Sales Tax	P Bal		-2,517.46	
5/31/2011	(UB) UMSWIN Summary Transfer			-2,726.97	
5/31/2011	(JE) sales & use tax comp		31.26		
236-000	ACCOUNT TOTAL		31.26	-2,726.97	-5,213.17
236-100	Utility Tax - School Tax	P Bal		-3,878.28	
5/31/2011	(UB) UMSWIN Summary Transfer			-4,142.10	
5/9/2011	(JE) school utility tax		3,878.28		
236-100	ACCOUNT TOTAL		3,878.28	-4,142.10	-4,142.10
240-000	Tax Collection Social Sec	P Bal	0.00		
5/31/2011	(PR) Payroll Summary Transfer			-1,595.11	
5/12/2011	(JE) payroll taxes		187.38		
5/12/2011	(JE) payroll taxes		542.80		
5/25/2011	(JE) payroll taxes		221.97		
5/25/2011	(JE) payroll taxes		642.94		
240-000	ACCOUNT TOTAL		1,595.09	-1,595.11	-0.02
241-100	Tax Collection Federal W/	P Bal	0.00		
5/31/2011	(PR) Payroll Summary Transfer			-3,497.04	
5/12/2011	(JE) payroll taxes		1,687.48		
5/25/2011	(JE) payroll taxes		1,809.56		
241-100	ACCOUNT TOTAL		3,497.04	-3,497.04	0.00
241-200	Tax Collection State W/H	P Bal		-1,476.39	
5/31/2011	(PR) Payroll Summary Transfer			-1,444.07	
5/31/2011	(AP) A/P Summary Transfer		1,476.47		
5/9/2011	(JE) state tax		2,517.48		
241-200	ACCOUNT TOTAL		3,993.95	-1,444.07	1,073.49
241-300	County Payroll Tax 12	P Bal		-943.33	
5/31/2011	(PR) Payroll Summary Transfer			-326.74	
241-300	ACCOUNT TOTAL		0.00	-326.74	-1,270.07

Cannonsburg Water District
Detailed Trial Balance
Entries From 5/1/2011 Through 5/31/2011

Account	Description Transactions-Date		Debit	Credit	Ending Balance
<hr/>					
244-000	Accrued Sick Leave	P Bal		-10,767.52	
244-000	ACCOUNT TOTAL		0.00	0.00	-10,767.52
<hr/>					
250-000	Gas Employee Personal	P Bal	294.27		
5/31/2011	(PR) Payroll Summary Transfer			-1,775.83	
5/31/2011	(AP) A/P Summary Transfer		1,775.26		
250-000	ACCOUNT TOTAL		1,775.26	-1,775.83	293.70
<hr/>					
251-000	Health Ins Withheld Emplo	P Bal		-7,265.08	
5/31/2011	(PR) Payroll Summary Transfer			-2,931.50	
5/31/2011	(AP) A/P Summary Transfer		2,931.50		
251-000	ACCOUNT TOTAL		2,931.50	-2,931.50	-7,265.08
<hr/>					
252-000	Child Support Payment	P Bal	0.00		
5/31/2011	(PR) Payroll Summary Transfer			-325.84	
5/31/2011	(AP) A/P Summary Transfer		325.84		
252-000	ACCOUNT TOTAL		325.84	-325.84	0.00
<hr/>					
263-100	Accum Prov Pension Employ	P Bal		-1,544.30	
5/31/2011	(PR) Payroll Summary Transfer			-1,508.62	
5/31/2011	(AP) A/P Summary Transfer		1,544.33		
263-100	ACCOUNT TOTAL		1,544.33	-1,508.62	-1,508.59
<hr/>					
263-200	Savings Acct	P Bal		-995.00	
5/31/2011	(PR) Payroll Summary Transfer			-1,990.00	
5/2/2011	(JE) commonwealth cr union		995.00		
5/16/2011	(JE) commonwealth cr union		995.00		
5/31/2011	(JE) commonwealth cr union		995.00		
263-200	ACCOUNT TOTAL		2,985.00	-1,990.00	0.00
<hr/>					
263-300	Unemployment Insurance	P Bal		-1,408.16	
263-300	ACCOUNT TOTAL		0.00	0.00	-1,408.16
<hr/>					
264-000	Accrued Expenses	P Bal		-10,004.44	
264-000	ACCOUNT TOTAL		0.00	0.00	-10,004.44
<hr/>					
270-000	Contri Line Extension Nap	P Bal		-187,824.72	
270-000	ACCOUNT TOTAL		0.00	0.00	-187,824.72
<hr/>					
271-000	Water Tap Fees	P Bal		-1,299,183.16	
271-000	ACCOUNT TOTAL		0.00	0.00	-1,299,183.16
<hr/>					
271-100	Federal Grants in Aid of	P Bal		-567,277.05	
271-100	ACCOUNT TOTAL		0.00	0.00	-567,277.05
<hr/>					
271-200	Grant Kia	P Bal		-570,170.65	
271-200	ACCOUNT TOTAL		0.00	0.00	-570,170.65
<hr/>					
303-000	Land & Land Rights	P Bal	20,810.30		
303-000	ACCOUNT TOTAL		0.00	0.00	20,810.30

Cannonsburg Water District
Detailed Trial Balance
Entries From 5/1/2011 Through 5/31/2011

Account	Description Transactions-Date		Debit	Credit	Ending Balance
=====	=====		=====	=====	=====
304-000	Structures and Improvem	P Bal	172,027.21		
304-000	ACCOUNT TOTAL		0.00	0.00	172,027.21
305-000	Leasehold Improvement	P Bal	11,322.50		
305-000	ACCOUNT TOTAL		0.00	0.00	11,322.50
311-000	Pumping Equipment	P Bal	397,859.93		
311-000	ACCOUNT TOTAL		0.00	0.00	397,859.93
330-000	Dist Reservoirs & Standp	P Bal	617,972.83		
330-000	ACCOUNT TOTAL		0.00	0.00	617,972.83
331-000	Transmission & Distr. Mai	P Bal	4,298,491.80		
331-000	ACCOUNT TOTAL		0.00	0.00	4,298,491.80
334-000	Meters and Meter Installa	P Bal	418,726.69		
334-000	ACCOUNT TOTAL		0.00	0.00	418,726.69
335-000	Hydrants	P Bal	90,001.97		
335-000	ACCOUNT TOTAL		0.00	0.00	90,001.97
338-100	Computer Hardware	P Bal	11,192.20		
338-100	ACCOUNT TOTAL		0.00	0.00	11,192.20
338-300	Computer Software	P Bal	26,859.75		
338-300	ACCOUNT TOTAL		0.00	0.00	26,859.75
340-000	Office Furniture & Equipm	P Bal	90,288.00		
340-000	ACCOUNT TOTAL		0.00	0.00	90,288.00
341-000	Transportation Equipment	P Bal	161,644.35		
341-000	ACCOUNT TOTAL		0.00	0.00	161,644.35
341-100	Transportation Equipment	P Bal	13,471.00		
341-100	ACCOUNT TOTAL		0.00	0.00	13,471.00
343-000	Tools, Shop & Garage Equi	P Bal	80,569.54		
343-000	ACCOUNT TOTAL		0.00	0.00	80,569.54
345-000	Operating Equipment	P Bal	105,688.00		
345-000	ACCOUNT TOTAL		0.00	0.00	105,688.00
349-100	Const in Progress Kia 200	P Bal	586.25		
349-100	ACCOUNT TOTAL		0.00	0.00	586.25
349-200	2009 Kia in Progress	P Bal	112,713.75		
349-200	ACCOUNT TOTAL		0.00	0.00	112,713.75
403-000	UNEMPLOYMENT TAX	P Bal	82.50		
403-000	ACCOUNT TOTAL		0.00	0.00	82.50

Cannonsburg Water District
Detailed Trial Balance
Entries From 5/1/2011 Through 5/31/2011

Account	Description Transactions-Date		Debit	Credit	Ending Balance
408-120	Employer Tx Fica, Federal	P Bal	10,017.30		
5/31/2011	(PR) Payroll Summary Transfer		0.00		
5/12/2011	(JE) payroll taxes		988.66		
5/25/2011	(JE) payroll taxes		1,171.08		
408-120	ACCOUNT TOTAL		2,159.74	0.00	12,177.04
419-000	Interest & Dividend Incom	P Bal		-220.30	
5/31/2011	(JE) O & M interest			-7.88	
5/31/2011	(JE) Water Rev interest			-7.26	
5/31/2011	(JE) Bond & Int interest			-18.18	
5/31/2011	(JE) KIA interest			-0.02	
5/31/2011	(JE) New Cus Deposits int			-2.97	
419-000	ACCOUNT TOTAL		0.00	-36.31	-256.61
420-000	Retirement Plan Expenses	P Bal	18,349.50		
5/31/2011	(AP) A/P Summary Transfer		5,229.12		
420-000	ACCOUNT TOTAL		5,229.12	0.00	23,578.62
427-300	Interest on Long Term Deb	P Bal	5,702.00		
5/31/2011	(JE) trust & remittance loan		1,425.50		
427-300	ACCOUNT TOTAL		1,425.50	0.00	7,127.50
461-100	Metered Sales to Resident	P Bal		-690,154.02	
5/31/2011	(UB) UMSWIN Summary Transfer			-169,495.71	
461-100	ACCOUNT TOTAL		0.00	-169,495.71	-859,649.73
461-500	Bulk Water Sales	P Bal		-202.74	
5/31/2011	(CR) UMSWIN Summary Transfer			-3.00	
461-500	ACCOUNT TOTAL		0.00	-3.00	-205.74
461-600	Fire Sprinkler	P Bal		-1,933.23	
5/31/2011	(UB) UMSWIN Summary Transfer			-958.54	
461-600	ACCOUNT TOTAL		0.00	-958.54	-2,891.77
465-000	Adjustments Water	P Bal		-19,939.34	
5/31/2011	(UB) UMSWIN Summary Transfer			-5,423.54	
465-000	ACCOUNT TOTAL		0.00	-5,423.54	-25,362.88
470-000	Water Penalties	P Bal		-7,416.19	
5/31/2011	(UB) UMSWIN Summary Transfer			-1,729.62	
470-000	ACCOUNT TOTAL		0.00	-1,729.62	-9,145.81
471-000	Miscellaneous Service Rev	P Bal		-6,012.74	
5/31/2011	(CR) UMSWIN Summary Transfer			-6,729.41	
5/31/2011	(JE) sales & use tax comp			-31.26	
471-000	ACCOUNT TOTAL		0.00	-6,760.67	-12,773.41
471-200	Connect & Reconnect Chrg	P Bal		-3,105.00	
5/31/2011	(CR) UMSWIN Summary Transfer			-776.08	
471-200	ACCOUNT TOTAL		0.00	-776.08	-3,881.08

Cannonsburg Water District
Detailed Trial Balance
Entries From 5/1/2011 Through 5/31/2011

Account	Description Transactions-Date		Debit	Credit	Ending Balance
<hr/>					
471-300	Investigation Charge	P Bal		-135.00	
471-300	ACCOUNT TOTAL		0.00	0.00	-135.00
<hr/>					
480-000	Contribution - Tap Fees	P Bal		-5,650.00	
480-000	ACCOUNT TOTAL		0.00	0.00	-5,650.00
<hr/>					
603-000	Administrative Salaries	P Bal	10,000.00		
5/31/2011	(PR) Payroll Summary Transfer		2,500.00		
603-000	ACCOUNT TOTAL		2,500.00	0.00	12,500.00
<hr/>					
610-100	Ashland Purchased Water	P Bal	310,010.64		
5/31/2011	(AP) A/P Summary Transfer		98,107.24		
610-100	ACCOUNT TOTAL		98,107.24	0.00	408,117.88
<hr/>					
610-200	Big Sandy Purchased Water	P Bal	914.76		
5/31/2011	(AP) A/P Summary Transfer		366.00		
610-200	ACCOUNT TOTAL		366.00	0.00	1,280.76
<hr/>					
615-100	Electric Operation	P Bal	13,457.32		
5/31/2011	(AP) A/P Summary Transfer		4,070.11		
615-100	ACCOUNT TOTAL		4,070.11	0.00	17,527.43
<hr/>					
615-200	Purchased Power Office &	P Bal	2,380.74		
5/31/2011	(AP) A/P Summary Transfer		280.41		
615-200	ACCOUNT TOTAL		280.41	0.00	2,661.15
<hr/>					
616-200	Cell Phones	P Bal	2,125.17		
5/31/2011	(AP) A/P Summary Transfer		555.86		
616-200	ACCOUNT TOTAL		555.86	0.00	2,681.03
<hr/>					
616-300	Pagers & Radio & Monitori	P Bal	146.28		
5/31/2011	(AP) A/P Summary Transfer		36.41		
616-300	ACCOUNT TOTAL		36.41	0.00	182.69
<hr/>					
617-100	Gas - Operation	P Bal	73.91		
5/31/2011	(AP) A/P Summary Transfer		35.00		
617-100	ACCOUNT TOTAL		35.00	0.00	108.91
<hr/>					
617-200	Gas Office & Shop	P Bal	651.25		
5/31/2011	(AP) A/P Summary Transfer		153.73		
617-200	ACCOUNT TOTAL		153.73	0.00	804.98
<hr/>					
620-000	Materials and Supplies Op	P Bal	14,786.40		
5/31/2011	(AP) A/P Summary Transfer		11,272.42		
620-000	ACCOUNT TOTAL		11,272.42	0.00	26,058.82
<hr/>					
621-000	Office Wages	P Bal	32,013.71		
5/31/2011	(PR) Payroll Summary Transfer		7,042.65		
621-000	ACCOUNT TOTAL		7,042.65	0.00	39,056.36

Cannonsburg Water District
Detailed Trial Balance
Entries From 5/1/2011 Through 5/31/2011

Account	Description Transactions-Date		Debit	Credit	Ending Balance
632-000	Contractural Ser Accounti	P Bal	4,500.00		
5/31/2011	(AP) A/P Summary Transfer		3,000.00		
632-000	ACCOUNT TOTAL		3,000.00	0.00	7,500.00
635-000	Contractural Ser Other	P Bal	14,075.00		
635-000	ACCOUNT TOTAL		0.00	0.00	14,075.00
640-000	Operational Labor Salary	P Bal	106,655.41		
5/31/2011	(PR) Payroll Summary Transfer		23,129.81		
640-000	ACCOUNT TOTAL		23,129.81	0.00	129,785.22
650-000	Transportation Expense	P Bal	969.54		
650-000	ACCOUNT TOTAL		0.00	0.00	969.54
650-100	Auto Fuel Expense	P Bal	8,087.67		
5/31/2011	(AP) A/P Summary Transfer		2,314.86		
650-100	ACCOUNT TOTAL		2,314.86	0.00	10,402.53
650-200	Auto Parts, Labor, Repair	P Bal	6,629.38		
5/31/2011	(AP) A/P Summary Transfer		5.01		
650-200	ACCOUNT TOTAL		5.01	0.00	6,634.39
659-000	Insurance Health	P Bal	42,174.28		
5/31/2011	(AP) A/P Summary Transfer		21,693.05		
659-000	ACCOUNT TOTAL		21,693.05	0.00	63,867.33
659-100	Dental Insurance	P Bal	2,627.64		
5/31/2011	(AP) A/P Summary Transfer		656.91		
659-100	ACCOUNT TOTAL		656.91	0.00	3,284.55
659-200	Disability Insurance	P Bal	2,579.38		
659-200	ACCOUNT TOTAL		0.00	0.00	2,579.38
675-000	Copier Lease Expense	P Bal	695.38		
5/31/2011	(AP) A/P Summary Transfer		323.96		
675-000	ACCOUNT TOTAL		323.96	0.00	1,019.34
675-500	Miscellaneous - General	P Bal	11,866.73		
5/31/2011	(AP) A/P Summary Transfer		1,253.50		
5/31/2011	(JE) Returned ck fees		15.00		
5/2/2011	(JE) American Express		4.95		
5/3/2011	(JE) American Express		7.95		
5/3/2011	(JE) NPC Merchant pymt proc		209.70		
5/3/2011	(JE) A leasing solut cash tra		42.97		
675-500	ACCOUNT TOTAL		1,534.07	0.00	13,400.80
675-600	Computer Expenses	P Bal	0.00		
5/31/2011	(AP) A/P Summary Transfer		670.87		
675-600	ACCOUNT TOTAL		670.87	0.00	670.87

**Cannonsburg Water District
Detailed Trial Balance
Entries From 5/1/2011 Through 5/31/2011**

Account	Description Transactions-Date		Debit	Credit	Ending Balance
676-100	Meters, Setters, Boxes, L	P Bal	10,585.00		
676-100	ACCOUNT TOTAL		0.00	0.00	10,585.00
676-600	Miscellaneous Operating E	P Bal	7,135.43		
5/31/2011	(AP) A/P Summary Transfer		1,177.18		
5/31/2011	(JE) add void ck# 9065			-43.62	
676-600	ACCOUNT TOTAL		1,177.18	-43.62	8,268.99
676-700	Backhoe Fuel	P Bal	897.94		
676-700	ACCOUNT TOTAL		0.00	0.00	897.94
677-200	Postage Billing	P Bal	3,077.70		
5/31/2011	(JE) us postage may		1,451.18		
677-200	ACCOUNT TOTAL		1,451.18	0.00	4,528.88
678-000	Water Testing	P Bal	2,040.00		
678-000	ACCOUNT TOTAL		0.00	0.00	2,040.00
685-000	Water Pumping Repair	P Bal	913.28		
5/31/2011	(AP) A/P Summary Transfer		115.00		
685-000	ACCOUNT TOTAL		115.00	0.00	1,028.28
			587,374.95	-587,374.95	0.00

Entry Count: 128
<< End Detail Trial Balance >>

TRANDATE	ACCOUNT	NAME	TYP	DEBIT	CREDIT	REFERENCE	BY
5/2/2011	100622	RUTH, DAVID	PPE		-43.23	PYMT APL W	1
5/27/2011	100632	TATE, HAROLD D	LEK		-34.30	LEAK OUTSI	1
5/27/2011	100675	GRIFFITH, RUSSELL	LEK		-44.23	LEAK	1
5/27/2011	100695	CRISP, NELLIE	LEK		-28.89	LEAK CARRY	1
5/27/2011	100738	MEADE, RUTH ANN	LEK		-5.21	COMMODE	1
5/27/2011	101339	JARRELL, WARREN	LEK		-13.97	LEAK OUTSI	1
5/27/2011	101457	SHELTON II, CHARLE	LEK		-52.94	LEAK UNDER	1
5/27/2011	101974	MOORE, ROXIE	LEK		-5.87	HOT WATER	1
5/27/2011	102152	WELLS GROUP LLC, T	MMR		-4,689.10	METER MISR	1
5/11/2011	102239	NOLOT, LARRY	PE	17.73		APLD TO S	1
5/2/2011	102730	RUTH, DAVID	PPE	39.30		APLY PYMT	1
5/17/2011	103084	BROWN, BRIAN & STA	PE	120.00		APPLIED WR	1
5/27/2011	103251	SHELTON, JAMES D	LEK		-307.57	LEAK UNDER	1
5/27/2011	103468	JENKINS, EDNA	LEK		-18.97	COMMODE	1
5/27/2011	103618	BLEVINS, RANDALL S	LEK		-46.75	COMMODE LE	1
5/17/2011	104318	JONES, ALLEN	PE		-120.00	CREDIT TO	1
5/27/2011	104352	CHARLAND, SHEILA	LEK		-39.26	HOT WATER	1
5/27/2011	104473	GILBERT, ALAN	LEK		-82.66	LEAK IN LI	1
5/25/2011	105137	(I)BLACK, EMILY	DPR	30.73		DEP REF CK	1
5/27/2011	105141	WILLIAMS, MATTHEW	INT		-0.01	DEP INTERE	1
5/27/2011	105141	WILLIAMS, MATTHEW	DPR		-50.00	REFUND DUE	1
5/27/2011	105142	SMITH, PATRICIA &	INT		-0.01	DEP INTERE	1
5/27/2011	105142	SMITH, PATRICIA &	DPR		-50.00	REFUND DUE	1
5/27/2011	105143	GREEN, CHARLES & N	DPA		-21.79	DEPOSIT AP	1
5/27/2011	105143	GREEN, CHARLES & N	INT		-0.01	DEP INTERE	1
5/27/2011	105143	GREEN, CHARLES & N	DPR		-28.21	REFUND DUE	1
5/27/2011	105145	SLONE, CHRIS	DPR		-50.00	REFUND DUE	1
5/27/2011	105145	SLONE, CHRIS	INT		-0.01	DEP INTERE	1
5/27/2011	105156	KNOPF, AARON	INT		-0.01	DEP INTERE	1
5/27/2011	105156	KNOPF, AARON	DPR		-50.00	REFUND DUE	1
5/27/2011	105159	VANCE, SARAH & JAM	INT		-0.01	DEP INTERE	1
5/27/2011	105159	VANCE, SARAH & JAM	DPR		-24.06	REFUND DUE	1
5/27/2011	105159	VANCE, SARAH & JAM	DPA		-25.94	DEPOSIT AP	1
5/27/2011	105160	WHITE, JOHNNY	INT		-0.01	DEP INTERE	1
5/27/2011	105160	WHITE, JOHNNY	DPR		-50.00	REFUND DUE	1
5/27/2011	105162	HUNT, RYAN & BEVER	DPR		-50.00	REFUND DUE	1
5/27/2011	105162	HUNT, RYAN & BEVER	INT		-0.01	DEP INTERE	1
5/27/2011	105165	SMITH, CHARLES & P	LEK		-25.93	OUTSIDE SP	1
5/27/2011	105166	DONTA JR, KEN & LE	INT		-0.01	DEP INTERE	1
5/27/2011	105166	DONTA JR, KEN & LE	DPR		-50.00	REFUND DUE	1
5/27/2011	105167	CRABTREE, SASHA	DPR		-30.95	REFUND DUE	1
5/27/2011	105167	CRABTREE, SASHA	DPA		-19.05	DEPOSIT AP	1
5/27/2011	105169	GOODWIN, GREGORY &	INT		-0.01	DEP INTERE	1
5/27/2011	105169	GOODWIN, GREGORY &	DPR		-50.00	REFUND DUE	1
5/27/2011	105171	ADKINS, MICHELLE	INT		-0.01	DEP INTERE	1
5/27/2011	105171	ADKINS, MICHELLE	DPR		-28.64	REFUND DUE	1
5/27/2011	105171	ADKINS, MICHELLE	DPA		-21.36	DEPOSIT AP	1
5/27/2011	105172	BRYANT, KEVIN	INT		-0.01	DEP INTERE	1
5/27/2011	105172	BRYANT, KEVIN	DPR		-50.00	REFUND DUE	1
5/27/2011	105173	SMITH, MICHAEL D	INT		-0.01	DEP INTERE	1
5/27/2011	105173	SMITH, MICHAEL D	DPR		-50.00	REFUND DUE	1
5/27/2011	105191	BAIZE, EVAN	INT		-0.01	DEP INTERE	1
5/27/2011	105191	BAIZE, EVAN	DPR		-50.00	REFUND DUE	1
5/11/2011	105230	(I)HALL, AMBER & J	INT		-0.10	DEP INTERE	1
5/11/2011	105230	(I)HALL, AMBER & J	DPA		-20.60	DEPOSIT AP	1
5/11/2011	105230	(I)HALL, AMBER & J	DPR		-29.40	REFUND DUE	1
5/31/2011	105296	(I)REED, BETHANY &	INT		-0.01	DEP INTERE	1
5/31/2011	105296	(I)REED, BETHANY &	DPA		-50.00	DEPOSIT AP	1
5/31/2011	105303	(I)HUTCHENS, DONNA	INT		-0.01	DEP INTERE	1
5/31/2011	105303	(I)HUTCHENS, DONNA	DPA		-50.00	DEPOSIT AP	1
5/25/2011	105356	(I)ENEAS, SARA	DPR	14.48		DEP REF CK	1
5/6/2011	105361	(I)CARTER, KENNETH	DPA		-50.00	DEPOSIT AP	1
5/6/2011	105361	(I)CARTER, KENNETH	INT		-0.07	DEP INTERE	1
5/25/2011	105364	(I)BAIZE, EVAN	DPR	15.14		DEP REF CK	1
5/27/2011	105371	MAYNARD, RANDY	MMR		-28.89	METER MISR	1
5/25/2011	105456	(I)HELMS SEAN, SAR	DPR	15.14		DEP REF CK	1
5/25/2011	105466	(I)CALDERON, CHRIS	DPR	17.50		DEP REF CK	1
5/27/2011	105472	DESKINS, SHAWN & A	LEK		-53.36	BATHROOM L	1
5/11/2011	105484	WEDDINGTON, SAMANT	PE		-17.43	AP TO WRG	1

CANNONSBURG WATER DISTRICT
 ADJUSTMENT REPORT FOR 05/01/11 TO 05/31/11
 SORTED BY OPERATOR

TRANDATE	ACCOUNT	NAME	TYP	DEBIT	CREDIT	REFERENCE	BY
5/25/2011	105492	(I)MUNCY, CHARLES	DPR	32.57		DEP REF CK	1
5/31/2011	105506	(I)MOORE, JARROD.	DPA		-50.00	DEPOSIT AP	1
5/27/2011	105533	RATTERREE, WILLIAM	LEK		-14.85	COMMODE	1
				=====	=====		
USER TOTAL				302.59	-6,673.74	-6,371.15	
				=====	=====		
TOTAL ADJUSTMTS				302.59	-6673.74	-6,371.15	
TRANS COUNT				72			

Credit total includes overpayments in the amount of (\$312.68)
 <<< END OF ADJUSTMENT REPORT >>>

Monthly Water Use Report

Water Utility: Cannonsburg Water District

For the Month of: April

Year: 2011

LINE #	ITEM	GALLONS (Omit 000's)	%
1	WATER PRODUCED or PURCHASED		
2	Water Produced	0	0%
3	Water Purchased	47751100	100%
4	TOTAL PRODUCED AND PURCHASED	47751100	
<hr/>			
	WATER SOLD		
5	Residential	11669100	43%
6	Commercial	4690900	17%
7	Churches, Schools, Industrial, & Others	10573200	39%
8	Bulk Loading Stations	18075	0%
9	Wholesale	0	0%
10	Other Sales (explain) _____	0	0%
11	TOTAL WATER SOLD	26951275	56%
12	TOTAL WATER NOT SOLD	20799825	44%
<hr/>			
	BREAKDOWN OF UNSOLD WATER USED		
13	Utility and/or Water Treatment Plant	25000	0%
14	Wastewater Plant	0	0%
15	System Flushing	0	0%
16	Fire Department	14500	0%
17	Other (explain) _____	0	0%
	TOTAL UNSOLD WATER USED	39500	0%
<hr/>			
	BREAKDOWN OF WATER LOST		
18	Tank Overflows	0	0%
19	Line Breaks	200000	0%
20	Meter Loss @ 2% as per PSC	955022	2%
	TOTAL WATER LOST	1155022	2%

"OTHER LOSS" FLOW RATE CALCULATION:

21	"Other Loss"	955022
22	% "Other Loss"	2%
23	Number of Days in Period	
24	"Other Loss" per Day (1,000's gallons per Day)	#DIV/0!
25	"Other Loss" per Minute (GPM)	#DIV/0!



Bills due \$ 50,680.00
Payroll 18,000.00
Payroll taxes 4,000.00
Ashland H20 100,943.80

Total Expenditures \$174,000.00

Money available \$114,000.00

Expenditures 174,000.00

\$(60,000.00) SHORT

City of Greenup owes \$12,230.00

Big Sandy Water owes \$13,807.00

\$26,037.00

City of Ashland has changed due date, we will owe \$87,000.00 the 5th of July, we are trying to get an extension because we cannot recoup this amount by then and still make payroll and monthly bills for July.



CANNONSBURG WATER DISTRICT	
SUMMARY OF TEST YEAR REVENUE	
5/8 Inch	\$ 1,096,397
1 and 1 1/2 Inch	76,660
2 and 3 Inch	216,596
6 Inch	161,506
12 Inch	8,859
Wholesale	291,190
Total	\$ 1,851,209
Other Revenue	139,639
Leak Adjustments	32,383
Total	\$ 2,023,232

CANNONBURG WATER DISTRICT

TEST YEAR BILLING ANALYSIS

5/8 INCH CONNECTION

USAGE TABLE

	BILLS	GALLONS	2,000	3,000	15,000	30,000	50,000	100,000
First 2,000	10,328	11,431,697	11,431,697					
Next 3,000	17,762	60,755,600	35,524,000	25,231,600				
Next 15,000	9,395	70,110,600	18,790,000	28,185,000	23,135,600			
Next 30,000	175	4,744,800	350,000	525,000	2,625,000	1,244,800		
Next 50,000	16	1,092,100	32,000	48,000	240,000	480,000	292,100	
Over 100,000	4	465,200	8,000	12,000	60,000	120,000	200,000	65,200
	37,680	148,599,997	66,135,697	54,001,600	26,060,600	1,844,800	492,100	65,200

REVENUE TABLE

	BILLS	GALLONS	RATE	REVENUE
First 2,000	37,680	66,135,697	\$16.24	\$ 611,923
Next 3,000		54,001,600	6.02	325,090
Next 15,000		26,060,600	5.64	146,982
Next 30,000		1,844,800	5.26	9,704
Next 50,000		492,100	4.89	2,406
Over 100,000		65,200	4.49	293
		148,599,997		\$ 1,096,397

CANNONSBURG WATER DISTRICT

TEST YEAR BILLING ANALYSIS

1 and 1 1/2 INCH CONNECTION

USAGE TABLE

	BILLS	GALLONS	5,000	15,000	30,000	50,000	100,000
First 5,000	404	729,900	729,900				
Next 15,000	298	3,104,000	1,490,000	1,614,000			
Next 30,000	96	3,116,000	480,000	1,440,000	1,196,000		
Next 50,000	35	2,248,900	175,000	525,000	1,050,000	498,900	
Over 100,000	8	2,911,310	40,000	120,000	240,000	400,000	2,111,310
	841	12,110,110	2,914,900	3,699,000	2,486,000	898,900	2,111,310

REVENUE TABLE

	BILLS	GALLONS	RATE	REVENUE			
First 5,000	841	2,914,900	\$34.30	\$ 28,846			
Next 15,000		3,699,000	5.64	20,862			
Next 30,000		2,486,000	5.26	13,076			
Next 50,000		898,900	4.89	4,396			
Over 100,000		2,111,310	4.49	9,480			
		12,110,110		\$ 76,660			

CANNONBURG WATER DISTRICT

TEST YEAR BILLING ANALYSIS

2 and 3 INCH CONNECTION

USAGE TABLE

	BILLS	GALLONS	20,000	30,000	50,000	100,000
First 20,000	254	1,608,900	1,608,900			
Next 30,000	83	2,677,500	1,660,000	1,017,500		
Next 50,000	55	4,147,500	1,100,000	1,650,000	1,397,500	
Over 100,000	136	31,025,300	2,720,000	4,080,000	6,800,000	17,425,300
	528	39,459,200	7,088,900	6,747,500	8,197,500	17,425,300

REVENUE TABLE

	BILLS	GALLONS	RATE	REVENUE		
First 20,000	528	7,088,900	\$118.90	\$ 62,779		
Next 30,000		6,747,500	5.26	35,492		
Next 50,000		8,197,500	4.89	40,086		
Over 100,000		17,425,300	4.49	78,240		
		39,459,200		\$ 216,596		

CANNONSBURG WATER DISTRICT

TEST YEAR BILLING ANALYSIS

6 INCH CONNECTION

USAGE TABLE

	BILLS	GALLONS	50,000	50,000	100,000
First 50,000	13	108,000	108,000		
Next 50,000	4	314,700	200,000	114,700	
Over 100,000	19	34,492,160	950,000	950,000	32,592,160
	36	34,914,860	1,258,000	1,064,700	32,592,160

REVENUE TABLE

	BILLS	GALLONS	RATE	REVENUE
First 50,000	36	1,258,000	\$276.70	\$ 9,961
Next 50,000		1,064,700	4.89	5,206
Over 100,000		32,592,160	4.49	146,339
		34,914,860		\$ 161,506

CANNONSBURG WATER DISTRICT				
TEST YEAR BILLING ANALYSIS				
12 INCH CONNECTION				
USAGE TABLE				
	BILLS	GALLONS	100,000	100,000
First 100,000	2	79,000	79,000	
Over 100,000	10	1,580,000	1,000,000	580,000
	12	1,659,000	1,079,000	580,000
REVENUE TABLE				
	BILLS	GALLONS	RATE	REVENUE
First 100,000	12	1,079,000	\$521.20	\$ 6,254
Over 100,000		580,000	4.49	2,604
		1,659,000		\$ 8,859



CANNONSBURG WATER DISTRICT	
SUMMARY OF NORMALIZED REVENUE	
5/8 Inch	\$ 1,150,058
1 and 1 1/2 Inch	81,216
2 and 3 Inch	231,193
6 Inch	173,562
12 Inch	9,464
Wholesale	333,865
Total	\$ 1,979,357
Leak Adjustments	37,880
Other Income	139,639
Total	\$ 2,156,876

CANNONSBURG WATER DISTRICT

NORMALIZED BILLING ANALYSIS

5/8 INCH CONNECTION

USAGE TABLE

	BILLS	GALLONS	2,000	3,000	15,000	30,000	50,000	100,000
First 2,000	10,328	11,431,697	11,431,697					
Next 3,000	17,762	60,755,600	35,524,000	25,231,600				
Next 15,000	9,395	70,110,600	18,790,000	28,185,000	23,135,600			
Next 30,000	175	4,744,800	350,000	525,000	2,625,000	1,244,800		
Next 50,000	16	1,092,100	32,000	48,000	240,000	480,000	292,100	
Over 100,000	4	465,200	8,000	12,000	60,000	120,000	200,000	65,200
	37,680	148,599,997	66,135,697	54,001,600	26,060,600	1,844,800	492,100	65,200

REVENUE TABLE

	BILLS	GALLONS	RATE	REVENUE				
First 2,000	37,680	66,135,697	\$16.92	\$ 637,546				
Next 3,000		54,001,600	6.36	343,450				
Next 15,000		26,060,600	5.98	155,842				
Next 30,000		1,844,800	5.60	10,331				
Next 50,000		492,100	5.23	2,574				
Over 100,000		65,200	4.83	315				
		148,599,997		\$ 1,150,058				

CANNONSBURG WATER DISTRICT

NORMALIZED BILLING ANALYSIS

1 and 1 1/2 INCH CONNECTION

USAGE TABLE

	BILLS	GALLONS	5,000	15,000	30,000	50,000	100,000
First 5,000	404	729,900	729,900				
Next 15,000	298	3,104,000	1,490,000	1,614,000			
Next 30,000	96	3,116,000	480,000	1,440,000	1,196,000		
Next 50,000	35	2,248,900	175,000	525,000	1,050,000	498,900	
Over 100,000	8	2,911,310	40,000	120,000	240,000	400,000	2,111,310
	841	12,110,110	2,914,900	3,699,000	2,486,000	898,900	2,111,310

REVENUE TABLE

	BILLS	GALLONS	RATE	REVENUE			
First 5,000	841	2,914,900	\$36.00	\$ 30,276			
Next 15,000		3,699,000	5.98	22,120			
Next 30,000		2,486,000	5.60	13,922			
Next 50,000		898,900	5.23	4,701			
Over 100,000		2,111,310	4.83	10,198			
		12,110,110		\$ 81,216			

CANNONSBURG WATER DISTRICT

NORMALIZED BILLING ANALYSIS

2 and 3 INCH CONNECTION

USAGE TABLE

	BILLS	GALLONS	20,000	30,000	50,000	100,000
First 20,000	254	1,608,900	1,608,900			
Next 30,000	83	2,677,500	1,660,000	1,017,500		
Next 50,000	55	4,147,500	1,100,000	1,650,000	1,397,500	
Over 100,000	136	31,025,300	2,720,000	4,080,000	6,800,000	17,425,300
	528	39,459,200	7,088,900	6,747,500	8,197,500	17,425,300

REVENUE TABLE

	BILLS	GALLONS	RATE	REVENUE		
First 20,000	528	7,088,900	\$125.70	\$ 66,370		
Next 30,000		6,747,500	5.60	37,786		
Next 50,000		8,197,500	5.23	42,873		
Over 100,000		17,425,300	4.83	84,164		
		39,459,200		\$ 231,193		

CANNONSBURG WATER DISTRICT

NORMALIZED BILLING ANALYSIS

6 INCH CONNECTION

USAGE TABLE

	BILLS	GALLONS	50,000	50,000	100,000
First 50,000	13	108,000	108,000		
Next 50,000	4	314,700	200,000	114,700	
Over 100,000	19	34,492,160	950,000	950,000	32,592,160
	36	34,914,860	1,258,000	1,064,700	32,592,160

REVENUE TABLE

	BILLS	GALLONS	RATE	REVENUE
First 50,000	36	1,258,000	\$293.70	\$ 10,573
Next 50,000		1,064,700	5.23	5,568
Over 100,000		32,592,160	4.83	157,420
		34,914,860		\$ 173,562

CANNONSBURG WATER DISTRICT				
NORMALIZED BILLING ANALYSIS				
12 INCH CONNECTION				
USAGE TABLE				
	BILLS	GALLONS	100,000	100,000
First 100,000	2	79,000	79,000	
Over 100,000	10	1,580,000	1,000,000	580,000
	12	1,659,000	1,079,000	580,000
REVENUE TABLE				
	BILLS	GALLONS	RATE	REVENUE
First 100,000	12	1,079,000	\$555.20	\$ 6,662
Over 100,000		580,000	4.83	2,801
		1,659,000		\$ 9,464



CANNONBURG WATER DISTRICT

PROPOSED RATES

5/8 Inch Connection

	Bills	Gallons	Rate	Revenue	Current	Increase
First 2,000	37,680	66,135,697	\$ 18.60	\$ 700,848	\$ 16.92	10%
Next 3,000		54,001,600	6.97	376,391	6.36	10%
Next 15,000		26,060,600	6.55	170,697	5.98	10%
Next 30,000		1,844,800	6.14	11,327	5.60	10%
Next 50,000		492,100	5.73	2,820	5.23	10%
Over 100,000		65,200	5.25	342	4.83	9%
Total		148,599,997		\$ 1,262,425		

1 and 1 1/2 Inch Connections

First 5,000	841	2,914,900	\$ 39.51	\$ 33,228		
Next 15,000		3,699,000	6.55	24,228		
Next 30,000		2,486,000	6.14	15,264		
Next 50,000		898,900	5.73	5,151		
Over 100,000		2,111,310	5.25	11,084		
Total		12,110,110		\$ 88,955		

2 and 3 Inch Connections

First 20,000	528	7,088,900	\$ 137.76	\$ 72,737		
Next 30,000		6,747,500	6.14	41,430		
Next 50,000		8,197,500	5.73	46,972		
Over 100,000		17,425,300	5.25	91,483		
Total		39,459,200		\$ 252,621		

6 Inch Connection

First 50,000	36	1,258,000	\$ 321.96	\$ 11,591		
Next 50,000		1,064,700	5.73	6,101		
Over 100,000		32,592,160	5.25	171,109		
Total		34,914,860		\$ 188,800		

12 Inch Connection

First 100,000	12	1,079,000	\$ 608.46	\$ 7,302		
Over 100,000		580,000	5.25	3,045		
Total		1,659,000		\$ 10,347		

Wholesale Rate	24	125,513,100	\$ 2.82	353,596		
----------------	----	-------------	---------	---------	--	--

Leak Adjustment Rate		16,111,190	\$ 2.75	44,306		
----------------------	--	------------	---------	--------	--	--

Other Income				\$ 139,639		
--------------	--	--	--	------------	--	--

Total	39,121	378,367,457		\$ 2,340,690		
--------------	---------------	--------------------	--	---------------------	--	--

Expenses				2,340,187		
----------	--	--	--	-----------	--	--

CANNONSBURG WATER DISTRICT

WATER PRODUCED AND SOLD

Retail	268,965.5	0.4995
Wholesale	125,513.0	0.2331
Plant Use	120,507.5	0.2238
Fire Department	268.0	0.0005
Unaccounted For	23,179.0	0.0430
Total Gallons Purchased	538,433.0	

CANNONSBURG WATER DISTRICT

ALLOCATION OF PLANT

		Trans. And Dist.	Customer
Land and Land Rights	\$ 20,810	\$ 20,810	
Structures and Improvements	183,350	183,350	
Pumping Equipment	397,861	397,861	
Dist Reservoirs and Standpipes	617,973	617,973	
Transmission and Dist. Mains	4,298,492	4,298,492	
Meters and Meter Installations	418,725		418,725
Hydrants	90,002		90,002
Subtotal	\$ 6,027,213	\$ 5,518,486	\$ 508,727
Percentage		0.9156	0.0844
Office Furniture and Equipment	90,289	82,668	7,621
Transportation Equipment	175,115	160,334	14,781
Power Operated Equipment	105,688	96,767	8,921
Communication Equipment	38,052	34,840	3,212
Tools, Shop and Garage	80,570	73,769	6,801
Total	\$ 6,516,927	\$ 5,966,866	\$ 550,061
Percentage		0.9156	0.0844

CANNONSBURG WATER DISTRICT			
ALLOCATION OF DEPRECIATION			
		Trans. And Dist.	Customer
Structures and Improvements	\$ 5,797	\$ 5,797	
Pumping Equipment	11,423	11,423	
Dist Reservoirs and Standpipes	11,951	11,951	
Transmission and Dist. Mains	64,388	64,388	
Meters and Meter Installations	18,967		18,967
Hydrants	1,566		1,566
Subtotal	\$ 114,092	\$ 93,559	\$ 20,533
Percentage		0.8200	0.1800
Office Furniture and Equipment	1,138	933	205
Transportation Equipment	6,579	5,395	1,184
Power Operated Equipment	10,569	8,667	1,902
Communication Equipment	5,721	4,691	1,030
Tools, Shop and Garage	1,092	895	197
Total	\$ 139,191	\$ 114,141	\$ 25,050
Percentage		0.8200	0.1800

CANNONSBURG WATER DISTRICT

INCH MILE RATIO

Line Size	Miles	Inch-Miles	Jointly Used Miles	Jointly Used Inch Miles
19	1.0	19.0	0	0
16	0.1	1.60	0	0
12	15.0	180.0	0	0
8	21.0	168.0	0	0
6	50.0	300.0	5.4	32.4
4	3.0	12.0	0	0
3	90	270	0	0
Total	180.1	950.6	5.4	32.4
Inch Mile Ratio = 32.4 / 950.6			0.0341	

WHOLESALE ALLOCATION FACTORS				
Line Loss	0.0430			
Plant Use	0.2238			
Total Plant Use and Line Loss	0.2669			
Cannonsburg Multiplier	1	/	1-.2669	1.3641
Inch Mile Ratio	32.40	/	950.60	0.0341
Wholesale Share of Line Loss	0.0341	x	0.0430	0.0015
Joint Share of Plant Use and Line Loss	0.0015	+	0.2238	0.2253
Production Multiplier	1	/	1-.2253	1.2908
Production Allocation Factor	<u>125,513.1</u>	x	<u>1.3641</u>	
	394,478.5		1.2908	0.3362
Transmission Factor	<u>125,513.1</u>	x		
	394,478.5		0.0341	0.0108
Commodity Factor	125,513.1	/	394,478.5	0.3182

Cannonsburg Water District				
Allocation of Expenses				
	Pro forma	Commodity	Trans and Dist	Customer
Salaries and Wages	\$ 399,383		\$ 242,753	\$ 156,630
Salaries - Commissioners	30,000		15,000	15000
Pensions and Benefits	342,195		217,397	124,799
Purchased Water	1,025,068	1,025,068		
Purchased Power	58,718	58,718		
Materials and Supplies	92,306		55,384	36,922
Contractual Services T/D	12,531		12,531	
Insurance - General Liability	14,602		14,602	
Insurance - Workers Comp.	9,640		6,124	3,516
Insurance - Other	1,298			1,298
Bad Debt	2,725			2,725
Miscellaneous Expense	118,869		71,321	47,548
Taxes Other than Income	28,549			28,549
Depreciation	139,191		114,137	25,054
Total O and M Expenses	\$ 2,275,075	1,083,786	\$ 749,249	\$ 442,041
Debt Payments	65,112		59,617	5,495
Total Expenses	\$ 2,340,187	\$ 1,083,786	\$ 808,865	\$ 447,536

WHOLESALE RATE WITH 100 PERCENT DEPRECIATION (139,191)			
Commodity	\$ 1,083,786	0.3182	\$ 344,861
Transmission and Distribution	808,865	0.0108	8,736
Customer	447,536	0	-
Total Expenses	\$ 2,340,187		\$ 353,596
Wholesale Rate Per 1,000 Gallons (125,513.1)			\$ 2.82



X - 11

CANNONSBURG
WATER DISTRICT

REPORT ON EXAMINATION OF FINANCIAL STATEMENTS
AND SUPPLEMENTAL INFORMATION
for the year ended December 31, 2010

CONTENTS

	<u>Page</u>
Independent Auditor's Report	1-2
<i>Financial Statements</i>	
Statement of Net Assets	3
Statement of Revenues, Expenses and Changes in Net Assets	4
Statement of Cash Flows	5
Notes to the Financial Statements	6-10
<i>Supplemental Information</i>	
Report on Internal Control and on Compliance and Other Matters – GAS	11-12
Comparative Statement of Revenues and Expenses	13
Findings and Responses	14

John T. Lane and Associates, LLC
Certified Public Accountant
219 Young Lane, Suite 2
Mount Sterling, Kentucky 40353
(859) 498-9915
www.johntlaneandassociates.com

Member:
American Institute of CPA's
Kentucky Society of CPA's

INDEPENDENT AUDITOR'S REPORT

Board of Commissioners
Cannonsburg Water District
Cannonsburg, Kentucky

I have audited the accompanying financial statements listed in the Table of Contents of the business-type activities of the Cannonsburg Water District as of and for the year ended December 31, 2010 which comprises the District's basic financial statements. These financial statements are the responsibility of the District's management. My responsibility is to express opinions on these financial statements based on my audit.

I conducted my audit in accordance with auditing standards generally accepted in the United States of America and the standards applicable to financial audits contained in Government Auditing Standards, issued by the Comptroller General of the United States. Those standards require that I plan and perform the audit to obtain reasonable assurance about whether the financial statements are free of material misstatement. An audit includes examining, on a test basis, evidence supporting the amounts and disclosures in the financial statements. An audit also includes assessing the accounting principles used and significant estimates made by management, as well as evaluating the overall financial statement presentation. I believe that my audit provides a reasonable basis for my opinion.

In my opinion, the respective financial statements referred to above present fairly in all material respects, the financial position of the business-type activities of the Cannonsburg Water District, as of December 31, 2010, and the respective changes in financial position and cash flows thereof for the year then ended, in conformity with accounting principles generally accepted in the United States of America.

In accordance with Government Auditing Standards, I have also issued my report dated April 27, 2011 on my consideration of the Cannonsburg Water District's internal control over financial reporting and my tests of its compliance with certain provisions of laws, regulations, contracts and grant agreements and other matters. The purpose of that report is to describe the scope of my testing of internal control over financial reporting and compliance and the results of that testing, and not to provide an opinion on the internal control over financial reporting or on compliance. That report is an integral part of an audit performed in accordance with Government Auditing Standards and should be considered in assessing the results of my audit.

Management has elected to omit the "Management Discussion and Analysis" which is supplemental information required by the Governmental Accounting Standards Board.

My audit was conducted for the purpose of forming opinions on the financial statements that collectively comprise the Cannonsburg Water District's basic financial statements. The Comparative Statement of Revenues and Expenses is not a required part of the basic financial statements but is supplemental information required by Rural Development. I have applied certain limited procedures, which consisted principally of inquiries of management regarding the methods of measurement and presentation of the required supplemental information. However, I did not audit the information and express no opinion on it.

John T. Lane & Associates LLC

April 27, 2011

This report contains 14 pages.

Cannonsburg Water District
Statement of Net Assets
Proprietary Fund Type
December 31, 2010

ASSETS

Current Assets	
Cash and cash equivalents - unrestricted	\$ 400,583
Cash and cash equivalents - restricted	272,138
Accounts receivable - net of allowance for doubtful accounts	339,321
Inventory	142,909
Prepaid expenses	<u>6,037</u>
Total Current Assets	<u>1,160,988</u>
Noncurrent Assets	
Capital assets: (note 1)	
Plant, equipment and lines	6,516,927
Construction in process	-
Less accumulated depreciation	<u>(3,144,636)</u>
Total Noncurrent Assets	<u>3,372,291</u>
Total Assets	<u>\$ 4,533,279</u>

LIABILITIES

Current Liabilities	
Accrued liabilities	\$ 173,337
Accrued interest	10,004
Deposits payable	11,732
Bonds/notes payable	<u>33,345</u>
Total Current Liabilities	<u>228,418</u>
Noncurrent Liabilities	
Bonds/notes payable	<u>388,676</u>
Total Liabilities	<u>617,094</u>

NET ASSETS

Invested in capital assets, net of related debt	2,950,270
Restricted net assets	260,406
Unrestricted net assets	<u>705,509</u>
Total Net Assets	<u>\$ 3,916,185</u>

The accompanying notes to the basic financial statements are an integral part of these statements.

Cannonsburg Water District
Statement of Revenues, Expenses and Changes in Net Assets
Proprietary Fund Type
For the fiscal year ended December 31, 2010

Operating Revenues	
Water sales	\$ 2,039,401
Penalties & charges	34,932
Other income	<u>53,261</u>
 Total Operating Revenues	 <u>2,127,594</u>
Operating Expenses	
Purchased water	1,025,068
Salaries & wages	412,103
Payroll taxes	28,549
Contractual services	12,531
Employee insurance	266,386
Retirement	62,209
Other insurance	25,540
Operations, maintenance, repairs & supplies	25,554
Utilities	58,718
Telephone	6,967
Materials & supplies	92,306
Fuel	25,991
Water testing	9,980
Depreciation	139,191
Other billing expenses	9,825
Bad debts	2,725
Miscellaneous expenses	<u>40,552</u>
 Total Operating Expenses	 <u>2,244,195</u>
 Operating Income (Loss)	 <u>(116,601)</u>
Nonoperating Revenues (Expenses)	
Capital grants	351,230
Tap fees	35,070
Interest income	16,376
Interest expense	<u>(24,508)</u>
 Net Nonoperating Revenues (Expenses)	 <u>378,168</u>
 Change in Net Assets	 261,567
 Total Net Assets - beginning	 <u>3,654,618</u>
 Total Net Assets - ending	 <u>\$ 3,916,185</u>

The accompanying notes to the basic financial statements are an integral part of these statements.

Cannonsburg Water District
Statement of Cash Flows
Proprietary Fund Type
December 31, 2010

CASH FLOWS FROM OPERATING ACTIVITIES:	
Operating revenues	\$ 2,076,670
Cash paid to employees	(412,103)
Cash paid for general and administrative expenses	<u>(1,665,396)</u>
Net Cash provided by operating activities	<u>(829)</u>
CASH FLOWS FROM INVESTING ACTIVITIES:	
Interest earned	16,376
Customer deposits	<u>1,440</u>
Net Cash provided by investing activities	<u>17,816</u>
CASH FLOWS FROM CAPITAL AND FINANCING ACTIVITIES:	
Capital grants	351,230
Tap fees	35,070
Bond/note payments	(35,229)
Purchase of assets	(372,109)
Interest paid	<u>(24,508)</u>
Net Cash used in capital and financing activities	<u>(45,546)</u>
NET INCREASE (DECREASE) IN CASH AND CASH EQUIVALENTS	(28,559)
CASH AND CASH EQUIVALENTS - BEGINNING OF YEAR	<u>701,280</u>
CASH AND CASH EQUIVALENTS - END OF THE YEAR	<u>\$ 672,721</u>
RECONCILIATION OF NET CASH PROVIDED BY OPERATING ACTIVITIES:	
Net Operating Income	\$ (116,601)
Adjustments to Reconcile Net Income to Net Cash Provided by Operating Activities:	
(increase) in prepaid expenses	(1,320)
(increase) in inventory	(6,965)
depreciation	139,191
(increase) in accounts receivable	(50,924)
increase in accounts payable	<u>35,790</u>
Net cash provided by operating activities	<u>\$ (829)</u>

The accompanying notes to the basic financial statements are an integral part of these statements.

CANNONSBURG WATER DISTRICT
NOTES TO THE FINANCIAL STATEMENTS
December 31, 2010

The Cannonsburg Water District is a water utility which services areas of Boyd County. Its sales are primarily to residential customers. The District is a corporate body set forth in Kentucky Revised Statutes (KRS) 74.070 which was created November, 1961. The District began operations in 1956. The District is subject to the regulatory authority of the Kentucky Public Service Commission pursuant to KRS 278.040.

Note 1 - Summary of Significant Accounting Policies

The accounting policies of the District conform to accounting principles generally accepted in the United States of America as applicable to governments. The following is a summary of the more significant policies.

The Reporting Entity

The District, for financial purposes, includes all of the funds relevant to the operations of the District. The financial statements presented herein do not include agencies which have been formed under applicable state laws or separate and distinct units of government apart from the Cannonsburg Water District.

The financial statements of the District would include those of separately administered organizations that are controlled by or dependent on the District. Control or dependence is determined on the basis of financial interdependency, selection of governing District, designation of management, ability to significantly influence operations, accountability of fiscal matters, scope of public service, and financing relations.

Based on the foregoing criteria there are not other organizations included in these financial statements.

The District, presented as an enterprise fund, does not apply Financial Accounting Standards Board (FASB) pronouncements and Accounting Principles Board (APB) opinions issued on or after November 30, 1989.

Depreciation Reserve Fund - Monthly transfers are required to be made into this fund until a balance of \$51,600 is attained. Only expenditures for capital improvements or extraordinary expenses are permitted to be paid from this fund. The District had set aside \$82,664 into this fund at December 31, 2010.

Bond and Interest Sinking Fund - Monthly transfers are required to be made into this account in an amount equal to one-sixth (1/6) of the interest becoming due on the next succeeding interest due date for all outstanding bonds and one-twelfth (1/12) of the principal of all such bonds maturing on the next succeeding due date. The required balance of the fund at December 31, 2010 was 75,000. The District had set aside \$106,817 into this fund at December 31, 2010.

The bond agreements also require the establishment and maintenance of a "Replacement and Extension Reserve Fund" to accumulate to a balance of \$75,000. This reserve is to be funded after all reasonable costs of operation and maintenance have been paid and after the bond and interest account has been funded. The fund is currently invested in an eighteen-month certificate of deposit maturing October 23, 2010 earning interest at a rate of 5.31%. The balance was \$82,657 at December 31, 2010.

Enterprise Funds

An enterprise fund distinguishes operating revenues and expenses from non-operating items. Operating revenues and expenses generally result from providing services and producing and delivering goods in connection with the Authority's principal ongoing operations. The principal operating revenues of the Authority are operating grants and tenant rental revenue. Operating expenses of the Authority include the cost of producing the revenue and services, administrative expenses, and depreciation on capital assets. All revenues and expenses not meeting this definition are reported as non-operating revenues and expenses.

Enterprise Funds are used to account for operations (a) that are financed and operated in a manner similar to private business enterprise where the intent of the governing body is that the costs (expenses, including depreciation) of providing goods or services to the general public on a continuing basis be financed or recovered primarily through user charges or (b) where the governing body has decided that periodic determination of revenues earned, expenses incurred, and/or net income is appropriate for capital maintenance, public policy, management control, accountability, or other purposes.

The accounting and financial reporting treatment applied to the District is determined by its measurement focus. The transactions of the District are accounted for on a flow of economic resources measurement focus. With this measurement focus, all assets and all liabilities associated with the operations are included on the balance sheet. Net assets (i.e., total assets net of total liabilities) are segmented into invested in capital assets, net of related debt, restricted and unrestricted components. When both restricted and unrestricted resources are available for use, it is the District's policy to use restricted resources first, and then unrestricted resources as they are needed.

Basis of Accounting

The records of the District are maintained and the budgetary process is based on the accrual method of accounting.

Inventory

The cost of inventory is recorded as a disbursement at the time of payment for the purchase. Materials on hand are inventoried at year end and recorded as an asset at that time. They are valued at lower of cost or market and recorded using the FIFO method.

Fixed Assets

Fixed assets purchased are capitalized at the time of purchase. Such assets are recorded at cost. Donated assets are recorded at fair market value at the date of donation.

Depreciation of property and equipment is computed by the straight-line method based upon the estimated useful lives of the assets as follows:

<u>Class</u>	<u>Life</u>
Water lines, tanks	40-50 years
Equipment	5-10 years
Computers	3 years
Meters	15 years

The District's capitalization policy is as follows: expenditures costing more than \$1000 with an estimated useful life greater than one year are capitalized: all others are expensed.

Net Assets

Net assets represent the difference between assets and liabilities. Net assets invested in capital assets- net of related debt consists of capital assets, net of accumulated depreciation, reduced by the outstanding balance of any borrowing used for the acquisition, construction or improvement of those assets. Net assets are recorded as restricted when there are limitations imposed on their use by external restrictions.

Accounts Receivable

The receivable reflected in the statements in the amount of \$288,397 are net of allowance for uncollectible in the amount of \$2,383.

Use of Estimates

The preparation of financial statements in conformity with accounting principles generally accepted in the United States of America requires management to make estimates and assumptions that affect the reported amounts of assets and liabilities at the date of the financial statements and reported amounts of revenues and expenditures during the reporting period. Actual results could differ from those estimates.

Note 2 - Notes Payable

The amount shown in the accompanying financial statements as notes payable represents the District's future obligation to make loan payments from future revenues. At December 31, 2010, six separate loans had outstanding balances. Details of each of these issues are summarized as follows:

Note A

Lender – USDA

Balance of loan - \$75,000

Rate - 5%

Principal due January 1

Interest due January and July 1

Prepayment provision - subject to payment prior to its stated maturity without penalty or premium, at any time upon ten (10) days notice.

Note B

Lender – KRWFC

Balance of loan – \$336,000

Rate – 4.15-5.15%

Principal due January 1

Interest due January 1 and July 1

Prepayment provision - subject to payment prior to its stated maturity without penalty or premium, at any time upon ten (10) days notice.

Note C

Lender – Chase

Balance of loan - \$11,021

Rate - varies

Principal due monthly

Interest due monthly

Note D

Lender – Home Federal

Balance of loan - \$-0-

Rate -5.50 %

Principal due monthly

Interest due monthly

Five-Year Maturities

2010	\$ 33,345
2011	28,793
2012	28,662
2013	25,000
2014	24,000
Thereafter	<u>282,221</u>
	<u>\$422,021</u>

The following is a summary of changes in long-term obligations for the year:

	Outstanding 1/1/2010	Issued	Retired	Outstanding 12/31/2010	Due Within One Year
USDA	\$ 95,000	\$ -	\$ 20,000	\$ 75,000	\$ 20,000
KRWFC	346,000	-	10,000	336,000	10,000
Fifth Third	-	-	-	-	-
Home Federal	3,063	-	3,063	-	-
Chase	13,187	-	2,166	11,021	3,345
Total	<u>\$ 457,250</u>	<u>\$ -</u>	<u>\$ 35,229</u>	<u>\$ 422,021</u>	<u>\$ 33,345</u>

Total interest paid during the year on long-term debt totaled \$24,508.

Note 3 - Pension Plan

The District provides pension benefits for its employees through the County Employees Retirement System (CERS). In this type of plan, the monthly retirement benefit is based upon several factors, primarily of which is the length of service, the systems benefit factor (2.5%), and the average of the five highest fiscal year wages from all public employee's retirement system participation (CERS, KERS, &SPRS). All employees who work an average of 100 hours per month over a fiscal year may participate with CERS.

The plan currently requires the District to contribute an amount equal to 16.16 %/ 16.93% of the employee's base salary each month, with employees required to contribute 5%. The District's contribution will vary, depending on the dictates of the management of the county plan. The required employer's contribution is usually reviewed at least annually.

The District's total payroll in fiscal year 2010 was 422,662 and its contributions were calculated using the base salary amount of \$392,662. Contributions to the plan were \$19,633 and \$58,727 by the employees and the District, respectively.

Note 4 - Changes in Fixed Assets

The following is a summary of changes in the fixed assets for the fiscal year:

	1/1/2010	Additions/ Transfers		Deletions	12/31/2010
Land	\$ 20,810	\$ -	\$ -	\$ -	\$ 20,810
Utility plant and equipment	5,349,434	1,165,376		18,693	6,496,117
Construction in process	793,267	(793,267)		-	-
	<u>\$ 6,163,511</u>	<u>\$ 372,109</u>		<u>\$ 18,693</u>	<u>\$ 6,516,927</u>
Acc. depreciation	<u>\$ 3,024,138</u>	<u>\$ 139,191</u>		<u>\$ 18,693</u>	<u>\$ 3,144,636</u>
Fixed assets, net of accumulated depreciation	<u>\$ 3,139,373</u>	<u>\$ 232,918</u>		<u>\$ -</u>	<u>\$ 3,372,291</u>

Note 5 - Revenue Bonds

Water and Revenue Bonds constitute special obligations of the District solely secured by a lien on and pledge of the net revenues of the water system. The revenue bonds are collateralized by the revenue of the water system and the various special funds established by the bond ordinances. The ordinances provide that the revenue of the system is to be used first to pay operating and maintenance expenses of the system and second to establish and maintain the revenue bond funds. Any remaining revenues may then be used for any lawful purpose. The ordinances also contain certain provisions, which require the District to maintain pledged revenues. The District must transfer monthly 1/6 of the next succeeding interest payment and 1/12 of the next succeeding principal payment from the operations and maintenance account into the bond and interest sinking account.

Note 6 - Restricted Cash

Restricted cash is composed of the following:

Depreciation reserve fund	\$	82,664
Debt reserve fund		106,817
Line replacement		<u>82,657</u>
	\$	272,138

Note 7 – Contingencies

The District is subject to possible examinations made by Federal and State authorities who determine compliance with terms, conditions, laws, and regulations governing other grants given to the District in the current and prior years. There were no examinations for the year ended December 31, 2010. Areas of noncompliance, if any, as a result of examinations would be included as a part of the “Findings and Responses section of this report.

Note 8 – Risk Management

The District is exposed to various risks of losses related to torts; theft of, damage to and destruction of assets; errors and omissions; injuries to employees; and natural disasters. The District carries commercial insurance coverage for the risks to the extent deemed prudent by District management.

SUPPLEMENTAL INFORMATION

JOHN T. LANE AND ASSOCIATES, LLC
Certified Public Accountant
219 Young Lane, Suite 2
Mount Sterling, Kentucky 40353
(859) 498-9915
www.johntlaneandassociates.com

Member:
American Institute of CPA's
Kentucky Society of CPA's

REPORT ON INTERNAL CONTROL OVER FINANCIAL REPORTING
AND ON COMPLIANCE AND OTHER MATTERS
BASED ON AN AUDIT OF FINANCIAL STATEMENTS
PERFORMED IN ACCORDANCE
WITH GOVERNMENT AUDITING STANDARDS

I have audited the financial statements of the governmental activities, the business-type activities, the aggregate discretely presented component units, each major fund, and the aggregate remaining fund information of the Cannonsburg Water District, as of and for the year ended December 31, 2010, which collectively comprise the Cannonsburg Water District's basic financial statements and have issued my report thereon dated April 27, 2011. I conducted my audit in accordance with auditing standards generally accepted in the United States of America and the standards applicable to financial audits contained in *Government Auditing Standards*, issued by the Comptroller General of the United States.

Internal Control Over Financial Reporting

In planning and performing my audit, I considered the Cannonsburg Water District's internal control over financial reporting as a basis for designing my auditing procedures for the purpose of expressing my opinions on the financial statements, but not for the purpose of expressing an opinion on the effectiveness of the Cannonsburg Water District's internal control over financial reporting. Accordingly, I do not express an opinion on the effectiveness of the Cannonsburg Water District's internal control over financial reporting.

A *deficiency in internal control* exists when the design or operation of a control does not allow management or employees, in the normal course of performing their assigned functions, to prevent, or detect and correct misstatements on a timely basis. A *material weakness* is a deficiency, or a combination of deficiencies, in internal control such that there is a reasonable possibility that a material misstatement of the entity's financial statements will not be prevented, or detected and corrected on a timely basis.

My consideration of internal control over financial reporting was for the limited purpose described in the first paragraph of this section and was not designed to identify all deficiencies in internal control over financial reporting that might be deficiencies, significant deficiencies, or material weaknesses. I did not identify any deficiencies in internal control over financial reporting that I consider to be material weaknesses, as defined above. However, I identified a certain deficiency in internal control over financial reporting, described in the accompanying schedule of findings and questioned costs that I consider to be a significant deficiency in internal control over financial reporting (10-01).

Compliance and Other Matters

As part of obtaining reasonable assurance about whether the Cannonsburg Water District's financial statements are free of material misstatement, I performed tests of its compliance with certain provisions of laws, regulations, contracts, and grant agreements, noncompliance with which could have a direct and material effect on the determination of financial statement amounts. However, providing an opinion on compliance with those provisions was not an objective of my audit, and accordingly, I do not express such an opinion. The results of my tests disclosed no instances of noncompliance or other matters that are required to be reported under *Government Auditing Standards*.

This report is intended solely for the information and use of the audit committee, management, others within the organization and Federal awarding agencies and pass-through entities and is not intended to be and should not be used by anyone other than these specified parties.

John T. Lane & Associates LLC

April 27, 2011

Cannonsburg Water District
Statement of Revenues, Expenses and Changes in Fund Net Assets
Proprietary Fund Type
For the fiscal years ended December 31, 2009 & December 31, 2010

	2009	2010
Operating Revenues		
Water sales	\$ 1,846,082	\$ 2,039,401
Penalties & charges	28,715	34,932
Other income	68,923	53,261
 Total Operating Revenues	 1,943,720	 2,127,594
Operating Expenses		
Purchased water	737,078	1,025,068
Salaries & wages	414,835	412,103
Payroll taxes	29,183	28,549
Contractual services	25,805	12,531
Employee insurance	192,115	266,386
Retirement	51,075	62,209
Other insurance	25,248	25,540
Operations, maintenance, repairs & supplies	139,205	25,554
Transportation	20,340	-
Travel & training	986	-
Utilities	57,356	58,718
Telephone	6,448	6,967
Materials & supplies	-	92,306
Fuel	-	25,991
Water testing	-	9,980
Depreciation	140,236	139,191
Other billing expenses	17,493	9,825
Bad debts	19,472	2,725
Miscellaneous expenses	56,046	40,552
 Total Operating Expenses	 1,932,921	 2,244,195
 Operating Income (Loss)	 10,799	 (116,601)
Nonoperating Revenues (Expenses)		
Capital grants	411,826	351,230
Tap fees	29,900	35,070
Interest income	16,307	16,376
Interest expense	(26,195)	(24,508)
 Net Nonoperating Revenues (Expenses)	 431,838	 378,168
 Net Income (Loss)	 442,637	 261,567
 Total Net Assets - beginning	 3,025,458	 3,025,458
 Total Net Assets - ending	 \$ 3,468,095	 \$ 3,287,025

The accompanying notes to the basic financial statements are an integral part of these statements.

CANNONSBURG WATER DISTRICT
FINDINGS AND RESPONSES
December 31, 2010

PRIOR FINDINGS

09-01 Segregation of Duties – Repeated as 10-01

CURRENT FINDINGS

10-01 Lack of Segregation of Duties

Condition: The District has an inadequate segregation of duties within its internal control process.

Criteria: All governmental entities should design their internal control to provide an adequate segregation of duties.

Cause: The District does not have sufficient employees to adequately design its internal control.

Recommendation: The District should continue to design and implement its internal control policies to provide the maximum segregation of duties possible.

Response: We will do as recommended.



Cannonsburg Water District
 Income Statement
 Reporting 9/1/2010 To 9/30/2010

	Period Activity	End Balance
INCOME		
Metered Sales to Residential	170,149.25	1,348,274.07
Metered Sales to Commercial	0.00	63,423.55
Schools, Churches, Others	0.00	111,955.91
Bulk Water Sales	0.00	84.00
Adjustments Water	23,715.87	-30,262.74
Water Penalties	2,767.94	19,082.00
Miscellaneous Service Revenue	819.01	49,048.28
Connect & Reconnect Charges	700.00	6,932.32
Investigation Charge	0.00	175.00
Grant Revenue	0.00	105,904.82
	-----	-----
TOTAL INCOME	170,720.33	1,674,617.21
EXPENSES		
Interest on Long Term Debt	1,477.00	15,713.23
Administrative Salaries	2,500.00	22,500.00
Ashland Purchased Water	95,314.59	678,728.90
Big Sandy Purchased Water	1,128.22	3,870.86
Electric Operation	4,192.50	36,801.95
Purchased Power Office & Shop	505.95	4,239.64
Cell Phones	510.34	5,453.42
Pagers & Radio & Monitoring	36.41	328.83
Gas - Operation	0.00	236.58
Gas Office & Shop	0.00	1,609.91
Meters	0.00	2,834.09
Materials and Supplies Operat	5,003.43	53,093.01
Office Wages	10,728.31	67,509.43
Contractual Ser Accounting	0.00	7,840.00
Contractual Ser Other	565.00	2,353.38
Operational Labor Salary	33,796.75	220,782.52
Auto Fuel Expense	554.81	12,515.32
Auto Parts, Labor, Repair	10.17	11,214.58
Insurance General Liability	0.00	13,580.20
Insurance Workers Comp	0.00	9,639.63
Insurance Health	19,405.90	171,935.42
Dental Insurance	637.80	5,102.40
Disability Insurance	578.31	4,585.62
Copier Lease Expense	347.69	3,129.21
Misc Office Supplies	0.00	402.95
Miscellaneous - General	2,429.99	26,171.16
Meters, Setters, Boxes, Lids	812.00	17,082.95
Pipe	0.00	2,065.00
Miscellaneous Operating Expens	1,323.44	14,590.42
Small Tool Expense	0.00	1,328.80
Backhoe Fuel	0.00	2,030.22
Backhoe Parts, Repair, Labor	0.00	902.00
Permit Cost	0.00	185.00
Postage Billing	769.87	7,512.26
Water Testing	1,860.00	5,640.00
Water Pumping Repair	0.00	647.35
	-----	90,000.00
TOTAL EXPENSES	184,488.48	1,524,156.24
	-----	-----
TOTAL INCOME	170,720.33	1,674,617.21
TOTAL INCOME LESS EXPENSES	<13,768.15>	150,460.97

INCOME STATEMENT

BUDGETED

	CURRENT-PERIOD AMOUNT	YEAR-TO-DATE AMOUNT	CURRENT-PERIOD AMOUNT	YEAR-TO-DATE AMOUNT
UTILITY OPERATING INCOME				
OPERATING REVENUE				
SEWER	.00	.00	.00	.00
METERED WATER REVENUE	170,368.80	170,368.80	163,800.00	163,800.00
ADJUSTMENTS WATER	(8,278.30)	(8,278.30)	(3,000.00)	(3,000.00)
ADJUSTMENTS SEWER	.00	.00	.00	.00
WATER PENALTIES	1,817.49	1,817.49	2,850.00	2,850.00
MISCELLANEOUS SERVICE REVENUE	1,694.87	1,694.87	3,000.00	3,000.00
INVESTIGATION CHARGE	.00	.00	.00	.00
BOYD CO SEWER REVENUE	.00	.00	.00	.00
BOYD CO FISCAL CT PAYROLL TAX	.00	.00	.00	.00
CONNECT & RECONNECT CHARGES	575.00	575.00	750.00	750.00
INVESTIGATION CHARGE	50.00	50.00	.00	.00
TOTAL OPER REVENUE	\$ 166,227.86	\$ 166,227.86	\$ 167,400.00	\$ 167,400.00
OPERATING EXPENSE				
PURCHASED WATER	95,034.55	95,034.55	60,750.00	60,750.00
SALARIES & WAGES	21,555.90	21,555.90	32,400.00	32,400.00
HEALTH INSURANCE	1,201.29	1,201.29	16,070.00	16,070.00
METERS	.00	.00	1,000.00	1,000.00
MATERIALS AND SUPPLIES OPERAT	4,463.65	4,463.65	7,500.00	7,500.00
OPERATING EXPENSE NEW CONST	.00	.00	.00	.00
TRANSPORTATION EXPENSE	2,402.93	2,402.93	2,500.00	2,500.00
PURCHASED POWER ELECTRIC	4,667.59	4,667.59	4,400.00	4,400.00
INSURANCE	.00	.00	3,000.00	3,000.00
RETIREMENT PLAN EXPENSES	.00	.00	4,000.00	4,000.00
DEPRECIATION EXPENSE	.00	.00	.00	.00
CONTRACTURAL SER ENGINEERING	.00	.00	200.00	200.00
CONTRACTURAL SER ACCOUNTING	.00	.00	1,000.00	1,000.00
CONTRACTURAL SER LEGAL	.00	.00	50.00	50.00
CONTRACTURAL SER MANAGEMENT FE	.00	.00	.00	.00
CONTRACTURAL SER OTHER	1,258.98	1,258.98	700.00	700.00
TELEPHONE COMMUNICAITON	603.54	603.54	835.00	835.00
GAS	366.71	366.71	380.00	380.00
TRAINING	.00	.00	100.00	100.00
ADVERTISING EXPENSE	.00	.00	100.00	100.00
BILLING EXPENSE	749.20	749.20	1,870.00	1,870.00
RENTAL EQUIPMENT	.00	.00	.00	.00
OTHER EMPLOYER TAX UNEMPLOY	.00	.00	.00	.00
EMPLOYER TX FICA, FEDERAL	1,648.16	1,648.16	2,300.00	2,300.00
COUNTY PAYROLL TAX	.00	.00	.00	.00
ADMINISTRATIVE SALARIES	2,500.00	2,500.00	3,000.00	3,000.00
TAXES OTHER THAN INCOME	.00	.00	.00	.00
ASSESSMENT	.00	.00	300.00	300.00
BOND ISSUANCE COSTS	.00	.00	.00	.00
MISCELLANEOUS EXPENSE	2,832.64	2,832.64	4,100.00	4,100.00
OPERATING EXPENSES	1,696.39	1,696.39	3,500.00	3,500.00
WATER STORAGE TANK REPAIR	.00	.00	.00	.00
WATER PUMPING REPAIR	.00	.00	500.00	500.00
TOTAL OPERATING EXPENSES	\$ 140,981.53	\$ 140,981.53	\$ 150,555.00	\$ 150,555.00
NET OPERATING INCOME	\$ 25,246.33	\$ 25,246.33	\$ 16,845.00	\$ 16,845.00

01:32pm

Check Dates: 01/01/10 Thru 01/31/10

CASH ACCOUNT	CHECK NUMBER	CHECK TYPE	CHECK DATE	VENDOR NUMBER	VENDOR NAME	PENDING AMOUNT	RECON AMOUNT	RECON DATE
131 -10	7804	A/P	01/06/10	57	KY RETIREMENT SYSTEMS	9758.00		
131 -10	7805	VOID	01/14/10					
131 -10	7806	VOID	01/14/10					
131 -10	7807	VOID	01/14/10					
131 -10	7808	A/P	01/14/10	4	WELLS GROUP, LLC	462.00		
131 -10	7809	A/P	01/14/10	8	WOODFORD OIL COMPANY	55.87		
131 -10	7810	A/P	01/14/10	13	CTS	218.44		
131 -10	7811	A/P	01/14/10	34	KENTUCKY POWER COMPANY	4518.31		
131 -10	7812	A/P	01/14/10	39	COLUMBIA GAS	366.71		
131 -10	7813	A/P	01/14/10	40	ELAN FINANCIAL SERVICES	2676.71		
131 -10	7814	A/P	01/14/10	55	ASHLAND WATER	93965.13		
131 -10	7815	A/P	01/14/10	81	BIG SANDY WATER DISTRICT	1069.42		
131 -10	7816	A/P	01/14/10	94	GILLUM'S SERVICE & REPAIR INC.	1.56		
131 -10	7817	A/P	01/14/10	95	HELTON AUTO SUPPLY INC	38.40		
131 -10	7818	A/P	01/14/10	101	KY UNDERGROUND PROTECTION INC	42.00		
131 -10	7819	A/P	01/14/10	109	SCIOTO BLOCK	451.80		
131 -10	7820	A/P	01/14/10	112	C I THORNBURG CD	5446.85		
131 -10	7821	A/P	01/14/10	121	AQUIS COMMUNICATIONS	36.41		
131 -10	7822	A/P	01/14/10	131	U S POSTAL SERVICE	2000.00		
131 -10	7823	A/P	01/14/10	141	STATE ELECTIRC SUPPLY CO	6.54		
131 -10	7824	A/P	01/14/10	165	KY HOME SUPPLY	8.56		
131 -10	7825	A/P	01/14/10	170	KY ST TREASURER	2041.94		
131 -10	7826	A/P	01/14/10	224	QUILL	286.28		
131 -10	7827	A/P	01/14/10	247	BOYD COUNTY FISCAL COURT	1318.54		County Payroll Tax
131 -10	7828	A/P	01/14/10	313	CINTAS FIRST AID & SAFETY	37.00		
131 -10	7829	A/P	01/14/10	350	HART SANITATION, INC	50.00		
131 -10	7830	A/P	01/14/10	355	TAYLOR READY MIX	283.37		
131 -10	7831	A/P	01/14/10	368	CHASE AUTO FINANCE	346.27		
131 -10	7832	A/P	01/14/10	374	TOSHIBA FINANCIAL SERVICES	347.69		
131 -10	7833	A/P	01/14/10	377	HOME FEDERAL SAVINGS & LOAN	772.27		
131 -10	7834	A/P	01/14/10	379	DANNY'S GARAGE	149.32		
131 -10	7835	A/P	01/14/10	386	TRI-STATE INDUSTRIAL SUPPLY	144.70		
131 -10	7836	A/P	01/14/10	391	CLAY TIRE SALES, INC	15.00		
131 -10	7837	A/P	01/21/10	395	DIVISION OF CHILD SUPPORT	162.92		
131 -10	7838	VOID	01/28/10					
131 -10	7839	VOID	01/28/10					
131 -10	7840	VOID	01/28/10					
131 -10	7841	A/P	01/28/10	13	CTS	218.44		
131 -10	7842	A/P	01/28/10	34	KENTUCKY POWER COMPANY	149.28		
131 -10	7843	A/P	01/28/10	45	SUPERIOR SUPPLY, INC.	26.00		
131 -10	7844	A/P	01/28/10	52	DELTA DENTAL	637.80		
131 -10	7845	A/P	01/28/10	74	ASHLAND OFFICE SUPPLY	34.99		
131 -10	7846	A/P	01/28/10	75	ANTHEM LIFE	563.49		
131 -10	7847	A/P	01/28/10	163	SCOTT GROSS CO. INC	16.04		
131 -10	7848	A/P	01/28/10	165	KY HOME SUPPLY	17.15		
131 -10	7849	A/P	01/28/10	216	ARMSTRONG	285.06		
131 -10	7850	A/P	01/28/10	251	NEXTEL	567.13		
131 -10	7851	A/P	01/28/10	335	JOHN W. CLARK OIL CO. INC.	2802.05		
131 -10	7852	A/P	01/28/10	373	COMPUTER HOUSE CALLS	1258.98		
131 -10	7853	A/P	01/28/10	379	DANNY'S GARAGE	118.93		
131 -10	7854	A/P	01/28/10	386	TRI-STATE INDUSTRIAL SUPPLY	144.70		

***** 51 CHECKS TOTALED

***** 133918.05 0.00

4296.53 1/6/10 PYRL
8778.04 1/20/10 PYRL
2055.27 1/20/10 Com

*** END OF REPORT ***

\$ 149,047.89

INCOME STATEMENT

BUDGETED

	CURRENT-PERIOD AMOUNT	YEAR-TO-DATE AMOUNT	CURRENT-PERIOD AMOUNT	YEAR-TO-DATE AMOUNT
UTILITY OPERATING INCOME				
OPERATING REVENUE				
SEWER	.00	.00	.00	.00
METERED WATER REVENUE	170,368.80	170,368.80	163,800.00	163,800.00
ADJUSTMENTS WATER	(8,278.30)	(8,278.30)	(3,000.00)	(3,000.00)
ADJUSTMENTS SEWER	.00	.00	.00	.00
WATER PENALTIES	1,817.49	1,817.49	2,850.00	2,850.00
MISCELLANEOUS SERVICE REVENUE	1,694.87	1,694.87	3,000.00	3,000.00
INVESTIGATION CHARGE	.00	.00	.00	.00
BOYD CO SEWER REVENUE	.00	.00	.00	.00
BOYD CO FISCAL CT PAYROLL TAX	.00	.00	.00	.00
CONNECT & RECONNECT CHARGES	575.00	575.00	750.00	750.00
INVESTIGATION CHARGE	50.00	50.00	.00	.00
	-----	-----	-----	-----
TOTAL OPER REVENUE	\$ 166,227.86	\$ 166,227.86	\$ 167,400.00	\$ 167,400.00
OPERATING EXPENSE				
PURCHASED WATER	95,034.55	95,034.55	60,750.00	60,750.00
SALARIES & WAGES	21,555.90	21,555.90	32,400.00	32,400.00
HEALTH INSURANCE	1,201.29	1,201.29	16,070.00	16,070.00
METERS	.00	.00	1,000.00	1,000.00
MATERIALS AND SUPPLIES OPERAT	4,463.65	4,463.65	7,500.00	7,500.00
OPERATING EXPENSE NEW CONST	.00	.00	.00	.00
TRANSPORTATION EXPENSE	2,402.93	2,402.93	2,500.00	2,500.00
PURCHASED POWER ELECTRIC	4,667.59	4,667.59	4,400.00	4,400.00
INSURANCE	.00	.00	3,000.00	3,000.00
RETIREMENT PLAN EXPENSES	.00	.00	4,000.00	4,000.00
DEPRECIATION EXPENSE	.00	.00	.00	.00
CONTRACTURAL SER ENGINEERING	.00	.00	200.00	200.00
CONTRACTURAL SER ACCOUNTING	.00	.00	1,000.00	1,000.00
CONTRACTURAL SER LEGAL	.00	.00	50.00	50.00
CONTRACTURAL SER MANAGEMENT FE	.00	.00	.00	.00
CONTRACTURAL SER OTHER	1,258.98	1,258.98	700.00	700.00
TELEPHONE COMMUNICAITON	603.54	603.54	835.00	835.00
GAS	366.71	366.71	380.00	380.00
TRAINING	.00	.00	100.00	100.00
ADVERTISING EXPENSE	.00	.00	100.00	100.00
BILLING EXPENSE	749.20	749.20	1,870.00	1,870.00
RENTAL EQUIPMENT	.00	.00	.00	.00
OTHER EMPLOYER TAX UNEMPLOY	.00	.00	.00	.00
EMPLOYER TX FICA, FEDERAL	1,648.16	1,648.16	2,300.00	2,300.00
COUNTY PAYROLL TAX	.00	.00	.00	.00
ADMINISTRATIVE SALARIES	2,500.00	2,500.00	3,000.00	3,000.00
TAXES OTHER THAN INCOME	.00	.00	.00	.00
ASSESSMENT	.00	.00	300.00	300.00
BOND ISSUANCE COSTS	.00	.00	.00	.00
MISCELLANEOUS EXPENSE	2,832.64	2,832.64	4,100.00	4,100.00
OPERATING EXPENSES	1,696.39	1,696.39	3,500.00	3,500.00
WATER STORAGE TANK REPAIR	.00	.00	.00	.00
WATER PUMPING REPAIR	.00	.00	500.00	500.00
	-----	-----	-----	-----

BUDGETED

	CURRENT-PERIOD AMOUNT	YEAR-TO-DATE AMOUNT	CURRENT-PERIOD AMOUNT	YEAR-TO-DATE AMOUNT
TOTAL OPERATING EXPENSES \$	140,981.53	\$ 140,981.53	\$ 150,555.00	\$ 150,555.00
NET OPERATING INCOME \$	25,246.33	\$ 25,246.33	\$ 16,845.00	\$ 16,845.00

BUDGETED

	CURRENT-PERIOD AMOUNT	YEAR-TO-DATE AMOUNT	CURRENT-PERIOD AMOUNT	YEAR-TO-DATE AMOUNT
OTHER INCOME (EXPENSE)				
LOSS ABANDONMENT	.00	.00	.00	.00
BAD DEBT EXPENSE	.00	.00	.00	.00
DEPRECIATION EXPENSE	10,000.00	10,000.00	10,000.00	10,000.00
INTEREST & DIVIDEND INCOME	86.12	86.12	1,000.00	1,000.00
GRANT REVENUE	.00	.00	.00	.00
CONTRIBUTION - TAP FEES	1,100.00	1,100.00	5,000.00	5,000.00
CONTRIBUTION - LINE EXTENSIONS	.00	.00	.00	.00
	-----	-----	-----	-----
TOTAL OTHER INCOME	\$ (8,813.88)	\$ (8,813.88)	\$ (4,000.00)	\$ (4,000.00)
	-----	-----	-----	-----
INCOME BEFORE INT EXP	\$ 16,432.45	\$ 16,432.45	\$ 12,845.00	\$ 12,845.00
	-----	-----	-----	-----
INTEREST EXPENSE				
INTEREST	1,491.50	1,491.50	4,000.00	4,000.00
NET INCOME	\$ 14,940.95	\$ 14,940.95	\$ 8,845.00	\$ 8,845.00
	=====	=====	=====	=====

BUDGETED

	CURRENT-PERIOD AMOUNT	YEAR-TO-DATE AMOUNT	CURRENT-PERIOD AMOUNT	YEAR-TO-DATE AMOUNT
UTILITY OPERATING INCOME				
OPERATING REVENUE				
SEWER	.00	.00	.00	.00
METERED WATER REVENUE	163,595.59	333,964.39	163,800.00	327,600.00
ADJUSTMENTS WATER	(6,528.09)	(14,806.39)	(3,000.00)	(6,000.00)
ADJUSTMENTS SEWER	.00	.00	.00	.00
WATER PENTALTIES	2,425.17	4,242.66	2,850.00	5,700.00
MISCELLANEOUS SERVICE REVENUE	12,696.48	14,391.35	3,000.00	6,000.00
INVESTIGATION CHARGE	.00	.00	.00	.00
BOYD CO SEWER REVENUE	.00	.00	.00	.00
BOYD CO FISCAL CT PAYROLL TAX	.00	.00	.00	.00
CONNECT & RECONNECT CHARGES	650.00	1,225.00	750.00	1,500.00
INVESTIGATION CHARGE	50.00	100.00	.00	.00
TOTAL OPER REVENUE	\$ 172,889.15	\$ 339,117.01	\$ 167,400.00	\$ 334,800.00
OPERATING EXPENSE				
PURCHASED WATER	85,032.14	180,066.69	60,750.00	121,500.00
SALARIES & WAGES	30,873.81	52,429.71	32,400.00	64,800.00
HEALTH INSURANCE	15,499.22	16,700.51	16,070.00	32,140.00
METERS	.00	.00	1,000.00	2,000.00
MATERIALS AND SUPPLIES OPERAT	777.47	5,241.12	7,500.00	15,000.00
OPERATING EXPENSE NEW CONST	.00	.00	.00	.00
TRANSPORTATION EXPENSE	2,078.08	4,481.01	2,500.00	5,000.00
PURCHASED POWER ELECTRIC	4,745.72	9,413.31	4,400.00	8,800.00
INSURANCE	.00	.00	3,000.00	6,000.00
RETIREMENT PLAN EXPENSES	3,483.43	3,483.43	4,000.00	8,000.00
DEPRECIATION EXPENSE	.00	.00	.00	.00
CONTRACTURAL SER ENGINEERING	.00	.00	200.00	400.00
CONTRACTURAL SER ACCOUNTING	.00	.00	1,000.00	2,000.00
CONTRACTURAL SER LEGAL	.00	.00	50.00	100.00
CONTRACTURAL SER MANAGEMENT FE	.00	.00	.00	.00
CONTRACTURAL SER OTHER	.00	1,258.98	700.00	1,400.00
TELEPHONE COMMUNICAITON	36.41	639.95	835.00	1,670.00
GAS	391.37	758.08	380.00	760.00
TRAINING	.00	.00	100.00	200.00
ADVERTISING EXPENSE	.00	.00	100.00	200.00
BILLING EXPENSE	2,868.78	3,617.98	1,870.00	3,740.00
RENTAL EQUIPMENT	.00	.00	.00	.00
OTHER EMPLOYER TAX UNEMPLOY	.00	.00	.00	.00
EMPLOYER TX FICA, FEDERAL	2,281.40	3,929.56	2,300.00	4,600.00
COUNTY PAYROLL TAX	.00	.00	.00	.00
ADMINISTRATIVE SALARIES	2,500.00	5,000.00	3,000.00	6,000.00
TAXES OTHER THAN INCOME	.00	.00	.00	.00
ASSESSMENT	.00	.00	300.00	600.00
BOND ISSUANCE COSTS	.00	.00	.00	.00
MISCELLANEOUS EXPENSE	2,076.73	4,909.37	4,100.00	8,200.00
OPERATING EXPENSES	2,014.91	3,711.30	3,500.00	7,000.00
WATER STORAGE TANK REPAIR	.00	.00	.00	.00
WATER PUMPING REPAIR	.00	.00	500.00	1,000.00
TOTAL OPERATING EXPENSES	\$ 154,659.47	\$ 295,641.00	\$ 150,555.00	\$ 301,110.00
NET OPERATING INCOME	\$ 18,229.68	\$ 43,476.01	\$ 16,845.00	\$ 33,690.00

FOR THE PERIOD 02/01/10 TO 02/28/10
INCOME STATEMENT

BUDGETED

	CURRENT-PERIOD AMOUNT	YEAR-TO-DATE AMOUNT	CURRENT-PERIOD AMOUNT	YEAR-TO-DATE AMOUNT
UTILITY OPERATING INCOME				
OPERATING REVENUE				
SEWER	.00	.00	.00	.00
METERED WATER REVENUE	163,595.59	333,964.39	163,800.00	327,600.00
ADJUSTMENTS WATER	(6,528.09)	(14,806.39)	(3,000.00)	(6,000.00)
ADJUSTMENTS SEWER	.00	.00	.00	.00
WATER PENTALTIES	2,425.17	4,242.66	2,850.00	5,700.00
MISCELLANEOUS SERVICE REVENUE	12,696.48	14,391.35	3,000.00	6,000.00
INVESTIGATION CHARGE	.00	.00	.00	.00
BOYD CO SEWER REVENUE	.00	.00	.00	.00
BOYD CO FISCAL CT PAYROLL TAX	.00	.00	.00	.00
CONNECT & RECONNECT CHARGES	650.00	1,225.00	750.00	1,500.00
INVESTIGATION CHARGE	50.00	100.00	.00	.00
TOTAL OPER REVENUE	\$ 172,889.15	\$ 339,117.01	\$ 167,400.00	\$ 334,800.00
OPERATING EXPENSE				
PURCHASED WATER	85,032.14	180,066.69	60,750.00	121,500.00
SALARIES & WAGES	30,873.81	52,429.71	32,400.00	64,800.00
HEALTH INSURANCE	15,499.22	16,700.51	16,070.00	32,140.00
METERS	.00	.00	1,000.00	2,000.00
MATERIALS AND SUPPLIES OPERAT	777.47	5,241.12	7,500.00	15,000.00
OPERATING EXPENSE NEW CONST	.00	.00	.00	.00
TRANSPORATION EXPENSE	2,078.08	4,481.01	2,500.00	5,000.00
PURCHASED POWER ELECTRIC	4,745.72	9,413.31	4,400.00	8,800.00
INSURANCE	.00	.00	3,000.00	6,000.00
RETIREMENT PLAN EXPENSES	3,483.43	3,483.43	4,000.00	8,000.00
DEPRECIATION EXPENSE	.00	.00	.00	.00
CONTRACTURAL SER ENGINEERING	.00	.00	200.00	400.00
CONTRACTURAL SER ACCOUNTING	.00	.00	1,000.00	2,000.00
CONTACTURAL SER LEGAL	.00	.00	50.00	100.00
CONTRACTURAL SER MANAGEMENT FE	.00	.00	.00	.00
CONTRACTURAL SER OTHER	.00	1,258.98	700.00	1,400.00
TELEPHONE COMMUNICAITON	36.41	639.95	835.00	1,670.00
GAS	391.37	758.08	380.00	760.00
TRAINING	.00	.00	100.00	200.00
ADVERTISING EXPENSE	.00	.00	100.00	200.00
BILLING EXPENSE	2,868.78	3,617.98	1,870.00	3,740.00
RENTAL EQUIPMENT	.00	.00	.00	.00
OTHER EMPLOYER TAX UNEMPLOY	.00	.00	.00	.00
EMPLOYER TX FICA, FEDERAL	2,281.40	3,929.56	2,300.00	4,600.00
COUNTY PAYROLL TAX	.00	.00	.00	.00
ADMINISTRATIVE SALARIES	2,500.00	5,000.00	3,000.00	6,000.00
TAXES OTHER THAN INCOME	.00	.00	.00	.00
ASSESSMENT	.00	.00	300.00	600.00
BOND ISSUANCE COSTS	.00	.00	.00	.00
MISCELLANEOUS EXPENSE	2,076.73	4,909.37	4,100.00	8,200.00
OPERATING EXPENSES	2,014.91	3,711.30	3,500.00	7,000.00
WATER STORAGE TANK REPAIR	.00	.00	.00	.00
WATER PUMPING REPAIR	.00	.00	500.00	1,000.00

BUDGETED

	CURRENT-PERIOD AMOUNT	YEAR-TO-DATE AMOUNT	CURRENT-PERIOD AMOUNT	YEAR-TO-DATE AMOUNT
TOTAL OPERATING EXPENSES \$	154,659.47	\$ 295,641.00	\$ 150,555.00	\$ 301,110.00
NET OPERATING INCOME \$	18,229.68	\$ 43,476.01	\$ 16,845.00	\$ 33,690.00

BUDGETED

	CURRENT-PERIOD AMOUNT	YEAR-TO-DATE AMOUNT	CURRENT-PERIOD AMOUNT	YEAR-TO-DATE AMOUNT
OTHER INCOME (EXPENSE)				
LOSS ABANDONMENT	.00	.00	.00	.00
BAD DEBT EXPENSE	.00	.00	.00	.00
DEPRECIATION EXPENSE	10,000.00	20,000.00	10,000.00	20,000.00
INTEREST & DIVIDEND INCOME	88.53	174.65	1,000.00	2,000.00
GRANT REVENUE	72,511.00	72,511.00	.00	.00
CONTRIBUTION - TAP FEES	.00	1,100.00	5,000.00	10,000.00
CONTRIBUTION - LINE EXTENSIONS	.00	.00	.00	.00
	-----	-----	-----	-----
TOTAL OTHER INCOME	\$ 62,599.53	\$ 53,785.65	\$ (4,000.00)	\$ (8,000.00)
	-----	-----	-----	-----
INCOME BEFORE INT EXP	\$ 80,829.21	\$ 97,261.66	\$ 12,845.00	\$ 25,690.00
INTEREST EXPENSE				
INTEREST	1,486.51	2,978.01	4,000.00	8,000.00
NET INCOME	\$ 79,342.70	\$ 94,283.65	\$ 8,845.00	\$ 17,690.00
	=====	=====	=====	=====

INCOME STATEMENT

BUDGETED

	CURRENT-PERIOD AMOUNT	YEAR-TO-DATE AMOUNT	CURRENT-PERIOD AMOUNT	YEAR-TO-DATE AMOUNT
UTILITY OPERATING INCOME				
OPERATING REVENUE				
SEWER	.00	.00	.00	.00
METERED WATER REVENUE	173,683.89	461,162.21	163,800.00	491,400.00
ADJUSTMENTS WATER	(2,993.64)	(17,800.03)	(3,000.00)	(9,000.00)
ADJUSTMENTS SEWER	.00	.00	.00	.00
WATER PENALTIES	1,941.81	6,194.47	2,850.00	8,550.00
MISCELLANEOUS SERVICE REVENUE	668.91	15,060.26	3,000.00	9,000.00
INVESTIGATION CHARGE	.00	.00	.00	.00
BOYD CO SEWER REVENUE	.00	.00	.00	.00
BOYD CO FISCAL CT PAYROLL TAX	.00	.00	.00	.00
CONNECT & RECONNECT CHARGES	1,030.00	2,255.00	750.00	2,250.00
INVESTIGATION CHARGE	.00	100.00	.00	.00
TOTAL OPER REVENUE	\$ 174,330.97	\$ 466,961.91	\$ 167,400.00	\$ 502,200.00
OPERATING EXPENSE				
PURCHASED WATER	94,382.17	274,448.86	60,750.00	182,250.00
SALARIES & WAGES	44,911.72	3 pay days 97,341.43	32,400.00	97,200.00
HEALTH INSURANCE	43,026.37	2 insurance 59,726.88	16,070.00	48,210.00
METERS	2,539.58	2,539.58	1,000.00	3,000.00
MATERIALS AND SUPPLIES OPERAT	976.01	6,217.13	7,500.00	22,500.00
OPERATING EXPENSE NEW CONST	.00	.00	.00	.00
TRANSPORTATION EXPENSE	3,457.81	7,938.82	2,500.00	7,500.00
PURCHASED POWER ELECTRIC	4,673.48	14,086.79	4,400.00	13,200.00
INSURANCE	.00	.00	3,000.00	9,000.00
RETIREMENT PLAN EXPENSES	4,989.20	8,472.63	4,000.00	12,000.00
DEPRECIATION EXPENSE	.00	.00	.00	.00
CONTRACTURAL SER ENGINEERING	.00	.00	200.00	600.00
CONTRACTURAL SER ACCOUNTING	.00	.00	1,000.00	3,000.00
CONTACTURAL SER LEGAL	.00	.00	50.00	150.00
CONTRACTURAL SER MANAGEMENT FE	.00	.00	.00	.00
CONTRACTURAL SER OTHER	32.50	1,291.48	700.00	2,100.00
TELEPHONE COMMUNICAITON	1,070.96	1,710.91	835.00	2,505.00
GAS	391.11	1,149.19	380.00	1,140.00
TRAINING	.00	.00	100.00	300.00
ADVERTISING EXPENSE	.00	.00	100.00	300.00
BILLING EXPENSE	751.29	4,369.27	1,970.00	5,610.00
RENTAL EQUIPMENT	.00	.00	.00	.00
OTHER EMPLOYER TAX UNEMPLOY	.00	.00	.00	.00
EMPLOYER TX FICA, FEDERAL	3,331.79	7,261.35	2,300.00	6,900.00
COUNTY PAYROLL TAX	.00	.00	.00	.00
ADMINISTRATIVE SALARIES	2,500.00	7,500.00	3,000.00	9,000.00
TAXES OTHER THAN INCOME	.00	.00	.00	.00
ASSESSMENT	.00	.00	300.00	900.00
BOND ISSUANCE COSTS	.00	.00	.00	.00
MISCELLANEOUS EXPENSE	4,616.65	9,526.02	4,100.00	12,300.00
OPERATING EXPENSES	5,115.84	8,827.14	3,500.00	10,500.00
WATER STORAGE TANK REPAIR	.00	.00	.00	.00
WATER PUMPING REPAIR	397.35	397.35	500.00	1,500.00
TOTAL OPERATING EXPENSES	\$ 217,163.83	\$ 512,804.83	\$ 150,555.00	\$ 451,665.00
NET OPERATING INCOME	\$ <42,832.86>	\$ (45,842.92)	\$ 16,845.00	\$ 50,535.00

BUDGETED

	CURRENT-PERIOD AMOUNT	YEAR-TO-DATE AMOUNT	CURRENT-PERIOD AMOUNT	YEAR-TO-DATE AMOUNT
UTILITY OPERATING INCOME				
OPERATING REVENUE				
SEWER	.00	.00	.00	.00
METERED WATER REVENUE	127,197.82	461,162.21	163,800.00	491,400.00
ADJUSTMENTS WATER	(2,993.64)	(17,800.03)	(3,000.00)	(9,000.00)
ADJUSTMENTS SEWER	.00	.00	.00	.00
WATER PENTALITIES	1,941.81	6,194.47	2,850.00	8,550.00
MISCELLANEOUS SERVICE REVENUE	668.91	15,060.26	3,000.00	9,000.00
INVESTIGATION CHARGE	.00	.00	.00	.00
BOYD CO SEWER REVENUE	.00	.00	.00	.00
BOYD CO FISCAL CT PAYROLL TAX	.00	.00	.00	.00
CONNECT & RECONNECT CHARGES	1,030.00	2,255.00	750.00	2,250.00
INVESTIGATION CHARGE	.00	100.00	.00	.00
TOTAL OPER REVENUE	\$ 127,844.90	\$ 466,961.91	\$ 167,400.00	\$ 502,200.00
OPERATING EXPENSE				
PURCHASED WATER	94,382.17	274,448.86	60,750.00	182,250.00
SALARIES & WAGES	44,911.72	97,341.43	32,400.00	97,200.00
HEALTH INSURANCE	43,026.37	59,726.88	16,070.00	48,210.00
METERS	2,539.58	2,539.58	1,000.00	3,000.00
MATERIALS AND SUPPLIES OPERAT	976.01	6,217.13	7,500.00	22,500.00
OPERATING EXPENSE NEW CONST	.00	.00	.00	.00
TRANSPORTATION EXPENSE	3,457.81	7,938.82	2,500.00	7,500.00
PURCHASED POWER ELECTRIC	4,673.48	14,086.79	4,400.00	13,200.00
INSURANCE	.00	.00	3,000.00	9,000.00
RETIREMENT PLAN EXPENSES	4,989.20	8,472.63	4,000.00	12,000.00
DEPRECIATION EXPENSE	.00	.00	.00	.00
CONTRACTURAL SER ENGINEERING	.00	.00	200.00	600.00
CONTRACTURAL SER ACCOUNTING	.00	.00	1,000.00	3,000.00
CONTACTURAL SER LEGAL	.00	.00	50.00	150.00
CONTRACTURAL SER MANAGEMENT FE	.00	.00	.00	.00
CONTRACTURAL SER OTHER	32.50	1,291.48	700.00	2,100.00
TELEPHONE COMMUNICAITON	1,070.96	1,710.91	835.00	2,505.00
GAS	391.11	1,149.19	380.00	1,140.00
TRAINING	.00	.00	100.00	300.00
ADVERTISING EXPENSE	.00	.00	100.00	300.00
BILLING EXPENSE	751.29	4,369.27	1,870.00	5,610.00
RENTAL EQUIPMENT	.00	.00	.00	.00
OTHER EMPLOYER TAX UNEMPLOY	.00	.00	.00	.00
EMPLOYER TX FICA, FEDERAL	3,331.79	7,261.35	2,300.00	6,900.00
COUNTY PAYROLL TAX	.00	.00	.00	.00
ADMINISTRATIVE SALARIES	2,500.00	7,500.00	3,000.00	9,000.00
TAXES OTHER THAN INCOME	.00	.00	.00	.00
ASSESSMENT	.00	.00	300.00	900.00
BOND ISSUANCE COSTS	.00	.00	.00	.00
MISCELLANEOUS EXPENSE	4,616.65	9,526.02	4,100.00	12,300.00
OPERATING EXPENSES	5,115.84	8,827.14	3,500.00	10,500.00
WATER STORAGE TANK REPAIR	.00	.00	.00	.00
WATER PUMPING REPAIR	397.35	397.35	500.00	1,500.00

BUDGETED

	CURRENT-PERIOD AMOUNT	YEAR-TO-DATE AMOUNT	CURRENT-PERIOD AMOUNT	YEAR-TO-DATE AMOUNT
TOTAL OPERATING EXPENSES \$	217,163.83	\$ 512,804.83	\$ 150,555.00	\$ 451,665.00
NET OPERATING INCOME \$	(89,318.93)	\$ (45,842.92)	\$ 16,845.00	\$ 50,535.00

BUDGETED

	CURRENT-PERIOD AMOUNT	YEAR-TO-DATE AMOUNT	CURRENT-PERIOD AMOUNT	YEAR-TO-DATE AMOUNT
OTHER INCOME (EXPENSE)				
LOSS ABANDONMENT	.00	.00	.00	.00
BAD DEBT EXPENSE	.00	.00	.00	.00
DEPRECIATION EXPENSE	10,000.00	30,000.00	10,000.00	30,000.00
INTEREST & DIVIDEND INCOME	94.98	269.63	1,000.00	3,000.00
GRANT REVENUE	12,967.56	85,478.56	.00	.00
CONTRIBUTION - TAP FEES	4,400.00	5,500.00	5,000.00	15,000.00
CONTRIBUTION - LINE EXTENSIONS	.00	.00	.00	.00
TOTAL OTHER INCOME	\$ 7,462.54	\$ 61,248.19	\$ (4,000.00)	\$ (12,000.00)
INCOME BEFORE INT EXP	\$ (81,856.39)	\$ 15,405.27	\$ 12,845.00	\$ 38,535.00
INTEREST EXPENSE				
INTEREST	1,498.22	4,476.23	4,000.00	12,000.00
NET INCOME	\$ (83,354.61)	\$ 10,929.04	\$ 8,845.00	\$ 26,535.00

**CWD
MAY 2010**

05/01/10 TO 05/31/10 UTILITY COLLECTIONS \$163,852.97

05/01/10 TO 05/31/10 DISBURSEMENTS

CHECKS	\$114,054.83	
PAYROLL	17,100.26	
ONLINE	15,979.75	<u>\$147,134.84</u>

DIFFERENCE OF \$ 16,718.13

WE STILL DO NOT HAVE THE NEW ACCOUNTING SOFTWARE UP TO DATE AS OF YET, (WE HAVE TO GO BACK AND PUT IN JANUARY THRU MARCH TOTALS BY INDIVIDUAL ENTRY'S AND IT IS VERY TIME CONSUMING TASK TO MAKE SURE EVERYTHING IS IN THE CORRECT PLACE AND IS COMPABLE TO THE NEW SOFTWARE). WE HOPE TO HAVE IT COMPLETED BY THE NEXT COMMISSIONER'S MEETING.

JUNE 2010

JUNE CASH DRAWER RECEIPTS \$175,243.22

DISBURSEMENTS

ACCOUNTS PAYABLE_	\$138,506.15
PAYROLL	17,095.45
PAYROLL TAXES_	7,346.44
SCHOOL TAX	4,357.08
SALES & USE TAX_	<u>2,660.39</u>
	\$169,965.51

TOTAL DISBURSEMENTS 169,965.51

NET INCOME \$ 5,277.71

JUNE BILLING REGISTER \$173,473.49

CHECKBOOK BALANCES AS OF JUNE 30 ,2010

OPERATION & MAINTENANCE	\$ 16,598.49
WATER REVENUE FUND	144,365.04
BOND & INTEREST SINKING FUND	156,752.00
NEW CUSTOMER DEPOSITS	13,157.00
KIA FUND	62.81

CD BALANCES

		<u>RESTRICTED</u>
BOND & INT SINKING FUND RESERVE	\$101,729.00	(\$65,000.00)
LINE REPLACEMENT & EXTENSION	114,929.00	(\$75,000.00)
DEPRECIATION RESERVE	78,427.00	(\$51,600.00)

JULY 2010

JULY CASH DRAWER RECEIPTS

WATER REVENUE	\$173,778.43
ADJUSTMENTS	(3,144.47)
PENALTIES	2,409.53
CONNECTION TURN ON	
SERVICE INVESTIGATION	<u>25.00</u>

TOTAL RECEIPTS **\$173,918.49**

DISBURSEMENTS

ACCOUNTS PAYABLE,	\$173,541.56
PAYROLL	18,240.28
PAYROLL TAXES,	7,687.41
SCHOOL TAX	4,312.70
SALES & USE TAX,	2,418.51
ENEMPLOYMENT TAX	134.03

TOTAL DISBURSEMENTS **206,334.49**

LOSS **\$ 32,416.00**

JUNE BILLING REGISTER **\$187,057.68**

CHECKBOOK BALANCES AS OF JULY 31, 2010

OPERATION & MAINTENANCE	\$ 14,179.29
WATER REVENUE FUND	126,421.42
BOND & INTEREST SINKING FUND	154,307.04
NEW CUSTOMER DEPOSITS	14,009.84
KIA FUND	63.59

CD BALANCES

		<u>RESTRICTED</u>
BOND & INT SINKING FUND RESERVE	\$101,729.00	(\$65,000.00)
LINE REPLACEMENT & EXTENSION	78,209.00	(\$75,000.00)
DEPRECIATION RESERVE	78,427.00	(\$51,600.00)

Cannonsburg Water District
 Income Statement
 Reporting 8/1/2010 To 8/31/2010

	Period Activity	End Balance
INCOME		
Metered Sales to Residential	203,332.07	1,178,124.82
Metered Sales to Commercial	0.00	63,423.55
Schools, Churches, Others	0.00	111,955.91
Bulk Water Sales	30.00	84.00
Adjustments Water	1,379.66	-16,219.41
Water Penalties	0.00	6,184.47
Miscellaneous Service Revenue	11,296.77 ?	48,229.27
Connect & Reconnect Charges	1,026.15	6,232.32
Investigation Charge	0.00	175.00
Grant Revenue	0.00	105,904.82
	-----	-----
TOTAL INCOME	217,064.65	1,504,094.75
EXPENSES		
Interest on Long Term Debt	1,477.00	14,236.23
Administrative Salaries	2,500.00	20,000.00
Ashland Purchased Water	83,280.96	583,414.31
Big Sandy Purchased Water	611.05	2,742.64
Electric Operation	4,430.64	32,609.45
Purchased Power Office & Shop	496.15	3,733.69
Cell Phones	504.78	4,943.08
Pagers & Radio & Monitoring	36.41	292.42
Gas - Operation	29.55	236.58
Gas Office & Shop	52.41	1,609.91
Meters	0.00	2,834.09
Materials and Supplies Operat	15,926.40	48,089.58
Office Wages	7,104.00	56,781.12
Contractural Ser Accounting	0.00	7,840.00
Contractural Ser Other	460.00	1,788.38
Operational Labor Salary	21,541.28	186,985.77
Auto Fuel Expense	2,236.14	11,960.51
Auto Parts, Labor, Repair	3,763.10	11,204.41
Insurance General Liability	229.05	13,580.20
Insurance Workers Comp	0.00	9,639.63
Insurance Health	39,255.72	152,529.52
Dental Insurance	637.80	4,464.60
Disability Insurance	578.31	4,007.31
Copier Lease Expense	347.69	2,781.52
Misc Office Supplies	4.95	402.95
Miscellaneous - General	3,857.03	23,741.17
Meters, Setters, Boxes, Lids	9,267.30	16,270.95
Pipe	1,300.00	2,065.00
Miscellaneous Operating Expens	2,179.86	13,266.98
Small Tool Expense	0.00	1,328.80
Backhoe Fuel	726.85	2,030.22
Backhoe Parts, Repair, Labor	0.00	902.00
Permit Cost	0.00	185.00
Postage Billing	764.75	6,742.39
Water Testing	0.00	3,780.00
Water Pumping Repair	0.00	647.35
Depreciation Expense	10,000.00	80,000.00
	-----	-----
TOTAL EXPENSES	213,599.18	1,329,667.76
	-----	-----
TOTAL INCOME	217,064.65	1,504,094.75
	-----	-----
TOTAL INCOME LESS EXPENSES	3,465.47	174,426.99

**Cannonsburg Water District
Income Statement
Reporting 8/1/2010 To 8/31/2010**

	Period Activity	End Balance
INCOME		
Metered Sales to Residential	203,332.07	1,178,124.82
Metered Sales to Commercial	0.00	63,423.55
Schools, Churches, Others	0.00	111,955.91
Bulk Water Sales	30.00	84.00
Adjustments Water	1,379.66	-16,219.41
Water Penalties	0.00	6,184.47
Miscellaneous Service Revenue	11,296.77	48,229.27
Connect & Reconnect Charges	1,026.15	6,232.32
Investigation Charge	0.00	175.00
Grant Revenue	0.00	105,904.82
	-----	-----
TOTAL INCOME	217,064.65	1,504,094.75
EXPENSES		
Interest on Long Term Debt	1,477.00	14,236.23
Administrative Salaries	2,500.00	20,000.00
Ashland Purchased Water	83,280.96	583,414.31
Big Sandy Purchased Water	611.05	2,742.64
Electric Operation	4,430.64	32,609.45
Purchased Power Office & Shop	496.15	3,733.69
Cell Phones	504.78	4,943.08
Pagers & Radio & Monitoring	36.41	292.42
Gas - Operation	29.55	236.58
Gas Office & Shop	52.41	1,609.91
Meters	0.00	2,834.09
Materials and Supplies Operat	15,926.40	48,089.58
Office Wages	7,104.00	56,781.12
Contractual Ser Accounting	0.00	7,840.00
Contractual Ser Other	460.00	1,788.38
Operational Labor Salary	21,541.28	186,985.77
Auto Fuel Expense	2,236.14	11,960.51
Auto Parts, Labor, Repair	3,763.10	11,204.41
Insurance General Liability	229.05	13,580.20
Insurance Workers Comp	0.00	9,639.63
Insurance Health	39,255.72	152,529.52
Dental Insurance	637.80	4,464.60
Disability Insurance	578.31	4,007.31
Copier Lease Expense	347.69	2,781.52
Misc Office Supplies	4.95	402.95
Miscellaneous - General	3,857.03	23,741.17
Meters, Setters, Boxes, Lids	9,267.30	16,270.95
Pipe	1,300.00	2,065.00
Miscellaneous Operating Expens	2,179.86	13,266.98
Small Tool Expense	0.00	1,328.80
Backhoe Fuel	726.85	2,030.22
Backhoe Parts, Repair, Labor	0.00	902.00
Permit Cost	0.00	185.00

Cannonsburg Water District
Income Statement
Reporting 8/1/2010 To 8/31/2010

	Period Activity	End Balance
Postage Billing	764.75	6,742.39
Water Testing	0.00	3,780.00
Water Pumping Repair	0.00	647.35
Depreciation Expense	10,000.00	80,000.00
	-----	-----
TOTAL EXPENSES	213,599.18	1,329,667.76
	-----	-----
TOTAL INCOME	217,064.65	1,504,094.75
TOTAL INCOME LESS EXPENSES	3,465.47	174,426.99
	=====	=====

Cannonsburg Water District
Income Statement
Reporting 10/1/2010 To 10/31/2010

	Period Activity	End Balance
INCOME		
Metered Sales to Residential	171,054.81	1,519,328.88
Metered Sales to Commercial	0.00	63,423.55
Schools, Churches, Others	0.00	111,955.91
Bulk Water Sales	3.00	87.00
Adjustments Water	3,457.22	-26,805.52
Water Penalties	2,199.46	21,281.46
Miscellaneous Service Revenue	2,156.58	51,204.86
Connect & Reconnect Charges	850.00	7,782.32
Investigation Charge	0.00	175.00
Grant Revenue	0.00	105,904.82
	-----	-----
TOTAL INCOME	179,721.07	1,854,338.28
EXPENSES		
Interest on Long Term Debt	1,477.00	17,190.23
Administrative Salaries	2,500.00	25,000.00
Ashland Purchased Water	88,372.62	767,101.52
Big Sandy Purchased Water	1,103.32	4,974.18
Electric Operation	3,889.74	40,691.69
Purchased Power Office & Shop	413.05	4,652.69
Cell Phones	507.00	5,960.42
Pagers & Radio & Monitoring	36.41	365.24
Gas - Operation	0.00	236.58
Gas Office & Shop	0.00	1,609.91
Meters	0.00	2,834.09
Materials and Supplies Operat	8,454.74	61,547.75
Office Wages	7,104.00	74,613.43
Contractural Ser Accounting	0.00	7,840.00
Contractural Ser Other	0.00	2,353.38
Operational Labor Salary	21,685.73	242,468.25
Auto Fuel Expense	3,432.31	15,947.63
Auto Parts, Labor, Repair	1,110.67	12,325.25
Insurance General Liability	0.00	13,580.20
Insurance Workers Comp	0.00	9,639.63
Insurance Health	21,480.26	193,415.68
Dental Insurance	1,275.60	6,378.00
Disability Insurance	1,272.77	5,858.39
Copier Lease Expense	347.69	3,476.90
Misc Office Supplies	0.00	402.95
Miscellaneous - General	4,991.78	31,162.94
Computer Expenses	2,500.00	2,500.00
Meters, Setters, Boxes, Lids	1,545.19	18,628.14
Pipe	0.00	2,065.00
Miscellaneous Operating Expens	4,017.73	18,608.15
Small Tool Expense	0.00	1,328.80
Backhoe Fuel	350.33	2,380.55
Backhoe Parts, Repair, Labor	0.00	902.00
Permit Cost	0.00	185.00
Postage Billing	773.72	8,285.98
Water Testing	2,120.00	7,760.00
Water Pumping Repair	0.00	647.35
Depreciation Expense	0.00	90,000.00
	-----	-----
TOTAL EXPENSES	180,761.66	1,704,917.90
	-----	-----
TOTAL INCOME	179,721.07	1,854,338.28
	-----	-----
TOTAL INCOME LESS EXPENSES	-1,040.59	149,420.38
	=====	=====

Cannonsburg Water District
Income Statement
Reporting 10/1/2010 To 10/31/2010

	Period Activity	End Balance
INCOME		
Metered Sales to Residential	171,054.81	1,519,328.88
Metered Sales to Commercial	0.00	63,423.55
Schools, Churches, Others	0.00	111,955.91
Bulk Water Sales	3.00	87.00
Adjustments Water	3,457.22	-26,805.52
Water Penalties	2,199.46	21,281.46
Miscellaneous Service Revenue	2,156.58	51,204.86
Connect & Reconnect Charges	850.00	7,782.32
Investigation Charge	0.00	175.00
Grant Revenue	0.00	105,904.82
	-----	-----
TOTAL INCOME	179,721.07	1,854,338.28
EXPENSES		
Interest on Long Term Debt	1,477.00	17,190.23
Administrative Salaries	2,500.00	25,000.00
Ashland Purchased Water	88,372.62	767,101.52
Big Sandy Purchased Water	1,103.32	4,974.18
Electric Operation	3,889.74	40,691.69
Purchased Power Office & Shop	413.05	4,652.69
Cell Phones	507.00	5,960.42
Pagers & Radio & Monitoring	36.41	365.24
Gas - Operation	0.00	236.58
Gas Office & Shop	0.00	1,609.91
Meters	0.00	2,834.09
Materials and Supplies Operat	8,454.74	61,547.75
Office Wages	7,104.00	74,613.43
Contractural Ser Accounting	0.00	7,840.00
Contractural Ser Other	0.00	2,353.38
Operational Labor Salary	21,685.73	242,468.25
Auto Fuel Expense	3,432.31	15,947.63
Auto Parts, Labor, Repair	1,110.67	12,325.25
Insurance General Liability	0.00	13,580.20
Insurance Workers Comp	0.00	9,639.63
Insurance Health	21,480.26	193,415.68
Dental Insurance	1,275.60	6,378.00
Disability Insurance	1,272.77	5,858.39
Copier Lease Expense	347.69	3,476.90
Misc Office Supplies	0.00	402.95
Miscellaneous - General	4,991.78	31,162.94
Computer Expenses	2,500.00	2,500.00
Meters, Setters, Boxes, Lids	1,545.19	18,628.14
Pipe	0.00	2,065.00
Miscellaneous Operating Expens	4,017.73	18,608.15
Small Tool Expense	0.00	1,328.80
Backhoe Fuel	350.33	2,380.55
Backhoe Parts, Repair, Labor	0.00	902.00

Cannonsburg Water District
Income Statement
Reporting 10/1/2010 To 10/31/2010

	Period Activity	End Balance
Permit Cost	0.00	185.00
Postage Billing	773.72	8,285.98
Water Testing	2,120.00	7,760.00
Water Pumping Repair	0.00	647.35
Depreciation Expense	0.00	90,000.00
	-----	-----
TOTAL EXPENSES	180,761.66	1,704,917.90
	-----	-----
TOTAL INCOME	179,721.07	1,854,338.28
TOTAL INCOME LESS EXPENSES	-1,040.59	149,420.38
	=====	=====

Cannonsburg Water District
 Income Statement
 Reporting 11/1/2010 To 11/30/2010

	Period Activity	End Balance
INCOME		
Interest & Dividend Income	70.79	758.60
Metered Sales to Residential	175,901.16	1,695,230.04
Metered Sales to Commercial	0.00	63,423.55
Schools, Churches, Others	0.00	111,955.91
Bulk Water Sales	0.00	87.00
Adjustments Water	<3,220.80>	-23,584.72
Water Penalties	2,082.53	23,363.99
Miscellaneous Service Revenue	2,082.17	53,287.03
Connect & Reconnect Charges	600.00	8,382.32
Investigation Charge	0.00	175.00
Grant Revenue	0.00	105,904.82
TOTAL INCOME	180,736.65	2,038,983.54
EXPENSES		
Retirement Plan Expenses	4,874.10	51,145.67
Interest on Long Term Debt	1,477.00	18,667.23
Administrative Salaries	2,500.00	27,500.00
Ashland Purchased Water	84,414.96	851,516.48
Big Sandy Purchased Water	1,138.43	6,112.61
Electric Operation	2,870.80	43,562.49
Purchased Power Office & Shop	267.93	4,920.62
Cell Phones	0.00	5,960.42
Pagers & Radio & Monitoring	36.41	401.65
Gas - Operation	35.10	271.68
Gas Office & Shop	85.67	1,695.58
Meters	0.00	2,834.09
Materials and Supplies Operat	4,556.84	66,104.59
Office Wages	7,085.60	81,699.03
Contractural Ser Accounting	0.00	7,840.00
Contractural Ser Other	0.00	2,353.38
Operational Labor Salary	22,102.35	264,570.60
Auto Fuel Expense	521.68	16,469.31
Auto Parts, Labor, Repair	1,220.00	13,545.25
Insurance General Liability	1,022.00	14,602.20
Insurance Workers Comp	0.00	9,639.63
Insurance Health	19,422.75	212,838.43
Dental Insurance	0.00	6,378.00
Disability Insurance	0.00	5,858.39
Copier Lease Expense	347.69	3,824.59
Misc Office Supplies	0.00	402.95
Miscellaneous - General	1,627.68	32,790.62
Computer Expenses	0.00	2,500.00
Meters, Setters, Boxes, Lids	8,700.00	27,328.14
Pipe	0.00	2,065.00
Miscellaneous Operating Expens	1,561.30	20,169.45
Small Tool Expense	0.00	1,328.80
Backhoe Fuel	400.86	2,781.41
Backhoe Parts, Repair, Labor	0.00	902.00
Permit Cost	0.00	185.00
Postage Billing	774.37	9,060.35
Water Testing	0.00	7,760.00
Water Pumping Repair	0.00	647.35
Depreciation Expense	10,000.00	100,000.00
TOTAL EXPENSES	177,043.52	1,928,232.99
TOTAL INCOME	180,736.65	2,038,983.54
TOTAL INCOME LESS EXPENSES	3,693.13	110,750.55

Monthly Water Use Report

Water Utility: **Cannonsburg Water District**

For the Month of: **January**

Year: **2010**

LINE #	ITEM	GALLONS (Omit 000's)	%
1	WATER PRODUCED or PURCHASED		
2	Water Produced	0	0%
3	Water Purchased	42924600	100%
4	TOTAL PRODUCED AND PURCHASED	42924600	

WATER SOLD			
5	Residential	13848200	45%
6	Commercial	3475500	11%
7	Industrial, Church, Schools, and Others	13389700	44%
8	Bulk Loading Stations	0	0%
9	Wholesale	0	0%
10	Other Sales (explain) _____	0	0%
11	TOTAL WATER SOLD	30713400	72%
12	TOTAL WATER NOT SOLD	12211200	28%

BREAKDOWN OF UNSOLD WATER USED			
13	Utility and/or Water Treatment Plant	25000	0%
14	Wastewater Plant	0	0%
15	System Flushing	0	0%
16	Fire Department	0	0%
17	Other (explain) _____	0	0%
TOTAL UNSOLD WATER USED		25000	0%

BREAKDOWN OF WATER LOST			
18	Tank Overflows	0	0%
19	Line Breaks	300000	1%
20	Meter Loss @ 2% as per PSC	856300	2%
TOTAL WATER LOST		1156300	3%

"OTHER LOSS" FLOW RATE CALCULATION:			
21		"Other Loss"	856300
22		% "Other Loss"	2%
23		Number of Days in Period	
24		"Other Loss" per Day (1,000's gallons per Day)	#DIV/0!
25		"Other Loss" per Minute (GPM)	#DIV/0!



This form approved by: EPPC/DEP/DOW, KY PSC, KRWA

Monthly Water Use Report

Water Utility: Cannonsburg Water District

For the Month of: February

Year: 2010

LINE #	ITEM	GALLONS (Omit 000's)	%
1	WATER PRODUCED or PURCHASED		
2	Water Produced	0	0%
3	Water Purchased	49797000	100%
4	TOTAL PRODUCED AND PURCHASED	49797000	
<hr/>			
WATER SOLD			
5	Residential	13848200	45%
6	Commercial	3475500	11%
7	Industrial, Churches, Schools, & Other	13389700	44%
8	Bulk Loading Stations	1000	0%
9	Wholesale	0	0%
10	Other Sales (explain) _____	0	0%
11	TOTAL WATER SOLD	30714400	62%
12	TOTAL WATER NOT SOLD	19082600	38%
<hr/>			
BREAKDOWN OF UNSOLD WATER USED			
13	Utility and/or Water Treatment Plant	25000	0%
14	Wastewater Plant	0	0%
15	System Flushing	0	0%
16	Fire Department	0	0%
17	Other (explain) _____	0	0%
TOTAL UNSOLD WATER USED		25000	0%
<hr/>			
BREAKDOWN OF WATER LOST			
18	Tank Overflows	0	0%
19	Line Breaks	250000	1%
20	Meter Loss @ 2% as per PSC	995940	2%
TOTAL WATER LOST		1245940	3%

"OTHER LOSS" FLOW RATE CALCULATION:		
21	"Other Loss"	995940
22	% "Other Loss"	2%
23	Number of Days in Period	
24	"Other Loss" per Day (1,000's gallons per Day)	#DIV/0!
25	"Other Loss" per Minute (GPM)	#DIV/0!



Monthly Water Use Report

Water Utility: Cannonsburg Water District

For the Month of: March Year: 2010

LINE #	ITEM	GALLONS (Omit 000's)	%
1	WATER PRODUCED or PURCHASED		
2	Water Produced	0	0%
3	Water Purchased	41994200	100%
4	TOTAL PRODUCED AND PURCHASED	41994200	
<hr/>			
WATER SOLD			
5	Residential	8786900	40%
6	Commercial	2729200	13%
7	Industrial, Church, Schools, and Others	10297600	47%
8	Bulk Loading Stations	0	0%
9	Wholesale	0	0%
10	Other Sales (explain) _____	0	0%
11	TOTAL WATER SOLD	21813700	52%
12	TOTAL WATER NOT SOLD	20180500	48%
<hr/>			
BREAKDOWN OF UNSOLD WATER USED			
13	Utility and/or Water Treatment Plant	25000	0%
14	Wastewater Plant	0	0%
15	System Flushing	345000	1%
16	Fire Department	0	0%
17	Other (explain) _____	0	0%
TOTAL UNSOLD WATER USED		370000	1%
<hr/>			
BREAKDOWN OF WATER LOST			
18	Tank Overflows	0	0%
19	Line Breaks	1298000	3%
20	Meter Loss @ 2% as per PSC	839884	2%
TOTAL WATER LOST		2137884	5%

"OTHER LOSS" FLOW RATE CALCULATION:		
21	"Other Loss"	839884
22	% "Other Loss"	2%
23	Number of Days in Period	
24	"Other Loss" per Day (1,000's gallons per Day)	#DIV/0!
25	"Other Loss" per Minute (GPM)	#DIV/0!



Monthly Water Use Report

Water Utility: Cannonsburg Water District

For the Month of: April

Year:

2010

LINE #	ITEM	GALLONS (Omit 000's)	%
1	WATER PRODUCED or PURCHASED		
2	Water Produced	0	0%
3	Water Purchased	47108400	100%
4	TOTAL PRODUCED AND PURCHASED	47108400	
<hr/>			
	WATER SOLD		
5	Residential	12425700	42%
6	Commercial	4217200	14%
7	Industrial, Churches, Schools, & Others	13183900	44%
8	Bulk Loading Stations	5500	0%
9	Wholesale	0	0%
10	Other Sales (explain) _____	0	0%
11	TOTAL WATER SOLD	29832300	63%
12	TOTAL WATER NOT SOLD	17276100	37%
<hr/>			
	BREAKDOWN OF UNSOLD WATER USED		
13	Utility and/or Water Treatment Plant	25000	0%
14	Wastewater Plant	0	0%
15	System Flushing	0	0%
16	Fire Department	3000	0%
17	Other (explain) _____	0	0%
	TOTAL UNSOLD WATER USED	28000	0%
<hr/>			
	BREAKDOWN OF WATER LOST		
18	Tank Overflows	0	0%
19	Line Breaks	3110000	7%
20	Meter Loss @ 2% as per PSC	822168	2%
	TOTAL WATER LOST	3932168	8%

"OTHER LOSS" FLOW RATE CALCULATION:

21	"Other Loss"	822168
22	% "Other Loss"	2%
23	Number of Days in Period	
24	"Other Loss" per Day (1,000's gallons per Day)	#DIV/0!
25	"Other Loss" per Minute (GPM)	#DIV/0!



Monthly Water Use Report

Water Utility: Cannonsburg Water District

For the Month of: May

Year:

2010

LINE #	ITEM	GALLONS (Omit 000's)	%
1	WATER PRODUCED or PURCHASED		
2	Water Produced		0%
3	Water Purchased	39795100	100%
4	TOTAL PRODUCED AND PURCHASED	39795100	
<hr/>			
	WATER SOLD		
5	Residential	14429100	45%
6	Commercial	3952800	12%
7	Industrial, Churches, School, & Other	13666000	43%
8	Bulk Loading Stations	27550	0%
9	Wholesale	0	0%
10	Other Sales (explain) _____	0	0%
11	TOTAL WATER SOLD	32075450	81%
12	TOTAL WATER NOT SOLD	7719650	19%
<hr/>			
	BREAKDOWN OF UNSOLD WATER USED		
13	Utility and/or Water Treatment Plant	20000	0%
14	Wastewater Plant	0	0%
15	System Flushing	0	0%
16	Fire Department	25000	0%
17	Other (explain) _____	0	0%
	TOTAL UNSOLD WATER USED	45000	0%
<hr/>			
	BREAKDOWN OF WATER LOST		
18	Tank Overflows	0	0%
19	Line Breaks	501000	1%
20	Meter Loss @ 2% as per PSC	641509	2%
	TOTAL WATER LOST	1142509	3%

"OTHER LOSS" FLOW RATE CALCULATION:		
21	"Other Loss"	641509
22	% "Other Loss"	2%
23	Number of Days in Period	
24	"Other Loss" per Day (1,000's gallons per Day)	#DIV/0!
25	"Other Loss" per Minute (GPM)	#DIV/0!



Monthly Water Use Report

Water Utility: Cannonsburg Water District

For the Month of: June

Year: 2010

LINE #	ITEM	GALLONS (Omit 000's)	%
1	WATER PRODUCED or PURCHASED		
2	Water Produced	0	0%
3	Water Purchased	47677410	100%
4	TOTAL PRODUCED AND PURCHASED	47677410	

WATER SOLD			
5	Residential	14648300	37%
6	Commercial	4574700	12%
7	Industrial, Churches, Schools, & Others	17374400	44%
8	Bulk Loading Stations	3090000	8%
9	Wholesale	0	0%
10	Other Sales (explain) _____	0	0%
11	TOTAL WATER SOLD	39687400	83%
12	TOTAL WATER NOT SOLD	7990010	17%

BREAKDOWN OF UNSOLD WATER USED			
13	Utility and/or Water Treatment Plant	25000	0%
14	Wastewater Plant	0	0%
15	System Flushing	0	0%
16	Fire Department	34900	0%
17	Other (explain) _____	0	0%
TOTAL UNSOLD WATER USED		59900	0%

BREAKDOWN OF WATER LOST			
18	Tank Overflows	0	0%
19	Line Breaks	2683000	6%
20	Meter Los@ 2% as per PSC	953542	2%
TOTAL WATER LOST		3636542	8%

"OTHER LOSS" FLOW RATE CALCULATION:

21		"Other Loss"	953542
22		% "Other Loss"	2%
23		Number of Days in Period	
24		"Other Loss" per Day (1,000's gallons per Day)	#DIV/0!
25		"Other Loss" per Minute (GPM)	#DIV/0!



Monthly Water Use Report

Water Utility: Cannonsburg Water District

For the Month of: July

Year:

2010

LINE #	ITEM	GALLONS (Omit 000's)	%
1	WATER PRODUCED or PURCHASED		
2	Water Produced	0	0%
3	Water Purchased	44474035	100%
4	TOTAL PRODUCED AND PURCHASED	44474035	
<hr/>			
	WATER SOLD		
5	Residential	14648300	40%
6	Commercial	4574700	12%
7	Industrial, Churches, Schools, and Others	17374400	47%
8	Bulk Loading Stations	15800	0%
9	Wholesale	0	0%
10	Other Sales (explain) _____	0	0%
11	TOTAL WATER SOLD	36613200	82%
12	TOTAL WATER NOT SOLD	7860835	18%
<hr/>			
	BREAKDOWN OF UNSOLD WATER USED		
13	Utility and/or Water Treatment Plant	25000	0%
14	Wastewater Plant	0	0%
15	System Flushing	0	0%
16	Fire Department	3000	0%
17	Other (explain) _____	0	0%
	TOTAL UNSOLD WATER USED	28000	0%
<hr/>			
	BREAKDOWN OF WATER LOST		
18	Tank Overflows	0	0%
19	Line Breaks	975600	2%
20	Meter Loss @ 2% as per PSC	889480	2%
	TOTAL WATER LOST	1865080	4%

"OTHER LOSS" FLOW RATE CALCULATION:		
21	"Other Loss"	889480
22	% "Other Loss"	2%
23	Number of Days in Period	
24	"Other Loss" per Day (1,000's gallons per Day)	#DIV/0!
25	"Other Loss" per Minute (GPM)	#DIV/0!



This form approved by: EPPC/DEP/DOW, KY PSC, KRWA

Monthly Water Use Report

Water Utility: Cannonsburg Water District

For the Month of: August

Year: 2010

LINE #	ITEM	GALLONS (Omit 000's)	%
1	WATER PRODUCED or PURCHASED		
2	Water Produced	0	0%
3	Water Purchased	50874100	100%
4	TOTAL PRODUCED AND PURCHASED	50874100	
<hr/>			
	WATER SOLD		
5	Residential	16439700	41%
6	Commercial	4988000	12%
7	Industrial, Churches, Schools, and Others	18979500	47%
8	Bulk Loading Stations	32350	0%
9	Wholesale	0	0%
10	Other Sales (explain) _____	0	0%
11	TOTAL WATER SOLD	40439550	79%
12	TOTAL WATER NOT SOLD	10434550	21%
<hr/>			
	BREAKDOWN OF UNSOLD WATER USED		
13	Utility and/or Water Treatment Plant	25000	0%
14	Wastewater Plant	0	0%
15	System Flushing	300000	1%
16	Fire Department	75000	0%
17	Other (explain) _____	0	0%
	TOTAL UNSOLD WATER USED	400000	1%
<hr/>			
	BREAKDOWN OF WATER LOST		
18	Tank Overflows	0	0%
19	Line Breaks	1315000	3%
20	Meter Loss @ 2% as per PSC	1017482	2%
	TOTAL WATER LOST	2332482	5%

"OTHER LOSS" FLOW RATE CALCULATION:		
21	"Other Loss"	1017482
22	% "Other Loss"	2%
23	Number of Days in Period	
24	"Other Loss" per Day (1,000's gallons per Day)	#DIV/0!
25	"Other Loss" per Minute (GPM)	#DIV/0!



This form approved by: EPPC/DEP/DOW, KY PSC, KRWA

Monthly Water Use Report

Water Utility: Cannonsburg Water District

For the Month of: September

Year: 2010

LINE #	ITEM	GALLONS (Omit 000's)	%
1	WATER PRODUCED or PURCHASED		
2	Water Produced	0	0%
3	Water Purchased	47215200	100%
4	TOTAL PRODUCED AND PURCHASED	47215200	
<hr/>			
WATER SOLD			
5	Residential	13566500	42%
6	Commercial	4238100	13%
7	Industrial, Churches, Schools, & Other	14364800	45%
8	Bulk Loading Stations	25700	0%
9	Wholesale	0	0%
10	Other Sales (explain)		0%
11	TOTAL WATER SOLD	32195100	68%
12	TOTAL WATER NOT SOLD	15020100	32%
<hr/>			
BREAKDOWN OF UNSOLD WATER USED			
13	Utility and/or Water Treatment Plant	25000	0%
14	Wastewater Plant	0	0%
15	System Flushing	0	0%
16	Fire Department	75000	0%
17	Other (explain)	0	0%
TOTAL UNSOLD WATER USED		100000	0%
<hr/>			
BREAKDOWN OF WATER LOST			
18	Tank Overflows	0	0%
19	Line Breaks	15000	0%
20	Meter Loss @ 2% as per PSC	935160	2%
TOTAL WATER LOST		950160	2%

"OTHER LOSS" FLOW RATE CALCULATION:			
21	"Other Loss"	935160	
22	% "Other Loss"	2%	
23	Number of Days in Period		
24	"Other Loss" per Day (1,000's gallons per Day)	#DIV/0!	
25	"Other Loss" per Minute (GPM)	#DIV/0!	



Monthly Water Use Report

Water Utility: Cannonsburg Water District

For the Month of: October

Year:

2010

LINE #	ITEM	GALLONS (Omit 000's)	%
1	WATER PRODUCED or PURCHASED		
2	Water Produced	0	0%
3	Water Purchased	44839200	100%
4	TOTAL PRODUCED AND PURCHASED	44839200	
<hr/>			
	WATER SOLD		
5	Residential	13207900	40%
6	Commercial	4066700	12%
7	Industrial, Churches, Schools, & Other	15816600	48%
8	Bulk Loading Stations	26980	0%
9	Wholesale	0	0%
10	Other Sales (explain) _____	0	0%
11	TOTAL WATER SOLD	33118180	74%
12	TOTAL WATER NOT SOLD	11721020	26%
<hr/>			
	BREAKDOWN OF UNSOLD WATER USED		
13	Utility and/or Water Treatment Plant	25000	0%
14	Wastewater Plant	0	0%
15	System Flushing	0	0%
16	Fire Department	2300	0%
17	Other (explain) _____	0	0%
	TOTAL UNSOLD WATER USED	27300	0%
<hr/>			
	BREAKDOWN OF WATER LOST		
18	Tank Overflows	0	0%
19	Line Breaks	288000	1%
20	Meter Loss @ 2% as per PSC	896784	2%
	TOTAL WATER LOST	1184784	3%

"OTHER LOSS" FLOW RATE CALCULATION:		
21	"Other Loss"	896784
22	% "Other Loss"	2%
23	Number of Days in Period	
24	"Other Loss" per Day (1,000's gallons per Day)	#DIV/0!
25	"Other Loss" per Minute (GPM)	#DIV/0!



Monthly Water Use Report

Water Utility: Cannonsburg Water District

For the Month of: November

Year: 2010

LINE #	ITEM	GALLONS (Omit 000's)	%
1	WATER PRODUCED or PURCHASED		
2	Water Produced	0	0%
3	Water Purchased	38615400	100%
4	TOTAL PRODUCED AND PURCHASED	38615400	

WATER SOLD			
5	Residential	13780300	41%
6	Commercial	4663000	14%
7	Industrial, Church, Schools, & Other	15172600	45%
8	Bulk Loading Stations	12550	0%
9	Wholesale	0	0%
10	Other Sales (explain) _____	0	0%
11	TOTAL WATER SOLD	33628450	87%
12	TOTAL WATER NOT SOLD	4986950	13%

BREAKDOWN OF UNSOLD WATER USED			
13	Utility and/or Water Treatment Plant	25000	0%
14	Wastewater Plant	0	0%
15	System Flushing	0	0%
16	Fire Department	3500	0%
17	Other (explain) _____	0	0%
TOTAL UNSOLD WATER USED		28500	0%

BREAKDOWN OF WATER LOST			
18	Tank Overflows	0	0%
19	Line Breaks	960000	2%
20	Meter Loss @ 2% as PSC	772308	2%
TOTAL WATER LOST		1732308	4%

"OTHER LOSS" FLOW RATE CALCULATION:

21	"Other Loss"	772308
22	% "Other Loss"	2%
23	Number of Days in Period	
24	"Other Loss" per Day (1,000's gallons per Day)	#DIV/0!
25	"Other Loss" per Minute (GPM)	#DIV/0!



Monthly Water Use Report

Water Utility: Cannonsburg Water District

For the Month of: December Year: 2010

LINE #	ITEM	GALLONS (Omit 000's)	%
1	WATER PRODUCED or PURCHASED		
2	Water Produced	0	0%
3	Water Purchased	43118800	100%
4	TOTAL PRODUCED AND PURCHASED	43118800	
WATER SOLD			
5	Residential	12588700	42%
6	Commercial	3455900	12%
7	Industrial, Church, School, & Other	13705900	46%
8	Bulk Loading Stations	3500	0%
9	Wholesale	0	0%
10	Other Sales (explain) _____	0	0%
11	TOTAL WATER SOLD	29754000	69%
12	TOTAL WATER NOT SOLD	13364800	31%
BREAKDOWN OF UNSOLD WATER USED			
13	Utility and/or Water Treatment Plant	25000	0%
14	Wastewater Plant	0	0%
15	System Flushing	0	0%
16	Fire Department	45000	0%
17	Other (explain) _____	0	0%
TOTAL UNSOLD WATER USED		70000	0%
BREAKDOWN OF WATER LOST			
18	Tank Overflows	0	0%
19	Line Breaks	1000000	2%
20	Meter Loss @ 2% as per PSC	862376	2%
TOTAL WATER LOST		1862376	4%

"OTHER LOSS" FLOW RATE CALCULATION:		
21	"Other Loss"	862376
22	% "Other Loss"	2%
23	Number of Days in Period	
24	"Other Loss" per Day (1,000's gallons per Day)	#DIV/0!
25	"Other Loss" per Minute (GPM)	#DIV/0!



CANNONBURG WATER DISTRICT
 ADJUSTMENT REPORT FOR 1/1/2010 TO 1/29/2010
 SORTED BY TRANSACTION TYPE

TRANDATE	ACCOUNT	NAME	TYP	DEBIT	CREDIT	REFERENCE	BY
1/25/2010	100543	WOODS, ADAM	DEB	60.00		STOP PAYME	1
		DEB TYPE TOTAL		60.00	0.00	60.00	
1/22/2010	102726	(F)SHEPHERD, DOROT	DPA		-33.46	DEPOSIT AP	1
1/12/2010	104096	(F)BLANKENBECKLER,	DPA		-33.46	DEPOSIT AP	1
1/26/2010	104401	(F)RAIMONDO, LISA	DPA		-50.01	DEPOSIT AP	1
		DPA TYPE TOTAL		0.00	-116.93	-116.93	
1/22/2010	102726	(F)SHEPHERD, DOROT	DPR		-16.55	REFUND DUE	1
1/13/2010	103778	(I)ARCHER, GARY	DPR	16.58		REFD DEP C	1
1/12/2010	104096	(F)BLANKENBECKLER,	DPR		-16.65	REFUND DUE	1
		DPR TYPE TOTAL		16.58	-33.20	-16.62	
1/25/2010	100220	WELLMAN, JOHN R	LEK		-45.61	LEAK	1
1/25/2010	100829	ELKINS, ROGER	LEK		-31.17	LEAK COMMO	1
1/29/2010	101063	MAY, CHARLES D	LEK		-28.86	LEAK UNDER	1
1/25/2010	101168	STEPHENS, LORRAINE	LEK		-444.00	LEAK	1
1/25/2010	101237	SEXTON, ELLA MOORE	LEK		-59.84	METER BLEW	1
1/25/2010	101329	CASTLE, MARQUERITE	LEK		-114.89	LEAK	1
1/25/2010	101365	ADAMS, BILL	LEK		-56.26	LEAK	1
1/25/2010	101973	CASSITY, JIM	LEK		-688.14	LEAK CARRY	1
1/25/2010	101977	KRUGER JR, DANNY	LEK		-83.33	LEAK	1
1/29/2010	101980	WHITE, KERMIT	LEK		-44.16	METER BLEW	1
1/25/2010	102046	(F)PETERMAN, VIRGI	LEK		-82.61	LEAK	1
1/29/2010	102138	CLINE, ROY	LEK		-54.52	LEAK IN YA	1
1/25/2010	102242	DAWSON, LINDA	LEK		-50.56	LEAK	1
1/25/2010	102255	TRI-STATE AUTO AUC	LEK		-150.69	LEAK VALVE	1
1/29/2010	102426	DAVIS, BILL R	LEK		-27.33	LEAK OUTSI	1
1/29/2010	102678	NEWSOME, LISA	LEK		-15.57	LEAK INSID	1
1/15/2010	102698	RAYS WHOLESALE,	LEK		-2,450.90	LEAK & POS	1
1/25/2010	103089	CLARKE, CAROL	LEK		-37.15	LEAK	1
1/25/2010	103176	CORDIAL, ROY	LEK		-96.17	REGULATOR	1
1/25/2010	103310	VANOVER, WILLIAM	LEK		-62.51	LEAK	1
1/25/2010	103662	STEPHENS, DARRELL	LEK		-9.21	LEAK	1
1/25/2010	104189	HOLBROOK, ANDREA J	LEK		-19.40	LEAK	1
1/25/2010	104269	CALDWELL, LINDA	LEK		-28.14	LEAK	1
1/25/2010	104603	HOLBROOK, JAMES C	LEK		-30.04	LEAK	1
		LEK TYPE TOTAL		0.00	-4,711.06	-4,711.06	
1/25/2010	101021	TRIMBLE, JOHN H	MMR		-160.30	MISREAD	1
1/25/2010	102443	(I)GAMBILL/REN PRO	MMR		-102.13	METER MISR	1
1/25/2010	104251	MCKENZIE, JAMES W	MMR		-35.04	LEAK	1
		MMR TYPE TOTAL		0.00	-297.47	-297.47	
1/21/2010	100260	MCCOY JR, THOMAS	PEA		-88.93	PYMT CORRE	1
1/21/2010	100263	MCCOY, THOMAS	PEA	88.93		PYMT CORR	1
1/25/2010	100406	(I)STOBER, CAROLYN	PEA		-36.49	POSTING ER	1
1/8/2010	100600	THARALDSON PROP MG	PEA		-1,491.77		1
1/8/2010	100600	THARALDSON PROP MG	PEA	30.00		CORRECTION	1
1/8/2010	100601	THARALDSON PROP MG	PEA		-41.19		1
1/29/2010	100734	PARSONS, TREY	PEA		-42.30	CRT TO COR	1
1/11/2010	100950	JUSTICE, CHARLES E	PEA	16.73		POSTING ER	1

RUN DATE: 1/29/10

CANNONBURG WATER DISTRICT
 ADJUSTMENT REPORT FOR 1/1/2010 TO 1/29/2010
 SORTED BY TRANSACTION TYPE

PAGE NO: 2
 BY: 1

TRANDATE	ACCOUNT	NAME	TYP	DEBIT	CREDIT	REFERENCE	BY
1/7/2010	102159	HANSON BRICK & TIL	PEA	1,366.33		PYMT APD W	1
1/25/2010	103814	ROBINSON, KATHLENE	PEA		-123.41		1
1/25/2010	104483	(I)KINDRED, DWAYNE	PEA	25.00		POSTING ER	1
1/29/2010	104508	PARSONS JR, TROY	PEA	42.30		APPLD TO W	1
1/25/2010	104927	(I)DEER RUN APARTM	PEA		-2,938.82	POSTING ER	1
PEA TYPE TOTAL				1,569.29	-4,762.91	-3,193.62	
1/25/2010	100773	PERKEY, LAWRENCE S	PEN		-2.60	PENALTY	1
PEN TYPE TOTAL				0.00	-2.60	-2.60	
TOTAL ADJUSTMTS				1645.87	-9924.17	-8,278.30	
TRANS COUNT				48			

TYPE	DEBITS	CREDITS	TOTAL
DEB	\$60.00	\$0.00	\$60.00
DPA	\$0.00	(\$116.93)	(\$116.93)
DPR	\$16.58	(\$33.20)	(\$16.62)
LEK	\$0.00	(\$4,711.06)	(\$4,711.06)
MMR	\$0.00	(\$297.47)	(\$297.47)
PEA	\$1,569.29	(\$4,762.91)	(\$3,193.62)
PEN	\$0.00	(\$2.60)	(\$2.60)

Credit total includes overpayments in the amount of (\$243.63)
 <<< END OF ADJUSTMENT REPORT >>>

CANNONBURG WATER DISTRICT
 ADJUSTMENT REPORT FOR 02/01/10 TO 02/28/10
 SORTED BY TRANSACTION DATE

TRAN	DATE	ACCOUNT	NAME	TYP	DEBIT	CREDIT	REFERENCE	BY
	2/1/2010	103217	(I)PERRINE, JUSTIN	DPA		-50.03	DEPOSIT AP	1
			DATE TOTAL		0.00	-50.03	-50.03	
	2/2/2010	102734	(I)GIBSON, CARMEN	DPA		-13.79	DEPOSIT AP	1
	2/2/2010	102734	(I)GIBSON, CARMEN	DPR		-36.21	REFUND DUE	1
			DATE TOTAL		0.00	-50.00	-50.00	
	2/3/2010	100315	(I)COLEMAN, LISA	LEK		-16.33	LEAK COMMO	1
	2/3/2010	100464	LEGG, VICKI	LEK		-50.53	LEAK WASHE	1
	2/3/2010	101041	DICKENS, VERNON	LEK		-40.94	LEAK	1
	2/3/2010	101114	CONLEY, EDWARD E	LEK		-79.78	LEAK IN YA	1
	2/3/2010	101237	SEXTON, ELLA MOORE	LEK		-34.49	LEAK	1
	2/3/2010	101282	MCGUIRE, ROBERT	MMR		-40.67	METER MISR	1
	2/3/2010	102017	WALTERS, BILL	MMR		-73.79	METER MISR	1
	2/3/2010	102075	SKILES, LOIS	PEN		-1.67	PENALTY	1
	2/3/2010	102076	STALEY, LARRY & JE	LEK		-41.41	LEAK	1
	2/3/2010	102242	DAWSON, LINDA	LEK		-86.99	LEAK	1
	2/3/2010	102348	NEWSOME, TERRY	PEA		-50.00	POSTING ER	1
	2/3/2010	102751	REED, J P	MMR		-67.98	METER MISR	1
	2/3/2010	102970	NELSON, FRANK	MMR		-57.52	METER MISR	1
	2/3/2010	103097	GEORGE, ROCKY	MMR		-247.26	METER MISR	1
	2/3/2010	103176	CORDIAL, ROY	LEK		-151.01	LEAK CARRY	1
	2/3/2010	104212	GOSPEL LIGHT BAPTI	LEK		-33.45	LEAK OUTSI	1
	2/3/2010	104269	CALDWELL, LINDA	LEK		-129.14	LEAK CARRY	1
	2/3/2010	104293	(I)MARSHALL, SHERR	DPA		-34.08	DEPOSIT AP	1
	2/3/2010	104293	(I)MARSHALL, SHERR	DPR		-15.95	REFUND DUE	1
	2/3/2010	104615	BELLOMY, WILLIAM R	PEA	48.11		POSTING ER	1
	2/3/2010	104645	KHOUNLAVONG, BOUNT	PEA		-48.11	POSTING ER	1
	2/3/2010	104881	STRADE, EDWARD R	LEK		-19.40	LEAK COMMO	1
	2/3/2010	104965	CANIFF, STEVE & VI	PEA	25.41		POSTING ER	1
			DATE TOTAL		73.52	-1,320.50	-1,246.98	
	2/5/2010	103540	(I)GAMBLE, PAUL	DPA		-50.00	DEPOSIT AP	1
			DATE TOTAL		0.00	-50.00	-50.00	
	2/9/2010	101365	ADAMS, BILL	LEK		-27.62	TO CORRECT	1
			DATE TOTAL		0.00	-27.62	-27.62	
	2/17/2010	104364	(I)GRUBB, CLIFFORD	DPR		-50.12	REFUND DUE	1
			DATE TOTAL		0.00	-50.12	-50.12	
	2/19/2010	100591	WENDYS,	MMR		-1,412.33	MISREAD	1
	2/19/2010	101168	STEPHENS, LORRAINE	LEK		-563.11	LEAK	1
	2/19/2010	101174	STRICKLAND, LINDA	LEK		-23.06	LEAK	1
	2/19/2010	101839	FRYER, ROGER	LEK		-41.04	LEAK UNDER	1
	2/19/2010	101977	KRUGER JR, DANNY	LEK		-262.25	LEAK CARRY	1
	2/19/2010	102129	HUGHES, ARNOLD	LEK		-107.77	LEAK	1
	2/19/2010	102138	CLINE, ROY	LEK		-62.02	LEAK	1
	2/19/2010	102580	SCOTT, JAMES & TAM	DEB	156.71		ADD WR OFF	1
	2/19/2010	102589	(W)BROOKS, JAMES &	DEB	92.60		AD BACK ON	1
	2/19/2010	102768	SMITH, MICHAEL W	LEK		-254.87	LEAK	1

CANNONSBURG WATER DISTRICT
 ADJUSTMENT REPORT FOR 02/01/10 TO 02/28/10
 SORTED BY TRANSACTION DATE

TRANDATE	ACCOUNT	NAME	TYP	DEBIT	CREDIT	REFERENCE	BY
2/19/2010	103312	ROSS, LARRY	LEK		-269.57	LEAK 2ND O	1
2/19/2010	104253	SALLEY INC, DON	LEK		-47.46	LEAK COMMO	1
2/19/2010	104599	ROBINSON, TIMOTHY	LEK		-12.18	LEAK	1
2/19/2010	104645	KHOUNLAVONG, BOUNT	PEN		-4.81	PENALTY	1
2/19/2010	104720	RIGSBY, LEIGH	LEK		-79.81	HOT WATER	1
2/19/2010	104726	APARICIO, JULIA	MMR		-54.62	METER QUIT	1
2/19/2010	104884	BARTRAM, ROBERT J	LEK		-81.71	LEAK REAR	1
2/19/2010	104957	HOWE, THOMAS	MMR		-13.02	MISREAD	1
2/19/2010	104959	(I)GRUBB, ANGELA F	DPA		-16.73	DEPOSIT AP	1
				=====	=====		
DATE TOTAL				249.31	-3,306.36	-3,057.05	
2/22/2010	103876	(I)WARD, DEBRA L	DPA		-50.01	DEPOSIT AP	1
2/22/2010	104938	(I)PENNINGTON, MIS	DPR		-33.27	REFUND DUE	1
2/22/2010	104938	(I)PENNINGTON, MIS	DPA		-16.73	DEPOSIT AP	1
				=====	=====		
DATE TOTAL				0.00	-100.01	-100.01	
2/25/2010	100179	LEWIS, RICK	LEK		-88.29	COMMODE	1
2/25/2010	100520	FLOYD, KEVIN & ERI	DPR		-50.00	REFUND DUE	1
2/25/2010	100663	MELVIN, GEORGE	DPR		-15.92	REFUND DUE	1
2/25/2010	100663	MELVIN, GEORGE	DPA		-34.09	DEPOSIT AP	1
2/25/2010	100663	MELVIN, GEORGE	ADE	50.01		APPLIED DE	1
2/25/2010	100671	DUNN, BRANDI R	DPA		-27.71	DEPOSIT AP	1
2/25/2010	100671	DUNN, BRANDI R	DPR		-22.29	REFUND DUE	1
2/25/2010	100671	DUNN, BRANDI R	ADE	50.00		APPLIED DE	1
2/25/2010	100746	DAVIS, LARRY	DPR		-50.09	REFUND DUE	1
2/25/2010	100832	COOK, EDWARD & NAN	DPR		-50.01	REFUND DUE	1
2/25/2010	100832	COOK, EDWARD & NAN	ADE	50.01		APPLIED DE	1
2/25/2010	100845	DOLLAR TREE, #0406	DPR		-50.10	REFUND DUE	1
2/25/2010	100978	GLOCKNER, ELIZABETH	DPR		-50.11	REFUND DUE	1
2/25/2010	101349	MAID TO SPARKLE,	DPR		-50.11	REFUND DUE	1
2/25/2010	101425	BUSH, BRANDON R	DPR		-50.01	REFUND DUE	1
2/25/2010	101425	BUSH, BRANDON R	ADE	50.00		APPLIED DE	1
2/25/2010	101427	CRAFT, BRIAN	DPR		-50.01	REFUND DUE	1
2/25/2010	101427	CRAFT, BRIAN	ADE	50.01		APPLIED DE	1
2/25/2010	101545	MASHBURN, TRACY	DPA		-24.51	DEPOSIT AP	1
2/25/2010	101545	MASHBURN, TRACY	ADE	50.01		APPLIED DE	1
2/25/2010	101545	MASHBURN, TRACY	DPR		-25.50	REFUND DUE	1
2/25/2010	101653	MCNUTT, MARK	DPR		-50.10	REFUND DUE	1
2/25/2010	101706	CASTLE, KAYLA & ER	ADE	50.01		APPLIED DE	1
2/25/2010	101706	CASTLE, KAYLA & ER	DPR		-50.01	REFUND DUE	1
2/25/2010	101860	WEIRICH, JEFF	DPR		-50.11	REFUND DUE	1
2/25/2010	102003	SLATER, CHAD	DPR		-50.00	REFUND DUE	1
2/25/2010	102301	HAYDEN, ELIZABETH	DPR		-50.09	REFUND DUE	1
2/25/2010	102397	LAGROIS, DESTINY A	ADE	50.01		APPLIED DE	1
2/25/2010	102397	LAGROIS, DESTINY A	DPR		-50.01	REFUND DUE	1
2/25/2010	102409	SEXTON, TRISTA	ADE	50.00		APPLIED DE	1
2/25/2010	102409	SEXTON, TRISTA	DPR		-50.00	REFUND DUE	1
2/25/2010	102567	ELLIS, VICKI	DPR		-50.11	REFUND DUE	1
2/25/2010	102637	PACK, JASON	ADE	50.00		APPLIED DE	1
2/25/2010	102637	PACK, JASON	DPR		-50.00	REFUND DUE	1
2/25/2010	102676	HOMAN, JESSICA & E	DPR		-50.10	REFUND DUE	1
2/25/2010	102736	BROWN, LAUREN	DPR		-50.12	REFUND DUE	1
2/25/2010	102873	HAMMONDS, ANN	DPR		-50.12	REFUND DUE	1
2/25/2010	103172	FARRINGTON, KARI	DPR		-50.09	REFUND DUE	1
2/25/2010	103179	ATKINS, SAM	DPR		-50.09	REFUND DUE	1

CANNONBURG WATER DISTRICT
 ADJUSTMENT REPORT FOR 02/01/10 TO 02/28/10
 SORTED BY TRANSACTION DATE

TRANDATE	ACCOUNT	NAME	TYP	DEBIT	CREDIT	REFERENCE	BY
2/25/2010	103184	BRESCH, ALBERT	DPR		-27.29	REFUND DUE	1
2/25/2010	103184	BRESCH, ALBERT	DPA		-22.71	DEPOSIT AP	1
2/25/2010	103184	BRESCH, ALBERT	ADE	50.00		APPLIED DE	1
2/25/2010	103273	REVELY, SCOTT A	LEK		-65.49	LEAK	1
2/25/2010	103657	MILLER, JAMES D	LEK		-80.23	ICE MAKER	1
2/25/2010	103684	SULLIVAN, ERIN EUS	DPR		-50.09	REFUND DUE	1
2/25/2010	103853	ARTHUR, DOUGLAS &	ADE	50.01		APPLIED DE	1
2/25/2010	103853	ARTHUR, DOUGLAS &	DPA		-16.73	DEPOSIT AP	1
2/25/2010	103853	ARTHUR, DOUGLAS &	DPR		-33.28	REFUND DUE	1
2/25/2010	103909	N-SHAPE FITNESS II	ADE	50.00		APPLIED DE	1
2/25/2010	103909	N-SHAPE FITNESS II	DPR		-50.00	REFUND DUE	1
2/25/2010	103936	BELLOMY, SARAH	ADE	50.01		APPLIED DE	1
2/25/2010	103936	BELLOMY, SARAH	DPR		-50.01	REFUND DUE	1
2/25/2010	103962	(F)CISCO, RHONDA	DPR		-50.09	REFUND DUE	1
2/25/2010	104014	CRAIG, NORMA	DPR		-50.09	REFUND DUE	1
2/25/2010	104033	STUTLER, JEFF	DPR		-50.10	REFUND DUE	1
2/25/2010	104039	ROGERS, JAMYI	ADE	50.00		APPLIED DE	1
2/25/2010	104039	ROGERS, JAMYI	DPA		-50.00	DEPOSIT AP	1
2/25/2010	104074	DUTTON, JAMES	ADE	50.01		APPLIED DE	1
2/25/2010	104074	DUTTON, JAMES	DPR		-50.01	REFUND DUE	1
2/25/2010	104080	FRASURE, LYNNDSEY D	DPR		-50.10	REFUND DUE	1
2/25/2010	104100	TANNER, JOE	DPR		-50.01	REFUND DUE	1
2/25/2010	104100	TANNER, JOE	ADE	50.01		APPLIED DE	1
2/25/2010	104114	(F)MARTIN, CATHY	DPR		-50.09	REFUND DUE	1
2/25/2010	104116	PEDRICK, KENNETH &	DPR		-50.11	REFUND DUE	1
2/25/2010	104147	(I)DAMRON, GREG	DPA		-50.02	DEPOSIT AP	1
2/25/2010	104151	JENKINS, GEORGE E	LEK		-16.75	LEAK IN LI	1
2/25/2010	104263	GENESIS ELECTRIC,	DPR		-50.11	REFUND DUE	1
2/25/2010	104268	PINKERTON, BARBARA	DPR		-50.09	REFUND DUE	1
2/25/2010	104349	ARTHUR, DARRYL	DPR		-50.09	REFUND DUE	1
2/25/2010	104354	SUTTLES, WENDY	DPR		-50.12	REFUND DUE	1
2/25/2010	104357	(I)CRAFT, RODNEY	DPA		-50.02	DEPOSIT AP	1
2/25/2010	104366	MOLLYS HAIR QUARTE	DPR		-50.09	REFUND DUE	1
2/25/2010	104412	SUTTLES, MARY	DPR		-50.01	REFUND DUE	1
2/25/2010	104412	SUTTLES, MARY	ADE	50.01		APPLIED DE	1
2/25/2010	104460	MAYSE, STEPHANIE	DPR		-50.01	REFUND DUE	1
2/25/2010	104460	MAYSE, STEPHANIE	ADE	50.01		APPLIED DE	1
2/25/2010	104492	CAMPBELL, LONI OR	ADE	50.00		APPLIED DE	1
2/25/2010	104492	CAMPBELL, LONI OR	DPA		-24.16	DEPOSIT AP	1
2/25/2010	104492	CAMPBELL, LONI OR	DPR		-25.84	REFUND DUE	1
2/25/2010	104507	TERRY, ROBERT	ADE	50.01		APPLIED DE	1
2/25/2010	104507	TERRY, ROBERT	DPR		-50.01	REFUND DUE	1
2/25/2010	104667	BALL, HIRAM	DPR		-50.13	REFUND DUE	1
2/25/2010	104718	(I)HANKINS, SARA	DPA		-50.02	DEPOSIT AP	1
2/25/2010	104738	CARROLL, CATHY	DPA		-50.01	DEPOSIT AP	1
2/25/2010	104738	CARROLL, CATHY	ADE	50.01		APPLIED DE	1
2/25/2010	104744	GLASS, IRENE	MMR		-42.81	METER MISR	1
2/25/2010	104745	GILLUM, TESSA	DPA		-50.01	DEPOSIT AP	1
2/25/2010	104745	GILLUM, TESSA	ADE	50.01		APPLIED DE	1
2/25/2010	104749	WHITMAN, GLENN H	DPA		-21.69	DEPOSIT AP	1
2/25/2010	104749	WHITMAN, GLENN H	ADE	50.01		APPLIED DE	1
2/25/2010	104749	WHITMAN, GLENN H	DPR		-28.32	REFUND DUE	1
2/25/2010	104755	ST CLAIR, JAMIE	DPR		-37.51	REFUND DUE	1
2/25/2010	104755	ST CLAIR, JAMIE	DPA		-12.49	DEPOSIT AP	1
2/25/2010	104755	ST CLAIR, JAMIE	ADE	50.00		APPLIED DE	1
2/25/2010	104759	WILLIAMS, SHANE	DPA		-50.01	DEPOSIT AP	1
2/25/2010	104759	WILLIAMS, SHANE	ADE	50.01		APPLIED DE	1

CANNONSBURG WATER DISTRICT
 ADJUSTMENT REPORT FOR 02/01/10 TO 02/28/10
 SORTED BY TRANSACTION DATE

TRANDATE	ACCOUNT	NAME	TYP	DEBIT	CREDIT	REFERENCE	BY
2/25/2010	104924	LAMBERT, LONDON	DPR		-6.53	REFUND DUE	1
2/25/2010	104924	LAMBERT, LONDON	ADE	50.00		APPLIED DE	1
2/25/2010	104924	LAMBERT, LONDON	DPA		-43.47	DEPOSIT AP	1
2/25/2010	104926	HUFF, SARAH	DPR		-50.00	REFUND DUE	1
2/25/2010	104926	HUFF, SARAH	ADE	50.00		APPLIED DE	1
2/25/2010	104929	ASHBY, BRAIN & LIN	DPR		-50.00	REFUND DUE	1
2/25/2010	104929	ASHBY, BRAIN & LIN	ADE	50.00		APPLIED DE	1
2/25/2010	104933	PENNINGTON, RACHEL	ADE	50.00		APPLIED DE	1
2/25/2010	104933	PENNINGTON, RACHEL	DPR		-31.00	REFUND DUE	1
2/25/2010	104933	PENNINGTON, RACHEL	DPA		-19.00	DEPOSIT AP	1
2/25/2010	104936	PDR TEC INC,	DPR		-50.00	REFUND DUE	1
2/25/2010	104936	PDR TEC INC,	ADE	50.00		APPLIED DE	1
2/25/2010	104941	FRAZIE, DAN	DPR		-15.84	REFUND DUE	1
2/25/2010	104941	FRAZIE, DAN	DPA		-34.16	DEPOSIT AP	1
2/25/2010	104941	FRAZIE, DAN	ADE	50.00		APPLIED DE	1
2/25/2010	104942	WITHROW, CLIFFORD	DPR		-50.00	REFUND DUE	1
2/25/2010	104942	WITHROW, CLIFFORD	ADE	50.00		APPLIED DE	1
2/25/2010	104947	CYRUS, KEVIN D	DPA		-50.00	DEPOSIT AP	1
2/25/2010	104947	CYRUS, KEVIN D	ADE	50.00		APPLIED DE	1
2/25/2010	104950	PRICHARD, EMILY M	DPR		-33.27	REFUND DUE	1
2/25/2010	104950	PRICHARD, EMILY M	ADE	50.00		APPLIED DE	1
2/25/2010	104950	PRICHARD, EMILY M	DPA		-16.73	DEPOSIT AP	1
2/25/2010	104952	(I)MULLINS, SHANNA	DPA		-50.00	DEPOSIT AP	1
2/25/2010	104970	WALKER, MARK	DPR		-25.84	REFUND DUE	1
2/25/2010	104970	WALKER, MARK	DPA		-24.16	DEPOSIT AP	1
2/25/2010	104970	WALKER, MARK	ADE	50.00		APPLIED DE	1
2/25/2010	104973	AE FABRICATION INC	DPR		-50.00	REFUND DUE	1
2/25/2010	104973	AE FABRICATION INC	ADE	50.00		APPLIED DE	1
2/25/2010	104976	BOSTIC, MARC	DPR		-50.00	REFUND DUE	1
2/25/2010	104976	BOSTIC, MARC	ADE	50.00		APPLIED DE	1
2/25/2010	104977	DAHLER, GILBERT	ADE	50.00		APPLIED DE	1
2/25/2010	104977	DAHLER, GILBERT	DPR		-50.00	REFUND DUE	1
2/25/2010	104979	DESKINS, TERRY & B	DPR		-33.27	REFUND DUE	1
2/25/2010	104979	DESKINS, TERRY & B	DPA		-16.73	DEPOSIT AP	1
2/25/2010	104979	DESKINS, TERRY & B	ADE	50.00		APPLIED DE	1
2/25/2010	104983	RICHARDSON, KEVIN	DPR		-50.00	REFUND DUE	1
2/25/2010	104983	RICHARDSON, KEVIN	ADE	50.00		APPLIED DE	1
2/25/2010	104990	FASSON, BRANDON/ D	ADE	50.00		APPLIED DE	1
2/25/2010	104990	FASSON, BRANDON/ D	DPR		-50.00	REFUND DUE	1
				=====	=====		
DATE TOTAL				2,100.17	-3,996.45	-1,896.28	
				=====	=====		
TOTAL ADJUSTMTS				2423.00	-8951.09	-6,528.09	
TRANS COUNT				186			

Credit total includes overpayments in the amount of (\$726.37)
 <<< END OF ADJUSTMENT REPORT >>>

RUN DATE: 4/9/10

CANNONBURG WATER DISTRICT
 ADJUSTMENT REPORT FOR 03/01/2010 TO 3/31/2010
 SORTED BY TRANSACTION DATE

PAGE NO: 1
 BY 1

TRANSDATE	ACCOUNT	NAME	TYP	DEBIT	CREDIT	REFERENCE	BY
3/1/2010	104296	(I)LEONE, ANNA	DPA		-50 10	DEPOSIT AP	1
3/1/2010	104951	STEVENS, WILLIAM	PEA	30 99		NOT POSTED	1
3/1/2010	104964	RUDIE, WILLIAM JR	PEA	24 16		NOT POSTED	1
3/1/2010	104965	CANIFF, STEVE & VI	PEA	35 91		NOT POSTED	1
3/1/2010	104969	SUTTON, JOY	PEA	24 79		NOT POSTED	1
3/1/2010	104986	BLANKENSHIP, CHRIS	PEA	42 72		NOT PSOSTE	1
		DATE TOTAL		158 57	-50 10	108 47	
3/2/2010	102155	JOHNSON, JAMES	PEA	16 73		WAS NOT PO	1
		DATE TOTAL		16 73	0 00	16 73	
3/3/2010	102346	(I)HICKS, JOHN	DPA		-50 09	DEPOSIT AP	1
3/3/2010	104077	(I)MCLEOD, ORRIN	DPA		-50 04	DEPOSIT AP	1
3/3/2010	105006	MOORE, LOUIS & BEV	PEA	16 73		NOT POSTED	1
3/3/2010	105028	(I)MARKIN, EVA	DPA		-16 24	DEPOSIT AP	1
3/3/2010	105028	(I)MARKIN, EVA	DPR		-33 76	REFUND DUE	1
		DATE TOTAL		16 73	-150 13	-133 40	
3/4/2010	104939	FRITZ, BILL	PE	16 73		NOT POSTED	1
		DATE TOTAL		16 73	0 00	16 73	
3/8/2010	103486	SUTTLES, KEN	DEB	17 96		ACCT NOT I	1
		DATE TOTAL		17 96	0 00	17 96	
3/9/2010	100182	RUSSELL, GARY	LEK		-185 99	LINE LEAK	1
3/9/2010	100306	GRACE CHURCH, HURR	LEK		-146 57	LEAK AS PE	1
3/9/2010	100464	LEGG, VICKI	LEK		-39 68	LEAK IN LI	1
3/9/2010	100706	CYRUS, RICHARD	PEN		-1 67	PENALTY NO	1
3/9/2010	100711	MICHEL, MORGAN & J	LEK		-31 92	LINE LEAK	1
3/9/2010	101174	STRICKLAND, LINDA	LEK		-22 48	LEAK CARRY	1
3/9/2010	101434	HACKWORTH, CHARLES	LEK		-2 11	NO BILL	1
3/9/2010	101449	ZORNES, SUE ELLEN	LEK		-199 72	LEAK IN YA	1
3/9/2010	101633	FINLEY, ANNETTA C	LEK		-11 04	COMMODE LE	1
3/9/2010	102244	BENNETT, BRIAN	LEK		-183 27	LEAK UNDER	1
3/9/2010	102563	BULLION, JOHN W &	PE		-24 79	POSTING ER	1
3/9/2010	102734	(I)GIBSON, CARMEN	DRF	19 48		DEP REFUND	1
3/9/2010	102769	ROSE, BRANDON	LEK		-22 44	LEAK GARDE	1
3/9/2010	104169	CAINES, DEANNE	LEK		-15 39	LEAK 2 MO	1
3/9/2010	104218	MASTIN, ALESA	LEK		-66 29	LINE LEAK	1
3/9/2010	104293	(I)MARSHALL, SHERR	DRF	15 95		DEP REFUND	1
3/9/2010	104364	(I)GRUBB, CLIFFORD	DRF	50 12		DEP REFUND	1
3/9/2010	104430	DAVIS, GLENNIS	LEK		-66 17	LEAK UNDER	1
3/9/2010	104817	CRUM, MATTHEW	LEK		-25 12	LEAK OUT S	1
3/9/2010	104828	THOMAS, MAYNARD	PEN		-3 10		1
3/9/2010	104881	STRADE, EDWARD R	LEK		-12 57	COMMODE LE	1
3/9/2010	104938	(I)PENNINGTON, MIS	DRF	33 27		DEP REFUND	1
		DATE TOTAL		118 82	-1,060 32	-941 50	
3/16/2010	104039	(I)ROGERS, JAMYI	DPA		-50 00	DEPOSIT AP	1
		DATE TOTAL		0 00	-50 00	-50 00	
3/19/2010	105062	(I)BAYS, SUSAN	DPR		-33 27	REFUND DUE	1

RUN DATE: 4/9/10

CANNONSBURG WATER DISTRICT
 ADJUSTMENT REPORT FOR 03/01/2010 TO 3/31/2010
 SORTED BY TRANSACTION DATE

PAGE NO: 2
 BY: 1

TRANDATE	ACCOUNT	NAME	TYP	DEBIT	CREDIT	REFERENCE	BY
3/19/2010	105062	(I)BAYS, SUSAN	DPA		-16.73	DEPOSIT AP	1
		DATE TOTAL		0.00	-50.00	-50.00	
3/29/2010	103744	(I)BOYD, JESSE	DPA		-50.01	DEPOSIT AP	1
		DATE TOTAL		0.00	-50.01	-50.01	
3/30/2010	100188	COLLINS, CHRISTY S	LEK		-230.48	FRONT YARD	1
3/30/2010	101335	WORKMAN, SHEILA	LEK		-34.51	LEAK	1
3/30/2010	101716	SUBLETT, DONALD G	LEK		-9.42	LEAK COMMO	1
3/30/2010	102129	HUGHES, ARNOLD	LEK		-54.72	LEAK IN YA	1
3/30/2010	102426	DAVIS, BILL R	LEK		-13.51	LEAK CARRY	1
3/30/2010	102768	SMITH, MICHAEL W	LEK		-443.85	LEAK CARRY	1
3/30/2010	103248	BARTRAM, CHAD	LEK		-145.13	LEAK OUTSI	1
3/30/2010	103341	CORONADO, RAMON &	MMR		-35.45	METER MISR	1
3/30/2010	103350	ELLIOTT, AMANDA R	LEK		-94.33	COMMODE LE	1
3/30/2010	103399	CRAFT, DOROTHY	LEK		-51.02	LEAK @ PRE	1
3/30/2010	103600	PRATER, JOHN A	LEK		-133.43	COMMODE LE	1
3/30/2010	104122	(I)COURT OF 3 SIST	LEK		-114.89	LEAK IN NE	1
3/30/2010	104594	FLOYD, CHERYL	LEK		-72.24	LEAK IN LI	1
3/30/2010	105074	(I)PRICHARD, LORA	DPR		-33.27	REFUND DUE	1
3/30/2010	105074	(I)PRICHARD, LORA	DPA		-16.73	DEPOSIT AP	1
		DATE TOTAL		0.00	-1,482.98	-1,482.98	
3/31/2010	104089	HALL, JASON R	DPA		-50.09	DEPOSIT AP	1
3/31/2010	104745	(I)GILLUM, TESSA	DPA		-50.01	DEPOSIT AP	1
		DATE TOTAL		0.00	-100.10	-100.10	
		TOTAL ADJUSTMTS		345.54	-2993.64	-2,648.10	
		TRANS COUNT		57			

Credit total includes overpayments in the amount of (\$118.65)
 <<< END OF ADJUSTMENT REPORT >>>

CANNONBURG WATER DISTRICT
 ADJUSTMENT REPORT FOR 04/01/10 TO 4/30/2010
 SORTED BY TRANSACTION TYPE

TRAN DATE	ACCOUNT	NAME	TYP	DEBIT	CREDIT	REFERENCE	BY
4/29/2010	102402	(F)ANDERS, JASON	ADE	33.02			1
		ADE TYPE TOTAL		33.02	0.00	33.02	
4/29/2010	105112	(N)ANDERS, JASON &	DEB	33.02		TRANS DEPO	1
		DEB TYPE TOTAL		33.02	0.00	33.02	
4/29/2010	100326	SHORT, WILLIAM ✓	DPA		-17.10	DEPOSIT AP	1
4/9/2010	100554	SHEPHERD STEVEN, T	DPA		-17.10	DEPOSIT AP	1
4/9/2010	100639	(I)SMITH, MEGAN	DPA		-30.68	DEPOSIT AP	1
4/30/2010	101056	(F)HUFFMAN, JUSTIN	DPA		-50.02	DEPOSIT AP	1
4/9/2010	101154	(F)MULLETT, TOSHA	DPA		-17.10	DEPOSIT AP	1
4/7/2010	101545	(F)MASHBURN, TRACY	DPA		-50.01	DEPOSIT AP	1
4/9/2010	101675	DAY, JOHN	DPA		-41.65	DEPOSIT AP	1
4/9/2010	102128	INGLES, SETH	DPA		-17.10	DEPOSIT AP	1
4/29/2010	102359	VARNEY, BRITTANY	DPA		-14.57	DEPOSIT AP	1
4/9/2010	102391	HATTEN, VALERIE	DPA		-20.08	DEPOSIT AP	1
4/8/2010	102402	(F)ANDERS, JASON	DPA		-17.10	DEPOSIT AP	1
4/9/2010	102408	(I)WHITE, STORMIE	DPA		-35.13	DEPOSIT AP	1
4/9/2010	102431	ROGERS, RAYMOND	DPA		-17.10	DEPOSIT AP	1
4/9/2010	102559	DAVIDSON, MITZI	DPA		-50.09	DEPOSIT AP	1
4/8/2010	102597	(F)FERRELL, AMANDA	DPA		-34.20	DEPOSIT AP	1
4/9/2010	102908	HENDERSON, STEVE	DPA		-29.87	DEPOSIT AP	1
4/29/2010	103011	WALDON, KRISTY G	DPA		-28.32	DEPOSIT AP	1
4/30/2010	103210	(F)IMES, JENNIFER	DPA		-50.02	DEPOSIT AP	1
4/9/2010	103605	JONES, DEREK	DPA		-29.87	DEPOSIT AP	1
4/29/2010	103662	STEPHENS, DARRELL	DPA		-20.90	DEPOSIT AP	1
4/29/2010	103724	HAWKEY, JESSICA	DPA		-17.10	DEPOSIT AP	1
4/9/2010	103751	MAYHEW, JOHN BRIAN	DPA		-17.20	DEPOSIT AP	1
4/19/2010	103842	(F)WILSON, LARRY &	DPA		-26.04	DEPOSIT AP	1
4/29/2010	103919	JELONEK, BRITTANY	DPA		-16.47	DEPOSIT AP	1
4/29/2010	103957	POLLEY, CAROL	DPA		-20.29	DEPOSIT AP	1
4/29/2010	103993	POFF, ANTHONY	DPA		-17.10	DEPOSIT AP	1
4/9/2010	104038	(I)LEE, CAMERON &	DPA		-50.05	DEPOSIT AP	1
4/9/2010	104086	MURRAY, MELISSA	DPA		-17.10	DEPOSIT AP	1
4/9/2010	104332	CARROLL, STEPHEN &	DPA		-41.06	DEPOSIT AP	1
4/9/2010	104530	FOWLER, REGINA	DPA		-17.10	DEPOSIT AP	1
4/29/2010	104541	MARSHALL, DAVID A	DPA		-19.01	DEPOSIT AP	1
4/9/2010	104581	(I)MORROW, KRISTEN	DPA		-50.08	DEPOSIT AP	1
4/9/2010	104623	(I)LONG, DEANNA	DPA		-50.03	DEPOSIT AP	1
4/30/2010	104629	(F)BESTER, SUSAN	DPA		-50.05	DEPOSIT AP	1
4/9/2010	104653	WRIGHT, ERIC S	DPA		-29.87	DEPOSIT AP	1
4/9/2010	104671	JUSTICE, HEATHER	DPA		-25.40	DEPOSIT AP	1
4/9/2010	104731	CHAFFINS, MARVIN &	DPA		-50.08	DEPOSIT AP	1
4/9/2010	104819	(I)ANDREWS, LAUREN	DPA		-50.00	DEPOSIT AP	1
4/9/2010	104909	COCHRAN, MICHAEL	DPA		-40.78	DEPOSIT AP	1
4/9/2010	104919	COX, ALEXIS	DPA		-12.41	DEPOSIT AP	1
4/20/2010	104976	(F)BOSTIC, MARC	DPA		-38.03	DEPOSIT AP	1
4/29/2010	105112	(N)ANDERS, JASON &	DPA		-33.02	TRANS DEP	1
		DPA TYPE TOTAL		0.00	-1,276.28	-1,276.28	
4/29/2010	100326	SHORT, WILLIAM ✓	DPR		-32.97	REFUND DUE	1
4/9/2010	100540	BROCK, GINA & DOUG	DPR		-50.08	REFUND DUE	1
4/9/2010	100554	SHEPHERD STEVEN, T	DPR		-33.01	REFUND DUE	1
4/29/2010	100566	KING, JUSTIN	DPR		-50.07	REFUND DUE	1

CANNONSBURG WATER DISTRICT
 ADJUSTMENT REPORT FOR 04/01/10 TO 4/30/2010
 SORTED BY TRANSACTION TYPE

TRANDATE	ACCOUNT	NAME	TYP	DEBIT	CREDIT	REFERENCE	BY
4/9/2010	100639	(I)SMITH, MEGAN	DPR		-19.40	REFUND DUE	1
4/29/2010	101138	OSBURN, CRYSTAL	DPR		-50.07	REFUND DUE	1
4/9/2010	101154	(F)MULLETT, TOSHA	DPR		-32.98	REFUND DUE	1
4/9/2010	101675	DAY, JOHN	DPR		-8.48	REFUND DUE	1
4/29/2010	102121	GILES, JOSEPH OR T	DPR		-50.07	REFUND DUE	1
4/9/2010	102128	INGLES, SETH	DPR		-32.98	REFUND DUE	1
4/9/2010	102197	VINCENT, ERIC D	DPR		-50.08	REFUND DUE	1
4/29/2010	102359	VARNEY, BRITTANY	DPR		-35.49	REFUND DUE	1
4/9/2010	102391	HATTEN, VALERIE	DPR		-30.00	REFUND DUE	1
4/8/2010	102402	(F)ANDERS, JASON	DPR		-33.02	REFUND DUE	1
4/9/2010	102408	(I)WHITE, STORMIE	DPR		-14.90	REFUND DUE	1
4/9/2010	102431	ROGERS, RAYMOND	DPR		-33.02	REFUND DUE	1
4/9/2010	102549	(I)CASKEY, CLEVIE	DPR		-50.05	REFUND DUE	1
4/8/2010	102597	(F)FERRELL, AMANDA	DPR		-15.87	REFUND DUE	1
4/9/2010	102661	(F)LOWANS, MELONIE	DPR		-50.08	REFUND DUE	1
4/29/2010	102867	YORK, DEBRA	DPR		-50.06	REFUND DUE	1
4/9/2010	102908	HENDERSON, STEVE	DPR		-20.21	REFUND DUE	1
4/29/2010	103011	WALDON, KRISTY G	DPR		-21.75	REFUND DUE	1
4/9/2010	103298	(I)KING, MICHAEL	DPR		-50.02	REFUND DUE	1
4/9/2010	103605	JONES, DEREK	DPR		-20.21	REFUND DUE	1
4/29/2010	103662	STEPHENS, DARRELL	DPR		-29.17	REFUND DUE	1
4/29/2010	103724	HAWKEY, JESSICA	DPR		-32.97	REFUND DUE	1
4/29/2010	103729	MILES, KRISTEN F	DPR		-50.07	REFUND DUE	1
4/9/2010	103751	MAYHEW, JOHN BRIAN	DPR		-32.89	REFUND DUE	1
4/9/2010	103757	GILBERT, DAVID	DPR		-50.08	REFUND DUE	1
4/29/2010	103765	FOSBEL INC,	DPR		-50.07	REFUND DUE	1
4/9/2010	103813	CANNON, CHRISTINE	DPR		-50.08	REFUND DUE	1
4/19/2010	103842	(F)WILSON, LARRY &	DPR		-24.00	REFUND DUE	1
4/9/2010	103890	KING, RAECHELLE	DPR		-50.08	REFUND DUE	1
4/29/2010	103897	HAMPTON, TRACY	DPR		-50.07	REFUND DUE	1
4/29/2010	103919	JELONEK, BRITTANY	DPR		-33.60	REFUND DUE	1
4/29/2010	103957	POLLEY, CAROL	DPR		-29.78	REFUND DUE	1
4/29/2010	103993	POFF, ANTHONY	DPR		-32.97	REFUND DUE	1
4/9/2010	104086	MURRAY, MELISSA	DPR		-32.98	REFUND DUE	1
4/9/2010	104140	NEW, LINDA	DPR		-50.08	REFUND DUE	1
4/9/2010	104332	CARROLL, STEPHEN &	DPR		-9.05	REFUND DUE	1
4/9/2010	104530	FOWLER, REGINA	DPR		-33.01	REFUND DUE	1
4/29/2010	104541	MARSHALL, DAVID A	DPR		-31.06	REFUND DUE	1
4/29/2010	104611	SWANN, JENNIFER	DPR		-50.07	REFUND DUE	1
4/9/2010	104639	GRIFFITH, TERRY	DPR		-50.09	REFUND DUE	1
4/9/2010	104653	WRIGHT, ERIC S	DPR		-20.21	REFUND DUE	1
4/9/2010	104671	JUSTICE, HEATHER	DPR		-24.71	REFUND DUE	1
4/9/2010	104800	ELLIS, STEPHEN	DPR		-50.11	REFUND DUE	1
4/29/2010	104808	MCQUAID, JOSEPH	DPR		-50.07	REFUND DUE	1
4/29/2010	104840	SWIMM, JOE J	DPR		-50.07	REFUND DUE	1
4/9/2010	104909	COCHRAN, MICHAEL	DPR		-9.34	REFUND DUE	1
4/9/2010	104919	COX, ALEXIS	DPR		-37.67	REFUND DUE	1
4/29/2010	104920	CLARKE, HYATT	DPR		-50.07	REFUND DUE	1
4/20/2010	104976	(F)BOSTIC, MARC	DPR		-11.97	REFUND DUE	1
		DPR TYPE TOTAL		=====	=====		
				0.00	-1,911.26	-1,911.26	
4/23/2010	100819	RUNYON, JESSE	LEK		-10.95		1
4/23/2010	101590	NAUGHGLE, DAVID	LEK		-29.67	LEAK 2 MON	1
4/29/2010	102076	STALEY, LARRY & JE	LEK		-27.77	LEAK IN YA	1
4/23/2010	102673	JOHNSON, JAMES & R	LEK		-123.02	LEAK 2 MON	1
4/23/2010	102789	PAYTON, GREG	LEK		-474.37	LEAK OUTS	1

CANNONSBURG WATER DISTRICT
 ADJUSTMENT REPORT FOR 04/01/10 TO 4/30/2010
 SORTED BY TRANSACTION TYPE

TRANDATE	ACCOUNT	NAME	TYP	DEBIT	CREDIT	REFERENCE	BY
4/23/2010	102830	MCCLANAHAN, CHARLE	LEK		-336.97	LEAK	1
4/23/2010	102991	SELVAGE, EDWARD	LEK		-336.28	LEAK 2 MON	1
4/29/2010	103085	ADDINGTON, AMY	LEK		-52.51	LEAK IN YA	1
4/23/2010	103525	DAMRON, RICKY	LEK		-66.65	LEAK UNDER	1
4/23/2010	104368	(I)MOQRE, LEE ANN	LEK		-124.85	LEAK SOMTH	1
				=====	=====		
LEK TYPE TOTAL				0.00	-1,583.04	-1,583.04	
4/23/2010	100306	GRACE CHURCH, HURR	MMR		-97.82	METER MISR	1
4/23/2010	100446	DAVIS, JOHN & CHER	MMR		-601.37	METER MISR	1
				=====	=====		
MMR TYPE TOTAL				0.00	-699.19	-699.19	
4/23/2010	102448	USWA 7054,	PE	25.00		POST TO WR	1
4/1/2010	102589	(W)BROOKS, JAMES &	PE		-92.60	PD PAO COD	1
4/23/2010	105038	MCGINNIS, STEPHEN	PE		-153.01	POSTING ER	1
				=====	=====		
PE TYPE TOTAL				25.00	-245.61	-220.61	
4/23/2010	104228	CHAFFIN, DAVID	PEA		-25.00	APPLD TO W	1
4/5/2010	104876	RARDON, RACHEL	PEA	83.28		#104878 PY	1
4/5/2010	104878	MCCLANAHAN, BERNAR	PEA		-83.28	#104876 ER	1
4/23/2010	105016	MARSHALL, SHERRY	PEA		-507.41	POSTING ER	1
				=====	=====		
PEA TYPE TOTAL				83.28	-615.69	-532.41	
4/23/2010	100454	CARVER, LARRY A	PEN		-12.01	LATE FEE	1
				=====	=====		
PEN TYPE TOTAL				0.00	-12.01	-12.01	
				=====	=====		
TOTAL ADJUSTMTS				174.32	-6343.08	6,168.76	
TRANS COUNT				117			

TYPE	DEBITS	CREDITS	TOTAL
ADE	\$33.02	\$0.00	\$33.02
DEB	\$33.02	\$0.00	\$33.02
DPA	\$0.00	(\$1,276.28)	(\$1,276.28)
DPR	\$0.00	(\$1,911.26)	(\$1,911.26)
LEK	\$0.00	(\$1,583.04)	(\$1,583.04)
MMR	\$0.00	(\$699.19)	(\$699.19)
PE	\$25.00	(\$245.61)	(\$220.61)
PEA	\$83.28	(\$615.69)	(\$532.41)
PEN	\$0.00	(\$12.01)	(\$12.01)

Credit total includes overpayments in the amount of (\$2,161.93)
 <<< END OF ADJUSTMENT REPORT >>>

CANNONSBURG WATER DISTRICT
 ADJUSTMENT REPORT FOR 5/1/2010 TO 5/31/2010
 SORTED BY TRANSACTION DATE

TRANSDATE	ACCOUNT	NAME	TYP	DEBIT	CREDIT	REFERENCE	BY
5/4/2010	103921	(I)CAUDILL, VERNA	DPA		-50.05	DEPOSIT AP	1
5/4/2010	104109	(I)PATTERSON, MARY	DPA		-43.78	DEPOSIT AP	1
5/4/2010	104109	(I)PATTERSON, MARY	DPR		-6.28	REFUND DUE	1
5/4/2010	104412	(I)SUTTLES, MARY	DPA		-50.01	DEPOSIT AP	1
5/4/2010	105014	(I)BROWN, DELANE D	DPA		-34.20	DEPOSIT AP	1
5/4/2010	105014	(I)BROWN, DELANE D	DPR		-15.80	REFUND DUE	1
5/4/2010	105023	HURLEY, MICHAEL D	PE	19.01		NOT IN COM	1
				=====	=====		
		DATE TOTAL		19.01	-200.12	-181.11	
5/5/2010	105009	(I)GIBBS, MELISSA	DPA		-50.00	DEPOSIT AP	1
				=====	=====		
		DATE TOTAL		0.00	-50.00	-50.00	
5/6/2010	102428	(I)SPARKS, IVAN	DPR		-32.96	REFUND DUE	1
5/6/2010	102428	(I)SPARKS, IVAN	DPA		-17.10	DEPOSIT AP	1
5/6/2010	104775	RIVER CITIES DISPO	BNK		-142.80	3-10-10 BN	1
5/6/2010	105045	(I)MURRAY, LINDA L	DPR		-15.80	REFUND DUE	1
5/6/2010	105045	(I)MURRAY, LINDA L	DPA		-34.20	DEPOSIT AP	1
				=====	=====		
		DATE TOTAL		0.00	-242.86	-242.86	
5/7/2010	101038	HICKS, KRYSTAL	MMR		-111.06	FEB BILL A	1
5/7/2010	101038	HICKS, KRYSTAL	RF		-25.00	REFUND REC	1
				=====	=====		
		DATE TOTAL		0.00	-136.06	-136.06	
5/10/2010	100639	(I)SMITH, MEGAN	DRF	19.40		CK# 2068 5	1
5/10/2010	101154	(I)MULLETT, TOSHA	DRF	15.88		CK# 2069 5	1
5/10/2010	101302	(I)MOORE, GLENN	DPA		-41.06	DEPOSIT AP	1
5/10/2010	101302	(I)MOORE, GLENN	DPR		-8.94	REFUND DUE	1
5/10/2010	102408	(I)WHITE, STORMIE	DRF	14.90		CK# 2070 5	1
5/10/2010	102597	(I)FERRELL, AMANDA	DRF	15.87		CK# 2071 5	1
5/10/2010	103298	(I)KING, MICHAEL	DRF	50.02		CK# 2072 5	1
5/10/2010	103842	(I)WILSON, LARRY &	DRF	24.00		CK# 2073 5	1
5/10/2010	104976	(I)BOSTIC, MARC	DRF	11.97		CK# 2074 5	1
5/10/2010	105028	(I)MARKIN, EVA	ADE	33.76		CK# 2061 4	1
5/10/2010	105062	(I)BAYS, SUSAN	ADE	33.27		CK# 2062 4	1
5/10/2010	105074	(I)PRICHARD, LORA	ADE	33.27		CK# 2063 4	1
				=====	=====		
		DATE TOTAL		252.34	-50.00	202.34	
5/17/2010	104621	(I)EVANS, JOYCE A	WOF	68.35		PUT WRITEO	1
				=====	=====		
		DATE TOTAL		68.35	0.00	68.35	
5/25/2010	102397	(I)LAGROIS, DESTIN	DPA		-50.01	DEPOSIT AP	1
				=====	=====		
		DATE TOTAL		0.00	-50.01	-50.01	
5/27/2010	100150	CONLEY, MICAH	DPR		-50.06	REFUND DUE	1
5/27/2010	100153	TERRY/V MCDOWELL,	PEN		-1.66	LATE CHARG	1
5/27/2010	100263	MCCOY, THOMAS	LEK		-113.53	LEAK	1
5/27/2010	100499	MEDDINGS, STEVE &	DPA		-26.04	DEPOSIT AP	1
5/27/2010	100499	MEDDINGS, STEVE &	DPR		-24.01	REFUND DUE	1
5/27/2010	100529	SEALS, RICK	DPR		-50.06	REFUND DUE	1
5/27/2010	100555	HERALD, AMY SCIESZ	DPR		-50.06	REFUND DUE	1

CANNONBURG WATER DISTRICT
 ADJUSTMENT REPORT FOR 5/1/2010 TO 5/31/2010
 SORTED BY TRANSACTION DATE

TRANDATE	ACCOUNT	NAME	TYP	DEBIT	CREDIT	REFERENCE	BY
5/27/2010	100599	(I)CARTEE LAND DEV	PE		-38.44	ERROR BILL	1
5/27/2010	100699	PORTER, RAY	DPR		-50.06	REFUND DUE	1
5/27/2010	100919	SEASOR, JARRED	DPR		-50.06	REFUND DUE	1
5/27/2010	101030	SHELTON, RALPH W	PE	22.85		POSTING ER	1
5/27/2010	101078	BREWER, RUTH	LEK		-12.19	COMMODE LE	1
5/27/2010	101139	BUSH, RICK & SHEIL	LEK		-24.90	LEAK IN ME	1
5/27/2010	101166	(I)PENNINGTON, PAU	LEK		-20.54	LEAK	1
5/27/2010	101457	SHELTON II, CHARLE	PE		-22.85	POST ERR	1
5/27/2010	101628	KERLEY, LEE M	MMR		-171.49	METYER CHA	1
5/27/2010	102034	PETRE, MARTIN	LEK		-48.72	LEAK	1
5/27/2010	102138	CLINE, ROY	LEK		-34.27	LEAK3	1
5/27/2010	102699	GILBERT JR, DENNIS	MMR		-48.35	METER WRON	1
5/27/2010	102699	GILBERT JR, DENNIS	MMR	48.35		METER DATE	1
5/27/2010	103089	(I)CLARKE, CAROL	PE		-92.01	DID NOT CL	1
5/27/2010	103362	MEADOWS, CAROL	LEK		-15.85	LEAK	1
5/27/2010	103530	JOHNSON, MIKE	LEK		-15.21	LEAK	1
5/27/2010	103577	ELSWICK, ALICE	LEK		-57.21	LEAK	1
5/27/2010	103615	STACEY, HARLEM	PE		-118.06	POSTING ER	1
5/27/2010	103678	STINES, JOHN	PEA		-39.25	POST ERR	1
5/27/2010	103687	ENGLISH, MAX	PE	39.25		POST ERR	1
5/27/2010	103823	DEARMON, PAMELA &	DPR		-50.06	REFUND DUE	1
5/27/2010	104001	PLUMLEY, CASSANDRA	DPR		-9.60	REFUND DUE	1
5/27/2010	104001	PLUMLEY, CASSANDRA	DPA		-40.45	DEPOSIT AP	1
5/27/2010	104053	THOMPSON, PRISCILL	PEN		-2.22	LATE CHARG	1
5/27/2010	104065	CURRELI, JONELL	DPR		-32.96	REFUND DUE	1
5/27/2010	104065	CURRELI, JONELL	DPA		-17.10	DEPOSIT AP	1
5/27/2010	104194	VANOVER, JERAMIE	DPA		-19.77	DEPOSIT AP	1
5/27/2010	104194	VANOVER, JERAMIE	DPR		-30.29	REFUND DUE	1
5/27/2010	104235	SHIVE OF ASHLAND L	LEK		-323.02	LEAK	1
5/27/2010	104492	CAMPBELL, LONI OR	LEK		-17.87	LEAK	1
5/27/2010	104594	FLOYD, CHERYL	LEK		-82.87	LEAK	1
5/27/2010	104618	BERNER, MATT	DPR		-18.26	REFUND DUE	1
5/27/2010	104618	BERNER, MATT	DPA		-31.79	DEPOSIT AP	1
5/27/2010	104752	FRYE, STACEY D	DPR		-25.94	REFUND DUE	1
5/27/2010	104752	FRYE, STACEY D	DPA		-24.12	DEPOSIT AP	1
5/27/2010	104793	ALLEN, DONNA	LEK		-29.82	LEAK	1
5/27/2010	104939	FRITZ, BILL	PE		-67.76	MISREAD	1
5/27/2010	105112	ANDERS, JASON & AN	DRF		-33.02	DEPOSIT AP	1
5/27/2010	105146	KERLEY, LEE	PE	258.41		POST ERR	1
				=====	=====		
DATE TOTAL				368.86	-2,031.80	-1,662.94	
				=====	=====		
TOTAL ADJUSTMTS				708.56	-2760.85	-2,052.29	
TRANS COUNT				75			

Credit total includes overpayments in the amount of (\$490.25)
 <<< END OF ADJUSTMENT REPORT >>>

CANNONBURG WATER DISTRICT
 ADJUSTMENT REPORT FOR 06/01/10 TO 06/30/10
 SORTED BY TRANSACTION TYPE

TRANDATE	ACCOUNT	NAME	TYP	DEBIT	CREDIT	REFERENCE	BY
6/2/2010	100768	(I)CRISP, DUANE &	DEB	78.42		REFUND CR	1
		DEB TYPE TOTAL		78.42	0.00	78.42	
6/8/2010	100147	(I)UNDERDONK, NANC	DPA		-50.03	DEPOSIT AP	1
6/7/2010	100687	(F)QUEEN, VALERIE	DPA		-50.00	DEPOSIT AP	1
6/30/2010	101157	DUNLAP, BEVERLY	DPA		-49.77	DEPOSIT AP	1
6/11/2010	102637	(F)PACK, JASON	DPA		-50.00	DEPOSIT AP	1
6/2/2010	103909	(F)N-SHAPE FITNESS	DPA		-36.26	DEPOSIT AP	1
6/1/2010	103953	(F)SMITH/Z CAUDILL	DPA		-42.67	DEPOSIT AP	1
6/11/2010	104017	(F)LITTLETON, CHAR	DPA		-50.04	DEPOSIT AP	1
6/30/2010	104669	WORKMAN, REBECCA	DPA		-22.83	DEPOSIT AP	1
6/18/2010	104977	(F)DAHLER, GILBERT	DPA		-21.57	DEPOSIT AP	1
6/4/2010	105048	(F)PETERMAN, REBEC	DPA		-50.00	DEPOSIT AP	1
6/22/2010	105095	(F)WEHNER, GREGORY	DPA		-17.10	DEPOSIT AP	1
6/4/2010	105115	(F)ANDREASEN, DOUG	DPA		-37.39	DEPOSIT AP	1
6/11/2010	105120	(F)BLACK, AMY	DPA		-38.67	DEPOSIT AP	1
6/1/2010	105138	(F)JUSTICE, MARK &	DPA		-17.10	DEPOSIT AP	1
		DPA TYPE TOTAL		0.00	-533.43	-533.43	
6/30/2010	100551	BOEK, DANIEL & NIC	DPR		-50.05	REFUND DUE	1
6/30/2010	101157	DUNLAP, BEVERLY	DPR		-0.28	REFUND DUE	1
6/30/2010	101311	CARROLL, LISA	DPR		-50.05	REFUND DUE	1
6/30/2010	101764	MYERS, DIANE & PAU	DPR		-50.05	REFUND DUE	1
6/30/2010	102848	PARSONS, KEITH	DPR		-50.05	REFUND DUE	1
6/30/2010	103493	PROBASCO, JENNIFER	DPR		-50.00	REFUND DUE	1
6/30/2010	103862	JARVIS, ERIC & KEL	DPR		-50.05	REFUND DUE	1
6/2/2010	103909	(F)N-SHAPE FITNESS	DPR		-13.74	REFUND DUE	1
6/30/2010	103915	SPARKS, KENNY & ME	DPR		-50.05	REFUND DUE	1
6/1/2010	103953	(F)SMITH/Z CAUDILL	DPR		-7.39	REFUND DUE	1
6/30/2010	103996	SHANNON, JOSEPH	DPR		-50.05	REFUND DUE	1
6/30/2010	104669	WORKMAN, REBECCA	DPR		-27.22	REFUND DUE	1
6/18/2010	104977	(F)DAHLER, GILBERT	DPR		-28.43	REFUND DUE	1
6/22/2010	105095	(F)WEHNER, GREGORY	DPR		-32.90	REFUND DUE	1
6/4/2010	105115	(F)ANDREASEN, DOUG	DPR		-12.61	REFUND DUE	1
6/11/2010	105120	(F)BLACK, AMY	DPR		-11.33	REFUND DUE	1
6/1/2010	105138	(F)JUSTICE, MARK &	DPR		-32.90	REFUND DUE	1
		DPR TYPE TOTAL		0.00	-567.15	-567.15	
6/2/2010	101302	(I)MOORE, GLENN	DRF	8.94		FIN DEP RE	1
6/2/2010	102428	(I)SPARKS, IVAN	DRF	32.96		FIN DEP RE	1
6/2/2010	104109	(I)PATTERSON, MARY	DRF	6.28		FIN DEP RE	1
6/2/2010	105014	(I)BROWN, DELANE D	DRF	15.80		FIN DEP RE	1
6/2/2010	105045	(I)MURRAY, LINDA L	DRF	32.90		FIN DEP RE	1
		DRF TYPE TOTAL		96.88	0.00	96.88	
6/29/2010	100204	FISH, TERRY	LEK		-52.33	LEAK COMMO	1
6/29/2010	100264	CLEVINGER JR, HUGH	LEK		-133.75	LEAK 2 MOT	1
6/29/2010	101139	BUSH, RICK & SHEIL	LEK		-17.15	LEAK CARRY	1
6/29/2010	102034	PETRE, VERNONA	LEK		-202.40	LEAK CARRY	1
6/29/2010	102320	LEE, LARRY	LEK		-33.12	LEAK	1
6/29/2010	102322	RICE, CHARLES	LEK		-71.96	LEAK	1
6/29/2010	102409	SEXTON, TRISTA	LEK		-53.35	LEAK	1
6/29/2010	102905	MEADOR, HERBERT	LEK		-50.99	LEAK	1

CANNONBURG WATER DISTRICT
 ADJUSTMENT REPORT FOR 06/01/10 TO 06/30/10
 SORTED BY TRANSACTION TYPE

TRANSDATE	ACCOUNT	NAME	TYP	DEBIT	CREDIT	REFERENCE	BY
6/29/2010	103536	HERN, TOM	LEK		-70.03	LEAK BATHR	1
6/29/2010	103577	ELSWICK, ALICE	LEK		-26.67	LEAK	1
6/29/2010	104159	WILLIAMS, BETTY	LEK		-60.03	LEAK	1
6/29/2010	104204	BRADLEY, MILTON	LEK		-114.69	LEAK 2 MOT	1
6/29/2010	104860	WELLS, NANCY J	LEK		-53.30	LEAK	1
6/29/2010	104942	WITHROW, CLIFFORD	LEK		-22.48	LEAK CAR O	1
LEK TYPE TOTAL				0.00	-962.25	-962.25	
6/29/2010	101078	BREWER, RUTH	MMR		-25.24	LEAK CARRY	1
6/29/2010	102024	KEELIN, RICHARD	MMR		-25.49	METER CHAN	1
6/29/2010	102126	TOPPING, FREDRICK	MMR		-599.29	LEAK REAR	1
6/3/2010	105021	MAYS, JASON	MMR	17.10		CORCT BILL	1
MMR TYPE TOTAL				17.10	-650.02	-632.92	
6/29/2010	101698	VANHORN, JEAN	PE	17.10		APPLIED IN	1
6/14/2010	102699	GILBERT JR, DENNIS	PE		-49.32	POSTED ADJ	1
6/29/2010	102964	BLEVINS, LINDA	PE	29.23		APPLIED TO	1
6/29/2010	102967	WHEATLEY, WILLIAM	PE		-29.23	POSTING PA	1
PE TYPE TOTAL				46.33	-78.55	-32.22	
6/29/2010	102967	WHEATLEY, WILLIAM	PEN		-2.92	PENALTY	1
6/29/2010	105070	MILLER, J B	PEN		-1.71	PENALTY	1
PEN TYPE TOTAL				0.00	-4.63	-4.63	
TOTAL ADJUSTMTS				238.73	-2796.03	-2,557.30	
TRANS COUNT				61			

TYPE	DEBITS	CREDITS	TOTAL
DEB	\$78.42	\$0.00	\$78.42
DPA	\$0.00	(\$533.43)	(\$533.43)
DPR	\$0.00	(\$567.15)	(\$567.15)
DRF	\$96.88	\$0.00	\$96.88
LEK	\$0.00	(\$962.25)	(\$962.25)
MMR	\$17.10	(\$650.02)	(\$632.92)
PE	\$46.33	(\$78.55)	(\$32.22)
PEN	\$0.00	(\$4.63)	(\$4.63)

Credit total includes overpayments in the amount of (\$603.91)
 <<< END OF ADJUSTMENT REPORT >>>

CANNONSBURG WATER DISTRICT
 ADJUSTMENT REPORT FOR 07/01/10 TO 07/31/10
 SORTED BY TRANSACTION TYPE

TRANSDATE	ACCOUNT	NAME	TYP	DEBIT	CREDIT	REFERENCE	BY
7/30/2010	100663	(I)MELVIN, GEORGE	DPA		-50.00	DEPOSIT AP	1
7/11/2010	104488	(I)ERWIN, JOLENE	DPA		-50.04	DEPOSIT AP	1
7/20/2010	104759	(I)WILLIAMS, SHANE	DPA		-50.01	DEPOSIT AP	1
7/30/2010	105033	TACKETT, MARIE / J	DPA		-50.00	DEPOSIT AP	1
7/28/2010	105038	(I)MCGINNIS, STEPH	DPA		-50.00	DEPOSIT AP	1
7/16/2010	105044	(I)SHAMBLIN, CRYST	DPA		-48.51	DEPOSIT AP	1
7/20/2010	105084	(I)COLEMAN, BILLY	DPA		-50.00	DEPOSIT AP	1
7/30/2010	105117	(I)WATSON JR, RUSS	DPA		-50.00	DEPOSIT AP	1
7/26/2010	105144	(I)LOAN, J D	DPA		-16.60	DEPOSIT AP	1
				=====	=====		
		DPA TYPE TOTAL		0.00	-415.16	-415.16	
7/16/2010	105044	(I)SHAMBLIN, CRYST	DPR		-1.49	REFUND DUE	1
7/26/2010	105144	(I)LOAN, J D	DPR		-33.40	REFUND DUE	1
				=====	=====		
		DPR TYPE TOTAL		0.00	-34.89	-34.89	
7/26/2010	100454	CARVER, LARRY A	LEK		-70.77	YARD LEAK	1
7/26/2010	100671	(I)DUNN, BRANDI R	LEK		-118.30	LEAK	1
7/26/2010	100778	PHILLIPS JR, DAN E	LEK		-31.20	COMMODE LE	1
7/26/2010	101114	CONLEY, EDWARD E	LEK		-16.87	YARD LEAK	1
7/29/2010	101540	KELLEY, AMY & CHAR	LEK		-54.73	LEAK	1
7/26/2010	101652	MILLER, KEITH & LI	LEK		-77.88	YARD LEAK	1
7/29/2010	102096	FERGUSON, LARRY	LEK		-34.83	LEAK	1
7/26/2010	102126	TOPPING, FREDRICK	LEK		-639.81	LEAK CARRY	1
7/26/2010	102157	(I)CAUDILL, LARRY	LEK		-427.78	PIPE LEAK	1
7/26/2010	102230	HULETT, FRANKLIN	LEK		-68.10	LEAK IN LI	1
7/2/2010	102320	LEE, VERNA	LEK		-25.90	LEAK CARRY	1
7/26/2010	102322	(I)RICE, CHARLES	LEK		-33.99	LEAK	1
7/26/2010	102553	STEELE, OTIS L	LEK		-65.49	LEAK	1
7/2/2010	102828	(I)FANNIN, MIKE &	LEK		-48.71	LEAK	1
7/26/2010	103005	DEAN, TODD	LEK		-42.17	BATHROOM L	1
7/2/2010	103123	HUFFMAN, KELLY & A	LEK		-38.03	LEAK	1
7/26/2010	103536	HERN, TOM	LEK		-34.15	BATHROOM L	1
7/2/2010	103599	NETHERCUTT, KEVIN	LEK		-23.99	LEAK	1
7/26/2010	104204	BRADLEY, MILTON	LEK		-50.98	LEAK CARRY	1
7/26/2010	104269	CALDWELL, LINDA	LEK		-13.44	LEAK IN LI	1
7/26/2010	104594	FLOYD, CHERYL	LEK		-109.64	LEAK IN LI	1
7/26/2010	104860	WELLS, NANCY J	LEK		-69.90	LEAK CARRY	1
7/26/2010	104863	MCGINNIS, THOMAS	LEK		-82.17	LEAK	1
7/26/2010	104897	(I)CLARK, APRIL	LEK		-27.77	HOT WATER	1
7/26/2010	104990	FASSON, BRANDON/ D	LEK		-29.21	BATHROOM L	1
7/29/2010	105130	(I)STAPLETON, EARL	LEK		-17.10	LEAK	1
				=====	=====		
		LEK TYPE TOTAL		0.00	-2,252.91	-2,252.91	
7/19/2010	102872	(W)LEGGETT, LORI	PAO	35.53		PAID PREV	1
7/2/2010	103461	(W)CONN, AARON	PAO	115.17		PREVIOUS A	1
				=====	=====		
		PAO TYPE TOTAL		150.70	0.00	150.70	
7/2/2010	100336	(I)WILLIAMS, MERAL	PE	42.25		PO APPLIED	1
7/1/2010	100742	HUNT / LAWN TAP, S	PE	42.25		PO ERROR N	1
7/26/2010	101083	RUPERT, JOE T	PE		-25.40	POST TO WR	1
7/26/2010	101090	RUPERT, TOMMY	PE	25.40		POST TO WR	1
7/2/2010	101799	(N)LEWIS /LAWN TAP	PE	41.65		NOT MADE A	1
7/2/2010	101824	CONLEY, SHERRI ANN	PE	57.23		PYMT APP T	1

CANNONSBURG WATER DISTRICT
 ADJUSTMENT REPORT FOR 07/01/10 TO 07/31/10
 SORTED BY TRANSACTION TYPE

TRANDATE	ACCOUNT	NAME	TYP	DEBIT	CREDIT	REFERENCE	BY
7/12/2010	104945	BECKETT, CAROLINE	PE	18.81		APPLIED TO	1
7/12/2010	104946	(I)STEADMAN, JEAN	PE		-18.81	APPLIED TO	1
7/1/2010	105087	RAMEY, WILLIAM	PE		-42.25	PO ERROR I	1
7/26/2010	105112	ANDERS, JASON & AN	PE		-182.17	POSTED WRO	1
		PE TYPE TOTAL		227.59	-268.63	-41.04	
7/26/2010	101083	RUPERT, JOE T	PEN		-2.54	PENALTY	1
7/26/2010	101111	FIRST BPT CH OF CA	PEN		-2.60	PENALTY	1
7/26/2010	104945	BECKETT, CAROLINE	PEN		-1.71	PENALTY	1
7/2/2010	105087	RAMEY, WILLIAM	PEN		-4.23	LATE CHARG	1
		PEN TYPE TOTAL		0.00	-11.08	-11.08	
7/2/2010	103050	BCS-E C L C SOUTH,	SPE		-5.09	SPE ERROR	1
7/2/2010	104779	BCS-BASEBALL/SPRIN	SPE		-7.57	SPE ERROR	1
7/2/2010	104781	BCS-HIGH SCHOOL,	SPE		-24.20	SPE ERROR	1
7/2/2010	104784	BCS-VOCATIONAL SCH	SPE		-15.30	SPE ERROR	1
7/2/2010	104785	BCS-CANNONSBURG EL	SPE		-73.73	SPE ERROR	1
		SPE TYPE TOTAL		0.00	-125.89	-125.89	
7/26/2010	105077	BAYLESS, GEORGE P	WAT		-35.91	NOT HOOKED	1
		WAT TYPE TOTAL		0.00	-35.91	-35.91	
		TOTAL ADJUSTMNTS		378.29	-3144.47	-2,766.18	
		TRANS COUNT		59			

TYPE	DEBITS	CREDITS	TOTAL
DPA	\$0.00	(\$415.16)	(\$415.16)
DPR	\$0.00	(\$34.89)	(\$34.89)
LEK	\$0.00	(\$2,252.91)	(\$2,252.91)
PAO	\$150.70	\$0.00	\$150.70
PE	\$227.59	(\$268.63)	(\$41.04)
PEN	\$0.00	(\$11.08)	(\$11.08)
SPE	\$0.00	(\$125.89)	(\$125.89)
WAT	\$0.00	(\$35.91)	(\$35.91)

Credit total includes overpayments in the amount of \$0.00
 <<< END OF ADJUSTMENT REPORT >>>

CANNONBURG WATER DISTRICT
 ADJUSTMENT REPORT FOR 08/01/10 TO 08/31/10
 SORTED BY TRANSACTION TYPE

TRANDATE	ACCOUNT	NAME	TYP	DEBIT	CREDIT	REFERENCE	BY
8/4/2010	105044	(I)SHAMBLIN, CRYST	DEB	1.49		DEP REF <5	1
		DEB TYPE TOTAL		1.49	0.00	1.49	
8/2/2010	100386	THOMAS, MARY	DPA		-50.04	DEPOSIT AP	1
8/24/2010	100531	(I)DILLON, LESLIE	DPA		-28.59	DEPOSIT AP	1
8/24/2010	100535	(I)DANIELS, TONY	DPA		-50.02	DEPOSIT AP	1
8/2/2010	100708	JACKSON, RYAN & EM	DPA		-25.40	DEPOSIT AP	1
8/2/2010	101044	BAER, SHARON	DPA		-24.12	DEPOSIT AP	1
8/2/2010	101416	VANOVER, CHRISTOPH	DPA		-17.10	DEPOSIT AP	1
8/31/2010	101419	NUNLEY, JOE & KATH	DPA		-17.10	DEPOSIT AP	1
8/31/2010	101660	FRILEY, MELISSA	DPA		-21.11	DEPOSIT AP	1
8/2/2010	101780	MELVIN, TRAVIS / S	DPA		-22.21	DEPOSIT AP	1
8/2/2010	102063	WILLIAMS, JERRY SU	DPA		-35.91	DEPOSIT AP	1
8/2/2010	103340	WRIGHT, JOE	DPA		-20.74	DEPOSIT AP	1
8/2/2010	103346	GEYER, WALTER	DPA		-17.10	DEPOSIT AP	1
8/19/2010	103794	(I)CHILDERS, AARON	DPA		-35.48	DEPOSIT AP	1
8/2/2010	103973	(I)HOAG, ANDREW	DPA		-50.04	DEPOSIT AP	1
8/31/2010	104007	BEZINQUE, JULIE	DPA		-17.10	DEPOSIT AP	1
8/31/2010	104062	TAYLOR, JENNIFER L	DPA		-20.93	DEPOSIT AP	1
8/2/2010	104523	(I)LESTER, LESLIE	DPA		-50.04	DEPOSIT AP	1
8/2/2010	104887	CORDIAL, CHADD & M	DPA		-50.04	DEPOSIT AP	1
8/10/2010	104942	(I)WITHROW, CLIFFO	DPA		-34.20	DEPOSIT AP	1
8/2/2010	104973	(I)AE FABRICATION	DPA		-36.26	DEPOSIT AP	1
8/2/2010	105032	(I)STEPHENS, DORLE	DPA		-34.20	DEPOSIT AP	1
8/31/2010	105152	(I)KELLY, STEVEN	DPA		-50.00	DEPOSIT AP	1
8/3/2010	105158	(I)NANCE, JARRED &	DPA		-50.00	DEPOSIT AP	1
8/31/2010	105241	(I)ATKINS, JOSEPH	DPA		-20.29	DEPOSIT AP	1
8/20/2010	105287	(I)GUNN, JENNIFER	DPA		-17.10	DEPOSIT AP	1
		DPA TYPE TOTAL		0.00	-795.12	-795.12	
8/31/2010	100268	GIBEAUT, SUZIE & S	DPR		-50.03	REFUND DUE	1
8/31/2010	100508	SHOGREN, CURTIS	DPR		-50.02	REFUND DUE	1
8/24/2010	100531	(I)DILLON, LESLIE	DPR		-21.41	REFUND DUE	1
8/2/2010	100708	JACKSON, RYAN & EM	DPR		-24.64	REFUND DUE	1
8/2/2010	101044	BAER, SHARON	DPR		-25.91	REFUND DUE	1
8/2/2010	101416	VANOVER, CHRISTOPH	DPR		-32.94	REFUND DUE	1
8/31/2010	101419	NUNLEY, JOE & KATH	DPR		-32.90	REFUND DUE	1
8/31/2010	101660	FRILEY, MELISSA	DPR		-28.92	REFUND DUE	1
8/2/2010	101780	MELVIN, TRAVIS / S	DPR		-27.83	REFUND DUE	1
8/31/2010	101966	TOLLIVER, GERRAD	DPR		-50.02	REFUND DUE	1
8/31/2010	102050	RICHMOND, AMANDA &	DPR		-50.03	REFUND DUE	1
8/2/2010	102063	WILLIAMS, JERRY SU	DPR		-14.13	REFUND DUE	1
8/31/2010	102236	BLEVINS, JASON	DPR		-50.03	REFUND DUE	1
8/31/2010	102542	(I)FINLEY, CRYSTAL	DPR		-50.03	REFUND DUE	1
8/31/2010	103082	(I)SPANGLER, RYAN	DPR		-50.03	REFUND DUE	1
8/31/2010	103183	BUSSA, ROCHELLE &	DPR		-50.02	REFUND DUE	1
8/2/2010	103340	WRIGHT, JOE	DPR		-29.29	REFUND DUE	1
8/2/2010	103346	GEYER, WALTER	DPR		-32.94	REFUND DUE	1
8/19/2010	103794	(I)CHILDERS, AARON	DPR		-14.52	REFUND DUE	1
8/31/2010	104007	BEZINQUE, JULIE	DPR		-32.93	REFUND DUE	1
8/31/2010	104062	TAYLOR, JENNIFER L	DPR		-29.10	REFUND DUE	1
8/10/2010	104942	(I)WITHROW, CLIFFO	DPR		-15.80	REFUND DUE	1
8/2/2010	104973	(I)AE FABRICATION	DPR		-13.74	REFUND DUE	1
8/2/2010	105032	(I)STEPHENS, DORLE	DPR		-15.80	REFUND DUE	1
8/19/2010	105237	(I)CRAGER, RUSSEL	DPR		-50.00	REFUND DUE	1

CANNONBURG WATER DISTRICT
 ADJUSTMENT REPORT FOR 08/01/10 TO 08/31/10
 SORTED BY TRANSACTION TYPE

TRANDATE	ACCOUNT	NAME	TYP	DEBIT	CREDIT	REFERENCE	BY
8/31/2010	105241	(I)ATKINS, JOSEPH	DPR		-29.71	REFUND DUE	1
8/20/2010	105287	(I)GUNN, JENNIFER	DPR		-32.90	REFUND DUE	1
		DPR TYPE TOTAL		0.00	-905.62	-905.62	
8/4/2010	104086	(I)MURRAY, MELISSA	DRF	17.59		CK# 2099	1
8/4/2010	105144	(I)LOAN, J D	DRF	33.40		CK# 2100	1
		DRF TYPE TOTAL		50.99	0.00	50.99	
8/27/2010	100202	QUEEN, TRACI	LEK		-71.92	METER BUST	1
8/12/2010	100204	FISH, TERRY	LEK		-95.06	COMMODE LE	1
8/27/2010	100240	BRINKMAN, JON & MI	LEK		-30.00	COMMODE LE	1
8/27/2010	100671	(I)DUNN, BRANDI R	LEK		-182.97	COMMODE FL	1
8/27/2010	101114	CONLEY, EDWARD E	LEK		-63.57	LEAK IN YA	1
8/12/2010	101165	STEPHENS, JASON	LEK		-28.53	LEAK UNDER	1
8/12/2010	101195	BUSH, TODD	LEK		-34.99	LEAK	1
8/12/2010	101252	ROSE, STEVE	LEK		-116.75	LEAK UNDER	1
8/27/2010	101532	CRUM, CAMERON D	LEK		-67.33	LEAK	1
8/12/2010	101888	PURVIS, PAUL	LEK		-36.54	METER LEAK	1
8/12/2010	102096	FERGUSON, LARRY	LEK		-108.82	LEAK CARRY	1
8/27/2010	102230	HULETT, FRANKLIN	LEK		-35.78	LERAK CARR	1
8/12/2010	102553	STEELE, OTIS L	LEK		-96.76	LEAK CARRY	1
8/27/2010	102678	NEWSOME, LISA	LEK		-114.65	COMMODE LE	1
8/12/2010	102991	(I)SELVAGE, EDWARD	LEK		-426.06	LEAK	1
8/12/2010	103069	BOWLING, KEVIN	LEK		-52.61	HOT WATER	1
8/12/2010	103142	AAA ELECT CONST CO	LEK		-143.88	YARD HYDRA	1
8/27/2010	103231	KAZEE, MARVIN	LEK		-26.01	YARD LEAK	1
8/27/2010	103619	BLEVINS, PAUL	LEK		-30.44	LEAK IN YA	1
8/27/2010	104161	WILLIAMS, DEBRA	LEK		-18.29	LINE IN YD	1
8/12/2010	104269	CALDWELL, LINDA	LEK		-297.52	LEAK	1
8/12/2010	104274	NEWMAN, TONY	LEK		-76.14	LEAK	1
8/27/2010	104369	PRICHARD REALTY,	LEK		-105.15	LEAK BY ME	1
8/12/2010	104496	LAWSON, ROGER	LEK		-37.16	LEAK	1
8/27/2010	104577	SPERRY, WENDELL &	LEK		-29.31	BATHROOM L	1
8/27/2010	105058	AKERS, DEBRA	LEK		-18.66	COMMODE LE	1
8/12/2010	105157	ALEXANDER, NANCY E	LEK		-728.95	LEAK	1
8/27/2010	105212	ROBINETTE, JAMES &	LEK		-39.97	LEAK	1
		LEK TYPE TOTAL		0.00	-3,113.82	-3,113.82	
8/27/2010	101671	PRESTON, DELLA	PE		-20.00	POSTED TO	1
8/17/2010	101710	CAUDILL, MARY	PE	1.13		CCF NOT P	1
8/12/2010	105106	(I)RE/MAX REALTY,	PE		-17.10	NO USAGE	1
		PE TYPE TOTAL		1.13	-37.10	-35.97	
8/12/2010	104906	JONES, GENEVA	PEN		-2.16	PENALTY NO	1
8/12/2010	105089	(I)HENSLEY REALTY,	PEN		-1.71	PENALTY NO	1
		PEN TYPE TOTAL		0.00	-3.87	-3.87	
		TOTAL ADJUSTMTS		53.61	-4855.53	-4,801.92	
		TRANS COUNT		88			

TYPE	DEBITS	CREDITS	TOTAL
DEB	\$1.49	\$0.00	\$1.49
DPA	\$0.00	(\$795.12)	(\$795.12)
DPR	\$0.00	(\$905.62)	(\$905.62)
DRF	\$50.99	\$0.00	\$50.99
LEK	\$0.00	(\$3,113.82)	(\$3,113.82)

PE	\$1.13	(\$37.10)	(\$35.97)
PEN	\$0.00	(\$3.87)	(\$3.87)

Credit total includes overpayments in the amount of (\$9.45)
<<< END OF ADJUSTMENT REPORT >>>

CANNONBURG WATER DISTRICT
 ADJUSTMENT REPORT FOR 09/01/10 TO 09/30/10
 SORTED BY TRANSACTION TYPE

TRANDATE	ACCOUNT	NAME	TYP	DEBIT	CREDIT	REFERENCE	BY
9/8/2010	103794	(I)CHILDERS, AARON	ADE	14 52		ALREADY RE	1
9/8/2010	104973	(I)AE FABRICATION	ADE		-1,360 26	DEP REF ER	1
		ADE TYPE TOTAL		14 52	-1,360 26	-1,345 74	
9/7/2010	100671	(I)DUNN, BRANDI R	DPA		-50 00	DEPOSIT AP	1
9/7/2010	101688	(I)SUNLAND CONSTR	DPA		-50 00	DEPOSIT AP	1
9/29/2010	103735	HOWARD, KAREN J	DPA		-27 27	DEPOSIT AP	1
9/7/2010	103936	(I)BELLOMY, SARAH	DPA		-50 01	DEPOSIT AP	1
9/29/2010	104408	(I)CANTRELL, BRAND	DPA		-27 32	DEPOSIT AP	1
9/29/2010	104429	(I)MCKENZIE, ANTHO	DPA		-50 02	DEPOSIT AP	1
9/21/2010	104738	(I)CARROLL, CATHY	DPA		-50 01	DEPOSIT AP	1
9/8/2010	104835	(I)MOORE, PAMELA	DPA		-50 02	DEPOSIT AP	1
9/2/2010	104995	(I)ELLIS, TIFFANY	DPA		-50 00	DEPOSIT AP	1
9/8/2010	105026	(I)GREEN, JOSH	DPA		-50 00	DEPOSIT AP	1
9/8/2010	105069	(I)HUTCHINSON, VAN	DPA		-50 00	DEPOSIT AP	1
9/29/2010	105099	(I)PERRY, ALAN R &	DPA		-50 00	DEPOSIT AP	1
9/17/2010	105124	(I)AMBURGEY, KATRI	DPA		-34 20	DEPOSIT AP	1
9/8/2010	105148	(I)MCCOY, ELYSSA	DPA		-50 00	DEPOSIT AP	1
9/8/2010	105151	(I)MEEKS, JONCE	DPA		-50 00	DEPOSIT AP	1
9/30/2010	105176	(I)FANNIN, THOMAS	DPA		-50 00	DEPOSIT AP	1
9/21/2010	105179	(I)PURYEAR, PAM	DPA		-50 00	DEPOSIT AP	1
9/30/2010	105197	(I)G L R INC,	DPA		-50 00	DEPOSIT AP	1
9/30/2010	105203	(I)MORIEL, DEANNA	DPA		-50 00	DEPOSIT AP	1
9/29/2010	105227	(I)PARKER, BRADLEY	DPA		-34 20	DEPOSIT AP	1
9/30/2010	105257	(I)MILLER, ADAM	DPA		-35 91	DEPOSIT AP	1
9/23/2010	105299	(I)BAYS, SUSAN	DPA		-50 00	DEPOSIT AP	1
		DPA TYPE TOTAL		0 00	-1,008 96	-1,008 96	
9/29/2010	100394	MILLS, DERRICK	DPR		-50 01	REFUND DUE	1
9/8/2010	100531	(I)DILLON, LESLIE	DPR	21 41		REFUND DEP	1
9/29/2010	100538	MULLINS, MICHAEL	DPR		-50 02	REFUND DUE	1
9/29/2010	103735	HOWARD, KAREN J	DPR		-22 75	REFUND DUE	1
9/29/2010	103887	REFFITT, GARY E	DPR		-50 01	REFUND DUE	1
9/29/2010	104055	WHITE, AARON T	DPR		-50 02	REFUND DUE	1
9/29/2010	104307	MAY, DAVID S	DPR		-50 02	REFUND DUE	1
9/29/2010	104352	CHARLAND, SHEILA	DPR		-50 01	REFUND DUE	1
9/29/2010	104408	(I)CANTRELL, BRAND	DPR		-22 70	REFUND DUE	1
9/29/2010	104545	(I)TRIGG, WINFORD	DPR		-50 02	REFUND DUE	1
9/29/2010	104724	SMITH, JOSEPH D	DPR		-50 02	REFUND DUE	1
9/8/2010	104942	(I)WITHROW, CLIFFO	DPR	15 80		REFUND DEP	1
9/8/2010	104973	(I)AE FABRICATION	DPR	1,374 00		REFUND DEP	1
9/8/2010	105032	(I)STEPHENS, DORLE	DPR	15 80		REFUND DEP	1
9/17/2010	105124	(I)AMBURGEY, KATRI	DPR		-15 80	REFUND DUE	1
9/29/2010	105227	(I)PARKER, BRADLEY	DPR		-15 80	REFUND DUE	1
9/8/2010	105237	(I)CRAGER, RUSSEL	DPR	50 00		REF DEP	1
9/8/2010	105241	(I)ATKINS, JOSEPH	DPR	29 71		REF DUE	1
9/30/2010	105257	(I)MILLER, ADAM	DPR		-14 09	REFUND DUE	1
9/8/2010	105287	(I)GUNN, JENNIFER	DPR	32 90		DEP REF	1
		DPR TYPE TOTAL		1,539 62	-491 27	1,048 35	
9/17/2010	100262	ZIMMERMAN, PENNY K	LEK		-97 30	LEAK	1
9/17/2010	100318	REED, PAUL	LEK		-64 06	LEAK	1
9/17/2010	100361	HOLCOMB, MIKE	LEK		-305 90	LEAK OUTSI	1
9/17/2010	100429	SALYERS, CHARLES	LEK		-30 09	BATHROOM L	1

CANNONSBURG WATER DISTRICT
 ADJUSTMENT REPORT FOR 09/01/10 TO 09/30/10
 SORTED BY TRANSACTION TYPE

TRANDATE	ACCOUNT	NAME	TYP	DEBIT	CREDIT	REFERENCE	BY
9/29/2010	100629	CONLEY, CHARLES &	LEK		-72.73	LINE LEAK	1
9/29/2010	100713	CRUM, BARBARA A	LEK		-65.70	YARD LEAK	1
9/29/2010	100733	FRANCIS, CYNTHIA	LEK		-67.87	YARD LEAK	1
9/17/2010	100855	VANOVER II, VIRGIL	LEK		-74.69	LINE LEAK	1
9/29/2010	101028	PACK, MATTHEW	LEK		-54.14	OUTSIDE FA	1
9/29/2010	101075	VANHOOSE, RAY	LEK		-15.49	LEAK	1
9/29/2010	101114	CONLEY, EDWARD E	LEK		-63.19	LINE LEAK	1
9/29/2010	101169	STEPHENS, SONYA	LEK		-44.13	LEAK UNDER	1
9/17/2010	101195	BUSH, TODD	LEK		-73.01	LINE LEAK	1
9/17/2010	101252	ROSE, STEVE	LEK		-20.17	LEAK CARRY	1
9/17/2010	101713	LOCKWOOD, BAMBI &	LEK		-15.25	LINE LEAK	1
9/17/2010	101832	MAYNARD, ROBERT	LEK		-49.25	LEAK CARRY	1
9/17/2010	101888	PURVIS, PAUL	LEK		-27.55	METER LEAK	1
9/17/2010	101901	BIGGS, AMY & BRIAN	LEK		-15.21	LEAK YARD	1
9/17/2010	101921	BRADLEY, NORMAN	LEK		-182.07	LEAK AT BA	1
9/29/2010	101968	MILLER, DARRELL	LEK		-90.33	LEAK	1
9/17/2010	102034	PETRE, VERNONA	LEK		-175.08	LEAK	1
9/17/2010	102096	FERGUSON, LARRY	LEK		-56.00	LEAK CARRY	1
9/29/2010	102142	STAPLETON, EARL	LEK		-72.59	BATH TUB L	1
9/29/2010	102291	HELTON, MIKE	LEK		-81.10	YARD LEAK	1
9/29/2010	102359	(I)VARNEY, BRITTAN	LEK		-75.44	LEAK UNDER	1
9/17/2010	102584	(I)DURHAM, RACHEL	LEK		-143.25	COMMODE	1
9/29/2010	103069	BOWLING, KEVIN	LEK		-215.99	YARD LEAK	1
9/29/2010	103142	AAA ELECT CONST CO	LEK		-25.52	LEAK OUTSI	1
9/17/2010	103309	MOORE, JOHN	LEK		-70.72	LEAK	1
9/17/2010	103365	CLARK, STEVE	LEK		-105.08	LEAK BASEM	1
9/17/2010	103619	BLEVINS, PAUL	LEK		-39.59	LEAK CARRY	1
9/17/2010	103647	MAYNARD, ERIC	LEK		-17.22	LEAK	1
9/17/2010	104248	QUEEN, RONALD L	LEK		-25.90	LEAK	1
9/17/2010	104287	HAGER, ANGELA BROW	LEK		-474.21	METER BUST	1
9/29/2010	104368	(I)MOORE, LEE ANN	LEK		-94.62	LEAK CARRY	1
9/29/2010	104570	(I)WORKMAN, MELODY	LEK		-85.21	YARD LEAK	1
9/29/2010	104593	FERGUSON, CHANDIS	LEK		-241.97	LINE LEAK	1
9/17/2010	104629	BESTER, SUSAN	LEK		-135.80	COMMODE LE	1
9/29/2010	104689	THOMAS, MARK	LEK		-105.37	HOT WATER	1
9/29/2010	105021	MAYS, JASON	LEK		-62.43	LEAK	1
9/17/2010	105128	DENICH, JUDITH	LEK		-130.66	COMMODE LE	1
		LEK TYPE TOTAL		0.00	-3,861.88	-3,861.88	
9/29/2010	101305	(I)JOHNSON, AMY	MIS		-17.10	MIS MOVED	1
		MIS TYPE TOTAL		0.00	-17.10	-17.10	
9/8/2010	105211	MCWHORTER, JOHN	PE	70.20		BIL AMT NT	1
		PE TYPE TOTAL		70.20	0.00	70.20	
9/17/2010	100821	DAVIS, KAREN	PEN		-1.71	DID NOT GE	1
		PEN TYPE TOTAL		0.00	-1.71	-1.71	
		TOTAL ADJUSTMNTS		1624.34	-6741.18	-5,116.84	
		TRANS COUNT		88			

TYPE	DEBITS	CREDITS	TOTAL
ADE	\$14.52	(\$1,360.26)	(\$1,345.74)
DPA	\$0.00	(\$1,008.96)	(\$1,008.96)
DPR	\$1,539.62	(\$491.27)	\$1,048.35
LEK	\$0.00	(\$3,861.88)	(\$3,861.88)
MIS	\$0.00	(\$17.10)	(\$17.10)

PE	\$70.20	\$0.00	\$70.20
PEN	\$0.00	(\$1.71)	(\$1.71)

Credit total includes overpayments in the amount of \$0.00
<<< END OF ADJUSTMENT REPORT >>>

CANNONSBURG WATER DISTRICT
 ADJUSTMENT REPORT FOR 10/01/10 TO 10/31/10
 SORTED BY TRANSACTION TYPE

TRANSDATE	ACCOUNT	NAME	TYP	DEBIT	CREDIT	REFERENCE	BY
10/29/2010	101425	BUSH, BRANDON R	DPA		-50.01	DEPOSIT AP	1
10/27/2010	103853	(I)ARTHUR, DOUGLAS	DPA		-31.79	DEPOSIT AP	1
10/29/2010	104074	(I)DUTTON, JAMES	DPA		-17.10	DEPOSIT AP	1
10/29/2010	104460	MAYSE, STEPHANIE	DPA		-50.01	DEPOSIT AP	1
10/29/2010	104492	CAMPBELL, LONI OR	DPA		-17.74	DEPOSIT AP	1
10/29/2010	104749	WHITMAN, GLENN H	DPA		-22.85	DEPOSIT AP	1
10/29/2010	104964	RUDIE, WILLIAM JR	DPA		-28.59	DEPOSIT AP	1
10/29/2010	105003	(I)CASTLE, WILMA	DPA		-50.00	DEPOSIT AP	1
10/27/2010	105047	(I)PENNINGTON, DAV	DPA		-31.35	DEPOSIT AP	1
10/29/2010	105140	(I)CHAPMAN, DENNIS	DPA		-50.00	DEPOSIT AP	1
10/29/2010	105189	(I)MARTENS, DIANA	DPA		-19.01	DEPOSIT AP	1
10/29/2010	105239	(I)OWENS, GARY	DPA		-15.39	DEPOSIT AP	1
10/27/2010	105321	(I)GONZALES, APRIL	DPA		-19.01	DEPOSIT AP	1
				=====	=====		
DPA TYPE TOTAL				0.00	-402.85	-402.85	
10/29/2010	100832	COOK, EDWARD & NAN	DPR		-50.01	REFUND DUE	1
10/29/2010	101427	CRAFT, BRIAN	DPR		-50.01	REFUND DUE	1
10/29/2010	101706	CASTLE, KAYLA & ER	DPR		-50.01	REFUND DUE	1
10/27/2010	103853	(I)ARTHUR, DOUGLAS	DPR		-18.22	REFUND DUE	1
10/29/2010	104074	(I)DUTTON, JAMES	DPR		-32.91	REFUND DUE	1
10/29/2010	104100	TANNER, JOE	DPR		-50.01	REFUND DUE	1
10/29/2010	104492	CAMPBELL, LONI OR	DPR		-32.26	REFUND DUE	1
10/29/2010	104507	TERRY, ROBERT	DPR		-50.01	REFUND DUE	1
10/29/2010	104749	WHITMAN, GLENN H	DPR		-27.16	REFUND DUE	1
10/29/2010	104755	ST CLAIR, JAMIE	DPR		-50.00	REFUND DUE	1
10/29/2010	104811	(I)CANFIELD, DAVE	DPR		-50.09	REFUND DUE	1
10/29/2010	104964	RUDIE, WILLIAM JR	DPR		-21.41	REFUND DUE	1
10/27/2010	105047	(I)PENNINGTON, DAV	DPR		-18.65	REFUND DUE	1
10/19/2010	105124	(I)AMBURGEY, KATRI	DPR	15.80			1
10/29/2010	105133	(I)CHILDERS, DANIE	DPR		-50.00	REFUND DUE	1
10/29/2010	105189	(I)MARTENS, DIANA	DPR		-30.99	REFUND DUE	1
10/19/2010	105227	(I)PARKER, BRADLEY	DPR	15.80			1
10/29/2010	105239	(I)OWENS, GARY	DPR		-34.61	REFUND DUE	1
10/29/2010	105248	AKERS, BARRY	DPR		-50.00	REFUND DUE	1
10/19/2010	105257	(I)MILLER, ADAM	DPR	14.09			1
10/29/2010	105286	HICKS, SHAYLA	DPR		-50.00	REFUND DUE	1
10/27/2010	105321	(I)GONZALES, APRIL	DPR		-30.99	REFUND DUE	1
10/29/2010	105346	MILLER, DAVID	DPR		-50.00	REFUND DUE	1
				=====	=====		
DPR TYPE TOTAL				45.69	-797.34	-751.65	
10/22/2010	100202	QUEEN, TRACI	LEK		-46.76	LEAK	1
10/8/2010	100264	CLEVENGER JR, HUGH	LEK		-127.36	LEAK	1
10/8/2010	100318	REED, PAUL	LEK		-65.80	LEAK	1
10/22/2010	100326	SHORT, WILLIAM	LEK		-42.27	LEAK	1
10/22/2010	100428	WRIGHT, SUZETTE	LEK		-193.11	LINE LEAK	1
10/8/2010	100713	CRUM, BARBARA A	LEK		-104.27	LEAK CARRY	1
10/8/2010	100733	FRANCIS, CYNTHIA	LEK		-30.17	LEAK CARRY	1
10/8/2010	100855	VANOVER II, VIRGIL	LEK		-64.23	LEAK CARRY	1
10/22/2010	101073	HACKWORTH JR, JOHN	LEK		-43.78	LEAK	1
10/22/2010	101165	STEPHENS, JASON	LEK		-44.93	LEAK CARRY	1
10/22/2010	101176	FAULKNER, RUTH E	LEK		-11.33	COMMODE LE	1
10/29/2010	101193	GOUGE, ERNEST	LEK		-55.88	COMMODE	1
10/22/2010	101249	MCGUIRE, MILTON	LEK		-53.68	LEAK	1
10/8/2010	101298	WEBB, OPAL	LEK		-16.19	LEAK	1
10/22/2010	101335	WORKMAN, SHEILA	LEK		-175.64	LEAK	1

CANNONBURG WATER DISTRICT
 ADJUSTMENT REPORT FOR 10/01/10 TO 10/31/10
 SORTED BY TRANSACTION TYPE

TRANDATE	ACCOUNT	NAME	TYP	DEBIT	CREDIT	REFERENCE	BY
10/22/2010	101355	CIERASZYNSKI, VIRG	LEK		-572.94	LINE LEAK	1
10/29/2010	101516	WRIGHT, DANNY	LEK		-76.72	LINE LEAK	1
10/22/2010	101532	CRUM, CAMERON D	LEK		-54.18	LEAK	1
10/8/2010	101534	SHAFFER, BARBARA	LEK		-20.20	LEAK	1
10/8/2010	101713	LOCKWOOD, BAMBI &	LEK		-62.04	LEAK	1
10/8/2010	101886	GREENE, NICHOLAS E	LEK		-106.55	LEAK	1
10/29/2010	101985	ROSS, DAVID E	LEK		-207.66	LEAK	1
10/8/2010	102049	HUNLEY, JAMES R	LEK		-109.01	LEAK	1
10/8/2010	102116	CLINE, DEWEY	LEK		-93.79	LEAK	1
10/8/2010	102154	CLEVENGER, STEVE	LEK		-26.28	LEAK	1
10/22/2010	102729	MCKENZIE, BARBARA	LEK		-27.78	HOT WATER	1
10/8/2010	102828	(I)FANNIN, MIKE &	LEK		-77.07	LEAK	1
10/22/2010	103069	BOWLING, KEVIN	LEK		-83.43	LEAK CYOVE	1
10/22/2010	103586	WEBB, NATHAN DALE	LEK		-483.10	LEAK	1
10/22/2010	103654	ADKINS JR, MARSHAL	LEK		-47.87	LEAK	1
10/22/2010	104165	(I)PERKINS, BONITA	LEK		-26.69	LEAK	1
10/8/2010	104169	CAINES, DEANNE	LEK		-41.82	LEAK	1
10/8/2010	104273	HARMON, BRIDGETTE	LEK		-69.46	LEAK COMM	1
10/22/2010	104413	(I)OPELL, MIRANDA	LEK		-22.48	COMM MODE LE	1
10/29/2010	104593	FERGUSON, CHANDIS	LEK		-106.65	LEAK CARRY	1
10/29/2010	104800	(I)ELLIS, STEPHEN	LEK		-80.92	LEAK YARD	1
10/8/2010	104863	MCGINNIS, THOMAS	LEK		-68.18	LEAK	1
10/29/2010	105246	(I)LEGGETT, LORI	LEK		-59.12	LEAK	1
		LEK TYPE TOTAL		0.00	-3,599.34	-3,599.34	
10/22/2010	100432	JOHNSON SR, DON	PE		-31.15	POSTED TO	1
10/22/2010	100433	JOHNSON JR, DON	PE	31.15		POSTED TO	1
		PE TYPE TOTAL		31.15	-31.15	0.00	
10/8/2010	100361	HOLCOMB, MIKE	PEN		-17.37	PAYING ON	1
		PEN TYPE TOTAL		0.00	-17.37	-17.37	
10/18/2010	101587	KIMBERLYS BEAUTY,	PPE		-39.88	PYMT APD W	1
10/18/2010	101597	KAZEE, BYRON	PPE	39.88		PYMT APL W	1
10/13/2010	103051	LUV HOMES,	PPE		-18.13	PD 2 ACTSW	1
10/13/2010	105111	(I)OAKWOOD HOMES,	PPE	18.13		PD 2 ACCTS	1
		PPE TYPE TOTAL		58.01	-58.01	0.00	
		TOTAL ADJUSTMTS		134.85	-4906.06	-4,771.21	
		TRANS COUNT		81			

TYPE	DEBITS	CREDITS	TOTAL
DPA	\$0.00	(\$402.85)	(\$402.85)
DPR	\$45.69	(\$797.34)	(\$751.65)
LEK	\$0.00	(\$3,599.34)	(\$3,599.34)
PE	\$31.15	(\$31.15)	\$0.00
PEN	\$0.00	(\$17.37)	(\$17.37)
PPE	\$58.01	(\$58.01)	\$0.00

Credit total includes overpayments in the amount of (\$32.90)
 <<< END OF ADJUSTMENT REPORT >>>

CANNONSBURG WATER DISTRICT
 ADJUSTMENT REPORT FOR 11/01/10 TO 11/30/2010
 SORTED BY TRANSACTION DATE

TRANDATE	ACCOUNT	NAME	TYP	DEBIT	CREDIT	REFERENCE	BY
11/1/2010	100262	ZIMMERMAN, PENNY K	LEK		-147.02	LEAK ADJ C	1
		DATE TOTAL		0.00	-147.02	-147.02	
11/10/2010	100380	STROTH, CHANDRA	LEK		-83.33	METER BUST	1
11/10/2010	100713	CRUM, BARBARA A	LEK		-39.58	LEAK CARRY	1
11/10/2010	100767	MANKIN, MAX	LEK		-20.20	TOLIET	1
11/10/2010	100866	THOMAS, TOM E	LEK		-32.80	LEAK	1
11/10/2010	101073	HACKWORTH JR, JOHN	LEK		-30.47	LEAK CRRYO	1
11/10/2010	101176	FAULKNER, RUTH E	LEK		-16.40	LEAK CARRY	1
11/10/2010	101249	MCGUIRE, MILTON	LEK		-44.02	LEAK CARRY	1
11/10/2010	101534	SHAFFER, BARBARA	LEK		-24.00	LEAK CARRY	1
11/10/2010	101886	GREENE, NICHOLAS E	LEK		-65.04	LEAK CARRY	1
11/10/2010	102049	HUNLEY, JAMES R	LEK		-129.81	LEAK	1
11/10/2010	102204	STIMMEL, E N	LEK		-9.58	METER BUST	1
11/10/2010	102729	MCKENZIE, BARBARA	LEK		-23.20		1
11/10/2010	104273	HARMON, BRIDGETTE	LEK		-54.50	LEAK CARRY	1
11/10/2010	104333	FULTZ, LAWRENCE G	LEK		-22.61	LEAK	1
11/10/2010	104354	SUTTLES, WENDY	LEK		-24.41	COMMODE	1
11/10/2010	104451	TOWNSEND, RICHARD	LEK		-9.14	LEAK	1
11/10/2010	104471	BAYLESS, JERRY	LEK		-84.58	LEAK UDER	1
11/10/2010	104567	KISER, JOHN	LEK		-97.62	LEAK	1
11/10/2010	104596	ROBINSON, PHILLIP	LEK		-69.37	LEAK	1
11/10/2010	104775	RIVER CITIES DISPO	BNK		-175.86	BANKRUPTCY	1
11/10/2010	104800	(F)ELLIS, STEPHEN	LEK		-366.57	LEAK	1
11/10/2010	104890	MINIARD, EDDIE	LEK		-211.77	LEAK LINE	1
11/10/2010	104902	DOWDY, HENRY	PE		-26.53	POSTED TO	1
11/10/2010	104943	MEADE II, RAYMOND	LEK		-303.99	LEAK	1
		DATE TOTAL		0.00	-1,965.38	-1,965.38	
11/16/2010	103853	(I)ARTHUR, DOUGLAS	DPR	18.22		CK # 2123	1
11/16/2010	104811	(I)CANFIELD, DAVE	DPR	50.09		CK# 2124 R	1
11/16/2010	105047	(I)PENNINGTON, DAV	DPR	18.65		CK# 2126 R	1
11/16/2010	105133	(I)CHILDERS, DANIE	DPR	50.00		CK# 2127 R	1
11/16/2010	105189	(I)MARTENS, DIANA	DPR	30.99		CK# 2128 R	1
11/16/2010	105239	(I)OWENS, GARY	DPR	36.41		CK# 2129 R	1
11/16/2010	105321	(I)GONZALES, APRIL	DPR	30.99		CK# 2130 R	1
		DATE TOTAL		235.35	0.00	235.35	
11/22/2010	105275	(F)STANLEY, FREDIA	DPA		-50.00	DEPOSIT AP	1
		DATE TOTAL		0.00	-50.00	-50.00	
11/23/2010	104988	(F)EVANS, ANDREA &	DPA		-50.00	DEPOSIT AP	1
11/23/2010	105194	(F)FULFORD, WALTER	DPA		-50.00	DEPOSIT AP	1
11/23/2010	105351	(F)TAYLOR, MATTHEW	DPR		-32.90	REFUND DUE	1
11/23/2010	105351	(F)TAYLOR, MATTHEW	DPA		-17.10	DEPOSIT AP	1
11/23/2010	105378	(F)DEWEESE, ABRAM	DPR		-32.26	REFUND DUE	1
11/23/2010	105378	(F)DEWEESE, ABRAM	DPA		-17.74	DEPOSIT AP	1
		DATE TOTAL		0.00	-200.00	-200.00	
11/29/2010	100279	MOORE, STUART	PEN		-2.92	PENALTY AD	1
11/29/2010	100810	MCDONALD, DONALD	LEK		-100.30	LEAK BATHR	1
11/29/2010	101305	(I)JOHNSON, AMY	PE		-17.10	POSTING ER	1

RUN DATE 11/30/10

CANNONBURG WATER DISTRICT
ADJUSTMENT REPORT FOR 11/01/10 TO 11/30/2010
SORTED BY TRANSACTION DATE

PAGE NO: 2
BY: 1

TRANDATE	ACCOUNT	NAME	TYP	DEBIT	CREDIT	REFERENCE	BY
11/29/2010	101516	WRIGHT, DANNY	LEK		-110.62	LEAK CARRY	1
11/29/2010	101571	WITZKE, JERRY	LEK		-110.65	METER LEAK	1
11/29/2010	101945	CARTER, DR J E	LEK		-53.26	LEAK	1
11/29/2010	102652	BURKE, HUSTON	LEK		-24.48	LEAK	1
11/29/2010	102673	JOHNSON, JAMES & R	LEK		-209.55	LEAK	1
11/29/2010	102678	NEWSOME, LISA	LEK		-247.96	LEAK	1
11/29/2010	104071	MCPEEK, BARBARA	LEK		-22.86	LEAK	1
11/29/2010	104169	CAINES, DEANNE	LEK		-38.62	LEAK	1
11/29/2010	104366	MOLLYS HAIR QUARTE	LEK		-228.52	LEAK COMMO	1
11/29/2010	104629	BESTER, SUSAN	LEK		-152.71	LEAK CARRY	1
				=====	=====		
		DATE TOTAL		0.00	-1,319.55	-1,319.55	
				=====	=====		
		TOTAL ADJUSTMTS		235.35	-3681.95	-3,446.60	
		TRANS COUNT		52			

Credit total includes overpayments in the amount of (\$205.79)
<<< END OF ADJUSTMENT REPORT >>>

CANNONBURG WATER DISTRICT
 ADJUSTMENT REPORT FOR 12/01/10 TO 12/31/10
 SORTED BY TRANSACTION TYPE

TRANDATE	ACCOUNT	NAME	TYP	DEBIT	CREDIT	REFERENCE	BY
12/6/2010	104994	(I)LYONS, STACY	DPA		-50.00	DEPOSIT AP	1
12/9/2010	105078	(I)WILCZYNSKI, RON	DPA		-36.75	DEPOSIT AP	1
12/2/2010	105127	(I)JOHNSON, KIMBER	DPA		-34.20	DEPOSIT AP	1
12/27/2010	105289	(I)WILLIAMS, CHRIS	DPA		-24.12	DEPOSIT AP	1
12/22/2010	105306	(I)DICKERSON, CAND	DPA		-41.86	DEPOSIT AP	1
12/28/2010	105353	(I)SMITH, ANGELA	DPA		-50.00	DEPOSIT AP	1
		DPA TYPE TOTAL		0.00	-236.93	-236.93	
12/9/2010	105078	(I)WILCZYNSKI, RON	DPR		-13.25	REFUND DUE	1
12/2/2010	105127	(I)JOHNSON, KIMBER	DPR		-15.80	REFUND DUE	1
12/27/2010	105289	(I)WILLIAMS, CHRIS	DPR		-25.88	REFUND DUE	1
12/22/2010	105306	(I)DICKERSON, CAND	DPR		-8.14	REFUND DUE	1
12/8/2010	105351	(I)TAYLOR, MATTHEW	DPR	32.90		CK# 2132 1	1
12/8/2010	105378	(I)DEWEESE, ABRAM	DPR	32.26		CK# 2133 1	1
		DPR TYPE TOTAL		65.16	-63.07	2.09	
12/29/2010	100326	SHORT, WILLIAM	LEK		-55.63	LEAK	1
12/29/2010	100380	STROTH, CHANDRA	LEK		-46.76	LEAK	1
12/29/2010	100598	EXXON, GALLERIA	LEK		-715.97	METER BUST	1
12/29/2010	100773	PERKEY, LAWRENCE S	LEK		-111.49	LEAK	1
12/29/2010	101214	CRAFT, TIM	LEK		-25.49	LEAK	1
12/29/2010	101252	ROSE, STEVE	LEK		-25.23	LEAK	1
12/29/2010	101335	WORKMAN, SHEILA	LEK		-21.42	LEAK	1
12/29/2010	101365	ADAMS, BILL	LEK		-33.79	LEAK	1
12/29/2010	101481	COLE, DOUG	LEK		-42.26	LEAK	1
12/29/2010	101550	EVANS, CHLOTEEN	LEK		-60.11	LEAK	1
12/29/2010	101578	KLEYKAMP, LINDA	LEK		-39.49	LEAK	1
12/29/2010	101643	MAY, WILLIAM	LEK		-5.34	LEAK	1
12/29/2010	101845	GARNER, ROBERT	LEK		-18.68	LEAK	1
12/29/2010	101885	BAYES, CHARLES J	LEK		-258.21	LEAK	1
12/29/2010	101975	COLUMBIA GAS, TRAN	LEK		-554.20	LEAK	1
12/29/2010	102013	HUFFMAN, ROGER	LEK		-28.15	LEAK	1
12/29/2010	102210	JONES, JOHN	LEK		-19.79	LEAK	1
12/29/2010	102673	JOHNSON, JAMES & R	LEK		-170.99	LEAK	1
12/29/2010	102694	CALDWELL, JIM	LEK		-88.91	LEAK	1
12/29/2010	102718	HARVEY, CHAD	LEK		-70.43	LEAK	1
12/29/2010	102738	HOWARD, JOE D	LEK		-50.44	LEAK	1
12/29/2010	102843	SPARKS, DAVID M	LEK		-294.21	LEAK	1
12/29/2010	104354	(I)SUTTLES, WENDY	LEK		-31.01	LEAK	1
12/29/2010	104366	MOLLYS HAIR QUARTE	LEK		-252.61	LEAK	1
12/29/2010	104439	RICE, BARBARA	LEK		-86.54	LEAK	1
12/29/2010	104471	BAYLESS, JERRY	LEK		-57.10	LEAK	1
12/29/2010	104508	PARSONS JR, TROY	LEK		-28.18	LEAK	1
12/29/2010	104650	HAY, SHERRI WATTS	LEK		-12.00	LEAK	1
12/29/2010	104943	MEADE II, RAYMOND	LEK		-135.35	LEAK	1
		LEK TYPE TOTAL		0.00	-3,339.78	-3,339.78	
12/1/2010	104646	BLAIR, JAMES E	PE	34.20		PYMT ERROR	1
12/1/2010	104649	TAYLOR, PATRICIA	PE		-37.62	POSTING ER	1
		PE TYPE TOTAL		34.20	-37.62	-3.42	
12/29/2010	104990	FASSON, BRANDON/ D	PEN		-2.60	LATE FEES	1
		PEN TYPE TOTAL		0.00	-2.60	-2.60	
12/1/2010	104646	BLAIR, JAMES E	PPE		-17.10	PYMT WRG A	1

CANNONBURG WATER DISTRICT
 ADJUSTMENT REPORT FOR 12/01/10 TO 12/31/10
 SORTED BY TRANSACTION TYPE

TRANDATE	ACCOUNT	NAME	TYP	DEBIT	CREDIT	REFERENCE	BY
12/1/2010	104649	TAYLOR, PATRICIA	PPE	18 81		POSTED WRG	1
		PPE TYPE TOTAL		18 81	-17 10	1 71	
12/21/2010	100558	(I)HOLSCHUH, DANNY	WOF	1 62			1
12/28/2010	100662	(I)VANHOOSE, MELIS	WOF		-39 02	WRITE OFF	1
12/28/2010	100670	(I)WALKER, LESLEY	WOF		-151 32	WRITE OFF	1
12/28/2010	100690	(I)RANKIN, HEATHER	WOF		-86 57	WOF CLSD O	1
12/28/2010	101050	(I)LAIRD, FELICIA	WOF		-53 86	WOF CLSD O	1
12/28/2010	101297	(I)EVANS, MELISSA	WOF		-143 42	WOF CLSD O	1
12/28/2010	101326	(I)GRAYSON, MARY	WOF		-35 13	WOF CLSD O	1
12/28/2010	101333	(I)BENGE, GARY	WOF		-133 06	WOF CLSD O	1
12/28/2010	101415	(I)RAY, JERRY	WOF		-35 48	WOF CLSD O	1
12/28/2010	101426	(I)DENNY, STEPHEN	WOF		-36 57	WOF CLSD O	1
12/28/2010	101555	(I)KELLEY, AMY	WOF		-144 23	WOF CLSD O	1
12/21/2010	101963	(I)GRUBBS, JUDITH	WOF	11 27			1
12/28/2010	102042	(I)YOUNG, JAMES M	WOF		-81 81	WOF CLSD O	1
12/28/2010	102066	(I)STEELE, RONDA	WOF		-67 92	WOF CLSD O	1
12/28/2010	102084	(I)RAMSDELL ESTATE	WOF		-89 44	WOF CLSD O	1
12/21/2010	102157	(I)CAUDILL, LARRY	WOF	427 78			1
12/28/2010	102158	(I)COUNTS, BRITTNE	WOF		-73 61	WOF CLSD O	1
12/28/2010	102479	(I)GATE CITY RIVER	WOF		-17 73	WOF CLSD O	1
12/28/2010	102552	(I)CARTER, TARA	WOF		-35 13	WOF CLSD O	1
12/28/2010	102581	(I)SMITH, BECKY &	WOF		-71 93	WOF CLSD O	1
12/28/2010	102607	(I)FRILEY, MANDA	WOF		-65 31	WOF CLSD O	1
12/28/2010	102636	(I)MCDOWELL, MARY	WOF		-75 98	WOF CLSD O	1
12/28/2010	102725	(I)BROWN, KRISTINA	WOF		-48 06	WOF CLSD O	1
12/28/2010	102953	(I)DANIELS, MARK	WOF		-113 67	WOF CLSD O	1
12/28/2010	103539	(I)DIXON, VIVIAN	WOF		-65 47	WOF CLSD O	1
12/28/2010	103791	(I)MOORE, KAYLA	WOF		-13 01	WOF CLSD O	1
12/28/2010	103806	(I)HOWARD, KENNETH	WOF		-47 43	WOF CLSD O	1
12/28/2010	103877	(I)THOMAS, KIMBERL	WOF		-50 13	WOF CLSD O	1
12/28/2010	103928	(I)EVANS, SHAWN &	WOF		-51 59	WOF CLSD O	1
12/21/2010	103942	(I)DILLON, TIM	WOF	8 27			1
12/28/2010	103944	(I)PERRY, MARLENA	WOF		-119 85	WOF CLSD O	1
12/28/2010	103950	(I)YOST, TAMMIE	WOF		-91 79	WOF CLSD O	1
12/28/2010	103999	(I)CHRISTIAN, PEAR	WOF		-35 13	WOF CLSD O	1
12/28/2010	104023	(I)GOOD, TERRA	WOF		-29 02	WOF CLSD O	1
12/28/2010	104038	(I)LEE, CAMERON &	WOF		-45 10	WOF CLSD O	1
12/28/2010	104148	(I)MORRISON, SHEIL	WOF		-45 21	WOF CLSD O	1
12/28/2010	104166	(I)MCCOY, KIMBERLY	WOF		-130 57	WOF CLSD O	1
12/28/2010	104174	(I)HUFFMAN, TERRI	WOF		-93 74	WOF CLSD O	1
12/28/2010	104216	(I)COLLINS, WANDA	WOF		-69 22	WOF CLSD O	1
12/28/2010	104250	(I)BIAS, TARA	WOF		-85 52	WOF CLSD O	1
12/28/2010	104339	(I)SWEENEY, BOB	WOF		-79 63	WOF CLSD O	1
12/28/2010	104356	(I)WEBB, PAULA	WOF		-69 61	WOF CLSD O	1
12/28/2010	104406	(I)CANTRELL, MORRI	WOF		-118 45	WOF CLSD O	1
12/28/2010	104411	(I)FINLEY, BILLY &	WOF		-21 20	WOF CLSD O	1
12/28/2010	104431	(I)BROWN, CARLA	WOF		-120 86	WOF CLSD O	1
12/28/2010	104489	(I)FLAUGHER, MELAN	WOF		-28 52	WOF CLSD O	1
12/28/2010	104491	(I)PAYNE, NOELE &	WOF		-63 39	WOF CLSD O	1
12/28/2010	104511	(I)ALEXANDER, ROBE	WOF		-125 54	WOF CLSD O	1
12/28/2010	104561	(I)ROSS, PATRICIA	WOF		-18 65	WOF CLSD O	1
12/28/2010	104562	(I)KOUTSUNIS, WILL	WOF		-311 10	WOF CLSD O	1
12/28/2010	104581	(I)MORROW, KRYPSTEN	WOF		-26 65	WOF CLSD O	1
12/28/2010	104813	(I)DANIELS, GEORGE	WOF		-55 20	WOF CLSD O	1

RUN DATE: 4/18/11

CANNONSBURG WATER DISTRICT
ADJUSTMENT REPORT FOR 12/01/10 TO 12/31/10
SORTED BY TRANSACTION TYPE

PAGE NO: 3
BY: 1

TRANDATE	ACCOUNT	NAME	TYP	DEBIT	CREDIT	REFERENCE	BY
		WOF TYPE TOTAL		===== 448 94	===== -3,610 83	-3,161 89	
		TOTAL ADJUSTMNTS		===== 567.11	===== -7307.93	-6,740.82	
		TRANS COUNT		98			

TYPE	DEBITS	CREDITS	TOTAL
DPA	\$0.00	(\$236.93)	(\$236.93)
DPR	\$65.16	(\$63.07)	\$2.09
LEK	\$0.00	(\$3,339.78)	(\$3,339.78)
PE	\$34.20	(\$37.62)	(\$3.42)
PEN	\$0.00	(\$2.60)	(\$2.60)
PPE	\$18.81	(\$17.10)	\$1.71
WOF	\$448.94	(\$3,610.83)	(\$3,161.89)

Credit total includes overpayments in the amount of (\$8.14)
<< END OF ADJUSTMENT REPORT >>>