



Steven L. Beshear
Governor

Leonard K. Peters
Secretary
Energy and Environment Cabinet

Commonwealth of Kentucky
Public Service Commission
211 Sower Blvd.
P.O. Box 615
Frankfort, Kentucky 40602-0615
Telephone: (502) 564-3940
Fax: (502) 564-3460
psc.ky.gov

David L. Armstrong
Chairman

James W. Gardner
Vice Chairman

Charles R. Borders
Commissioner

July 28, 2011

PARTIES OF RECORD

Re: Case No. 2011-00076

Attached is a copy of a memorandum which is being filed in the record of the above-referenced case. If you have any comments you would like to make regarding the contents of the informal conference memorandum, please do so within five days of receipt of this letter. If you have any questions, please contact Faith Burns of the Commission staff at 502/564-3940, Extension 235.

Sincerely,

A handwritten signature in black ink, appearing to read "Jeff Derouen".

Jeff Derouen
Executive Director

Attachments

cc: Parties of record
(with memorandum and Sign-in sheet but not other attachments)

INTRA-AGENCY MEMORANDUM
KENTUCKY PUBLIC SERVICE COMMISSION

TO: Case File – Case No. 2011-00076
FROM: Faith B. Burns, Staff Attorney *F.B.B. 7-28-11*
DATE: July 28, 2011
RE: Informal Conference of July 18, 2011

Pursuant to a Notice of Informal Conference issued June 16, 2011, an Informal Conference was conducted at the Commission's offices in Frankfort, Kentucky on July 18, 2011 at approximately 1:30 p.m.¹ A list of attendees is attached.

Clark Energy Cooperative, Inc. ("Clark Energy") presented two exhibits, which are incorporated by reference herein. The exhibit identified as Clark Exhibit #1 consists of an overhead image of the school property with Meter Points 1, 2, 3, and 4 identified on the image. The exhibit identified as Clark Exhibit #2 consists of a photograph of two meter locations.

Menifee County Board of Education presented three exhibits which are incorporated by reference herein. The exhibit identified as Menifee Exhibit #1 is a bill (copy of front page only) from Clark Energy Cooperative dated May 8, 2000 to the Menifee County Board of Education. The exhibit identified as Menifee Exhibit #2 is a bill (copy of front page only) from Clark Energy Cooperative dated June 6, 2000. The exhibit identified as Menifee Exhibit #3 is summary of kilowatt (kW) metered demand and historical minimum billings on Account # 2280310, Meter # 32684 from June 2006 – May, 2010.

Clark Energy indicates that it has supplied electric service to the school since 1951. Menifee County indicates that the school was not constructed until 1958.

¹ On June 13, 2011 at approximately 9:30 a.m., a conference call between the parties was conducted in order to discuss potential dates to schedule an Informal Conference. Faith Burns, Commission staff initiated the call and participated on behalf of Commission staff. Hon. Robert L. Rose participated on behalf of Clark Energy Cooperative, Inc.; and Hon. Stephen Johnson participated on behalf of the Menifee County Board of Education. Mr. Johnson indicated that Mr. Charles Mitchell was also in attendance on behalf of Menifee County Board of Education. It was agreed upon that an Informal Conference could be scheduled for July 18, 2011 at 1:30 p.m.

A number of issues are present in this case including but not limited to the rate schedule under which Meniffee County has been billed, the load being served from the underground transformer, and the load served from the overhead transformers.

There being no further questions, the meeting was adjourned.

Attachments: Sign-in sheet
 Clark Exhibit #1
 Clark Exhibit #2
 Meniffee Exhibit #1
 Meniffee Exhibit #2
 Meniffee Exhibit #3

COMMONWEALTH OF KENTUCKY
BEFORE THE PUBLIC SERVICE COMMISSION

In the Matter of:

MENIFEE COUNTY BOARD OF EDUCATION)	
)	
COMPLAINANT)	
V.)	CASE NO.
)	2011-00076
CLARK ENERGY COOPERATIVE, INC.)	
)	
DEFENDANT)	

July 18, 2011

Please sign in:

NAME	REPRESENTING
<u><i>Janet B. Powell</i></u>	<u>PSC-legal</u>
<u>JOHN SHUFF</u>	<u>PSC - ENGINEERING</u>
<u><i>Paul H. Ehl</i></u>	<u>Clark Energy</u>
<u><i>Oliver S. Eads</i></u>	<u>Clark Energy</u>
<u>Todd Peyton</u>	<u>CLARK Energy</u>
<u><i>Robert Rose</i></u>	<u>Attor-Clark Energy</u>
<u><i>Steph J. John</i></u>	<u>Menifee Co. Bd of Education Att'y</u>
<u><i>Wm Anderson</i></u>	<u>Menifee Co. Schools</u>
<u><i>Carole Mitchell</i></u>	<u>Menifee Co. Schools</u>
<u>Ron Handzrak</u>	<u>PSC-FA</u>
<u>Bob Russell</u>	<u>PSC</u>
_____	_____



©2010 Google


Clark Exhibit #1

Eye alt 3155 ft

Imagery Date: 6/14/2008 1995


37°57'03.20" N 83°38'43.78" W elev 905 ft

Image © USDA Farm Service Agency
©2011 Google



Clark Exhibit #2

CLARK ENERGY COOPERATIVE, INC.
 2640 IRON WORKS ROAD
 PO BOX 748
 WINCHESTER, KENTUCKY 40392
 606/744-4251 1-800/992-3269



COOPERATIVE
 A Touchstone EnergySM Partner

REGULAR BILL

ACCT NUMBER	DATE OF BILL	DUE DATE	CURRENT CHARGES	PRIOR BALANCE	TOTAL DUE
[REDACTED]	05/08/2000	05/22/2000	\$2,489.28	\$0.00	\$2,489.28



.2345
 MENIFEE CO BD OF ED
 HIGH SCHOOL
 PO BOX 110
 FRENCHBURG KY 40322-0110

5% PENALTY AFTER DUE DATE

SERVICE LOCATION

MAP LOCATION: 03-43-17

FUEL FACTOR: .0008170-


BILLING	
FROM	TO
03/31/2000	04/28/2000

DESCRIPTION	READ CODE	METER NUMBER	READINGS		RATE	MULTIPLIER	USAGE
			CURRENT	PRIOR			
SCH DEMAND	R	[REDACTED]	7100 0.990	6878	L	160 160	35520 KWH 158.400 KW

BEG BALANCE LAST MO	\$2,939.06
PAYMENTS	\$2,939.06 CR
PRIOR BALANCE	\$0.00
ENERGY	\$1,559.33
DEMAND CHARGE	\$855.36
SECURITY LIGHT	\$31.47
FUEL ADJUSTMENT @ 0.0008170	\$29.39 CR
SCHOOL TAX	\$72.51
CURRENT CHARGES	\$2,489.28

IF YOUR PLANS ARE TO INSTALL OR REPLACE AN AIR CONDITIONER THIS SUMMER, CHECK THE ENERGY EFFICIENCY RATING (EER) OF THE UNIT. THE HIGHER THE EER NUMBER, THE LESS ENERGY THE AIR CONDITIONER WILL USE. CALL OUR MEMBER SERVICES DEPARTMENT FOR MORE INFORMATION AND A FREE BROCHURE.

CLARK ENERGY COOPERATIVE, INC.
 2640 IRON WORKS ROAD
 PO BOX 748
 WINCHESTER, KENTUCKY 40392
 606/744-4251 1-800/992-3269



COOPERATIVE
 A Touchstone Energy™ Partner

REGULAR BILL

ACCT. NUMBER	DATE OF BILL	DUE DATE	CURRENT CHARGES	PRIOR BALANCE	TOTAL DUE
[REDACTED]	06/06/2000	06/22/2000	\$3,291.85	\$0.00	\$3,291.85



2345
 MENIFEE CO BD OF ED
 HIGH SCHOOL
 PO BOX 110
 FRENCHBURG KY 40322-0110

5% PENALTY AFTER DUE DATE

SERVICE LOCATION

MAP LOCATION: 03-43-17

FUEL FACTOR: .0010030-

BILLING	
FROM	TO
04/28/2000	05/31/2000

DESCRIPTION	READ CODE	METER NUMBER	READINGS		RATE	MULTIPLIER	USAGE
			CURRENT	PRIOR			
SCH DEMAND	R	[REDACTED]	7401 1.272	7100	L	160 160	48160 KWH 203.520 KW

BEG BALANCE LAST MO	\$2,489.28	
PAYMENTS	\$2,489.28	CR
PRIOR BALANCE	\$0.00	
ENERGY	\$2,114.22	
DEMAND CHARGE	\$1,099.01	
SECURITY LIGHT	\$31.47	
FUEL ADJUSTMENT @ 0.0010030	\$48.73	CR
SCHOOL TAX	\$95.88	
CURRENT CHARGES	\$3,291.85	

@ 5.40 per kw

MENIFEE COUNTY HIGH SCHOOL
KILOWATT (KW) METERED DEMAND AND HISTORICAL MINIMUM BILLINGS

ACCT # [REDACTED]
 METER # [REDACTED]

June 2006-May 2010

RATE L

Note: Costs do not include fees, surcharges, or taxes

Month/Year	Cost Per KW	Kilowatt (KW) Demand		Minimum Charged on 135 KW		Minimum Charge Based on 50 KW		Cost Difference	
Jun-06	\$5.40	14.64		\$649.94		\$190.94			
Jul-06	\$5.40	28.88		\$573.05		\$114.05			
Aug-06	\$5.40	45.80		\$481.68		\$22.68			
Sep-06	\$5.40	42.36		\$500.26		\$41.26			
Oct-06	\$5.40	50.36		\$457.05		\$0.00			
Nov-06	\$5.40	47.80		\$470.88		\$11.88			
Dec-06	\$5.40	53.52		\$439.99		\$0.00			
Totals					\$3,572.86		\$380.81	\$3,192.05	
Jan-07	\$5.40	62.44		\$391.82		\$0.00			
Feb-07	\$5.40	60.64		\$401.54		\$0.00			
Mar-07	\$5.40	53.36		\$440.86		\$0.00			
Apr-07	\$5.40	52.84		\$436.79		\$0.00			
May-07	\$5.40	41.20		\$501.16		\$47.52			
Jun-07	\$5.40	25.32		\$588.98		\$133.27			
Jul-07	\$5.40	27.32		\$577.92		\$122.47			
Aug-07	\$5.40	49.16		\$457.15		\$4.54			
Sep-07	\$5.53	48.76		\$476.91		\$6.70			
Oct-07	\$5.53	42.80		\$509.87		\$38.88			
Nov-07	\$5.53	38.80		\$531.99		\$61.94			
Dec-07	\$5.53	45.80		\$492.83		\$23.23			
Totals					\$5,807.82		\$438.55	\$5,369.27	
Jan-08	\$5.53	47.12		\$485.98		\$15.94			
Feb-08	\$5.53	45.92		\$492.61		\$22.56			
Mar-08	\$5.53	43.12		\$508.10		\$38.05			
Apr-08	\$5.53	37.88		\$537.07		\$67.02			
May-08	\$5.53	34.52		\$555.65		\$85.60			
Jun-08	\$5.53	21.60		\$627.10		\$157.05			
Jul-08	\$5.53	20.04		\$635.73		\$165.68			
Aug-08	\$5.53	45.32		\$495.93		\$25.88			
Sep-08	\$5.53	43.28		\$507.21		\$37.16			
Oct-08	\$5.53	48.48		\$478.46		\$8.40			
Nov-08	\$5.53	41.68		\$516.06		\$46.01			
Dec-08	\$5.53	48.60		\$477.79		\$7.74			
Totals					\$6,317.69		\$677.09	\$5,640.60	
Jan-09	\$5.53	49.28		\$474.03		\$3.98			
Feb-09	\$5.53	47.64		\$483.10		\$13.05			
Mar-09	\$5.53	50.32		\$468.28		\$0.00			
Apr-09	\$5.89	36.12		\$582.40		\$81.75			
May-09	\$5.89	42.24		\$546.36		\$45.71			
Jun-09	\$5.89	41.28		\$552.01		\$51.36			
Jul-09	\$5.89	33.76		\$596.30		\$95.65			
Aug-09	\$5.89	48.28		\$510.78		\$10.13			
Sep-09	\$5.89	37.48		\$574.39		\$73.74			
Oct-09	\$5.89	30.32		\$616.57		\$115.92			
Nov-09	\$5.89	32.80		\$601.96		\$101.30			
Dec-09	\$5.89	44.48		\$533.16		\$32.51			
Totals					\$6,539.34		\$625.10	\$5,914.24	
Changed to 50 KW Billing Minimum on Rate L									
Jan-10	\$5.89	41.56		\$49.71		\$49.71			
Feb-10	\$5.89	37.76		\$72.09		\$72.09			
Mar-10	\$5.89	36.12		\$81.75		\$81.75			
Apr-10	\$5.89	38.96		\$65.03		\$65.03			
May-10	Changed to Rate C-3 phase				\$268.58		\$268.58	\$0.00	
Total KW Minimum Cost					\$22,506.29	LESS	\$2,390.13	=	\$20,116.16