

RECEIVED

FEB 03 2011

PUBLIC SERVICE  
COMMISSION

COMMONWEALTH OF KENTUCKY  
BEFORE THE PUBLIC SERVICE COMMISSION

In the Matter of:

AN ADJUSTMENT OF RATES OF THE )      CASE NO. 2011-\_\_\_\_\_  
SOUTH SHORE WATER WORKS CO. )

**APPLICATION FOR ADJUSTMENT OF RATES**

The South Shore Water Works Co. ("South Shore"), pursuant to KRS 278.030(1), KRS 278.180, KRS 278.190 and 807 KAR 5:001, Section 10, applies to the Public Service Commission of Kentucky ("Commission") for permission to increase its retail water rates effective March 7, 2011 to yield additional annual revenues of \$220,450.11. This additional revenue is required to produce fair, just and reasonable rates and represents the net difference between the Test Year adjusted revenues and that level of revenue necessary to enable South Shore to operate successfully, to provide dependable water service to its customers, and to meet its capital needs. In support of this application and notice, South Shore states:

1. South Shore is a privately-owned public utility organized and existing under the laws of the Commonwealth of Kentucky and is regulated under Chapter 278 of the Kentucky Revised Statutes. South Shore is engaged in the construction, operation and maintenance of a water production and distribution system providing water and water services for domestic, commercial and industrial customers in the City of South Shore and other localities in Greenup County, Kentucky.
2. South Shore's post office address is 809 Main Street, P.O. Box 485, South Shore, Kentucky 41175.

3. Copies of South Shore's annual reports are on file with the Commission in accordance with 807 KAR 5:006, Section 3(1). The annual report for 2010 will be filed with the Commission when it becomes available. South Shore anticipates making this filing on or before March 31, 2011 in accordance with the regulation. [807 KAR 5:001, Section 10(1)(b)(2)].

4. A certified copy of South Shore's Articles of Incorporation, including all amendments thereto, was filed with the Commission in Case No. 94-134, *Application for Authority to Sell Water Works*. [807 KAR 5:001, Section 8(3); 807 KAR 5:001, Section 10(1)(b)(3)]. A certificate of existence for South Shore, dated within sixty (60) days of the date of this Application, is filed as Appendix 1 to this Application. [807 KAR 5:001, Section 10(1)(b)(5)]. South Shore does not transact business under or use an assumed name and thus is not required to have a certificate of assumed name. [807 KAR 5:001, Section 10(1)(b)(6)].

5. South Shore requests the Commission to employ the twelve (12) month historical test period of January 1, 2010 through December 31, 2010. [807 KAR 5:001, Section 10(1)(a)].

6. This application is necessary to permit South Shore to collect and receive fair, just and reasonable rates and the increase is required because South Shore's adjusted operating revenue is \$220,450.11 less than its revenue requirement.

7. A copy of South Shore's proposed tariff is attached as Appendix 2. The proposed tariff has an effective date of March 7, 2011. [807 KAR 5:001, Section 10(1)(b)(7)].

8. A comparison between South Shore's existing tariff rates and the proposed tariff rates is attached as Appendix 3. [807 KAR 5:001, Section (10)(1)(b)(8)(a)].

9. Notice of this Application will be given to South Shore's customers in accordance with 807 KAR 5:001, Section 10(3) and (4) by publishing the notice within seven days of the filing of this Application in a prominent manner in a newspaper of general circulation in the utility's service area once a week for three consecutive weeks. A copy of the Notice is attached hereto as Appendix 4. [807 KAR 5:001, Section 10(1)(b)(9)]. An affidavit from the publisher verifying the notice was published will be filed with the Commission in the prescribed time. In addition, South Shore will post a sample copy of the notice at its place of business no later than the date on which this Application is filed, which shall remain posted until the Commission has finally determined South Shore's rates. [807 KAR 5:001, Section 10(4)(f)]. Further, notice is being provided to the Attorney General of the Commonwealth of Kentucky, by service of a copy of this Application on his Office of Rate Intervention, 1024 Capital Center Drive, Frankfort, Kentucky 40601.

10. Pursuant to 807 KAR 5:001, Section 10(6), South Shore provides the following information:

(a) Attached as Appendix 5 are South Shore's revenues and expenses for the test year and for the test year, as adjusted, along with supporting documentation. [807 KAR 5:001, Section 10(6)(a)]. An explanation of each proposed adjustment set forth in the following Appendices is as follows:

- (i) Total Water Sales – See Appendix 5, p. 2, adjustment a; Appendix 6.

- (ii) Wages – See Appendix 5, p.2, adjustment b; Appendix 7.
- (iii) Health Insurance – See Appendix 5, p. 2, adjustment c; Appendix 8.
- (iv) M & S Expenses – See Appendix 5, p. 2, adjustment d; Appendix 9.
- (v) Purchased Water – See Appendix 5, p. 2, adjustment e; Appendix 10.
- (vi) Amortization Expenses – See Appendix 5, p. 2, adjustment f; Appendix 11.
- (vii) Payroll Taxes – See Appendix 5, p. 2, adjustment g.
- (viii) Jobbing Income – See Appendix 5, p. 2, adjustment h.
- (ix) Other Income – See Appendix 5, p. 2, adjustment i.
- (x) Interest Income – See Appendix 5, p. 2, adjustment j; Appendix 12.

(b) South Shore does not have gross annual revenues greater than \$1,000,000 and does not intent to submit any prepared testimony. [807 KAR 5:001, Section 10(6)(b) and (c)].

(c) South Shore estimates the proposed rate changes will increase revenues from adjusted test year levels to \$870,747.34, yielding an increase of \$220,450.11 (35%). [807 KAR 5:001, Section 10(6)(d)].

(d) The effect upon the average monthly residential bill (4,000 gallons) will be an increase from \$22.70 to \$30.65 (35%). [807 KAR 5:001, Section 10(6)(e)]. South Shore has a single customer classification.

(e) An analysis of South Shore’s revenues from the present and proposed rates is attached as Appendix 13. South Shore has a single customer classification. A list of South Shore’s total gallons sold is attached as Appendix 14. The

information regarding uncollectible accounts, on which South Shore's calculation of net gallons sold is based, is attached with Appendix 6.

(f) A summary of South Shore's determination of its revenue requirements based on the operating ratio employed in the last rate case is attached as Appendix 15. [807 KAR 5:001, Section 10(6)(h)].

(g) A reconciliation of the rate base and capital used to determine South Shore's revenue requirements is attached with Appendix 15. [807 KAR 5:001, Section 10(6)(i)].

(h) South Shore's 2010 annual opinion report, with written communication, if any, from the independent auditor to South Shore will be filed with the Commission when it becomes available. [807 KAR 5:001, Section 10(6)(k)]. South Shore employs the Uniform System of Accounts prescribed by the Commission. [807 KAR 5:001, Section 10(6)(j)].

(i) South Shore is not a public company and is not regulated by the Federal Energy Regulatory Commission or the Securities and Exchange Commission and thus the requirements of 807 KAR 5:001, Section 10(6)(l), (m), (q) and (s) are inapplicable. South Shore's most recent annual reports filed with the Commission are available in the offices of the Commission.

(j) South Shore is not a local exchange carrier and does not have annual gross revenues greater than \$5,000,000 and thus the requirements of 807 KAR 5:001, Section 10(6)(u) and (v) are inapplicable.

(k) South Shore's most recent depreciation study is attached as Appendix 11. This Appendix also includes South Shore's description of its amortization expenses. [807 KAR 5:001, Section 10(6)(n)].

(l) South Shore used TAABS II by Utility Billing Specialists, Inc., Tyler, Texas to calculate gallons sold, amounts per rate bracket, and to report uncollected accounts. It is a Microsoft Windows-based program and runs on an IBM 340 computer. [807 KAR 5:001, Section 10(6)(o)].

(m) South Shore has no monthly managerial reports or annual reports to shareholders. [807 KAR 5:001, Section 10(6)(q) and (r)].

(n) South Shore has not had a public bond or stock offering and does not have a prospectus relating to such offerings. [807 KAR 5:001, Section 10(6)(p)].

(o) George J. Hannah, President and shareholder of South Shore, is the majority owner of James E. Hannah Realty Corporation, the lessor of South Shore's offices. To the extent required by 807 KAR 5:001, Section 10(6)(t), South Shore files its lease with James E. Hannah Realty Corporation in satisfaction of the requirements of the regulation.

11. South Shore believes the information filed with this Application fully satisfies the requirements of KRS 278.030(1), KRS 278.180, KRS 278.190 and 807 KAR 5:001, Section 8 and 807 KAR 5:001, Section 10. To the extent additional or different information is required, South Shore respectfully requests a waiver be granted pursuant to 807 KAR 5:001, Section 11 on the grounds that (1) the information provided is sufficient to permit the Commission to review the application in an effective and efficient manner and to establish fair, just and reasonable rates; and (2) that any

additional or different information does not appear to be maintained by South Shore or reasonably available to it and that the expense of compiling and providing the information outweighs any benefit to the Commission.


WHEREFORE, the South Shore Water Works Co. respectfully requests that the Commission enter an Order:

(1) authorizing South Shore to increase its retail water rates, effective March 7, 2011, so as to raise additional annual revenues in the amount of \$220,450.11; and

(2) providing South Shore with such further relief as it may appear entitled.

This the 3rd day of February, 2011.

Respectfully submitted,



R. Benjamin Crittenden  
STITES & HARBISON, PLLC  
421 West Main Street  
P.O. Box 634  
Frankfort, Kentucky 40602-0634  
Telephone: (502) 223-3477  
COUNSEL FOR SOUTH SHORE  
WATER WORKS CO.





**Commonwealth of Kentucky**  
**Elaine N. Walker, Secretary of State**

Elaine N. Walker  
Secretary of State  
P. O. Box 718  
Frankfort, KY 40602-0718  
(502) 564-3490  
<http://www.sos.ky.gov>

**Certificate of Existence**

Authentication number: 109599  
Visit <http://apps.sos.ky.gov/business/obdb/certvalidate.aspx> to authenticate this certificate.

I, Elaine N. Walker, Secretary of State of the Commonwealth of Kentucky, do hereby certify that according to the records in the Office of the Secretary of State,

**THE SOUTH SHORE WATER WORKS CO.**

is a corporation duly incorporated and existing under KRS Chapter 14A and KRS Chapter 271B, whose date of incorporation is October 19, 1987 and whose period of duration is perpetual.

I further certify that all fees and penalties owed to the Secretary of State have been paid; that Articles of Dissolution have not been filed; and that the most recent annual report required by KRS 271B.16-220 has been delivered to the Secretary of State.

IN WITNESS WHEREOF, I have hereunto set my hand and affixed my Official Seal at Frankfort, Kentucky, this 3<sup>rd</sup> day of February, 2011, in the 219<sup>th</sup> year of the Commonwealth.



*Elaine N. Walker*

Elaine N. Walker  
Secretary of State  
Commonwealth of Kentucky  
109599/0235405



FOR SOUTH SHORE WATER WORKS CO.  
P.S.C. KY. NO. 2011-\_\_\_\_\_  
\_\_\_\_\_  
SHEET NO. \_\_\_\_\_

SOUTH SHORE WATER WORKS CO.

CLASSIFICATION OF SERVICE

---

RATE  
PER UNIT

---

SCHEDULE OF RATES

MONTHLY

|                          |                |                          |     |
|--------------------------|----------------|--------------------------|-----|
| FIRST                    | 1,000 GALLONS  | \$13.43 MINIMUM BILL     | (I) |
| NEXT                     | 9,000 GALLONS  | \$5.74 PER 1,000 GALLONS | (I) |
| OVER                     | 10,000 GALLONS | \$4.02 PER 1,000 GALLONS | (I) |
| HYDRANT/FIRE LINE CHARGE |                | \$16.56 PER MONTH        | (I) |

DATE OF ISSUE: February 3, 2011

DATE EFFECTIVE: March 7, 2011

ISSUED BY \_\_\_\_\_

NAME OF OFFICER      TITLE      ADDRESS

BY AN ORDER OF THE KENTUCKY PUBLIC SERVICE COMMISSION IN CASE NO.  
2011-\_\_\_\_\_.

DATED: \_\_\_\_\_, 2011.



| <b>Rate Structure</b>            | <b>Existing Rate per 1,000 gal.</b> | <b>Proposed Rate per 1,000 gal.</b> | <b>Percent Increase</b> |
|----------------------------------|-------------------------------------|-------------------------------------|-------------------------|
| 1000 gallons                     | \$9.95                              | \$13.43                             | 35.00%                  |
| Minimum Bill                     | \$4.25                              | \$5.74                              | 35.00%                  |
| Next 9,000 gallons               | \$2.98                              | \$4.02                              | 35.00%                  |
| Over 10,000 gallons              | \$12.27                             | \$16.56                             | 35.00%                  |
| Hydrant Charge                   |                                     |                                     |                         |
| <br>                             |                                     |                                     |                         |
| Average Monthly Residential Bill |                                     |                                     |                         |
| 4,000 gallons                    | \$22.70                             | \$30.65                             | 35.00%                  |



RECYCLED

11 ED

ML-STYLETTER SUPPLY CO. INC. 1-800-368-2222

## NOTICE OF APPLICATION TO ADJUST RATES

Notice is hereby given that The South Shore Water Works Co. has filed an Application for Adjustment of Retail Rates with the Public Service Commission of Kentucky. By this Application, The South Shore Water Works Co. seeks Public Service Commission approval for an increase in its retail water rates effective March 7, 2011 so as to raise an additional \$220,450.11 annually.

The existing water rates for The South Shore Water Works Co., and the proposed rates (including percentage of proposed increase (or decrease) are:

| <u>The South Shore Water Works Co. Existing and Proposed Rates</u> |                          |                          |                         |
|--|--------------------------|--------------------------|-------------------------|
| <u>Rate</u>  | <u>Existing Rate Per</u> | <u>Proposed Rate Per</u> | <u>Percent Increase</u> |
|  | <u>1,000 Gallons</u>     | <u>1,000 Gallons</u>     | <u>(Decrease)</u>       |
| Minimum Bill   | \$9.95                   | \$13.43                  | 35%                     |
| Next 9,000 Gallons   | \$4.25                   | \$5.74                   | 35%                     |
| Over 10,000 Gallons  | \$2.98                   | \$4.02                   | 35%                     |
| Hydrant/Fire Line Charge   | \$12.27                  | \$16.56                  | 35%                     |

If the application is granted as proposed, the average monthly residential bill (4,000 gallons of usage) will increase from \$22.70 to \$30.65, or by 35%.

The rates contained in this notice are the rates proposed by The South Shore Water Works Co.; however, the Public Service Commission may order rates to be charged that are different from the proposed rates contained in this notice. Any corporation, association or person with a substantial interest in this matter may, by written request, within 30 days after publication of this notice of the proposed rates changes, request to intervene; intervention may be granted beyond the thirty (30) day period for good cause shown. Requests for intervention should be filed with the Public Service Commission, 211 Sower Boulevard, P.O. Box 615, Frankfort, Kentucky 40602-0615. Any person granted intervention may obtain copies of the rate application and other filings made by The South Shore Water Co. by contacting The South Shore Water Works Co, 809 Main Street, P.O. Box 485, South Shore, Kentucky 41175 (telephone number 606-932-3531). Any person may examine the rate application and other filings made by The South Shore Water Works Co. by contacting The South Shore Water Works Co., 809 Main Street, P.O. Box 485, South Shore, Kentucky 41175 (telephone number 606-932-3531) or the Public Service Commission, 211 Sower Boulevard, P.O. Box 615, Frankfort, Kentucky 40602-0615 (telephone number 502-564-3940).



REC'D

11

01-20-2025

CO.

1-20-2025

1-20-2025

1-20-2025

1-20-2025

1-20-2025

1-20-2025

1-20-2025

1-20-2025

1-20-2025

1-20-2025

1-20-2025

1-20-2025

1-20-2025

1-20-2025

1-20-2025

1-20-2025

1-20-2025

1-20-2025

1-20-2025

1-20-2025

1-20-2025

1-20-2025

1-20-2025

1-20-2025

1-20-2025

1-20-2025

1-20-2025

1-20-2025

1-20-2025

1-20-2025

1-20-2025

1-20-2025

1-20-2025

1-20-2025

1-20-2025

1-20-2025

1-20-2025

1-20-2025

1-20-2025

1-20-2025

1-20-2025

1-20-2025

1-20-2025

1-20-2025

1-20-2025

1-20-2025

1-20-2025

1-20-2025

1-20-2025

1-20-2025

1-20-2025

1-20-2025

1-20-2025

1-20-2025

1-20-2025

1-20-2025

1-20-2025

1-20-2025

1-20-2025

1-20-2025

1-20-2025

1-20-2025

1-20-2025

1-20-2025



|  | <b>Test Year</b>       |                    | <b>Adjusted</b>       |
|--|------------------------|--------------------|-----------------------|
|  | <b>Ending 12/31/10</b> | <b>Adjustments</b> | <b>Test Year</b>      |
| <b>Operating Income</b>                  |                        |                    |                       |
| Total Water Sales                        | \$643,117.24 a         | -19006.44          | \$624,110.80          |
| Penalty                                  | \$11,714.35            |                    | \$11,714.35           |
| Non-Recurring                            | \$14,472.08            |                    | \$14,472.08           |
| <b>Total Op. Income</b>                  | <b>\$669,303.67</b>    |                    | <b>\$650,297.23</b>   |
| <b>Operating Expenses</b>                |                        |                    |                       |
| Wages                                    | \$246,764.57 b         | 17712.05           | \$264,476.62          |
| Health Insurance                         | \$78,003.52 c          | 22149.8            | \$100,153.32          |
| Pension                                  | \$4,930.03             |                    | \$4,930.03            |
| Power Plant                              | \$57,267.22            |                    | \$57,267.22           |
| Chemicals                                | \$15,178.77            |                    | \$15,178.77           |
| M & S Expenses                           | \$57,954.02 d          | 21013.44           | \$78,967.46           |
| Purchased Water                          | \$8,718.03 e           | 31175.1            | \$39,893.13           |
| Accounting                               | \$2,600.00             |                    | \$2,600.00            |
| Rental Expenses                          | \$11,227.25            |                    | \$11,227.25           |
| Transportation Expense                   | \$13,852.27            |                    | \$13,852.27           |
| Insurance Expenses                       | \$12,020.02            |                    | \$12,020.02           |
| PSC Assessment                           | \$1,022.12             |                    | \$1,022.12            |
| Depreciation                             | \$81,079.29            |                    | \$81,079.29           |
| Amortization Expenses                    | \$35,607.50 f          | 711.17             | \$36,318.67           |
| Property Taxes                           | \$20,692.71            |                    | \$20,692.71           |
| Payroll taxes                            | \$19,230.14 g          | 1002.32            | \$20,232.46           |
| Unemployment Taxes                       | \$2,181.13             |                    | \$2,181.13            |
| Workers Comp.                            | \$4,165.22             |                    | \$4,165.22            |
| <b>Total Expenses</b>                    | <b>\$672,493.81</b>    |                    | <b>\$766,257.69</b>   |
| <b>Operating Income</b>                  | <b>(\$3,190.14)</b>    |                    | <b>(\$115,960.46)</b> |
| <b>Other Income &amp; Deductions</b>     |                        |                    |                       |
| Jobbing Income                           | \$12,840.00 h          | -6420              | \$6,420.00            |
| Interest Income                          | \$1,228.74             |                    | \$1,228.74            |
| Other Income                             | \$2,126.63 i           | -1625.02           | \$501.61              |
| Interest Expense                         | \$5,114.63 j           |                    | \$3,126.17            |
| <b>Total Other Inc. &amp; Deductions</b> | <b>\$11,080.74</b>     |                    | <b>\$5,024.18</b>     |
| <b>Inc (Loss)Before Inc. Taxes</b>       | <b>\$7,890.60</b>      |                    | <b>(\$110,936.28)</b> |

- a City changed chlorine feed Nov. 2010. 10 month 6,576,000  
33,000 gals last 2 months.  $16,500 \times 12 \text{ months} = 198,000$   
 $6,378 \times 2.98 = \$19,0006.44$
- b see attachment
- c see attachment
- d see attachment  $\$1652 \times 6\% \text{ tax} \times 12 \text{ months}$
- e see attachment
- f Amortization Schedule plus Est. Rate Case Legal  $\$7,500/3 \text{ yrs}$
- g Wages  $\times 7.65\%$
- h See PSC Rate Case 2002-108
- i Work. Comp one time dividend
- j 2011 interest amortization  $\$486.83$  interest on customer deposits

Category Spending  
All Accounts

1/1/2010 Through 12/31/2010

| Num | Date | Payee | Account | Amount |
|-----|------|-------|---------|--------|
|-----|------|-------|---------|--------|

---

**Income Categories**

---

**207 Other Income**

---

207 Other Income - Unassigned

|  |           |                  |                    |                        |
|--|-----------|------------------|--------------------|------------------------|
|  | 4/15/2010 | IRS              | 131 F & P Checking | 3,532.81               |
|  | 6/30/2010 | 421 Other Income | 131 F & P Checking | 501.61 <i>Re: wh c</i> |
|  |           |                  |                    | 4,034.42               |

Total 207 Other Income

4,034.42 ✓

**241 Sales Tax Collected**

---

|  |            |                       |                    |        |
|--|------------|-----------------------|--------------------|--------|
|  | 1/31/2010  | 241 Sales Tax Payable | 131 F & P Checking | 292.44 |
|  | 2/28/2010  | 241 Sales Tax Payable | 131 F & P Checking | 230.66 |
|  | 3/31/2010  | 241 Sales Tax Payable | 131 F & P Checking | 242.67 |
|  | 4/30/2010  | 241 Sales Tax Payable | 131 F & P Checking | 291.65 |
|  | 5/31/2010  | 241 Sales Tax Payable | 131 F & P Checking | 312.69 |
|  | 6/30/2010  | 241 Sales Tax Payable | 131 F & P Checking | 255.04 |
|  | 7/31/2010  | 241 Sales Tax Payable | 131 F & P Checking | 328.04 |
|  | 8/31/2010  | 241 Sales Tax Payable | 131 F & P Checking | 347.73 |
|  | 9/30/2010  | 241 Sales Tax Payable | 131 F & P Checking | 287.43 |
|  | 10/31/2010 | 241 Sales Tax Payable | 131 F & P Checking | 199.93 |
|  | 11/30/2010 | 241 Sales Tax Payable | 131 F & P Checking | 275.93 |
|  | 12/31/2010 | 241 Sales Tax Payable | 131 F & P Checking | 278.62 |

Total 241 Sales Tax Collected

3,342.83

**271 Contributions**

---

Non-Taxable

|  |            |                   |                    |          |
|--|------------|-------------------|--------------------|----------|
|  | 1/31/2010  | 271 Contributions | 131 F & P Checking | 800.00   |
|  | 2/28/2010  | 271 Contributions | 131 F & P Checking | 400.00   |
|  | 3/31/2010  | 271 Contributions | 131 F & P Checking | 400.00   |
|  | 4/30/2010  | 271 Contributions | 131 F & P Checking | 945.00   |
|  | 6/30/2010  | 271 Contributions | 131 F & P Checking | 945.00   |
|  | 7/31/2010  | 271 Contributions | 131 F & P Checking | 1,890.00 |
|  | 9/30/2010  | 271 Contributions | 131 F & P Checking | 945.00   |
|  | 11/30/2010 | 271 Contributions | 131 F & P Checking | 945.00   |
|  |            |                   |                    | 7,270.00 |

Total 271 Contributions

7,270.00

**415 Jobbing**

---

City

|  |            |             |                    |          |
|--|------------|-------------|--------------------|----------|
|  | 1/31/2010  | 415 Jobbing | 131 F & P Checking | 1,070.00 |
|  | 2/28/2010  | 415 Jobbing | 131 F & P Checking | 1,070.00 |
|  | 3/31/2010  | 415 Jobbing | 131 F & P Checking | 1,070.00 |
|  | 4/30/2010  | 415 Jobbing | 131 F & P Checking | 1,070.00 |
|  | 5/31/2010  | 415 Jobbing | 131 F & P Checking | 1,070.00 |
|  | 6/30/2010  | 415 Jobbing | 131 F & P Checking | 1,070.00 |
|  | 7/31/2010  | 415 Jobbing | 131 F & P Checking | 1,070.00 |
|  | 8/31/2010  | 415 Jobbing | 131 F & P Checking | 1,070.00 |
|  | 9/30/2010  | 415 Jobbing | 131 F & P Checking | 1,070.00 |
|  | 10/31/2010 | 415 Jobbing | 131 F & P Checking | 1,070.00 |
|  | 11/30/2010 | 415 Jobbing | 131 F & P Checking | 1,070.00 |
|  | 12/31/2010 | 415 Jobbing | 131 F & P Checking | 1,070.00 |

12,840.00 ✓

Category Spending  
All Accounts

1/1/2010 Through 12/31/2010

| Num                        | Date       | Payee                | Account                       | Amount       |
|----------------------------|------------|----------------------|-------------------------------|--------------|
| Total 415 Jobbing          |            |                      |                               | 12,840.00    |
| <b>419 Interest Income</b> |            |                      |                               |              |
|                            | 1/29/2010  | First & Peoples Bank | 131 F & P Checking            | 52.00        |
|                            | 2/26/2010  | First & Peoples Bank | 131 F & P Checking            | 48.27        |
|                            | 3/31/2010  | First & Peoples Bank | 131 F & P Checking            | 52.11        |
|                            | 4/30/2010  | First & Peoples Bank | 131 F & P Checking            | 50.94        |
|                            | 5/28/2010  | First & Peoples Bank | 131 F & P Checking            | 56.27        |
|                            | 6/30/2010  | First & Peoples Bank | 131 F & P Checking            | 54.91        |
|                            | 7/31/2010  | First & Peoples Bank | 131 F & P Checking            | 60.41        |
|                            | 8/31/2010  | First & Peoples Bank | 131 F & P Checking            | 63.15        |
|                            | 9/30/2010  | First & Peoples Bank | 131 F & P Checking            | 64.97        |
|                            | 10/31/2010 | First & Peoples Bank | 131 F & P Checking            | 68.24        |
|                            | 11/30/2010 | First & Peoples Bank | 131 F & P Checking            | 57.89        |
|                            | 12/31/2010 | First & Peoples Bank | 131 F & P Checking            | 48.95        |
|                            | 12/31/2010 | First & Peoples Bank | 131.1 F & P Customer Deposits | 29.80        |
|                            | 12/31/2010 | First & Peoples Bank | 132 F & P Savings             | 520.83       |
| Total 419 Interest Income  |            |                      |                               | 1,228.74 ✓   |
| <b>421 Other Income</b>    |            |                      |                               |              |
| Dividend                   |            |                      |                               |              |
|                            | 8/31/2010  | KEMI                 | 131 F & P Checking            | 1,625.02 ✓   |
|                            |            |                      |                               | 1,625.02     |
| Total 421 Other Income     |            |                      |                               | 1,625.02     |
| <b>461 Water Sales</b>     |            |                      |                               |              |
|                            | 1/31/2010  | 461 Water Sales      | 131 F & P Checking            | 54,122.04    |
|                            | 2/28/2010  | 461 Water Sales      | 131 F & P Checking            | 49,254.53    |
|                            | 3/31/2010  | 461 Water Sales      | 131 F & P Checking            | 50,654.14    |
|                            | 4/30/2010  | 461 Water Sales      | 131 F & P Checking            | 50,713.27    |
|                            | 5/31/2010  | 461 Water Sales      | 131 F & P Checking            | 55,002.86    |
|                            | 6/30/2010  | 461 Water Sales      | 131 F & P Checking            | 52,787.99    |
|                            | 7/31/2010  | 461 Water Sales      | 131 F & P Checking            | 57,672.15    |
|                            | 8/31/2010  | 461 Water Sales      | 131 F & P Checking            | 62,513.05    |
|                            | 9/30/2010  | 461 Water Sales      | 131 F & P Checking            | 53,980.79    |
|                            | 10/31/2010 | 461 Water Sales      | 131 F & P Checking            | 55,619.76    |
|                            | 11/30/2010 | 461 Water Sales      | 131 F & P Checking            | 49,479.81    |
|                            | 12/31/2010 | 461 Water Sales      | 131 F & P Checking            | 47,890.27    |
| Total 461 Water Sales      |            |                      |                               | 639,690.66 ✓ |
| <b>462 Hydrants</b>        |            |                      |                               |              |
|                            | 1/31/2010  | 462 Hydrants         | 131 F & P Checking            | 136.51       |
|                            | 2/28/2010  | 462 Hydrants         | 131 F & P Checking            | 122.70       |
|                            | 3/31/2010  | 462 Hydrants         | 131 F & P Checking            | 110.43       |
|                            | 4/30/2010  | 462 Hydrants         | 131 F & P Checking            | 134.97       |
|                            | 5/31/2010  | 462 Hydrants         | 131 F & P Checking            | 98.16        |
|                            | 6/30/2010  | 462 Hydrants         | 131 F & P Checking            | 122.70       |
|                            | 7/31/2010  | 462 Hydrants         | 131 F & P Checking            | 111.42       |
|                            | 8/31/2010  | 462 Hydrants         | 131 F & P Checking            | 2,137.97     |
|                            | 9/30/2010  | 462 Hydrants         | 131 F & P Checking            | 85.89        |
|                            | 10/31/2010 | 462 Hydrants         | 131 F & P Checking            | 132.70       |
|                            | 11/30/2010 | 462 Hydrants         | 131 F & P Checking            | 134.97       |
|                            | 12/31/2010 | 462 Hydrants         | 131 F & P Checking            | 98.16        |

Category Spending  
All Accounts

1/1/2010 Through 12/31/2010

| Num                        | Date       | Payee                   | Account            | Amount      |
|----------------------------|------------|-------------------------|--------------------|-------------|
| Total 462 Hydrants         |            |                         |                    | 3,426.58 ✓  |
| <b>470 Penalty</b>         |            |                         |                    |             |
|                            | 1/31/2010  | 470 Penalty             | 131 F & P Checking | 953.86      |
|                            | 2/28/2010  | 470 Penalty             | 131 F & P Checking | 669.57      |
|                            | 3/31/2010  | 470 Penalty             | 131 F & P Checking | 1,172.30    |
|                            | 4/30/2010  | 470 Penalty             | 131 F & P Checking | 919.97      |
|                            | 5/31/2010  | 470 Penalty             | 131 F & P Checking | 531.65      |
|                            | 6/30/2010  | 470 Penalty             | 131 F & P Checking | 1,050.58    |
|                            | 7/31/2010  | 470 Penalty             | 131 F & P Checking | 998.76      |
|                            | 8/31/2010  | 470 Penalty             | 131 F & P Checking | 1,244.53    |
|                            | 9/30/2010  | 470 Penalty             | 131 F & P Checking | 1,175.77    |
|                            | 10/31/2010 | 470 Penalty             | 131 F & P Checking | 1,062.75    |
|                            | 11/30/2010 | 470 Penalty             | 131 F & P Checking | 1,038.84    |
|                            | 12/31/2010 | 470 Penalty             | 131 F & P Checking | 895.77      |
| Total 470 Penalty          |            |                         |                    | 11,714.35 ✓ |
| <b>471 Non-Recurring</b>   |            |                         |                    |             |
|                            | 1/31/2010  | 471 Non-Recurring       | 131 F & P Checking | 459.86      |
|                            | 2/28/2010  | 471 Non-Recurring       | 131 F & P Checking | 300.00      |
|                            | 3/31/2010  | 471 Non-Recurring       | 131 F & P Checking | 1,215.00    |
|                            | 4/30/2010  | 471 Non-Recurring       | 131 F & P Checking | 1,046.00    |
|                            | 5/31/2010  | 471 Non-Recurring       | 131 F & P Checking | 1,492.00    |
|                            | 6/30/2010  | 471 Non-Recurring       | 131 F & P Checking | 1,782.00    |
|                            | 7/31/2010  | 471 Non-Recurring       | 131 F & P Checking | 1,462.15    |
|                            | 8/31/2010  | 471 Non-Recurring       | 131 F & P Checking | 1,732.52    |
|                            | 9/30/2010  | 471 Non-Recurring       | 131 F & P Checking | 1,373.65    |
|                            | 10/31/2010 | 471 Non-Recurring       | 131 F & P Checking | 1,969.00    |
|                            | 11/30/2010 | 471 Non-Recurring       | 131 F & P Checking | 863.20      |
|                            | 12/31/2010 | 471 Non-Recurring       | 131 F & P Checking | 776.70      |
| Total 471 Non-Recurring    |            |                         |                    | 14,472.08 ✓ |
| <b>Utility Tax Payable</b> |            |                         |                    |             |
|                            | 1/31/2010  | 241 Utility Tax Payable | 131 F & P Checking | 86.83       |
|                            | 2/28/2010  | 241 Utility Tax Payable | 131 F & P Checking | 84.60       |
|                            | 3/31/2010  | 241 Utility Tax Payable | 131 F & P Checking | 89.14       |
|                            | 4/30/2010  | 241 Utility Tax Payable | 131 F & P Checking | 84.12       |
|                            | 5/31/2010  | 241 Utility Tax Payable | 131 F & P Checking | 108.89      |
|                            | 6/30/2010  | 241 Utility Tax Payable | 131 F & P Checking | 82.34       |
|                            | 7/31/2010  | 241 Utility Tax Payable | 131 F & P Checking | 105.17      |
|                            | 8/31/2010  | 241 Utility Tax Payable | 131 F & P Checking | 103.06      |
|                            | 9/30/2010  | 241 Utility Tax Payable | 131 F & P Checking | 111.70      |
|                            | 10/31/2010 | 241 Utility Tax Payable | 131 F & P Checking | 139.43      |
|                            | 11/30/2010 | 241 Utility Tax Payable | 131 F & P Checking | 89.79       |
|                            | 12/31/2010 | 241 Utility Tax Payable | 131 F & P Checking | 87.25       |
| Total Utility Tax Payable  |            |                         |                    | 1,172.32    |
| Total Income Categories    |            |                         |                    | 700,817.00  |
| <b>Expense Categories</b>  |            |                         |                    |             |
| <b>300 New Assets</b>      |            |                         |                    |             |

Category Spending  
All Accounts

1/1/2010 Through 12/31/2010

| Num                               | Date       | Payee                           | Account                       | Amount      |
|-----------------------------------|------------|---------------------------------|-------------------------------|-------------|
| <b>304 Pump House</b>             |            |                                 |                               |             |
| 41585                             | 10/12/2010 | City of South Shore             | 131 F & P Checking            | (1,000.00)  |
| 41671                             | 11/15/2010 | Bentley's Hardware              | 131 F & P Checking            | (444.04)    |
| 41744                             | 12/15/2010 | Bentley's Hardware              | 131 F & P Checking            | (293.39)    |
| 41751                             | 12/15/2010 | C.I. Thornburg                  | 131 F & P Checking            | (2,713.70)  |
|                                   |            |                                 |                               | (4,451.13)  |
| <b>307 Wells</b>                  |            |                                 |                               |             |
| 40921                             | 1/15/2010  | Pinson Brothers Drilling        | 131 F & P Checking            | (4,837.48)  |
| 41003                             | 2/15/2010  | Pinson Brothers Drilling        | 131 F & P Checking            | (3,655.70)  |
| 41003                             | 2/15/2010  | Pinson Brothers Drilling        | 131 F & P Checking            | (3,537.20)  |
| 41313                             | 6/15/2010  | Pinson Brothers Drilling        | 131 F & P Checking            | (2,297.20)  |
| 41458                             | 8/13/2010  | Pinson Brothers Drilling        | 131 F & P Checking            | (6,465.90)  |
|                                   |            |                                 |                               | (20,793.48) |
| <b>311 Elec. Pumping Eq.</b>      |            |                                 |                               |             |
| 41240                             | 5/14/2010  | C.I. Thornburg                  | 131 F & P Checking            | (1,350.54)  |
| 41306                             | 6/15/2010  | State Electric Suooly Co.       | 131 F & P Checking            | (1,241.73)  |
| 41376                             | 7/15/2010  | C.I. Thornburg                  | 131 F & P Checking            | (1,378.00)  |
| 41457                             | 8/13/2010  | State Electric Suooly Co.       | 131 F & P Checking            | (330.83)    |
|                                   |            |                                 |                               | (4,301.10)  |
| <b>331 Mains</b>                  |            |                                 |                               |             |
| 41002                             | 2/15/2010  | C.I. Thornburg                  | 131 F & P Checking            | (407.68)    |
|                                   |            |                                 |                               | (407.68)    |
| <b>333 Services &amp; Hyds.</b>   |            |                                 |                               |             |
| 41156                             | 4/15/2010  | C.I. Thornburg                  | 131 F & P Checking            | (810.27)    |
| 41157                             | 4/15/2010  | Consolidated Pipe & Supply Co   | 131 F & P Checking            | (3,252.82)  |
| 41453                             | 8/13/2010  | Consolidated Pipe & Supply Co   | 131 F & P Checking            | (1,885.23)  |
| 41685                             | 11/15/2010 | Consolidated Pipe & Supply Co   | 131 F & P Checking            | (1,803.48)  |
|                                   |            |                                 |                               | (7,751.80)  |
| <b>334 Meters</b>                 |            |                                 |                               |             |
| 41154                             | 4/15/2010  | HD Waterworks                   | 131 F & P Checking            | (1,196.26)  |
| 41379                             | 7/15/2010  | HD Waterworks                   | 131 F & P Checking            | (857.34)    |
| 41675                             | 11/15/2010 | HD Waterworks                   | 131 F & P Checking            | (571.56)    |
| 41675                             | 11/15/2010 | HD Waterworks                   | 131 F & P Checking            | (2,611.84)  |
| 41808                             | 12/31/2010 | HD Waterworks                   | 131 F & P Checking            | (3,310.38)  |
|                                   |            |                                 |                               | (8,547.38)  |
| <b>339 Tools &amp; Other</b>      |            |                                 |                               |             |
| 41034                             | 2/19/2010  | Kenny Wilburn                   | 131 F & P Checking            | (1,100.00)  |
| 41162                             | 4/15/2010  | Citi Card                       | 131 F & P Checking            | (1,149.97)  |
| 41325                             | 6/18/2010  | Woody Jordan                    | 131 F & P Checking            | (2,629.00)  |
| 41705                             | 11/22/2010 | Glockner Chevrolet              | 131 F & P Checking            | (17,080.00) |
|                                   |            |                                 |                               | (21,958.97) |
| Total 300 New Assets              |            |                                 |                               | (68,211.54) |
| <b>427 Interest Expense</b>       |            |                                 |                               |             |
| Cust. deposits                    |            |                                 |                               |             |
|                                   | 12/31/2010 | Interest paid on Cust. Deposits | 131.1 F & P Customer Deposits | (486.83)    |
|                                   |            |                                 |                               | (486.83)    |
| 427 Interest Expense - Unassigned |            |                                 |                               |             |

Category Spending  
All Accounts

1/1/2010 Through 12/31/2010

| Num   | Date       | Payee                | Account            | Amount       |
|-------|------------|----------------------|--------------------|--------------|
| 40927 | 1/15/2010  | First & Peoples Bank | 131 F & P Checking | (356.85)     |
| 41007 | 2/15/2010  | First & Peoples Bank | 131 F & P Checking | (354.00)     |
| 41075 | 3/15/2010  | First & Peoples Bank | 131 F & P Checking | (316.58)     |
| 41150 | 4/15/2010  | First & Peoples Bank | 131 F & P Checking | (347.19)     |
| 41238 | 5/14/2010  | First & Peoples Bank | 131 F & P Checking | (332.89)     |
| 41300 | 6/15/2010  | First & Peoples Bank | 131 F & P Checking | (340.84)     |
| 41390 | 7/15/2010  | First & Peoples Bank | 131 F & P Checking | (326.61)     |
| 41448 | 8/13/2010  | First & Peoples Bank | 131 F & P Checking | (334.13)     |
| 41513 | 9/10/2010  | First & Peoples Bank | 131 F & P Checking | (330.97)     |
| 41599 | 10/15/2010 | First & Peoples Bank | 131 F & P Checking | (316.51)     |
| 41677 | 11/15/2010 | First & Peoples Bank | 131 F & P Checking | (324.62)     |
| 41755 | 12/15/2010 | First & Peoples Bank | 131 F & P Checking | (310.76)     |
|       |            |                      |                    | (3,991.95) ✓ |

Total 427 Interest Expense

(4,478.78)

437 Dividends

|       |            |             |                    |            |
|-------|------------|-------------|--------------------|------------|
| 41268 | 6/1/2010   | G.J. Hannah | 131 F & P Checking | (8,466.29) |
| 41269 | 6/1/2010   | M. Hannah   | 131 F & P Checking | (169.23)   |
| 41270 | 6/1/2010   | B. Hannah   | 131 F & P Checking | (182.06)   |
| 41271 | 6/1/2010   | G. Hannah   | 131 F & P Checking | (182.06)   |
| 41618 | 10/15/2010 | G.J. Hannah | 131 F & P Checking | (8,466.29) |
| 41619 | 10/15/2010 | M. Hannah   | 131 F & P Checking | (169.23)   |
| 41620 | 10/15/2010 | B. Hannah   | 131 F & P Checking | (182.06)   |
| 41621 | 10/15/2010 | G. Hannah   | 131 F & P Checking | (182.06)   |

Total 437 Dividends

(17,999.28)

601 Wages

|       |           |               |                    |          |
|-------|-----------|---------------|--------------------|----------|
| 40902 | 1/8/2010  | D. Moore      | 131 F & P Checking | (48.73)  |
| 40903 | 1/8/2010  | C. Robbins    | 131 F & P Checking | (451.70) |
| 40904 | 1/8/2010  | S. Pennington | 131 F & P Checking | (347.76) |
| 40905 | 1/8/2010  | G. Hall       | 131 F & P Checking | (576.97) |
| 40906 | 1/8/2010  | Mike Porter   | 131 F & P Checking | (285.88) |
| 40907 | 1/8/2010  | Todd Hayden   | 131 F & P Checking | (264.88) |
| 40908 | 1/8/2010  | Paul Hunt     | 131 F & P Checking | (278.67) |
| 40909 | 1/8/2010  | B. Hannah     | 131 F & P Checking | (106.34) |
| 40937 | 1/15/2010 | D. Moore      | 131 F & P Checking | (48.73)  |
| 40938 | 1/15/2010 | C. Robbins    | 131 F & P Checking | (451.40) |
| 40939 | 1/15/2010 | S. Pennington | 131 F & P Checking | (347.76) |
| 40940 | 1/15/2010 | G. Hall       | 131 F & P Checking | (576.97) |
| 40941 | 1/15/2010 | Mike Porter   | 131 F & P Checking | (285.88) |
| 40942 | 1/15/2010 | Todd Hayden   | 131 F & P Checking | (264.88) |
| 40943 | 1/15/2010 | Paul Hunt     | 131 F & P Checking | (193.49) |
| 40944 | 1/15/2010 | B. Hannah     | 131 F & P Checking | (106.34) |
| 40953 | 1/22/2010 | D. Moore      | 131 F & P Checking | (48.73)  |
| 40954 | 1/22/2010 | C. Robbins    | 131 F & P Checking | (451.40) |
| 40955 | 1/22/2010 | S. Pennington | 131 F & P Checking | (347.76) |
| 40956 | 1/22/2010 | G. Hall       | 131 F & P Checking | (597.87) |
| 40957 | 1/22/2010 | Mike Porter   | 131 F & P Checking | (285.88) |
| 40958 | 1/22/2010 | Todd Hayden   | 131 F & P Checking | (264.88) |
| 40959 | 1/22/2010 | B. Hannah     | 131 F & P Checking | (53.53)  |
| 40960 | 1/22/2010 | Paul Hunt     | 131 F & P Checking | (234.80) |
| 40964 | 1/29/2010 | D. Moore      | 131 F & P Checking | (48.73)  |
| 40965 | 1/29/2010 | C. Robbins    | 131 F & P Checking | (451.10) |
| 40966 | 1/29/2010 | S. Pennington | 131 F & P Checking | (347.76) |

Category Spending  
All Accounts

1/1/2010 Through 12/31/2010

| Num   | Date      | Payee         | Account            | Amount   |
|-------|-----------|---------------|--------------------|----------|
| 40967 | 1/29/2010 | G. Hall       | 131 F & P Checking | (576.97) |
| 40968 | 1/29/2010 | Mike Porter   | 131 F & P Checking | (285.88) |
| 40969 | 1/29/2010 | Todd Hayden   | 131 F & P Checking | (264.88) |
| 40970 | 1/29/2010 | Paul Hunt     | 131 F & P Checking | (193.49) |
| 40971 | 1/29/2010 | B. Hannah     | 131 F & P Checking | (53.53)  |
| 40980 | 2/5/2010  | D. Moore      | 131 F & P Checking | (48.73)  |
| 40981 | 2/5/2010  | C. Robbins    | 131 F & P Checking | (451.40) |
| 40982 | 2/5/2010  | S. Pennington | 131 F & P Checking | (347.76) |
| 40983 | 2/5/2010  | G. Hall       | 131 F & P Checking | (576.97) |
| 40984 | 2/5/2010  | Mike Porter   | 131 F & P Checking | (285.88) |
| 40985 | 2/5/2010  | Todd Hayden   | 131 F & P Checking | (264.88) |
| 40986 | 2/5/2010  | Paul Hunt     | 131 F & P Checking | (193.49) |
| 40987 | 2/5/2010  | B. Hannah     | 131 F & P Checking | (106.34) |
| 40990 | 2/12/2010 | D. Moore      | 131 F & P Checking | (48.73)  |
| 40991 | 2/12/2010 | C. Robbins    | 131 F & P Checking | (451.40) |
| 40992 | 2/12/2010 | S. Pennington | 131 F & P Checking | (347.76) |
| 40993 | 2/12/2010 | G. Hall       | 131 F & P Checking | (576.97) |
| 40994 | 2/12/2010 | Mike Porter   | 131 F & P Checking | (285.88) |
| 40995 | 2/12/2010 | Todd Hayden   | 131 F & P Checking | (264.88) |
| 40996 | 2/12/2010 | Paul Hunt     | 131 F & P Checking | (193.49) |
| 40997 | 2/12/2010 | B. Hannah     | 131 F & P Checking | (106.34) |
| 41026 | 2/19/2010 | D. Moore      | 131 F & P Checking | (48.73)  |
| 41027 | 2/19/2010 | C. Robbins    | 131 F & P Checking | (451.40) |
| 41028 | 2/19/2010 | S. Pennington | 131 F & P Checking | (347.76) |
| 41029 | 2/19/2010 | G. Hall       | 131 F & P Checking | (576.97) |
| 41030 | 2/19/2010 | Mike Porter   | 131 F & P Checking | (285.88) |
| 41031 | 2/19/2010 | Todd Hayden   | 131 F & P Checking | (264.88) |
| 41032 | 2/19/2010 | Paul Hunt     | 131 F & P Checking | (193.49) |
| 41033 | 2/19/2010 | B. Hannah     | 131 F & P Checking | (106.34) |
| 41038 | 2/26/2010 | D. Moore      | 131 F & P Checking | (48.73)  |
| 41039 | 2/26/2010 | C. Robbins    | 131 F & P Checking | (451.40) |
| 41040 | 2/26/2010 | S. Pennington | 131 F & P Checking | (347.76) |
| 41041 | 2/26/2010 | G. Hall       | 131 F & P Checking | (576.97) |
| 41042 | 2/26/2010 | Mike Porter   | 131 F & P Checking | (285.88) |
| 41043 | 2/26/2010 | Todd Hayden   | 131 F & P Checking | (264.88) |
| 41044 | 2/26/2010 | Paul Hunt     | 131 F & P Checking | (193.49) |
| 41045 | 2/26/2010 | B. Hannah     | 131 F & P Checking | (53.53)  |
| 41054 | 3/5/2010  | D. Moore      | 131 F & P Checking | (48.73)  |
| 41055 | 3/5/2010  | C. Robbins    | 131 F & P Checking | (451.40) |
| 41056 | 3/5/2010  | S. Pennington | 131 F & P Checking | (347.76) |
| 41057 | 3/5/2010  | G. Hall       | 131 F & P Checking | (576.97) |
| 41058 | 3/5/2010  | Mike Porter   | 131 F & P Checking | (296.28) |
| 41059 | 3/5/2010  | Todd Hayden   | 131 F & P Checking | (272.16) |
| 41060 | 3/5/2010  | Paul Hunt     | 131 F & P Checking | (193.49) |
| 41061 | 3/5/2010  | B. Hannah     | 131 F & P Checking | (106.34) |
| 41066 | 3/12/2010 | D. Moore      | 131 F & P Checking | (48.73)  |
| 41067 | 3/12/2010 | C. Robbins    | 131 F & P Checking | (451.40) |
| 41068 | 3/12/2010 | S. Pennington | 131 F & P Checking | (347.76) |
| 41069 | 3/12/2010 | G. Hall       | 131 F & P Checking | (576.97) |
| 41070 | 3/12/2010 | Mike Porter   | 131 F & P Checking | (285.88) |
| 41071 | 3/12/2010 | Todd Hayden   | 131 F & P Checking | (264.88) |
| 41072 | 3/12/2010 | Paul Hunt     | 131 F & P Checking | (193.49) |
| 41073 | 3/12/2010 | B. Hannah     | 131 F & P Checking | (106.34) |
| 41096 | 3/19/2010 | D. Moore      | 131 F & P Checking | (48.73)  |
| 41097 | 3/19/2010 | C. Robbins    | 131 F & P Checking | (451.40) |
| 41098 | 3/19/2010 | S. Pennington | 131 F & P Checking | (347.76) |



Category Spending  
All Accounts

1/1/2010 Through 12/31/2010

| Num   | Date      | Payee         | Account            | Amount   |
|-------|-----------|---------------|--------------------|----------|
| 41099 | 3/19/2010 | G. Hall       | 131 F & P Checking | (576.97) |
| 41100 | 3/19/2010 | Mike Porter   | 131 F & P Checking | (285.88) |
| 41101 | 3/19/2010 | Todd Hayden   | 131 F & P Checking | (264.88) |
| 41102 | 3/19/2010 | Paul Hunt     | 131 F & P Checking | (193.49) |
| 41103 | 3/19/2010 | B. Hannah     | 131 F & P Checking | (53.53)  |
| 41106 | 3/26/2010 | D. Moore      | 131 F & P Checking | (48.73)  |
| 41107 | 3/26/2010 | C. Robbins    | 131 F & P Checking | (451.40) |
| 41108 | 3/26/2010 | S. Pennington | 131 F & P Checking | (347.76) |
| 41109 | 3/26/2010 | Paul Hunt     | 131 F & P Checking | (193.49) |
| 41110 | 3/26/2010 | G. Hall       | 131 F & P Checking | (638.67) |
| 41111 | 3/26/2010 | Mike Porter   | 131 F & P Checking | (341.16) |
| 41112 | 3/26/2010 | Todd Hayden   | 131 F & P Checking | (316.84) |
| 41123 | 4/2/2010  | D. Moore      | 131 F & P Checking | (48.73)  |
| 41124 | 4/2/2010  | C. Robbins    | 131 F & P Checking | (451.40) |
| 41125 | 4/2/2010  | S. Pennington | 131 F & P Checking | (347.76) |
| 41126 | 4/2/2010  | G. Hall       | 131 F & P Checking | (576.97) |
| 41127 | 4/2/2010  | Mike Porter   | 131 F & P Checking | (323.63) |
| 41128 | 4/2/2010  | Todd Hayden   | 131 F & P Checking | (299.72) |
| 41129 | 4/2/2010  | Paul Hunt     | 131 F & P Checking | (193.49) |
| 41130 | 4/2/2010  | B. Hannah     | 131 F & P Checking | (106.34) |
| 41132 | 4/9/2010  | D. Moore      | 131 F & P Checking | (48.73)  |
| 41133 | 4/9/2010  | C. Robbins    | 131 F & P Checking | (451.40) |
| 41134 | 4/9/2010  | S. Pennington | 131 F & P Checking | (347.76) |
| 41135 | 4/9/2010  | Paul Hunt     | 131 F & P Checking | (193.49) |
| 41136 | 4/9/2010  | B. Hannah     | 131 F & P Checking | (106.34) |
| 41137 | 4/9/2010  | G. Hall       | 131 F & P Checking | (824.39) |
| 41138 | 4/9/2010  | Mike Porter   | 131 F & P Checking | (396.44) |
| 41139 | 4/9/2010  | Todd Hayden   | 131 F & P Checking | (335.55) |
| 41170 | 4/16/2010 | D. Moore      | 131 F & P Checking | (48.73)  |
| 41171 | 4/16/2010 | C. Robbins    | 131 F & P Checking | (451.40) |
| 41172 | 4/16/2010 | S. Pennington | 131 F & P Checking | (347.76) |
| 41173 | 4/16/2010 | G. Hall       | 131 F & P Checking | (824.39) |
| 41174 | 4/16/2010 | Mike Porter   | 131 F & P Checking | (285.88) |
| 41175 | 4/16/2010 | Todd Hayden   | 131 F & P Checking | (264.88) |
| 41176 | 4/16/2010 | Paul Hunt     | 131 F & P Checking | (234.80) |
| 41179 | 4/23/2010 | D. Moore      | 131 F & P Checking | (48.73)  |
| 41180 | 4/23/2010 | C. Robbins    | 131 F & P Checking | (451.40) |
| 41181 | 4/23/2010 | S. Pennington | 131 F & P Checking | (347.76) |
| 41182 | 4/23/2010 | G. Hall       | 131 F & P Checking | (742.77) |
| 41183 | 4/23/2010 | Mike Porter   | 131 F & P Checking | (285.88) |
| 41184 | 4/23/2010 | Todd Hayden   | 131 F & P Checking | (264.88) |
| 41185 | 4/23/2010 | Paul Hunt     | 131 F & P Checking | (193.49) |
| 41186 | 4/23/2010 | B. Hannah     | 131 F & P Checking | (106.34) |
| 41190 | 4/30/2010 | D. Moore      | 131 F & P Checking | (48.73)  |
| 41191 | 4/30/2010 | C. Robbins    | 131 F & P Checking | (451.40) |
| 41192 | 4/30/2010 | S. Pennington | 131 F & P Checking | (347.76) |
| 41193 | 4/30/2010 | G. Hall       | 131 F & P Checking | (658.57) |
| 41194 | 4/30/2010 | Mike Porter   | 131 F & P Checking | (360.98) |
| 41195 | 4/30/2010 | Todd Hayden   | 131 F & P Checking | (90.36)  |
| 41196 | 4/30/2010 | Paul Hunt     | 131 F & P Checking | (193.49) |
| 41197 | 4/30/2010 | B. Hannah     | 131 F & P Checking | (53.79)  |
| 41206 | 5/7/2010  | D. Moore      | 131 F & P Checking | (48.73)  |
| 41207 | 5/7/2010  | C. Robbins    | 131 F & P Checking | (451.40) |
| 41208 | 5/7/2010  | S. Pennington | 131 F & P Checking | (347.76) |
| 41209 | 5/7/2010  | G. Hall       | 131 F & P Checking | (576.97) |
| 41210 | 5/7/2010  | Mike Porter   | 131 F & P Checking | (285.88) |

Category Spending  
All Accounts

1/1/2010 Through 12/31/2010

| Num   | Date      | Payee          | Account            | Amount   |
|-------|-----------|----------------|--------------------|----------|
| 41211 | 5/7/2010  | Paul Hunt      | 131 F & P Checking | (234.80) |
| 41212 | 5/7/2010  | B. Hannah      | 131 F & P Checking | (53.79)  |
| 41222 | 5/14/2010 | D. Moore       | 131 F & P Checking | (48.73)  |
| 41223 | 5/14/2010 | C. Robbins     | 131 F & P Checking | (451.40) |
| 41224 | 5/14/2010 | S. Pennington  | 131 F & P Checking | (347.76) |
| 41225 | 5/14/2010 | G. Hall        | 131 F & P Checking | (576.97) |
| 41226 | 5/14/2010 | Mike Porter    | 131 F & P Checking | (285.88) |
| 41228 | 5/14/2010 | Paul Hunt      | 131 F & P Checking | (234.80) |
| 41229 | 5/14/2010 | B. Hannah      | 131 F & P Checking | (53.79)  |
| 41230 | 5/14/2010 | Lonnie Rickett | 131 F & P Checking | (254.80) |
| 41250 | 5/21/2010 | D. Moore       | 131 F & P Checking | (48.73)  |
| 41251 | 5/21/2010 | C. Robbins     | 131 F & P Checking | (451.40) |
| 41252 | 5/21/2010 | S. Pennington  | 131 F & P Checking | (347.76) |
| 41253 | 5/21/2010 | G. Hall        | 131 F & P Checking | (576.97) |
| 41254 | 5/21/2010 | Mike Porter    | 131 F & P Checking | (285.88) |
| 41255 | 5/21/2010 | Paul Hunt      | 131 F & P Checking | (193.49) |
| 41256 | 5/21/2010 | B. Hannah      | 131 F & P Checking | (40.27)  |
| 41257 | 5/21/2010 | Lonnie Rickett | 131 F & P Checking | (254.80) |
| 41260 | 5/28/2010 | D. Moore       | 131 F & P Checking | (48.73)  |
| 41261 | 5/28/2010 | C. Robbins     | 131 F & P Checking | (451.40) |
| 41262 | 5/28/2010 | S. Pennington  | 131 F & P Checking | (347.76) |
| 41263 | 5/28/2010 | G. Hall        | 131 F & P Checking | (576.97) |
| 41264 | 5/28/2010 | Mike Porter    | 131 F & P Checking | (360.98) |
| 41265 | 5/28/2010 | Paul Hunt      | 131 F & P Checking | (193.49) |
| 41266 | 5/28/2010 | B. Hannah      | 131 F & P Checking | (53.79)  |
| 41267 | 5/28/2010 | Lonnie Rickett | 131 F & P Checking | (322.83) |
| 41278 | 6/4/2010  | D. Moore       | 131 F & P Checking | (48.73)  |
| 41279 | 6/4/2010  | C. Robbins     | 131 F & P Checking | (451.40) |
| 41280 | 6/4/2010  | S. Pennington  | 131 F & P Checking | (347.76) |
| 41281 | 6/4/2010  | G. Hall        | 131 F & P Checking | (576.97) |
| 41282 | 6/4/2010  | Mike Porter    | 131 F & P Checking | (285.88) |
| 41283 | 6/4/2010  | Paul Hunt      | 131 F & P Checking | (234.80) |
| 41284 | 6/4/2010  | B. Hannah      | 131 F & P Checking | (119.03) |
| 41285 | 6/4/2010  | Lonnie Rickett | 131 F & P Checking | (207.49) |
| 41290 | 6/11/2010 | D. Moore       | 131 F & P Checking | (48.73)  |
| 41291 | 6/11/2010 | C. Robbins     | 131 F & P Checking | (451.40) |
| 41292 | 6/11/2010 | S. Pennington  | 131 F & P Checking | (347.76) |
| 41293 | 6/11/2010 | G. Hall        | 131 F & P Checking | (742.77) |
| 41294 | 6/11/2010 | Mike Porter    | 131 F & P Checking | (285.88) |
| 41295 | 6/11/2010 | Paul Hunt      | 131 F & P Checking | (234.80) |
| 41296 | 6/11/2010 | Lonnie Rickett | 131 F & P Checking | (254.80) |
| 41317 | 6/18/2010 | D. Moore       | 131 F & P Checking | (48.73)  |
| 41318 | 6/18/2010 | C. Robbins     | 131 F & P Checking | (451.40) |
| 41319 | 6/18/2010 | S. Pennington  | 131 F & P Checking | (347.76) |
| 41320 | 6/18/2010 | G. Hall        | 131 F & P Checking | (617.77) |
| 41321 | 6/18/2010 | Mike Porter    | 131 F & P Checking | (285.88) |
| 41322 | 6/18/2010 | Paul Hunt      | 131 F & P Checking | (234.80) |
| 41323 | 6/18/2010 | Lonnie Rickett | 131 F & P Checking | (254.80) |
| 41331 | 6/25/2010 | D. Moore       | 131 F & P Checking | (48.73)  |
| 41332 | 6/25/2010 | C. Robbins     | 131 F & P Checking | (451.40) |
| 41333 | 6/25/2010 | S. Pennington  | 131 F & P Checking | (347.76) |
| 41334 | 6/25/2010 | G. Hall        | 131 F & P Checking | (597.87) |
| 41335 | 6/25/2010 | Mike Porter    | 131 F & P Checking | (296.28) |
| 41336 | 6/25/2010 | Paul Hunt      | 131 F & P Checking | (234.80) |
| 41337 | 6/25/2010 | B. Hannah      | 131 F & P Checking | (106.34) |
| 41338 | 6/25/2010 | Lonnie Rickett | 131 F & P Checking | (207.49) |

Category Spending  
All Accounts

1/1/2010 Through 12/31/2010

| Num   | Date      | Payee          | Account            | Amount   |
|-------|-----------|----------------|--------------------|----------|
| 41349 | 7/2/2010  | D. Moore       | 131 F & P Checking | (48.73)  |
| 41350 | 7/2/2010  | C. Robbins     | 131 F & P Checking | (451.40) |
| 41351 | 7/2/2010  | S. Pennington  | 131 F & P Checking | (347.76) |
| 41352 | 7/2/2010  | G. Hall        | 131 F & P Checking | (742.77) |
| 41353 | 7/2/2010  | Mike Porter    | 131 F & P Checking | (360.98) |
| 41354 | 7/2/2010  | Paul Hunt      | 131 F & P Checking | (234.80) |
| 41355 | 7/2/2010  | B. Hannah      | 131 F & P Checking | (93.19)  |
| 41356 | 7/2/2010  | Lonnie Rickett | 131 F & P Checking | (322.83) |
| 41359 | 7/9/2010  | D. Moore       | 131 F & P Checking | (48.73)  |
| 41360 | 7/9/2010  | C. Robbins     | 131 F & P Checking | (451.40) |
| 41361 | 7/9/2010  | S. Pennington  | 131 F & P Checking | (347.76) |
| 41362 | 7/9/2010  | G. Hall        | 131 F & P Checking | (576.97) |
| 41363 | 7/9/2010  | Mike Porter    | 131 F & P Checking | (285.88) |
| 41364 | 7/9/2010  | Lonnie Rickett | 131 F & P Checking | (207.49) |
| 41365 | 7/9/2010  | Paul Hunt      | 131 F & P Checking | (234.80) |
| 41366 | 7/9/2010  | B. Hannah      | 131 F & P Checking | (106.34) |
| 41368 | 7/14/2010 | Lonnie Rickett | 131 F & P Checking | (47.31)  |
| 41396 | 7/16/2010 | D. Moore       | 131 F & P Checking | (48.73)  |
| 41397 | 7/16/2010 | C. Robbins     | 131 F & P Checking | (451.40) |
| 41398 | 7/16/2010 | S. Pennington  | 131 F & P Checking | (347.76) |
| 41399 | 7/16/2010 | G. Hall        | 131 F & P Checking | (576.97) |
| 41400 | 7/16/2010 | Mike Porter    | 131 F & P Checking | (396.41) |
| 41401 | 7/16/2010 | Paul Hunt      | 131 F & P Checking | (234.80) |
| 41402 | 7/16/2010 | B. Hannah      | 131 F & P Checking | (116.06) |
| 41403 | 7/16/2010 | Lonnie Rickett | 131 F & P Checking | (324.61) |
| 41406 | 7/23/2010 | D. Moore       | 131 F & P Checking | (48.73)  |
| 41407 | 7/23/2010 | C. Robbins     | 131 F & P Checking | (451.40) |
| 41408 | 7/23/2010 | S. Pennington  | 131 F & P Checking | (347.76) |
| 41409 | 7/23/2010 | G. Hall        | 131 F & P Checking | (576.97) |
| 41410 | 7/23/2010 | Mike Porter    | 131 F & P Checking | (285.88) |
| 41411 | 7/23/2010 | Paul Hunt      | 131 F & P Checking | (234.80) |
| 41412 | 7/23/2010 | B. Hannah      | 131 F & P Checking | (106.34) |
| 41413 | 7/23/2010 | Lonnie Rickett | 131 F & P Checking | (207.49) |
| 41417 | 7/30/2010 | D. Moore       | 131 F & P Checking | (48.73)  |
| 41418 | 7/30/2010 | C. Robbins     | 131 F & P Checking | (451.40) |
| 41419 | 7/30/2010 | S. Pennington  | 131 F & P Checking | (347.76) |
| 41420 | 7/30/2010 | G. Hall        | 131 F & P Checking | (576.97) |
| 41421 | 7/30/2010 | Mike Porter    | 131 F & P Checking | (360.98) |
| 41422 | 7/30/2010 | Lonnie Rickett | 131 F & P Checking | (322.83) |
| 41424 | 7/30/2010 | Paul Hunt      | 131 F & P Checking | (234.80) |
| 41425 | 7/30/2010 | B. Hannah      | 131 F & P Checking | (53.79)  |
| 41432 | 8/6/2010  | D. Moore       | 131 F & P Checking | (48.73)  |
| 41433 | 8/6/2010  | C. Robbins     | 131 F & P Checking | (451.40) |
| 41434 | 8/6/2010  | S. Pennington  | 131 F & P Checking | (347.76) |
| 41435 | 8/6/2010  | G. Hall        | 131 F & P Checking | (576.97) |
| 41436 | 8/6/2010  | Mike Porter    | 131 F & P Checking | (285.88) |
| 41437 | 8/6/2010  | Paul Hunt      | 131 F & P Checking | (234.80) |
| 41438 | 8/6/2010  | B. Hannah      | 131 F & P Checking | (106.34) |
| 41439 | 8/6/2010  | Lloyd Davis    | 131 F & P Checking | (283.12) |
| 41466 | 8/13/2010 | D. Moore       | 131 F & P Checking | (48.73)  |
| 41467 | 8/13/2010 | C. Robbins     | 131 F & P Checking | (451.40) |
| 41468 | 8/13/2010 | S. Pennington  | 131 F & P Checking | (347.76) |
| 41469 | 8/13/2010 | G. Hall        | 131 F & P Checking | (576.97) |
| 41470 | 8/13/2010 | Mike Porter    | 131 F & P Checking | (285.88) |
| 41471 | 8/13/2010 | Paul Hunt      | 131 F & P Checking | (234.80) |
| 41472 | 8/13/2010 | B. Hannah      | 131 F & P Checking | (53.79)  |

Category Spending  
All Accounts

1/1/2010 Through 12/31/2010

| Num   | Date      | Payee         | Account            | Amount   |
|-------|-----------|---------------|--------------------|----------|
| 41473 | 8/13/2010 | Lloyd Davis   | 131 F & P Checking | (381.43) |
| 41475 | 8/20/2010 | D. Moore      | 131 F & P Checking | (48.73)  |
| 41476 | 8/20/2010 | C. Robbins    | 131 F & P Checking | (451.40) |
| 41477 | 8/20/2010 | S. Pennington | 131 F & P Checking | (347.76) |
| 41478 | 8/20/2010 | G. Hall       | 131 F & P Checking | (617.77) |
| 41479 | 8/20/2010 | Mike Porter   | 131 F & P Checking | (304.12) |
| 41480 | 8/20/2010 | Paul Hunt     | 131 F & P Checking | (234.80) |
| 41481 | 8/20/2010 | B. Hannah     | 131 F & P Checking | (106.34) |
| 41482 | 8/20/2010 | Lloyd Davis   | 131 F & P Checking | (381.43) |
| 41486 | 8/27/2010 | D. Moore      | 131 F & P Checking | (48.73)  |
| 41487 | 8/27/2010 | C. Robbins    | 131 F & P Checking | (451.40) |
| 41488 | 8/27/2010 | S. Pennington | 131 F & P Checking | (347.76) |
| 41489 | 8/27/2010 | G. Hall       | 131 F & P Checking | (576.97) |
| 41490 | 8/27/2010 | Mike Porter   | 131 F & P Checking | (360.98) |
| 41491 | 8/27/2010 | Paul Hunt     | 131 F & P Checking | (234.80) |
| 41492 | 8/27/2010 | Lloyd Davis   | 131 F & P Checking | (482.49) |
| 41500 | 9/3/2010  | D. Moore      | 131 F & P Checking | (48.73)  |
| 41501 | 9/3/2010  | C. Robbins    | 131 F & P Checking | (451.40) |
| 41502 | 9/3/2010  | S. Pennington | 131 F & P Checking | (347.76) |
| 41503 | 9/3/2010  | G. Hall       | 131 F & P Checking | (576.97) |
| 41504 | 9/3/2010  | Mike Porter   | 131 F & P Checking | (285.88) |
| 41505 | 9/3/2010  | Paul Hunt     | 131 F & P Checking | (234.80) |
| 41506 | 9/3/2010  | Lloyd Davis   | 131 F & P Checking | (381.43) |
| 41529 | 9/10/2010 | D. Moore      | 131 F & P Checking | (48.73)  |
| 41530 | 9/10/2010 | C. Robbins    | 131 F & P Checking | (451.40) |
| 41531 | 9/10/2010 | S. Pennington | 131 F & P Checking | (347.76) |
| 41532 | 9/10/2010 | G. Hall       | 131 F & P Checking | (576.97) |
| 41533 | 9/10/2010 | Mike Porter   | 131 F & P Checking | (285.88) |
| 41534 | 9/10/2010 | Paul Hunt     | 131 F & P Checking | (298.83) |
| 41535 | 9/10/2010 | Lloyd Davis   | 131 F & P Checking | (381.43) |
| 41537 | 9/17/2010 | D. Moore      | 131 F & P Checking | (48.73)  |
| 41538 | 9/17/2010 | C. Robbins    | 131 F & P Checking | (451.40) |
| 41539 | 9/17/2010 | S. Pennington | 131 F & P Checking | (347.76) |
| 41540 | 9/17/2010 | G. Hall       | 131 F & P Checking | (576.97) |
| 41541 | 9/17/2010 | Mike Porter   | 131 F & P Checking | (285.88) |
| 41542 | 9/17/2010 | Paul Hunt     | 131 F & P Checking | (234.80) |
| 41543 | 9/17/2010 | Lloyd Davis   | 131 F & P Checking | (381.43) |
| 41554 | 9/24/2010 | D. Moore      | 131 F & P Checking | (48.73)  |
| 41555 | 9/24/2010 | C. Robbins    | 131 F & P Checking | (451.40) |
| 41556 | 9/24/2010 | S. Pennington | 131 F & P Checking | (347.76) |
| 41557 | 9/24/2010 | G. Hall       | 131 F & P Checking | (576.97) |
| 41558 | 9/24/2010 | Mike Porter   | 131 F & P Checking | (285.88) |
| 41559 | 9/24/2010 | Paul Hunt     | 131 F & P Checking | (298.83) |
| 41560 | 9/24/2010 | Lloyd Davis   | 131 F & P Checking | (381.43) |
| 41562 | 10/1/2010 | D. Moore      | 131 F & P Checking | (48.73)  |
| 41563 | 10/1/2010 | C. Robbins    | 131 F & P Checking | (451.40) |
| 41564 | 10/1/2010 | S. Pennington | 131 F & P Checking | (347.76) |
| 41565 | 10/1/2010 | G. Hall       | 131 F & P Checking | (576.97) |
| 41566 | 10/1/2010 | Mike Porter   | 131 F & P Checking | (360.98) |
| 41567 | 10/1/2010 | Paul Hunt     | 131 F & P Checking | (298.83) |
| 41568 | 10/1/2010 | Lloyd Davis   | 131 F & P Checking | (482.49) |
| 41576 | 10/8/2010 | D. Moore      | 131 F & P Checking | (48.73)  |
| 41577 | 10/8/2010 | C. Robbins    | 131 F & P Checking | (451.40) |
| 41578 | 10/8/2010 | S. Pennington | 131 F & P Checking | (347.76) |
| 41579 | 10/8/2010 | G. Hall       | 131 F & P Checking | (576.97) |
| 41580 | 10/8/2010 | Mike Porter   | 131 F & P Checking | (285.88) |

Category Spending  
All Accounts

1/1/2010 Through 12/31/2010

| Num   | Date       | Payee         | Account            | Amount   |
|-------|------------|---------------|--------------------|----------|
| 41581 | 10/8/2010  | Lloyd Davis   | 131 F & P Checking | (381.43) |
| 41583 | 10/8/2010  | Paul Hunt     | 131 F & P Checking | (298.83) |
| 41611 | 10/15/2010 | D. Moore      | 131 F & P Checking | (48.73)  |
| 41612 | 10/15/2010 | C. Robbins    | 131 F & P Checking | (451.40) |
| 41613 | 10/15/2010 | S. Pennington | 131 F & P Checking | (347.76) |
| 41614 | 10/15/2010 | G. Hall       | 131 F & P Checking | (742.77) |
| 41615 | 10/15/2010 | Mike Porter   | 131 F & P Checking | (285.88) |
| 41616 | 10/15/2010 | Paul Hunt     | 131 F & P Checking | (234.80) |
| 41617 | 10/15/2010 | Lloyd Davis   | 131 F & P Checking | (381.43) |
| 41629 | 10/22/2010 | D. Moore      | 131 F & P Checking | (48.73)  |
| 41630 | 10/22/2010 | C. Robbins    | 131 F & P Checking | (451.40) |
| 41631 | 10/22/2010 | S. Pennington | 131 F & P Checking | (347.76) |
| 41632 | 10/22/2010 | G. Hall       | 131 F & P Checking | (773.57) |
| 41633 | 10/22/2010 | Mike Porter   | 131 F & P Checking | (360.98) |
| 41634 | 10/22/2010 | Paul Hunt     | 131 F & P Checking | (234.80) |
| 41635 | 10/22/2010 | Lloyd Davis   | 131 F & P Checking | (482.49) |
| 41639 | 10/29/2010 | D. Moore      | 131 F & P Checking | (48.73)  |
| 41640 | 10/29/2010 | C. Robbins    | 131 F & P Checking | (451.40) |
| 41641 | 10/29/2010 | S. Pennington | 131 F & P Checking | (347.76) |
| 41642 | 10/29/2010 | G. Hall       | 131 F & P Checking | (773.57) |
| 41643 | 10/29/2010 | Mike Porter   | 131 F & P Checking | (360.98) |
| 41644 | 10/29/2010 | Lloyd Davis   | 131 F & P Checking | (530.23) |
| 41646 | 10/29/2010 | Paul Hunt     | 131 F & P Checking | (234.80) |
| 41653 | 11/5/2010  | D. Moore      | 131 F & P Checking | (48.73)  |
| 41654 | 11/5/2010  | C. Robbins    | 131 F & P Checking | (451.40) |
| 41655 | 11/5/2010  | S. Pennington | 131 F & P Checking | (285.81) |
| 41656 | 11/5/2010  | G. Hall       | 131 F & P Checking | (742.77) |
| 41658 | 11/5/2010  | Paul Hunt     | 131 F & P Checking | (234.80) |
| 41659 | 11/5/2010  | Lloyd Davis   | 131 F & P Checking | (381.43) |
| 41660 | 11/5/2010  | Mike Porter   | 131 F & P Checking | (285.88) |
| 41661 | 11/12/2010 | D. Moore      | 131 F & P Checking | (48.73)  |
| 41662 | 11/12/2010 | C. Robbins    | 131 F & P Checking | (451.40) |
| 41663 | 11/12/2010 | S. Pennington | 131 F & P Checking | (347.76) |
| 41664 | 11/12/2010 | G. Hall       | 131 F & P Checking | (576.97) |
| 41665 | 11/12/2010 | Mike Porter   | 131 F & P Checking | (285.88) |
| 41666 | 11/12/2010 | Paul Hunt     | 131 F & P Checking | (234.80) |
| 41667 | 11/12/2010 | Lloyd Davis   | 131 F & P Checking | (381.43) |
| 41698 | 11/19/2010 | D. Moore      | 131 F & P Checking | (48.73)  |
| 41699 | 11/19/2010 | C. Robbins    | 131 F & P Checking | (451.40) |
| 41700 | 11/19/2010 | S. Pennington | 131 F & P Checking | (347.76) |
| 41701 | 11/19/2010 | G. Hall       | 131 F & P Checking | (576.97) |
| 41702 | 11/19/2010 | Mike Porter   | 131 F & P Checking | (285.88) |
| 41703 | 11/19/2010 | Paul Hunt     | 131 F & P Checking | (234.80) |
| 41704 | 11/19/2010 | Lloyd Davis   | 131 F & P Checking | (381.43) |
| 41706 | 11/26/2010 | D. Moore      | 131 F & P Checking | (48.73)  |
| 41707 | 11/26/2010 | C. Robbins    | 131 F & P Checking | (451.40) |
| 41708 | 11/26/2010 | S. Pennington | 131 F & P Checking | (347.76) |
| 41709 | 11/26/2010 | G. Hall       | 131 F & P Checking | (576.97) |
| 41710 | 11/26/2010 | Mike Porter   | 131 F & P Checking | (360.98) |
| 41711 | 11/26/2010 | Lloyd Davis   | 131 F & P Checking | (482.49) |
| 41713 | 11/26/2010 | Paul Hunt     | 131 F & P Checking | (193.49) |
| 41714 | 11/26/2010 | B. Hannah     | 131 F & P Checking | (106.34) |
| 41721 | 12/3/2010  | D. Moore      | 131 F & P Checking | (48.73)  |
| 41722 | 12/3/2010  | C. Robbins    | 131 F & P Checking | (451.40) |
| 41723 | 12/3/2010  | S. Pennington | 131 F & P Checking | (347.76) |
| 41724 | 12/3/2010  | G. Hall       | 131 F & P Checking | (576.97) |

Category Spending  
All Accounts

1/1/2010 Through 12/31/2010

| Num             | Date       | Payee         | Account            | Amount       |
|-----------------|------------|---------------|--------------------|--------------|
| 41725           | 12/3/2010  | Mike Porter   | 131 F & P Checking | (285.88)     |
| 41726           | 12/3/2010  | Paul Hunt     | 131 F & P Checking | (234.80)     |
| 41727           | 12/3/2010  | B. Hannah     | 131 F & P Checking | (106.34)     |
| 41728           | 12/3/2010  | Lloyd Davis   | 131 F & P Checking | (381.43)     |
| 41736           | 12/10/2010 | D. Moore      | 131 F & P Checking | (48.73)      |
| 41737           | 12/10/2010 | C. Robbins    | 131 F & P Checking | (451.40)     |
| 41738           | 12/10/2010 | S. Pennington | 131 F & P Checking | (347.76)     |
| 41739           | 12/10/2010 | G. Hall       | 131 F & P Checking | (576.97)     |
| 41740           | 12/10/2010 | Mike Porter   | 131 F & P Checking | (285.88)     |
| 41741           | 12/10/2010 | Paul Hunt     | 131 F & P Checking | (234.80)     |
| 41742           | 12/10/2010 | B. Hannah     | 131 F & P Checking | (53.79)      |
| 41743           | 12/10/2010 | Lloyd Davis   | 131 F & P Checking | (381.43)     |
| 41768           | 12/17/2010 | D. Moore      | 131 F & P Checking | (48.73)      |
| 41769           | 12/17/2010 | C. Robbins    | 131 F & P Checking | (451.40)     |
| 41770           | 12/17/2010 | S. Pennington | 131 F & P Checking | (347.76)     |
| 41771           | 12/17/2010 | G. Hall       | 131 F & P Checking | (576.97)     |
| 41772           | 12/17/2010 | Mike Porter   | 131 F & P Checking | (47.67)      |
| 41773           | 12/17/2010 | Paul Hunt     | 131 F & P Checking | (234.80)     |
| 41774           | 12/17/2010 | B. Hannah     | 131 F & P Checking | (53.79)      |
| 41775           | 12/17/2010 | Lloyd Davis   | 131 F & P Checking | (381.43)     |
| 41778           | 12/24/2010 | D. Moore      | 131 F & P Checking | (48.73)      |
| 41780           | 12/24/2010 | C. Robbins    | 131 F & P Checking | (451.40)     |
| 41781           | 12/24/2010 | S. Pennington | 131 F & P Checking | (347.76)     |
| 41782           | 12/24/2010 | G. Hall       | 131 F & P Checking | (576.97)     |
| 41783           | 12/24/2010 | Paul Hunt     | 131 F & P Checking | (234.80)     |
| 41784           | 12/24/2010 | B. Hannah     | 131 F & P Checking | (53.79)      |
| 41785           | 12/24/2010 | Lloyd Davis   | 131 F & P Checking | (381.43)     |
| 41787           | 12/24/2010 | C. Robbins    | 131 F & P Checking | (451.40)     |
| 41788           | 12/24/2010 | S. Pennington | 131 F & P Checking | (347.76)     |
| 41789           | 12/24/2010 | G. Hall       | 131 F & P Checking | (606.97)     |
| 41790           | 12/24/2010 | Mike Porter   | 131 F & P Checking | (285.88)     |
| 41791           | 12/24/2010 | Paul Hunt     | 131 F & P Checking | (234.80)     |
| 41792           | 12/24/2010 | Lloyd Davis   | 131 F & P Checking | (381.43)     |
| 41811           | 12/31/2010 | C. Robbins    | 131 F & P Checking | (463.44)     |
| 41812           | 12/31/2010 | S. Pennington | 131 F & P Checking | (357.27)     |
| 41813           | 12/31/2010 | G. Hall       | 131 F & P Checking | (592.65)     |
| 41814           | 12/31/2010 | Mike Porter   | 131 F & P Checking | (297.60)     |
| 41815           | 12/31/2010 | Paul Hunt     | 131 F & P Checking | (246.51)     |
| 41816           | 12/31/2010 | Lloyd Davis   | 131 F & P Checking | (398.96)     |
| Total 601 Wages |            |               |                    | (124,933.77) |

## 603 Salary

|       |           |             |                    |            |
|-------|-----------|-------------|--------------------|------------|
| 40901 | 1/8/2010  | G.J. Hannah | 131 F & P Checking | (1,477.63) |
| 40936 | 1/15/2010 | G.J. Hannah | 131 F & P Checking | (1,154.27) |
| 40952 | 1/22/2010 | G.J. Hannah | 131 F & P Checking | (1,367.80) |
| 40963 | 1/29/2010 | G.J. Hannah | 131 F & P Checking | (1,231.10) |
| 40979 | 2/5/2010  | G.J. Hannah | 131 F & P Checking | (1,199.13) |
| 40989 | 2/12/2010 | G.J. Hannah | 131 F & P Checking | (1,199.13) |
| 41025 | 2/19/2010 | G.J. Hannah | 131 F & P Checking | (1,220.45) |
| 41037 | 2/26/2010 | G.J. Hannah | 131 F & P Checking | (1,386.29) |
| 41062 | 3/5/2010  | G.J. Hannah | 131 F & P Checking | (1,231.61) |
| 41065 | 3/12/2010 | G.J. Hannah | 131 F & P Checking | (1,308.95) |
| 41104 | 3/19/2010 | G.J. Hannah | 131 F & P Checking | (1,220.45) |
| 41105 | 3/26/2010 | G.J. Hannah | 131 F & P Checking | (1,409.04) |
| 41122 | 4/2/2010  | G.J. Hannah | 131 F & P Checking | (1,284.37) |

Category Spending  
All Accounts

1/1/2010 Through 12/31/2010

| Num   | Date       | Payee       | Account            | Amount     |
|-------|------------|-------------|--------------------|------------|
| 41131 | 4/9/2010   | G.J. Hannah | 131 F & P Checking | (1,263.05) |
| 41169 | 4/16/2010  | G.J. Hannah | 131 F & P Checking | (1,241.75) |
| 41178 | 4/23/2010  | G.J. Hannah | 131 F & P Checking | (1,220.45) |
| 41189 | 4/30/2010  | G.J. Hannah | 131 F & P Checking | (1,263.05) |
| 41205 | 5/7/2010   | G.J. Hannah | 131 F & P Checking | (1,263.05) |
| 41221 | 5/14/2010  | G.J. Hannah | 131 F & P Checking | (1,305.67) |
| 41249 | 5/21/2010  | G.J. Hannah | 131 F & P Checking | (1,388.41) |
| 41259 | 5/28/2010  | G.J. Hannah | 131 F & P Checking | (1,326.58) |
| 41277 | 6/4/2010   | G.J. Hannah | 131 F & P Checking | (1,579.19) |
| 41289 | 6/11/2010  | G.J. Hannah | 131 F & P Checking | (1,298.58) |
| 41316 | 6/18/2010  | G.J. Hannah | 131 F & P Checking | (1,340.34) |
| 41330 | 6/25/2010  | G.J. Hannah | 131 F & P Checking | (1,484.58) |
| 41348 | 7/2/2010   | G.J. Hannah | 131 F & P Checking | (1,409.04) |
| 41367 | 7/9/2010   | G.J. Hannah | 131 F & P Checking | (1,402.19) |
| 41395 | 7/16/2010  | G.J. Hannah | 131 F & P Checking | (1,347.20) |
| 41405 | 7/23/2010  | G.J. Hannah | 131 F & P Checking | (1,305.67) |
| 41423 | 7/30/2010  | G.J. Hannah | 131 F & P Checking | (1,367.80) |
| 41440 | 8/6/2010   | G.J. Hannah | 131 F & P Checking | (1,284.37) |
| 41465 | 8/13/2010  | G.J. Hannah | 131 F & P Checking | (1,284.37) |
| 41483 | 8/20/2010  | G.J. Hannah | 131 F & P Checking | (1,263.05) |
| 41485 | 8/27/2010  | G.J. Hannah | 131 F & P Checking | (1,347.20) |
| 41507 | 9/3/2010   | G.J. Hannah | 131 F & P Checking | (1,347.20) |
| 41528 | 9/10/2010  | G.J. Hannah | 131 F & P Checking | (1,349.47) |
| 41536 | 9/17/2010  | G.J. Hannah | 131 F & P Checking | (1,226.06) |
| 41553 | 9/24/2010  | G.J. Hannah | 131 F & P Checking | (1,267.21) |
| 41569 | 10/1/2010  | G.J. Hannah | 131 F & P Checking | (1,204.99) |
| 41582 | 10/8/2010  | G.J. Hannah | 131 F & P Checking | (1,140.77) |
| 41610 | 10/15/2010 | G.J. Hannah | 131 F & P Checking | (1,204.99) |
| 41636 | 10/22/2010 | G.J. Hannah | 131 F & P Checking | (1,239.14) |
| 41645 | 10/29/2010 | G.J. Hannah | 131 F & P Checking | (1,182.92) |
| 41652 | 11/5/2010  | G.J. Hannah | 131 F & P Checking | (1,182.92) |
| 41668 | 11/12/2010 | G.J. Hannah | 131 F & P Checking | (1,182.92) |
| 41697 | 11/19/2010 | G.J. Hannah | 131 F & P Checking | (1,161.84) |
| 41712 | 11/26/2010 | G.J. Hannah | 131 F & P Checking | (1,182.90) |
| 41729 | 12/3/2010  | G.J. Hannah | 131 F & P Checking | (1,077.55) |
| 41735 | 12/10/2010 | G.J. Hannah | 131 F & P Checking | (1,098.62) |
| 41776 | 12/17/2010 | G.J. Hannah | 131 F & P Checking | (1,118.70) |
| 41779 | 12/24/2010 | G.J. Hannah | 131 F & P Checking | (1,182.92) |
| 41786 | 12/24/2010 | G.J. Hannah | 131 F & P Checking | (618.16)   |
| 41810 | 12/31/2010 | G.J. Hannah | 131 F & P Checking | (1,193.21) |

Total 603 Salary (66,838.30)

604 Pension & Benefits

.1 Health Ins.

|       |           |                    |                    |            |
|-------|-----------|--------------------|--------------------|------------|
| 40897 | 1/1/2010  | United Health Care | 131 F & P Checking | (6,669.26) |
| 40977 | 2/1/2010  | United Health Care | 131 F & P Checking | (6,669.26) |
| 41046 | 3/1/2010  | United Health Care | 131 F & P Checking | (6,669.26) |
| 41116 | 4/1/2010  | United Health Care | 131 F & P Checking | (6,669.26) |
| 41203 | 5/3/2010  | United Health Care | 131 F & P Checking | (6,414.06) |
| 41272 | 6/1/2010  | United Health Care | 131 F & P Checking | (6,416.06) |
| 41342 | 7/1/2010  | United Health Care | 131 F & P Checking | (6,416.06) |
| 41429 | 8/1/2010  | United Health Care | 131 F & P Checking | (6,416.06) |
| 41495 | 9/1/2010  | United Health Care | 131 F & P Checking | (6,416.06) |
| 41574 | 10/1/2010 | United Health Care | 131 F & P Checking | (6,416.06) |
| 41648 | 11/1/2010 | United Health Care | 131 F & P Checking | (6,416.06) |

Category Spending  
All Accounts

1/1/2010 Through 12/31/2010

| Num                          | Date       | Payee              | Account            | Amount        |
|------------------------------|------------|--------------------|--------------------|---------------|
| 41719                        | 12/1/2010  | United Health Care | 131 F & P Checking | (6,416.06)    |
|                              |            |                    |                    | (78,003.52) ✓ |
| .2 Pension                   |            |                    |                    |               |
| 40945                        | 1/15/2010  | State Farm         | 131 F & P Checking | (154.31)      |
| 40946                        | 1/15/2010  | State Farm         | 131 F & P Checking | (150.00)      |
| 40947                        | 1/15/2010  | State Farm         | 131 F & P Checking | (120.26)      |
| 41015                        | 2/15/2010  | State Farm         | 131 F & P Checking | (120.26)      |
| 41016                        | 2/15/2010  | State Farm         | 131 F & P Checking | (179.34)      |
| 41017                        | 2/15/2010  | State Farm         | 131 F & P Checking | (120.00)      |
| 41089                        | 3/15/2010  | State Farm         | 131 F & P Checking | (120.26)      |
| 41090                        | 3/15/2010  | State Farm         | 131 F & P Checking | (179.34)      |
| 41091                        | 3/15/2010  | State Farm         | 131 F & P Checking | (120.00)      |
| 41159                        | 4/15/2010  | State Farm         | 131 F & P Checking | (120.26)      |
| 41160                        | 4/15/2010  | State Farm         | 131 F & P Checking | (179.34)      |
| 41161                        | 4/15/2010  | State Farm         | 131 F & P Checking | (120.00)      |
| 41215                        | 5/12/2010  | State Farm         | 131 F & P Checking | (154.31)      |
| 41216                        | 5/12/2010  | State Farm         | 131 F & P Checking | (120.26)      |
| 41214                        | 5/14/2010  | State Farm         | 131 F & P Checking | (150.00)      |
| 41309                        | 6/15/2010  | State Farm         | 131 F & P Checking | (120.00)      |
| 41310                        | 6/15/2010  | State Farm         | 131 F & P Checking | (154.41)      |
| 41311                        | 6/15/2010  | State Farm         | 131 F & P Checking | (120.26)      |
| 41371                        | 7/15/2010  | State Farm         | 131 F & P Checking | (120.26)      |
| 41372                        | 7/15/2010  | State Farm         | 131 F & P Checking | (154.31)      |
| 41373                        | 7/15/2010  | State Farm         | 131 F & P Checking | (120.00)      |
| 41459                        | 8/13/2010  | State Farm         | 131 F & P Checking | (120.26)      |
| 41460                        | 8/13/2010  | State Farm         | 131 F & P Checking | (154.31)      |
| 41461                        | 8/13/2010  | State Farm         | 131 F & P Checking | (150.00)      |
| 41510                        | 9/10/2010  | State Farm         | 131 F & P Checking | (154.31)      |
| 41511                        | 9/10/2010  | State Farm         | 131 F & P Checking | (120.26)      |
| 41512                        | 9/10/2010  | State Farm         | 131 F & P Checking | (120.00)      |
| 41604                        | 10/15/2010 | State Farm         | 131 F & P Checking | (154.31)      |
| 41605                        | 10/15/2010 | State Farm         | 131 F & P Checking | (120.00)      |
| 41606                        | 10/15/2010 | State Farm         | 131 F & P Checking | (120.26)      |
| 41687                        | 11/15/2010 | State Farm         | 131 F & P Checking | (120.26)      |
| 41688                        | 11/15/2010 | State Farm         | 131 F & P Checking | (154.31)      |
| 41689                        | 11/15/2010 | State Farm         | 131 F & P Checking | (150.00)      |
| 41759                        | 12/15/2010 | State Farm         | 131 F & P Checking | (154.31)      |
| 41760                        | 12/15/2010 | State Farm         | 131 F & P Checking | (120.00)      |
| 41761                        | 12/15/2010 | State Farm         | 131 F & P Checking | (120.26)      |
|                              |            |                    |                    | (4,930.03) ✓  |
| Total 604 Pension & Benefits |            |                    |                    | (82,933.55)   |

610 Purchased Water

|       |           |                 |                    |          |
|-------|-----------|-----------------|--------------------|----------|
| 40915 | 1/15/2010 | City of Greenup | 131 F & P Checking | (491.07) |
| 40978 | 2/5/2010  | City of Greenup | 131 F & P Checking | (637.41) |
| 41063 | 3/5/2010  | City of Greenup | 131 F & P Checking | (788.72) |
| 41120 | 4/1/2010  | City of Greenup | 131 F & P Checking | (788.72) |
| 41204 | 5/3/2010  | City of Greenup | 131 F & P Checking | (788.72) |
| 41286 | 6/4/2010  | City of Greenup | 131 F & P Checking | (788.72) |
| 41358 | 7/8/2010  | City of Greenup | 131 F & P Checking | (491.07) |
| 41443 | 8/13/2010 | City of Greenup | 131 F & P Checking | (788.72) |
| 41499 | 9/1/2010  | City of Greenup | 131 F & P Checking | (788.72) |
| 41575 | 10/6/2010 | City of Greenup | 131 F & P Checking | (788.72) |
| 41651 | 11/5/2010 | City of Greenup | 131 F & P Checking | (788.72) |



Category Spending  
All Accounts

1/1/2010 Through 12/31/2010

| Num                              | Date       | Payee                       | Account            | Amount        |
|----------------------------------|------------|-----------------------------|--------------------|---------------|
| 41730                            | 12/6/2010  | City of Greenup             | 131 F & P Checking | (788.72)      |
| Total 610 Purchased Water        |            |                             |                    | (8,718.03) ✓  |
| <b>615 Electric</b>              |            |                             |                    |               |
| 615.3 Plant                      |            |                             |                    |               |
| 40928                            | 1/15/2010  | American Elec. Power        | 131 F & P Checking | (5,004.08)    |
| 41012                            | 2/15/2010  | American Elec. Power        | 131 F & P Checking | (4,521.62)    |
| 41078                            | 3/15/2010  | American Elec. Power        | 131 F & P Checking | (4,211.59)    |
| 41148                            | 4/15/2010  | American Elec. Power        | 131 F & P Checking | (3,970.75)    |
| 41218                            | 5/14/2010  | American Elec. Power        | 131 F & P Checking | (4,035.96)    |
| 41302                            | 6/15/2010  | American Elec. Power        | 131 F & P Checking | (4,702.35)    |
| 41389                            | 7/15/2010  | American Elec. Power        | 131 F & P Checking | (4,854.73)    |
| 41452                            | 8/13/2010  | American Elec. Power        | 131 F & P Checking | (5,316.27)    |
| 41516                            | 9/10/2010  | American Elec. Power        | 131 F & P Checking | (4,793.96)    |
| 41595                            | 10/15/2010 | American Elec. Power        | 131 F & P Checking | (5,026.00)    |
| 41679                            | 11/15/2010 | American Elec. Power        | 131 F & P Checking | (4,943.74)    |
| 41731                            | 12/6/2010  | American Elec. Power        | 131 F & P Checking | (5,886.17)    |
| Total 615 Electric               |            |                             |                    | (57,267.22) ✓ |
| <b>618 Chemicals</b>             |            |                             |                    |               |
| 40919                            | 1/15/2010  | C.I. Thornburg              | 131 F & P Checking | (3,278.90)    |
| 41002                            | 2/15/2010  | C.I. Thornburg              | 131 F & P Checking | (2,453.90)    |
| 41240                            | 5/14/2010  | C.I. Thornburg              | 131 F & P Checking | (212.00)      |
| 41248                            | 5/18/2010  | C.I. Thornburg              | 131 F & P Checking | (2,522.80)    |
| 41462                            | 8/13/2010  | C.I. Thornburg              | 131 F & P Checking | (1,722.50)    |
| 41589                            | 10/15/2010 | C.I. Thornburg              | 131 F & P Checking | (1,946.47)    |
| 41751                            | 12/15/2010 | C.I. Thornburg              | 131 F & P Checking | (3,042.20)    |
| Total 618 Chemicals              |            |                             |                    | (15,178.77) ✓ |
| <b>620 Material &amp; Supply</b> |            |                             |                    |               |
| 620.3 Plant                      |            |                             |                    |               |
| 40913                            | 1/15/2010  | Bentley's Hardware          | 131 F & P Checking | (620.10)      |
| 40918                            | 1/15/2010  | McCoy & McCoy               | 131 F & P Checking | (81.52)       |
| 40923                            | 1/15/2010  | Service Pump & Supply, Inc. | 131 F & P Checking | (64.98)       |
| 40925                            | 1/15/2010  | Alltel                      | 131 F & P Checking | (52.87)       |
| 40926                            | 1/15/2010  | Columbia Gas                | 131 F & P Checking | (288.72)      |
| 40961                            | 1/22/2010  | Citi Card                   | 131 F & P Checking | (204.84)      |
| 41000                            | 2/15/2010  | McCoy & McCoy               | 131 F & P Checking | (340.45)      |
| 41005                            | 2/15/2010  | State Electric Suooly Co.   | 131 F & P Checking | (594.36)      |
| 41008                            | 2/15/2010  | Alltel                      | 131 F & P Checking | (53.00)       |
| 41010                            | 2/15/2010  | Columbia Gas                | 131 F & P Checking | (266.65)      |
| 41023                            | 2/16/2010  | Citi Card                   | 131 F & P Checking | (214.18)      |
| 41076                            | 3/15/2010  | Alltel                      | 131 F & P Checking | (53.00)       |
| 41077                            | 3/15/2010  | Columbia Gas                | 131 F & P Checking | (332.99)      |
| 41081                            | 3/15/2010  | Service Pump & Supply, Inc. | 131 F & P Checking | (680.31)      |
| 41083                            | 3/15/2010  | Bentley's Hardware          | 131 F & P Checking | (197.51)      |
| 41084                            | 3/15/2010  | McCoy & McCoy               | 131 F & P Checking | (821.52)      |
| 41085                            | 3/15/2010  | State Electric Suooly Co.   | 131 F & P Checking | (126.12)      |
| 41145                            | 4/15/2010  | Alltel                      | 131 F & P Checking | (53.00)       |
| 41147                            | 4/15/2010  | Columbia Gas                | 131 F & P Checking | (144.81)      |
| 41155                            | 4/15/2010  | Hach                        | 131 F & P Checking | (158.07)      |
| 41156                            | 4/15/2010  | C.I. Thornburg              | 131 F & P Checking | (1,521.14)    |

Category Spending  
All Accounts

1/1/2010 Through 12/31/2010

| Num   | Date       | Payee                       | Account            | Amount      |
|-------|------------|-----------------------------|--------------------|-------------|
| 41158 | 4/15/2010  | McCoy & McCoy               | 131 F & P Checking | (467.34)    |
| 41163 | 4/15/2010  | Continental Hydrodyne       | 131 F & P Checking | (91.25)     |
| 41187 | 4/28/2010  | Ky State Treasurer          | 131 F & P Checking | (200.00)    |
| 41219 | 5/14/2010  | McCoy & McCoy               | 131 F & P Checking | (247.93)    |
| 41234 | 5/14/2010  | Alltel                      | 131 F & P Checking | (54.23)     |
| 41237 | 5/14/2010  | Columbia Gas                | 131 F & P Checking | (31.92)     |
| 41240 | 5/14/2010  | C.I. Thornburg              | 131 F & P Checking | (641.22)    |
| 41245 | 5/18/2010  | Citi Card                   | 131 F & P Checking | (82.91)     |
| 41247 | 5/18/2010  | McCoy & McCoy               | 131 F & P Checking | (405.00)    |
| 41298 | 6/15/2010  | Alltel                      | 131 F & P Checking | (54.23)     |
| 41305 | 6/15/2010  | Columbia Gas                | 131 F & P Checking | (29.32)     |
| 41307 | 6/15/2010  | McCoy & McCoy               | 131 F & P Checking | (317.93)    |
| 41324 | 6/18/2010  | Bentley's Hardware          | 131 F & P Checking | (501.12)    |
| 41326 | 6/21/2010  | Citi Card                   | 131 F & P Checking | (133.75)    |
| 41385 | 7/2/2010   | Alltel                      | 131 F & P Checking | (54.23)     |
| 41375 | 7/15/2010  | McCoy & McCoy               | 131 F & P Checking | (811.92)    |
| 41383 | 7/15/2010  | Bentley's Hardware          | 131 F & P Checking | (996.01)    |
| 41388 | 7/15/2010  | Columbia Gas                | 131 F & P Checking | (28.64)     |
| 41414 | 7/15/2010  | Citi Card                   | 131 F & P Checking | (25.89)     |
| 41444 | 8/13/2010  | Alltel                      | 131 F & P Checking | (53.91)     |
| 41446 | 8/13/2010  | West End Electric           | 131 F & P Checking | (279.67)    |
| 41450 | 8/13/2010  | Hach                        | 131 F & P Checking | (158.07)    |
| 41451 | 8/13/2010  | Columbia Gas                | 131 F & P Checking | (31.30)     |
| 41454 | 8/13/2010  | McCoy & McCoy               | 131 F & P Checking | (362.82)    |
| 41484 | 8/23/2010  | Citi Card                   | 131 F & P Checking | (23.54)     |
| 41518 | 9/10/2010  | Bentley's Hardware          | 131 F & P Checking | (751.29)    |
| 41519 | 9/10/2010  | Columbia Gas                | 131 F & P Checking | (31.42)     |
| 41525 | 9/10/2010  | McCoy & McCoy               | 131 F & P Checking | (727.69)    |
| 41527 | 9/10/2010  | Alltel                      | 131 F & P Checking | (53.90)     |
| 41544 | 9/17/2010  | McCoy & McCoy               | 131 F & P Checking | (35.00)     |
| 41547 | 9/20/2010  | McCoy & McCoy               | 131 F & P Checking | (163.04)    |
| 41549 | 9/20/2010  | Citi Card                   | 131 F & P Checking | (103.54)    |
| 41588 | 10/15/2010 | Alltel                      | 131 F & P Checking | (53.90)     |
| 41594 | 10/15/2010 | Hach                        | 131 F & P Checking | (158.07)    |
| 41596 | 10/15/2010 | Columbia Gas                | 131 F & P Checking | (28.62)     |
| 41600 | 10/15/2010 | Service Pump & Supply, Inc. | 131 F & P Checking | (693.80)    |
| 41601 | 10/15/2010 | State Electric Suooly Co.   | 131 F & P Checking | (93.18)     |
| 41602 | 10/15/2010 | McCoy & McCoy               | 131 F & P Checking | (81.52)     |
| 41624 | 10/15/2010 | McCoy & McCoy               | 131 F & P Checking | (35.00)     |
| 41627 | 10/22/2010 | Citi Card                   | 131 F & P Checking | (41.71)     |
| 41637 | 10/22/2010 | Brandon Tabor               | 131 F & P Checking | (58.24)     |
| 41676 | 11/15/2010 | Citi Card                   | 131 F & P Checking | (235.81)    |
| 41678 | 11/15/2010 | Columbia Gas                | 131 F & P Checking | (53.86)     |
| 41680 | 11/15/2010 | Alltel                      | 131 F & P Checking | (53.86)     |
| 41682 | 11/15/2010 | McCoy & McCoy               | 131 F & P Checking | (212.93)    |
| 41683 | 11/15/2010 | C.I. Thornburg              | 131 F & P Checking | (1,113.12)  |
| 41684 | 11/15/2010 | Service Pump & Supply, Inc. | 131 F & P Checking | (192.77)    |
| 41692 | 11/15/2010 | Ky Rural Water Association  | 131 F & P Checking | (350.00)    |
| 41750 | 12/15/2010 | Alltel                      | 131 F & P Checking | (53.86)     |
| 41754 | 12/15/2010 | Columbia Gas                | 131 F & P Checking | (184.13)    |
| 41757 | 12/15/2010 | McCoy & McCoy               | 131 F & P Checking | (116.52)    |
| 41766 | 12/15/2010 | Citi Card                   | 131 F & P Checking | (178.44)    |
| 41767 | 12/15/2010 | McCoy & McCoy               | 131 F & P Checking | (35.00)     |
| 41805 | 12/31/2010 | McCoy & McCoy               | 131 F & P Checking | (363.04)    |
| 41809 | 12/31/2010 | C.I. Thornburg              | 131 F & P Checking | (111.09)    |
|       |            |                             |                    | (19,318.64) |

Category Spending  
All Accounts

1/1/2010 Through 12/31/2010

| Num                | Date       | Payee                         | Account            | Amount      |
|--------------------|------------|-------------------------------|--------------------|-------------|
| 620.5 Distribution |            |                               |                    |             |
| 40900              | 1/1/2010   | Musser Trucking               | 131 F & P Checking | (320.50)    |
| 40913              | 1/15/2010  | Bentley's Hardware            | 131 F & P Checking | (620.10)    |
| 40922              | 1/15/2010  | Wagner Rental                 | 131 F & P Checking | (318.66)    |
| 40931              | 1/15/2010  | Cingular Wireless             | 131 F & P Checking | (69.83)     |
| 40951              | 1/20/2010  | Ashland Community College     | 131 F & P Checking | (125.00)    |
| 40999              | 2/15/2010  | Bentley's Hardware            | 131 F & P Checking | (1,712.27)  |
| 41001              | 2/15/2010  | Cingular Wireless             | 131 F & P Checking | (98.37)     |
| 41051              | 3/1/2010   | Wagner Rental                 | 131 F & P Checking | (51.22)     |
| 41094              | 3/15/2010  | Cingular Wireless             | 131 F & P Checking | (125.95)    |
| 41117              | 4/1/2010   | Musser Trucking               | 131 F & P Checking | (327.61)    |
| 41140              | 4/9/2010   | cash                          | 131 F & P Checking | (58.24)     |
| 41144              | 4/15/2010  | Bentley's Hardware            | 131 F & P Checking | (1,239.90)  |
| 41146              | 4/15/2010  | Cingular Wireless             | 131 F & P Checking | (124.07)    |
| 41156              | 4/15/2010  | C.I. Thornburg                | 131 F & P Checking | (266.27)    |
| 41213              | 5/7/2010   | Lonnie Rickett                | 131 F & P Checking | (58.24)     |
| 41220              | 5/14/2010  | Cingular Wireless             | 131 F & P Checking | (124.28)    |
| 41239              | 5/14/2010  | Ashland Dailly                | 131 F & P Checking | (1,065.75)  |
| 41246              | 5/18/2010  | Bentley's Hardware            | 131 F & P Checking | (175.90)    |
| 41297              | 6/15/2010  | Cingular Wireless             | 131 F & P Checking | (126.65)    |
| 41303              | 6/15/2010  | Russell Wireman               | 131 F & P Checking | (100.00)    |
| 41378              | 7/15/2010  | Musser Trucking               | 131 F & P Checking | (336.00)    |
| 41386              | 7/15/2010  | Cingular Wireless             | 131 F & P Checking | (123.41)    |
| 41442              | 8/13/2010  | Bentley's Hardware            | 131 F & P Checking | (852.99)    |
| 41445              | 8/13/2010  | Cingular Wireless             | 131 F & P Checking | (125.13)    |
| 41462              | 8/13/2010  | C.I. Thornburg                | 131 F & P Checking | (2,070.98)  |
| 41522              | 9/10/2010  | Carmichael's Farm & Lawn Inc. | 131 F & P Checking | (449.49)    |
| 41526              | 9/10/2010  | C.I. Thornburg                | 131 F & P Checking | (1,918.84)  |
| 41545              | 9/17/2010  | Columbia Gas                  | 131 F & P Checking | (852.62)    |
| 41548              | 9/20/2010  | Cingular Wireless             | 131 F & P Checking | (123.27)    |
| 41552              | 9/20/2010  | Consolidated Pipe & Supply Co | 131 F & P Checking | (67.84)     |
| 41587              | 10/15/2010 | Cingular Wireless             | 131 F & P Checking | (124.80)    |
| 41598              | 10/15/2010 | Simpson Machine               | 131 F & P Checking | (235.00)    |
| 41623              | 10/15/2010 | Bentley's Hardware            | 131 F & P Checking | (291.85)    |
| 41628              | 10/22/2010 | Double A Paving               | 131 F & P Checking | (2,000.00)  |
| 41670              | 11/15/2010 | Russell Wireman               | 131 F & P Checking | (100.00)    |
| 41674              | 11/15/2010 | Cingular Wireless             | 131 F & P Checking | (124.18)    |
| 41733              | 12/7/2010  | Jimmy Potter                  | 131 F & P Checking | (100.00)    |
| 41747              | 12/15/2010 | Cingular Wireless             | 131 F & P Checking | (125.02)    |
|                    |            |                               |                    | (17,130.23) |
| 620.8 Office       |            |                               |                    |             |
| 40899              | 1/1/2010   | Daily Independent             | 131 F & P Checking | (18.00)     |
| 40911              | 1/15/2010  | City of South Shore           | 131 F & P Checking | (33.32)     |
| 40912              | 1/15/2010  | Compton Printing              | 131 F & P Checking | (347.75)    |
| 40925              | 1/15/2010  | Alltel                        | 131 F & P Checking | (122.16)    |
| 40926              | 1/15/2010  | Columbia Gas                  | 131 F & P Checking | (120.69)    |
| 40928              | 1/15/2010  | American Elec. Power          | 131 F & P Checking | (105.17)    |
| 40950              | 1/19/2010  | Postmaster                    | 131 F & P Checking | (136.37)    |
| 40961              | 1/22/2010  | Citi Card                     | 131 F & P Checking | (561.42)    |
| 40962              | 1/27/2010  | Postmaster                    | 131 F & P Checking | (502.74)    |
|                    | 1/29/2010  | First & Peoples Bank          | 131 F & P Checking | (13.50)     |
| 40972              | 2/1/2010   | Postmaster                    | 131 F & P Checking | (185.00)    |
| 40974              | 2/1/2010   | Daily Independent             | 131 F & P Checking | (18.00)     |
| 40988              | 2/10/2010  | Customer refund on final      | 131 F & P Checking | (16.10)     |

Category Spending  
All Accounts

1/1/2010 Through 12/31/2010

| Num   | Date      | Payee                    | Account            | Amount     |
|-------|-----------|--------------------------|--------------------|------------|
| 40998 | 2/15/2010 | Cleaning Supplies Co.    | 131 F & P Checking | (230.25)   |
| 41008 | 2/15/2010 | Alltel                   | 131 F & P Checking | (120.64)   |
| 41010 | 2/15/2010 | Columbia Gas             | 131 F & P Checking | (137.61)   |
| 41011 | 2/15/2010 | City of South Shore      | 131 F & P Checking | (33.32)    |
| 41012 | 2/15/2010 | American Elec. Power     | 131 F & P Checking | (113.50)   |
| 41024 | 2/17/2010 | Postmaster               | 131 F & P Checking | (174.73)   |
| 41036 | 2/24/2010 | Postmaster               | 131 F & P Checking | (496.13)   |
|       | 2/26/2010 | First & Peoples Bank     | 131 F & P Checking | (13.50)    |
| 41048 | 3/1/2010  | Customer refund on final | 131 F & P Checking | (14.20)    |
| 41049 | 3/1/2010  | Daily Independent        | 131 F & P Checking | (18.00)    |
| 41076 | 3/15/2010 | Alltel                   | 131 F & P Checking | (120.52)   |
| 41077 | 3/15/2010 | Columbia Gas             | 131 F & P Checking | (138.54)   |
| 41078 | 3/15/2010 | American Elec. Power     | 131 F & P Checking | (102.81)   |
| 41079 | 3/15/2010 | City of South Shore      | 131 F & P Checking | (33.32)    |
| 41093 | 3/15/2010 | NAWC                     | 131 F & P Checking | (1,215.08) |
| 41095 | 3/17/2010 | Postmaster               | 131 F & P Checking | (124.61)   |
| 41114 | 3/30/2010 | Postmaster               | 131 F & P Checking | (494.17)   |
|       | 3/31/2010 | First & Peoples Bank     | 131 F & P Checking | (12.75)    |
| 41118 | 4/1/2010  | Daily Independent        | 131 F & P Checking | (18.00)    |
| 41145 | 4/15/2010 | Alltel                   | 131 F & P Checking | (123.77)   |
| 41147 | 4/15/2010 | Columbia Gas             | 131 F & P Checking | (42.87)    |
| 41148 | 4/15/2010 | American Elec. Power     | 131 F & P Checking | (102.41)   |
| 41149 | 4/15/2010 | Compton Printing         | 131 F & P Checking | (286.76)   |
| 41151 | 4/15/2010 | City of South Shore      | 131 F & P Checking | (33.32)    |
| 41162 | 4/15/2010 | Citi Card                | 131 F & P Checking | (96.79)    |
| 41168 | 4/15/2010 | Petty Cash               | 131 F & P Checking | (60.99)    |
| 41177 | 4/19/2010 | Postmaster               | 131 F & P Checking | (128.28)   |
| 41188 | 4/29/2010 | Postmaster               | 131 F & P Checking | (499.56)   |
|       | 4/30/2010 | First & Peoples Bank     | 131 F & P Checking | (15.00)    |
| 41198 | 5/3/2010  | Daily Independent        | 131 F & P Checking | (18.00)    |
| 41200 | 5/3/2010  | Compton Printing         | 131 F & P Checking | (189.97)   |
| 41218 | 5/14/2010 | American Elec. Power     | 131 F & P Checking | (87.73)    |
| 41233 | 5/14/2010 | City of South Shore      | 131 F & P Checking | (33.32)    |
| 41234 | 5/14/2010 | Alltel                   | 131 F & P Checking | (120.98)   |
| 41237 | 5/14/2010 | Columbia Gas             | 131 F & P Checking | (39.83)    |
| 41242 | 5/18/2010 | Postmaster               | 131 F & P Checking | (140.53)   |
| 41245 | 5/18/2010 | Citi Card                | 131 F & P Checking | (21.95)    |
| 41258 | 5/27/2010 | Postmaster               | 131 F & P Checking | (504.95)   |
|       | 5/28/2010 | First & Peoples Bank     | 131 F & P Checking | (12.25)    |
| 41276 | 6/1/2010  | Daily Independent        | 131 F & P Checking | (18.00)    |
| 41288 | 6/7/2010  | Woody Jordan             | 131 F & P Checking | (65.00)    |
| 41298 | 6/15/2010 | Alltel                   | 131 F & P Checking | (121.35)   |
| 41301 | 6/15/2010 | City of South Shore      | 131 F & P Checking | (33.32)    |
| 41302 | 6/15/2010 | American Elec. Power     | 131 F & P Checking | (155.27)   |
| 41305 | 6/15/2010 | Columbia Gas             | 131 F & P Checking | (27.31)    |
| 41314 | 6/15/2010 | Woody Jordan             | 131 F & P Checking | (47.50)    |
| 41315 | 6/17/2010 | Postmaster               | 131 F & P Checking | (181.10)   |
| 41326 | 6/21/2010 | Citi Card                | 131 F & P Checking | (1,002.01) |
| 41339 | 6/28/2010 | Postmaster               | 131 F & P Checking | (504.95)   |
| 41340 | 6/28/2010 | Petty Cash               | 131 F & P Checking | (66.59)    |
|       | 6/30/2010 | First & Peoples Bank     | 131 F & P Checking | (14.75)    |
| 41344 | 7/1/2010  | Bill Office Supply       | 131 F & P Checking | (134.70)   |
| 41347 | 7/1/2010  | Daily Independent        | 131 F & P Checking | (18.00)    |
| 41385 | 7/2/2010  | Alltel                   | 131 F & P Checking | (124.20)   |
| 41384 | 7/15/2010 | City of South Shore      | 131 F & P Checking | (33.32)    |
| 41388 | 7/15/2010 | Columbia Gas             | 131 F & P Checking | (26.64)    |

Category Spending  
All Accounts

1/1/2010 Through 12/31/2010

| Num   | Date       | Payee                 | Account                       | Amount      |
|-------|------------|-----------------------|-------------------------------|-------------|
| 41389 | 7/15/2010  | American Elec. Power  | 131 F & P Checking            | (254.65)    |
| 41404 | 7/19/2010  | Postmaster            | 131 F & P Checking            | (129.51)    |
| 41415 | 7/29/2010  | Postmaster            | 131 F & P Checking            | (504.70)    |
|       | 7/31/2010  | First & Peoples Bank  | 131 F & P Checking            | (14.75)     |
| 41427 | 8/1/2010   | Daily Independent     | 131 F & P Checking            | (18.00)     |
| 41444 | 8/13/2010  | Alltel                | 131 F & P Checking            | (123.32)    |
| 41449 | 8/13/2010  | City of South Shore   | 131 F & P Checking            | (33.32)     |
| 41451 | 8/13/2010  | Columbia Gas          | 131 F & P Checking            | (28.62)     |
| 41452 | 8/13/2010  | American Elec. Power  | 131 F & P Checking            | (278.40)    |
| 41474 | 8/17/2010  | Postmaster            | 131 F & P Checking            | (134.90)    |
|       | 8/31/2010  | First & Peoples Bank  | 131 F & P Checking            | (13.75)     |
| 41494 | 8/31/2010  | Postmaster            | 131 F & P Checking            | (505.93)    |
| 41496 | 9/1/2010   | Daily Independent     | 131 F & P Checking            | (18.00)     |
| 41516 | 9/10/2010  | American Elec. Power  | 131 F & P Checking            | (236.79)    |
| 41519 | 9/10/2010  | Columbia Gas          | 131 F & P Checking            | (28.62)     |
| 41520 | 9/10/2010  | City of South Shore   | 131 F & P Checking            | (33.32)     |
| 41521 | 9/10/2010  | Cleaning Supplies Co. | 131 F & P Checking            | (194.10)    |
| 41527 | 9/10/2010  | Alltel                | 131 F & P Checking            | (119.91)    |
| 41546 | 9/17/2010  | Postmaster            | 131 F & P Checking            | (90.65)     |
| 41550 | 9/20/2010  | Precision Printing    | 131 F & P Checking            | (514.22)    |
| 41561 | 9/29/2010  | Postmaster            | 131 F & P Checking            | (549.19)    |
|       | 9/30/2010  | First & Peoples Bank  | 131 F & P Checking            | (11.25)     |
| 41572 | 10/1/2010  | Daily Independent     | 131 F & P Checking            | (18.00)     |
| 41584 | 10/8/2010  | Woody Jordan          | 131 F & P Checking            | (239.00)    |
| 41588 | 10/15/2010 | Alltel                | 131 F & P Checking            | (120.77)    |
| 41590 | 10/15/2010 | City of South Shore   | 131 F & P Checking            | (33.32)     |
| 41595 | 10/15/2010 | American Elec. Power  | 131 F & P Checking            | (164.12)    |
| 41596 | 10/15/2010 | Columbia Gas          | 131 F & P Checking            | (32.37)     |
| 41625 | 10/19/2010 | Postmaster            | 131 F & P Checking            | (134.41)    |
| 41638 | 10/28/2010 | Postmaster            | 131 F & P Checking            | (506.91)    |
|       | 10/31/2010 | First & Peoples Bank  | 131 F & P Checking            | (15.25)     |
| 41649 | 11/1/2010  | Daily Independent     | 131 F & P Checking            | (18.00)     |
| 41669 | 11/15/2010 | City of South Shore   | 131 F & P Checking            | (33.32)     |
| 41676 | 11/15/2010 | Citi Card             | 131 F & P Checking            | (731.07)    |
| 41678 | 11/15/2010 | Columbia Gas          | 131 F & P Checking            | (121.60)    |
| 41679 | 11/15/2010 | American Elec. Power  | 131 F & P Checking            | (106.13)    |
| 41680 | 11/15/2010 | Alltel                | 131 F & P Checking            | (121.60)    |
| 41696 | 11/17/2010 | Postmaster            | 131 F & P Checking            | (137.10)    |
| 41715 | 11/29/2010 | Postmaster            | 131 F & P Checking            | (503.23)    |
|       | 11/30/2010 | First & Peoples Bank  | 131 F & P Checking            | (12.75)     |
| 41718 | 12/1/2010  | Daily Independent     | 131 F & P Checking            | (18.00)     |
| 41731 | 12/6/2010  | American Elec. Power  | 131 F & P Checking            | (113.71)    |
| 41746 | 12/15/2010 | Postmaster            | 131 F & P Checking            | (76.00)     |
| 41750 | 12/15/2010 | Alltel                | 131 F & P Checking            | (120.54)    |
| 41753 | 12/15/2010 | Harris Computer       | 131 F & P Checking            | (1,841.85)  |
| 41754 | 12/15/2010 | Columbia Gas          | 131 F & P Checking            | (41.61)     |
| 41758 | 12/15/2010 | City of South Shore   | 131 F & P Checking            | (33.32)     |
| 41766 | 12/15/2010 | Citi Card             | 131 F & P Checking            | (403.20)    |
| 41777 | 12/17/2010 | Postmaster            | 131 F & P Checking            | (140.04)    |
| 41793 | 12/24/2010 | Woody Jordan          | 131 F & P Checking            | (122.00)    |
| 41796 | 12/28/2010 | Postmaster            | 131 F & P Checking            | (503.72)    |
|       | 12/31/2010 | First & Peoples Bank  | 131 F & P Checking            | (16.75)     |
|       | 12/31/2010 | First & Peoples Bank  | 131.1 F & P Customer Deposits | (118.00)    |
| 41817 | 12/31/2010 | Petty Cash            | 131 F & P Checking            | (146.39)    |
|       |            |                       |                               | (21,505.15) |

Category Spending  
All Accounts

1/1/2010 Through 12/31/2010

| Num                              | Date       | Payee                    | Account            | Amount        |
|----------------------------------|------------|--------------------------|--------------------|---------------|
| Total 620 Material & Supply      |            |                          |                    | (57,954.02) ✓ |
| <b>620 Tank Amz.</b>             |            |                          |                    |               |
| all except windy                 |            |                          |                    |               |
| 41695                            | 11/15/2010 | Prefered Tank            | 131 F & P Checking | (15,750.00)   |
|                                  |            |                          |                    | (15,750.00)   |
| 620 Tank Amz. - Unassigned       |            |                          |                    |               |
| 41609                            | 10/15/2010 | Prefered Tank            | 131 F & P Checking | (5,500.00)    |
|                                  |            |                          |                    | (5,500.00)    |
| Total 620 Tank Amz.              |            |                          |                    | (21,250.00) ✓ |
| <b>630 Professional Services</b> |            |                          |                    |               |
| 632 Accounting                   |            |                          |                    |               |
| 41053                            | 3/1/2010   | Reynolds & Co.           | 131 F & P Checking | (2,550.00)    |
| 41756                            | 12/15/2010 | Reynolds & Co.           | 131 F & P Checking | (50.00)       |
|                                  |            |                          |                    | (2,600.00)    |
| Total 630 Professional Services  |            |                          |                    | (2,600.00) ✓  |
| <b>631 Legal Amz.</b>            |            |                          |                    |               |
| greenup                          |            |                          |                    |               |
| 41020                            | 2/15/2010  | Stites & Harbison        | 131 F & P Checking | (3,359.60)    |
| 41086                            | 3/15/2010  | Stites & Harbison        | 131 F & P Checking | (5,197.90)    |
| 41244                            | 5/18/2010  | Stites & Harbison        | 131 F & P Checking | (103.00)      |
|                                  |            |                          |                    | (8,660.50)    |
| Greenup Complaint                |            |                          |                    |               |
| 41327                            | 6/21/2010  | Stites & Harbison        | 131 F & P Checking | (3,908.40)    |
| 41382                            | 7/15/2010  | Stites & Harbison        | 131 F & P Checking | (314.90)      |
| 41672                            | 11/15/2010 | Stites & Harbison        | 131 F & P Checking | (450.00)      |
|                                  |            |                          |                    | (4,673.30)    |
| Rate Case                        |            |                          |                    |               |
| 40929                            | 1/15/2010  | Daily Independent        | 131 F & P Checking | (791.70)      |
| 41020                            | 2/15/2010  | Stites & Harbison        | 131 F & P Checking | (132.00)      |
| 41244                            | 5/18/2010  | Stites & Harbison        | 131 F & P Checking | (100.00)      |
|                                  |            |                          |                    | (1,023.70)    |
| Total 631 Legal Amz.             |            |                          |                    | (14,357.50) ✓ |
| <b>640 Rents</b>                 |            |                          |                    |               |
| 641 Building                     |            |                          |                    |               |
| 40924                            | 1/15/2010  | J.E. Hannah Realty Corp. | 131 F & P Checking | (825.00)      |
| 41021                            | 2/15/2010  | J.E. Hannah Realty Corp. | 131 F & P Checking | (825.00)      |
| 41087                            | 3/15/2010  | J.E. Hannah Realty Corp. | 131 F & P Checking | (825.00)      |
| 41152                            | 4/15/2010  | J.E. Hannah Realty Corp. | 131 F & P Checking | (825.00)      |
| 41232                            | 5/14/2010  | J.E. Hannah Realty Corp. | 131 F & P Checking | (825.00)      |
| 41328                            | 6/21/2010  | J.E. Hannah Realty Corp. | 131 F & P Checking | (825.00)      |
| 41370                            | 7/15/2010  | J.E. Hannah Realty Corp. | 131 F & P Checking | (825.00)      |
| 41515                            | 9/10/2010  | J.E. Hannah Realty Corp. | 131 F & P Checking | (1,650.00)    |
| 41622                            | 10/15/2010 | J.E. Hannah Realty Corp. | 131 F & P Checking | (825.00)      |
| 41693                            | 11/15/2010 | J.E. Hannah Realty Corp. | 131 F & P Checking | (825.00)      |
| 41745                            | 12/15/2010 | J.E. Hannah Realty Corp. | 131 F & P Checking | (825.00)      |
|                                  |            |                          |                    | (9,900.00)    |

Category Spending  
All Accounts

1/1/2010 Through 12/31/2010

| Num                   | Date       | Payee          | Account            | Amount        |
|-----------------------|------------|----------------|--------------------|---------------|
| <b>641 Easements</b>  |            |                |                    |               |
| 40920                 | 1/15/2010  | CSX            | 131 F & P Checking | (100.00)      |
| 41231                 | 5/14/2010  | CSX            | 131 F & P Checking | (241.66)      |
| 41806                 | 12/31/2010 | CSX            | 131 F & P Checking | (100.00)      |
| 41807                 | 12/31/2010 | S.S Auto Parts | 131 F & P Checking | (35.59)       |
|                       |            |                |                    | (477.25)      |
| <b>641 Tanks</b>      |            |                |                    |               |
| 40948                 | 1/15/2010  | Laura Carver   | 131 F & P Checking | (250.00)      |
| 40949                 | 1/15/2010  | D. Brandel     | 131 F & P Checking | (100.00)      |
| 41369                 | 7/14/2010  | Ronald Horsley | 131 F & P Checking | (500.00)      |
|                       |            |                |                    | (850.00)      |
| Total 640 Rents       |            |                |                    | (11,227.25) ✓ |
| <b>643 Automobile</b> |            |                |                    |               |
| <b>Gasoline</b>       |            |                |                    |               |
| 40916                 | 1/15/2010  | Jen's PH Stop  | 131 F & P Checking | (596.56)      |
| 40930                 | 1/15/2010  | Speedway       | 131 F & P Checking | (254.54)      |
| 41006                 | 2/15/2010  | Speedway       | 131 F & P Checking | (341.33)      |
| 41009                 | 2/15/2010  | Jen's PH Stop  | 131 F & P Checking | (410.90)      |
| 41074                 | 3/15/2010  | Speedway       | 131 F & P Checking | (123.27)      |
| 41080                 | 3/15/2010  | Jen's PH Stop  | 131 F & P Checking | (658.80)      |
| 41141                 | 4/15/2010  | Jen's PH Stop  | 131 F & P Checking | (533.60)      |
| 41142                 | 4/15/2010  | Speedway       | 131 F & P Checking | (402.39)      |
| 41217                 | 5/14/2010  | Jen's PH Stop  | 131 F & P Checking | (780.55)      |
| 41235                 | 5/14/2010  | Speedway       | 131 F & P Checking | (207.01)      |
| 41299                 | 6/15/2010  | Speedway       | 131 F & P Checking | (243.53)      |
| 41304                 | 6/15/2010  | Jen's PH Stop  | 131 F & P Checking | (741.88)      |
| 41374                 | 7/15/2010  | Jen's PH Stop  | 131 F & P Checking | (850.05)      |
| 41381                 | 7/15/2010  | Speedway       | 131 F & P Checking | (222.50)      |
| 41441                 | 8/13/2010  | Speedway       | 131 F & P Checking | (189.64)      |
| 41447                 | 8/13/2010  | Jen's PH Stop  | 131 F & P Checking | (1,009.21)    |
| 41514                 | 9/10/2010  | Jen's PH Stop  | 131 F & P Checking | (839.51)      |
| 41551                 | 9/20/2010  | Speedway       | 131 F & P Checking | (249.70)      |
| 41586                 | 10/15/2010 | Speedway       | 131 F & P Checking | (141.79)      |
| 41597                 | 10/15/2010 | Jen's PH Stop  | 131 F & P Checking | (800.26)      |
| 41673                 | 11/15/2010 | Speedway       | 131 F & P Checking | (365.75)      |
| 41686                 | 11/15/2010 | Jen's PH Stop  | 131 F & P Checking | (840.81)      |
| 41748                 | 12/15/2010 | Speedway       | 131 F & P Checking | (220.71)      |
| 41752                 | 12/15/2010 | Jen's PH Stop  | 131 F & P Checking | (779.56)      |
|                       |            |                |                    | (11,803.85)   |
| <b>Maintenance</b>    |            |                |                    |               |
| 40975                 | 2/1/2010   | S.S Auto Parts | 131 F & P Checking | (35.37)       |
| 41013                 | 2/15/2010  | S.S Auto Parts | 131 F & P Checking | (76.44)       |
| 41052                 | 3/1/2010   | S.S Auto Parts | 131 F & P Checking | (13.95)       |
| 41113                 | 3/26/2010  | S.S Auto Parts | 131 F & P Checking | (209.11)      |
| 41153                 | 4/15/2010  | S.S Auto Parts | 131 F & P Checking | (11.36)       |
| 41167                 | 4/15/2010  | S.S Auto Parts | 131 F & P Checking | (155.96)      |
| 41287                 | 6/4/2010   | S.S Auto Parts | 131 F & P Checking | (8.45)        |
| 41329                 | 6/21/2010  | Coughlen       | 131 F & P Checking | (501.61)      |
| 41346                 | 7/1/2010   | S.S Auto Parts | 131 F & P Checking | (36.43)       |
| 41377                 | 7/15/2010  | S.S Auto Parts | 131 F & P Checking | (30.44)       |
| 41380                 | 7/15/2010  | Coughlen       | 131 F & P Checking | (248.39)      |

Category Spending  
All Accounts

1/1/2010 Through 12/31/2010

| Num   | Date       | Payee          | Account            | Amount     |
|-------|------------|----------------|--------------------|------------|
| 41455 | 8/13/2010  | S.S Auto Parts | 131 F & P Checking | (55.09)    |
| 41493 | 8/27/2010  | S.S Auto Parts | 131 F & P Checking | (467.99)   |
| 41571 | 10/1/2010  | S.S Auto Parts | 131 F & P Checking | (37.75)    |
| 41732 | 12/6/2010  | 38.09          | 131 F & P Checking | (38.09)    |
| 41794 | 12/24/2010 | S.S Auto Parts | 131 F & P Checking | (50.00)    |
| 41795 | 12/28/2010 | S.S Auto Parts | 131 F & P Checking | (71.99)    |
|       |            |                |                    | (2,048.42) |

Total 643 Automobile (13,852.27) ✓

655 Insurance

656 Automobile

|       |            |            |                    |            |
|-------|------------|------------|--------------------|------------|
| 40917 | 1/15/2010  | State Farm | 131 F & P Checking | (226.69)   |
| 41018 | 2/15/2010  | State Farm | 131 F & P Checking | (232.26)   |
| 41236 | 5/14/2010  | State Farm | 131 F & P Checking | (348.02)   |
| 41274 | 6/1/2010   | State Farm | 131 F & P Checking | (495.58)   |
| 41387 | 7/15/2010  | State Farm | 131 F & P Checking | (238.93)   |
| 41456 | 8/13/2010  | State Farm | 131 F & P Checking | (224.32)   |
| 41681 | 11/15/2010 | State Farm | 131 F & P Checking | (896.38)   |
| 41716 | 11/29/2010 | State Farm | 131 F & P Checking | (306.51)   |
|       |            |            |                    | (2,968.69) |

657 Property/liability

|       |           |              |                    |            |
|-------|-----------|--------------|--------------------|------------|
| 41143 | 4/15/2010 | KY Fair Plan | 131 F & P Checking | (790.25)   |
| 41416 | 7/29/2010 | Midland Ins  | 131 F & P Checking | (5,261.28) |
| 41517 | 9/10/2010 | CNA Surety   | 131 F & P Checking | (101.80)   |
|       |           |              |                    | (6,153.33) |

659 Life

|       |           |            |                    |            |
|-------|-----------|------------|--------------------|------------|
| 40898 | 1/1/2010  | State Farm | 131 F & P Checking | (241.50)   |
| 40973 | 2/1/2010  | State Farm | 131 F & P Checking | (241.50)   |
| 41050 | 3/1/2010  | State Farm | 131 F & P Checking | (241.50)   |
| 41119 | 4/1/2010  | State Farm | 131 F & P Checking | (241.50)   |
| 41202 | 5/3/2010  | State Farm | 131 F & P Checking | (241.50)   |
| 41275 | 6/1/2010  | State Farm | 131 F & P Checking | (241.50)   |
| 41341 | 7/1/2010  | State Farm | 131 F & P Checking | (241.50)   |
| 41430 | 8/1/2010  | State Farm | 131 F & P Checking | (241.50)   |
| 41497 | 9/1/2010  | State Farm | 131 F & P Checking | (241.50)   |
| 41573 | 10/1/2010 | State Farm | 131 F & P Checking | (241.50)   |
| 41650 | 11/1/2010 | State Farm | 131 F & P Checking | (241.50)   |
| 41717 | 12/1/2010 | State Farm | 131 F & P Checking | (241.50)   |
|       |           |            |                    | (2,898.00) |

Total 655 Insurance (12,020.02) ✓

658 Workers Comp.

|       |          |                |                    |            |
|-------|----------|----------------|--------------------|------------|
| 41201 | 5/3/2010 | Ky Emp. Mutual | 131 F & P Checking | (2,082.61) |
| 41343 | 7/1/2010 | Ky Emp. Mutual | 131 F & P Checking | (1,041.31) |
| 41428 | 8/1/2010 | Ky Emp. Mutual | 131 F & P Checking | (1,041.30) |

Total 658 Workers Comp. (4,165.22) ✓

Adjust Cust dep

|  |            |                    |                               |          |
|--|------------|--------------------|-------------------------------|----------|
|  | 12/31/2010 | Account Adjustment | 131.1 F & P Customer Deposits | 1,774.01 |
|--|------------|--------------------|-------------------------------|----------|

Total Adjust Cust dep 1,774.01

*Increases in Account*



Category Spending  
All Accounts

1/1/2010 Through 12/31/2010

| Num                        | Date       | Payee                  | Account            | Amount      |
|----------------------------|------------|------------------------|--------------------|-------------|
| <b>Adjust General Fund</b> |            |                        |                    |             |
| Non-Expense Item           |            |                        |                    |             |
|                            | 1/29/2010  | Account Adjustment     | 131 F & P Checking | (4,509.63)  |
|                            | 2/26/2010  | Account Adjustment     | 131 F & P Checking | 2,416.64    |
|                            | 3/26/2010  | Account Adjustment     | 131 F & P Checking | 2,367.12    |
|                            | 4/26/2010  | Account Adjustment     | 131 F & P Checking | (2,180.01)  |
|                            | 5/28/2010  | Account Adjustment     | 131 F & P Checking | 455.70      |
|                            | 6/28/2010  | Account Adjustment     | 131 F & P Checking | (1,507.76)  |
|                            | 7/28/2010  | Account Adjustment     | 131 F & P Checking | (1,732.60)  |
|                            | 8/28/2010  | Account Adjustment     | 131 F & P Checking | 2,990.84    |
|                            | 9/28/2010  | Account Adjustment     | 131 F & P Checking | (982.26)    |
|                            | 10/28/2010 | Account Adjustment     | 131 F & P Checking | 2,881.04    |
|                            | 11/28/2010 | Account Adjustment     | 131 F & P Checking | (155.97)    |
|                            | 12/28/2010 | Account Adjustment     | 131 F & P Checking | (48.00)     |
|                            |            |                        |                    | (4.89)      |
| Total Adjust General Fund  |            |                        |                    | (4.89)      |
| <b>Income Tax</b>          |            |                        |                    |             |
| est                        |            |                        |                    |             |
| 41391                      | 7/15/2010  | First & Peoples Bank   | 131 F & P Checking | (1,134.66)  |
|                            |            |                        |                    | (1,134.66)  |
| est 1120                   |            |                        |                    |             |
| 41509                      | 9/8/2010   | First & Peoples Bank   | 131 F & P Checking | (1,000.00)  |
| 41749                      | 12/15/2010 | First & Peoples Bank   | 131 F & P Checking | (1,000.00)  |
|                            |            |                        |                    | (2,000.00)  |
| Total Income Tax           |            |                        |                    | (3,134.66)  |
| <b>Principal</b>           |            |                        |                    |             |
| Principal - Unassigned     |            |                        |                    |             |
| 40927                      | 1/15/2010  | First & Peoples Bank   | 131 F & P Checking | (899.56)    |
| 41007                      | 2/15/2010  | First & Peoples Bank   | 131 F & P Checking | (902.41)    |
| 41075                      | 3/15/2010  | First & Peoples Bank   | 131 F & P Checking | (939.83)    |
| 41150                      | 4/15/2010  | First & Peoples Bank   | 131 F & P Checking | (909.22)    |
| 41238                      | 5/14/2010  | First & Peoples Bank   | 131 F & P Checking | (923.52)    |
| 41300                      | 6/15/2010  | First & Peoples Bank   | 131 F & P Checking | (915.57)    |
| 41390                      | 7/15/2010  | First & Peoples Bank   | 131 F & P Checking | (929.80)    |
| 41448                      | 8/13/2010  | First & Peoples Bank   | 131 F & P Checking | (922.28)    |
| 41513                      | 9/10/2010  | First & Peoples Bank   | 131 F & P Checking | (925.44)    |
| 41599                      | 10/15/2010 | First & Peoples Bank   | 131 F & P Checking | (939.90)    |
| 41677                      | 11/15/2010 | First & Peoples Bank   | 131 F & P Checking | (931.79)    |
| 41755                      | 12/15/2010 | First & Peoples Bank   | 131 F & P Checking | (945.65)    |
|                            |            |                        |                    | (11,084.97) |
| Total Principal            |            |                        |                    | (11,084.97) |
| <b>Property Taxes</b>      |            |                        |                    |             |
| 41004                      | 2/15/2010  | City of South Shore    | 131 F & P Checking | (1,682.73)  |
| 41431                      | 8/1/2010   | Ky State Treasurer     | 131 F & P Checking | (2,776.90)  |
| 41592                      | 10/15/2010 | Sheriff Lewis County   | 131 F & P Checking | (533.48)    |
| 41593                      | 10/15/2010 | Sheriff Greenup County | 131 F & P Checking | (12,776.89) |
| 41626                      | 10/19/2010 | City of South Shore    | 131 F & P Checking | (990.73)    |
| 41691                      | 11/15/2010 | Greenup Co Clerk       | 131 F & P Checking | (261.89)    |

Category Spending  
All Accounts

1/1/2010 Through 12/31/2010

| Num                  | Date       | Payee                                   | Account            | Amount        |
|----------------------|------------|---|--------------------|---------------|
| 41764                | 12/15/2010 | D. Davidson, clerk                      | 131 F & P Checking | (614.41)      |
| 41765                | 12/15/2010 | D. Davidson, clerk                      | 131 F & P Checking | (1,055.68)    |
| Total Property Taxes |            |   |                    | (20,692.71) ✓ |
| <b>Taxes</b>         |            |   |                    |               |
| 940                  |            |   |                    |               |
| 40934                | 1/15/2010  | IRS                                     | 131 F & P Checking | (332.60)      |
|                      |            |   |                    | (332.60)      |
| 941                  |            |   |                    |               |
| 41734                | 12/7/2010  | First & Peoples Bank                    | 131 F & P Checking | (1,119.68)    |
|                      |            |   |                    | (1,119.68)    |
| K1 Payroll           |            |   |                    |               |
| 41019                | 2/15/2010  | Ky State Treasurer                      | 131 F & P Checking | (775.65)      |
| 41088                | 3/15/2010  | Ky State Treasurer                      | 131 F & P Checking | (732.05)      |
| 41166                | 4/15/2010  | Ky State Treasurer                      | 131 F & P Checking | (772.05)      |
| 41241                | 5/14/2010  | Ky State Treasurer                      | 131 F & P Checking | (1,004.51)    |
| 41308                | 6/15/2010  | Ky State Treasurer                      | 131 F & P Checking | (762.90)      |
| 41393                | 7/15/2010  | Ky State Treasurer                      | 131 F & P Checking | (929.11)      |
| 41463                | 8/13/2010  | Ky State Treasurer                      | 131 F & P Checking | (1,036.06)    |
| 41524                | 9/10/2010  | Ky State Treasurer                      | 131 F & P Checking | (803.91)      |
| 41603                | 10/15/2010 | Ky State Treasurer                      | 131 F & P Checking | (909.73)      |
| 41690                | 11/15/2010 | Ky State Treasurer                      | 131 F & P Checking | (1,221.19)    |
| 41762                | 12/15/2010 | Ky State Treasurer                      | 131 F & P Checking | (909.09)      |
|                      |            |   |                    | (9,856.25)    |
| k3                   |            |   |                    |               |
| 40933                | 1/15/2010  | Ky State Treasurer                      | 131 F & P Checking | (1,087.01)    |
|                      |            |   |                    | (1,087.01)    |
| Other Taxes          |            |   |                    |               |
| 41035                | 2/19/2010  | Ky State Treasurer <i>Ejus Response</i> | 131 F & P Checking | (250.00)      |
| 41082                | 3/15/2010  | Ky State Treasurer <i>Li: - fee</i>     | 131 F & P Checking | (15.00)       |
|                      |            |   |                    | (265.00)      |
| Payroll              |            |   |                    |               |
|                      | 1/6/2010   | IRS                                     | 131 F & P Checking | (1,108.06)    |
| 40910                | 1/13/2010  | IRS                                     | 131 F & P Checking | (1,264.74)    |
|                      | 1/20/2010  | IRS                                     | 131 F & P Checking | (1,048.42)    |
|                      | 1/27/2010  | IRS                                     | 131 F & P Checking | (1,170.01)    |
|                      | 2/3/2010   | IRS                                     | 131 F & P Checking | (1,050.93)    |
|                      | 2/10/2010  | IRS                                     | 131 F & P Checking | (1,038.86)    |
|                      | 2/17/2010  | IRS                                     | 131 F & P Checking | (1,038.86)    |
|                      | 2/24/2010  | IRS                                     | 131 F & P Checking | (1,052.84)    |
|                      | 3/3/2010   | IRS                                     | 131 F & P Checking | (1,019.29)    |
|                      | 3/10/2010  | IRS                                     | 131 F & P Checking | (1,049.56)    |
|                      | 3/17/2010  | IRS                                     | 131 F & P Checking | (1,034.95)    |
|                      | 3/24/2010  | IRS                                     | 131 F & P Checking | (1,085.91)    |
|                      | 3/31/2010  | IRS                                     | 131 F & P Checking | (1,301.62)    |
|                      | 4/7/2010   | IRS                                     | 131 F & P Checking | (1,125.93)    |
|                      | 4/14/2010  | IRS                                     | 131 F & P Checking | (1,263.79)    |
|                      | 4/21/2010  | IRS                                     | 131 F & P Checking | (1,171.89)    |
|                      | 4/28/2010  | IRS                                     | 131 F & P Checking | (1,122.16)    |
|                      | 5/5/2010   | IRS                                     | 131 F & P Checking | (1,076.15)    |

Category Spending  
All Accounts

1/1/2010 Through 12/31/2010

| Num              | Date       | Payee                | Account            | Amount       |
|------------------|------------|----------------------|--------------------|--------------|
|                  | 5/12/2010  | IRS                  | 131 F & P Checking | (1,012.33)   |
|                  | 5/19/2010  | IRS                  | 131 F & P Checking | (1,087.85)   |
|                  | 5/26/2010  | IRS                  | 131 F & P Checking | (1,126.21)   |
|                  | 6/2/2010   | IRS                  | 131 F & P Checking | (1,136.61)   |
|                  | 6/9/2010   | IRS                  | 131 F & P Checking | (1,346.18)   |
|                  | 6/16/2010  | IRS                  | 131 F & P Checking | (1,143.63)   |
|                  | 6/23/2010  | IRS                  | 131 F & P Checking | (1,120.99)   |
|                  | 6/30/2010  | IRS                  | 131 F & P Checking | (1,223.29)   |
|                  | 7/7/2010   | IRS                  | 131 F & P Checking | (1,289.28)   |
|                  | 7/14/2010  | IRS                  | 131 F & P Checking | (1,165.08)   |
|                  | 7/21/2010  | IRS                  | 131 F & P Checking | (1,198.31)   |
|                  | 7/28/2010  | IRS                  | 131 F & P Checking | (1,084.87)   |
|                  | 8/4/2010   | IRS                  | 131 F & P Checking | (1,183.89)   |
|                  | 8/11/2010  | IRS                  | 131 F & P Checking | (1,076.17)   |
|                  | 8/18/2010  | IRS                  | 131 F & P Checking | (1,105.55)   |
|                  | 8/25/2010  | IRS                  | 131 F & P Checking | (1,126.29)   |
|                  | 9/1/2010   | IRS                  | 131 F & P Checking | (1,206.09)   |
| 41508            | 9/8/2010   | First & Peoples Bank | 131 F & P Checking | (1,139.73)   |
|                  | 9/15/2010  | IRS                  | 131 F & P Checking | (1,314.30)   |
|                  | 9/22/2010  | IRS                  | 131 F & P Checking | (1,200.06)   |
|                  | 9/29/2010  | IRS                  | 131 F & P Checking | (1,255.06)   |
|                  | 10/6/2010  | IRS                  | 131 F & P Checking | (1,277.48)   |
|                  | 10/13/2010 | IRS                  | 131 F & P Checking | (1,169.18)   |
|                  | 10/20/2010 | IRS                  | 131 F & P Checking | (1,255.06)   |
|                  | 10/27/2010 | IRS                  | 131 F & P Checking | (1,395.88)   |
|                  | 11/3/2010  | IRS                  | 131 F & P Checking | (1,366.18)   |
|                  | 11/10/2010 | IRS                  | 131 F & P Checking | (1,220.12)   |
|                  | 11/17/2010 | IRS                  | 131 F & P Checking | (1,172.42)   |
|                  | 11/24/2010 | IRS                  | 131 F & P Checking | (1,158.12)   |
|                  | 12/1/2010  | IRS                  | 131 F & P Checking | (1,238.70)   |
|                  | 12/15/2010 | IRS                  | 131 F & P Checking | (1,125.08)   |
|                  | 12/22/2010 | IRS                  | 131 F & P Checking | (1,074.38)   |
|                  | 12/29/2010 | IRS                  | 131 F & P Checking | (1,989.16)   |
|                  |            |                      |                    | (60,007.50)  |
|                  |            |                      |                    |              |
| PSC              |            |                      |                    |              |
| 41345            | 7/1/2010   | Ky State Treasurer   | 131 F & P Checking | (1,022.12)   |
|                  |            |                      |                    | (1,022.12) ✓ |
|                  |            |                      |                    |              |
| Sales            |            |                      |                    |              |
| 40935            | 1/15/2010  | Ky State Treasurer   | 131 F & P Checking | (252.77)     |
| 41014            | 2/15/2010  | Ky State Treasurer   | 131 F & P Checking | (288.71)     |
| 41092            | 3/15/2010  | Ky State Treasurer   | 131 F & P Checking | (226.56)     |
| 41164            | 4/15/2010  | Ky State Treasurer   | 131 F & P Checking | (238.37)     |
| 41243            | 5/18/2010  | Ky State Treasurer   | 131 F & P Checking | (345.98)     |
| 41312            | 6/15/2010  | Ky State Treasurer   | 131 F & P Checking | (307.16)     |
| 41392            | 7/15/2010  | Ky State Treasurer   | 131 F & P Checking | (250.48)     |
| 41464            | 8/13/2010  | Ky State Treasurer   | 131 F & P Checking | (322.22)     |
| 41523            | 9/10/2010  | Ky State Treasurer   | 131 F & P Checking | (341.58)     |
| 41607            | 10/15/2010 | Ky State Treasurer   | 131 F & P Checking | (282.34)     |
| 41694            | 11/15/2010 | Ky State Treasurer   | 131 F & P Checking | (235.61)     |
| 41763            | 12/15/2010 | Ky State Treasurer   | 131 F & P Checking | (275.07)     |
|                  |            |                      |                    | (3,366.85)   |
|                  |            |                      |                    |              |
| State Income Tax |            |                      |                    |              |
| 41064            | 3/10/2010  | Ky State Treasurer   | 131 F & P Checking | (1,909.00)   |

Category Spending  
All Accounts

1/1/2010 Through 12/31/2010

| Num                        | Date       | Payee               | Account            | Amount       |
|----------------------------|------------|---------------------|--------------------|--------------|
|                            |            |                     |                    | (1,909.00)   |
| <b>Unemployment</b>        |            |                     |                    |              |
| 40932                      | 1/15/2010  | Ky State Treasurer  | 131 F & P Checking | (430.68)     |
| 41165                      | 4/15/2010  | Ky State Treasurer  | 131 F & P Checking | (559.72)     |
| 41394                      | 7/15/2010  | Ky State Treasurer  | 131 F & P Checking | (580.40)     |
| 41608                      | 10/15/2010 | Ky State Treasurer  | 131 F & P Checking | (610.33)     |
|                            |            |                     |                    | (2,181.13) ✓ |
| <b>Utility</b>             |            |                     |                    |              |
|                            | 1/15/2010  | Lewis County B. Ed. | 131 F & P Checking | (95.42)      |
|                            | 2/15/2010  | Lewis County B. Ed. | 131 F & P Checking | (84.71)      |
|                            | 3/15/2010  | Lewis County B. Ed. | 131 F & P Checking | (82.54)      |
|                            | 4/15/2010  | Lewis County B. Ed. | 131 F & P Checking | (86.97)      |
|                            | 5/15/2010  | Lewis County B. Ed. | 131 F & P Checking | (81.54)      |
|                            | 6/15/2010  | Lewis County B. Ed. | 131 F & P Checking | (106.23)     |
|                            | 7/15/2010  | Lewis County B. Ed. | 131 F & P Checking | (80.36)      |
|                            | 8/13/2010  | Lewis County B. Ed. | 131 F & P Checking | (102.61)     |
|                            | 9/10/2010  | Lewis County B. Ed. | 131 F & P Checking | (100.55)     |
|                            | 10/15/2010 | Lewis County B. Ed. | 131 F & P Checking | (108.98)     |
|                            | 11/15/2010 | Lewis County B. Ed. | 131 F & P Checking | (136.03)     |
|                            | 12/15/2010 | Lewis County B. Ed. | 131 F & P Checking | (87.72)      |
|                            |            |                     |                    | (1,153.66)   |
| Total Taxes                |            |                     |                    | (82,300.80)  |
| <b>Truck Interest</b>      |            |                     |                    |              |
| 40914                      | 1/15/2010  | Chase               | 131 F & P Checking | (71.04)      |
| 40976                      | 2/1/2010   | Chase               | 131 F & P Checking | (67.81)      |
| 41047                      | 3/1/2010   | Chase               | 131 F & P Checking | (64.56)      |
| 41121                      | 4/1/2010   | Chase               | 131 F & P Checking | (61.30)      |
| 41199                      | 5/3/2010   | Chase               | 131 F & P Checking | (58.02)      |
| 41273                      | 6/1/2010   | Chase               | 131 F & P Checking | (54.73)      |
| 41357                      | 7/8/2010   | Chase               | 131 F & P Checking | (51.42)      |
| 41426                      | 8/1/2010   | Chase               | 131 F & P Checking | (48.10)      |
| 41498                      | 9/1/2010   | Chase               | 131 F & P Checking | (44.76)      |
| 41570                      | 10/1/2010  | Chase               | 131 F & P Checking | (41.41)      |
| 41647                      | 11/1/2010  | Chase               | 131 F & P Checking | (38.04)      |
| 41720                      | 12/1/2010  | Chase               | 131 F & P Checking | (34.66)      |
| Total Truck Interest       |            |                     |                    | (635.85)     |
| <b>Expense</b>             |            |                     |                    |              |
| **VOID**                   | 2/17/2010  |                     | 131 F & P Checking | 0.00         |
| **VOID**                   | 3/30/2010  |                     | 131 F & P Checking | 0.00         |
| **VOID**                   | 3/31/2010  |                     | 131 F & P Checking | 0.00         |
| **VOID**                   | 5/14/2010  |                     | 131 F & P Checking | 0.00         |
| **VOID**                   | 10/15/2010 |                     | 131 F & P Checking | 0.00         |
| **VOID**                   | 11/5/2010  |                     | 131 F & P Checking | 0.00         |
| Total Expense - Unassigned |            |                     |                    | 0.00         |
| Total Expense Categories   |            |                     |                    | (700,065.39) |
| <b>Transfers</b>           |            |                     |                    |              |

Category Spending  
All Accounts

1/1/2010 Through 12/31/2010

| Num                    | Date      | Payee | Account            | Amount            |
|------------------------|-----------|-------|--------------------|-------------------|
| <b>2009 Chev Truck</b> |           |       |                    |                   |
| 4                      | 1/15/2010 | Chase | 131 F & P Checking | (719.96)          |
| 5                      | 2/1/2010  | Chase | 131 F & P Checking | (723.19)          |
| 6                      | 3/1/2010  | Chase | 131 F & P Checking | (726.44)          |
| 7                      | 4/1/2010  | Chase | 131 F & P Checking | (729.70)          |
| 8                      | 5/3/2010  | Chase | 131 F & P Checking | (732.98)          |
| 9                      | 6/1/2010  | Chase | 131 F & P Checking | (736.27)          |
| 10                     | 7/8/2010  | Chase | 131 F & P Checking | (739.58)          |
| 11                     | 8/1/2010  | Chase | 131 F & P Checking | (742.90)          |
| 12                     | 9/1/2010  | Chase | 131 F & P Checking | (746.24)          |
| 13                     | 10/1/2010 | Chase | 131 F & P Checking | (749.59)          |
| 14                     | 11/1/2010 | Chase | 131 F & P Checking | (752.96)          |
| 15                     | 12/1/2010 | Chase | 131 F & P Checking | (756.34)          |
| Total 2009 Chev Truck  |           |       |                    | (8,856.15)        |
| Total Transfers        |           |       |                    | (8,856.15)        |
| <b>Grand Total</b>     |           |       |                    | <b>(8,104.54)</b> |



2

## South Shore Water Works Company

11/29/2010  
Page 1

### Account Details

|  |   |                                 |                                       |   |
|--|---|---------------------------------|---------------------------------------|---|
| <u>Account#:</u><br><b>01000138</b>                  | <u>Coded Name:</u><br><b>VEOLIA WATER NORTH AMERICA</b> | <u>Book#:</u><br><b>1</b>       | <u>Sequence:</u><br><b>138</b>        | <u>Owner#:</u><br><b>01000138</b>           |
| <u>Service Address:</u><br><b>60 EAST 2ND AVENUE</b> | <u>Meter Type:</u><br><b>B</b>                          | <u>Rollover:</u><br><b>4</b>    | <u>Multiplier:</u><br><b>1,000.00</b> | <u>Meter Number:</u><br><b>000029104640</b> |
| <u>Mailing Address:</u><br><b>317 E 3RD AVENUE</b>   | <u>Units:</u><br><b>GA</b>                              | <u>ID #:</u><br><b>WV 25661</b> | <u>Master Account:</u><br><b>No</b>   |   |

Phone :

| <u>Income Center</u> | <u>Deposit</u> | <u>Balance</u>  | <u>Current</u>  | <u>30 - 60</u> | <u>60 - 90</u> | <u>90+</u>    | <u>Rate</u> |
|----------------------|----------------|-----------------|-----------------|----------------|----------------|---------------|-------------|
| Water                | \$0.00         | \$158.46        | \$158.46        | \$0.00         | \$0.00         | \$0.00        | R1          |
| Sewer                | \$0.00         | \$0.00          | \$0.00          | \$0.00         | \$0.00         | \$0.00        | TX          |
| Sales tax            | \$0.00         | \$9.51          | \$9.51          | \$0.00         | \$0.00         | \$0.00        |             |
| Other                | \$0.00         | \$0.00          | \$0.00          | \$0.00         | \$0.00         | \$0.00        |             |
| Penalties            | \$0.00         | \$0.00          | \$0.00          | \$0.00         | \$0.00         | \$0.00        |             |
|                      | <u>\$0.00</u>  | <u>\$167.97</u> | <u>\$167.97</u> | <u>\$0.00</u>  | <u>\$0.00</u>  | <u>\$0.00</u> |             |

| <u>Reading Date</u> | <u>Reading</u> | <u>Usage</u> | <u>Water</u>     | <u>Sewer</u>   | <u>Sales tax</u> | <u>Other</u>   | <u>Penalties</u> |
|---------------------|----------------|--------------|------------------|----------------|------------------|----------------|------------------|
| 11/29/2010          | 973.000        | 47,000       | \$ 158.46        | \$ 0.00        | \$ 9.51          | \$ 0.00        | \$ 0.00          |
| 10/26/2010          | 926.000        | 19,000       | \$ 75.02         | \$ 0.00        | \$ 4.50          | \$ 0.00        | \$ 7.95          |
|                     |                |              | <u>\$ 233.48</u> | <u>\$ 0.00</u> | <u>\$ 14.01</u>  | <u>\$ 0.00</u> | <u>\$ 7.95</u>   |

| <u>Payment Date</u> | <u>Payment</u> |
|---------------------|----------------|
|                     | 0.00           |
| 11/26/2010          | 87.47          |

**Total Payments : \$87.47**

| <u>Audit#</u> | <u>Amount</u> | <u>Type</u> | <u>Date</u> | <u>Check#</u> |
|---------------|---------------|-------------|-------------|---------------|
| 30,557        | \$87.47       | CHECK       | 11/26/2010  | 25072719      |

2

South Shore Water Works Company

Account Details

Account#: 21000138  
 Service Address: 1661 2ND AVENUE 17  
 Mailing Address: 69 NARCO DRIVE  
 SOUTH SHORE KY 41175  
 Phone: (606) 932-9439

Coded Name: CITY  
 Meter Type: B  
 Pump#: GA  
 Units: GA  
 ID #: No  
 Master Account: No

Book#: 2,010  
 Sequence: 61  
 Rollover: 4  
 Multiplier: 1,000.00  
 Meter Number: 000029104640  
 Owner#: 01000138

| Income Center | Deposit       | Balance       | Current       | 30 - 60       | 60 - 90       | 90+           | Rate |
|---------------|---------------|---------------|---------------|---------------|---------------|---------------|------|
| Water         | \$0.00        | \$0.00        | \$0.00        | \$0.00        | \$0.00        | \$0.00        | R1   |
| Sewer         | \$0.00        | \$0.00        | \$0.00        | \$0.00        | \$0.00        | \$0.00        |      |
| Sales tax     | \$0.00        | \$0.00        | \$0.00        | \$0.00        | \$0.00        | \$0.00        |      |
| Other         | \$0.00        | \$0.00        | \$0.00        | \$0.00        | \$0.00        | \$0.00        |      |
| Penalties     | \$0.00        | \$0.00        | \$0.00        | \$0.00        | \$0.00        | \$0.00        |      |
|               | <u>\$0.00</u> | <u>\$0.00</u> | <u>\$0.00</u> | <u>\$0.00</u> | <u>\$0.00</u> | <u>\$0.00</u> |      |

| Reading Date | Reading   | Usage   | Water       | Sewer       | Sales tax | Other     | Penalties | Payment Date | Payment  |
|--------------|-----------|---------|-------------|-------------|-----------|-----------|-----------|--------------|----------|
| 9/27/2010    | 907,000   | 468,000 | \$ 1,413.04 | \$ 0.00     | \$ 0.00   | \$ 0.00   | \$ 0.00   |              | 0.00     |
| 9/24/2010    | 907,000   | 0       | \$ 0.00     | \$ 0.00     | \$ 0.00   | \$ 0.00   | \$ 0.00   | 10/15/2010   | 1,413.04 |
| 8/26/2010    | 439,000   | 443,000 | \$ 1,338.54 | \$ 1,070.00 | \$ 0.00   | \$ 0.00   | \$ 0.00   | 9/15/2010    | 2,408.54 |
| 7/29/2010    | 9,996,000 | 581,000 | \$ 1,749.78 | \$ 1,070.00 | \$ 0.00   | \$ 290.50 | \$ 0.00   | 8/13/2010    | 3,110.28 |
| 6/28/2010    | 9,415,000 | 848,000 | \$ 2,545.44 | \$ 1,070.00 | \$ 0.00   | \$ 229.00 | \$ 0.00   | 7/14/2010    | 3,844.44 |
| 5/26/2010    | 8,567,000 | 682,000 | \$ 2,050.76 | \$ 1,070.00 | \$ 0.00   | \$ 207.50 | \$ 0.00   | 6/15/2010    | 3,328.26 |
| 4/28/2010    | 7,885,000 | 879,000 | \$ 2,637.82 | \$ 1,070.00 | \$ 0.00   | \$ 290.50 | \$ 0.00   | 5/17/2010    | 3,998.32 |
| 3/26/2010    | 7,006,000 | 687,000 | \$ 2,065.66 | \$ 1,070.00 | \$ 0.00   | \$ 0.00   | \$ 0.00   | 4/15/2010    | 3,135.66 |
| 2/23/2010    | 6,319,000 | 615,000 | \$ 1,851.10 | \$ 1,070.00 | \$ 0.00   | \$ 360.00 | \$ 0.00   | 3/16/2010    | 3,281.10 |
| 1/25/2010    | 5,704,000 | 666,000 | \$ 2,003.08 | \$ 1,070.00 | \$ 0.00   | \$ 330.00 | \$ 0.00   | 2/12/2010    | 3,403.08 |
| 12/29/2009   | 5,038,000 | 707,000 | \$ 2,125.26 | \$ 1,070.00 | \$ 0.00   | \$ 450.00 | \$ 0.00   | 1/15/2010    | 3,645.26 |





**Adjustment b**

|               | <b>Hr Pd</b> | <b>Wages</b>        | <b>adjustments</b> | <b>2010 Adj</b>     | <b>Effective 12/25/10</b> | <b>Adjusted</b> |                     |
|---------------|--------------|---------------------|--------------------|---------------------|---------------------------|-----------------|---------------------|
| G Hannah      | \$23.15      | \$94,458.28         | 0                  | \$94,458.28         | 3%                        | \$23.84         | \$97,292.03         |
| G Hall        | \$19.23      | \$43,589.25         | 0                  | \$43,589.25         | 3%                        | \$19.81         | \$44,896.93         |
| C Robbins     | \$12.68      | \$26,896.80         | 0                  | \$26,896.80         | 3%                        | \$13.06         | \$27,703.70         |
| L Davis       | \$11.15      | \$10,838.12         | \$13,558.40 (a)    | \$24,396.52         | 5%                        | \$11.71         | \$25,616.35         |
| S Warnock     | \$10.31      | \$21,786.72         | 0                  | \$21,786.72         | 3%                        | \$10.62         | \$22,440.32         |
| Porter        | \$8.65       | \$19,142.90         | 0                  | \$19,142.90         | 5%                        | \$9.08          | \$20,100.05         |
| M Hunt        | \$7.28       | \$14,865.60         | \$931.84 (b)       | \$15,797.44         | 5%                        | \$7.64          | \$16,587.31         |
| D Moore       | \$10.61      | \$2,758.60          | 0                  | \$2,758.60          | 0%                        | \$10.61         | \$2,758.60          |
| B. Hannah     | \$7.28       | \$3,141.32          | 0                  | \$3,141.32          | 5%                        | \$7.64          | \$3,298.39          |
| Rickett       | \$7.28       | \$3,672.76          | 0                  | \$3,672.76          | 3%                        | \$7.50          | \$3,782.94          |
| Hayden        |              | \$5,614.22          | (\$5,614.22)(c)    | \$0.00              |                           |                 |                     |
| <b>Totals</b> |              | <b>\$246,764.57</b> | <b>\$8,876.02</b>  | <b>\$255,640.59</b> |                           |                 | <b>\$264,476.62</b> |

(a) Hired back on 8/4/10 full year 152 days adjustment

(b) Hired 12/09 at 4 days week. Started 5 days week after 4 months 16 day adjustment

(c) No longer employed

| Name  | Vac. Time | Mon | Tue | Wed | Thur | Fri | Sat | Sun | Reg | Vac Used | OT | Rate | Gross | Soc.Sec. 6.20% | Medicare 1.45% | U S Withh Tax | State Tax | Deduction | Deduction | Total Deduction | Net Pay  |          |
|---|-----------|-----|-----|-----|------|-----|-----|-----|-----|----------|----|------|-------|----------------|----------------|---------------|-----------|-----------|-----------|-----------------|----------|----------|
| George J Hannah 403-66-7402<br>Married 0 Exemption      |           |     |     |     |      |     |     |     |     |          |    |      | 0.00  | 94458.28       | 5856.41        | 1369.63       | 14863.98  | 5729.96   | 0.00      | 0.00            | 27619.98 | 66838.30 |
| David Moore 286-28-3486<br>Single 0 Exemption           |           |     |     |     |      |     |     |     |     |          |    |      | 0.00  | 2758.60        | 171.08         | 40.04         | 0.00      | 13.52     | 0.00      | 0.00            | 224.64   | 2533.96  |
| Beryl A Robbins 284-72-3660<br>Married 1 Exemption      |           |     |     |     |      |     |     |     |     |          |    |      | 0.00  | 26896.80       | 1667.79        | 389.77        | 903.00    | 0.00      | 0.00      | 0.00            | 2960.56  | 23936.24 |
| Cliff L Pollitt 401-02-8290<br>Single 1 Exemption       |           |     |     |     |      |     |     |     |     |          |    |      | 0.00  | 21786.72       | 1350.84        | 315.91        | 787.00    | 954.13    | 0.00      | 0.00            | 3407.88  | 18378.84 |
| Donald Greg Hall 406-96-9152<br>Married 1 Exemption     |           |     |     |     |      |     |     |     |     |          |    |      | 0.00  | 43589.25       | 2702.53        | 651.92        | 3866.00   | 2199.97   | 1560.00   | 0.00            | 10980.62 | 32608.83 |
| Debra Porter 406-11-0791<br>Single 0 Exemption          |           |     |     |     |      |     |     |     |     |          |    |      | 0.00  | 19142.90       | 1187.10        | 277.67        | 1231.00   | 778.77    | 0.00      | 0.00            | 3474.54  | 15668.36 |
| David Hayden 402-39-1771<br>Single 0 Exemption          |           |     |     |     |      |     |     |     |     |          |    |      | 0.00  | 5614.22        | 348.09         | 81.46         | 470.00    | 221.48    | 0.00      | 0.00            | 1121.03  | 4493.19  |
| Paul Hunt 293-54-2381<br>Single 0 Exemption             |           |     |     |     |      |     |     |     |     |          |    |      | 0.00  | 14865.60       | 921.48         | 215.52        | 1122.00   | 552.77    | 0.00      | 0.00            | 2811.77  | 12053.83 |
| Brook Hannah 403-46-6534<br>Single 1 Exemption          |           |     |     |     |      |     |     |     |     |          |    |      | 0.00  | 3141.32        | 194.72         | 45.51         | 0.00      | 26.53     | 0.00      | 0.00            | 266.76   | 2874.56  |
| Annelle J Rickett Jr 268-84-8734<br>Married 0 Exemption |           |     |     |     |      |     |     |     |     |          |    |      | 68.24 | 3672.76        | 227.68         | 53.25         | 60.00     | 142.26    | 0.00      | 0.00            | 483.19   | 3189.57  |
| Boyd William Davis 264-55-0296<br>Married 1 Exemption   |           |     |     |     |      |     |     |     |     |          |    |      | 0.00  | 10838.12       | 671.93         | 157.21        | 329.00    | 479.83    | 0.00      | 0.00            | 1637.97  | 9200.15  |

|           |          |         |          |          |         |      |          |           |
|-----------|----------|---------|----------|----------|---------|------|----------|-----------|
| 246764.57 | 15299.65 | 3597.89 | 23431.98 | 11099.22 | 1560.00 | 0.00 | 54988.94 | 191775.83 |
|           |          |         |          |          |         |      | 54988.74 | 191775.83 |

**Contract Labor**

Gregory Hall 406-37-0147  
 Ricky Monroe 292-68-5636  
 David Hayden 402-39-1771  
 Rick Tackett

|             |                     |
|-------------|---------------------|
| Social      | 30599.30            |
| Medicare    | 7195.78             |
| Withholding | 23431.98            |
|             | <u>\$ 61,227.06</u> |

Approval Number  
Approval Date

Taxpayer ID# 610517066  
Pin # 2935

|          |                  |                 |                |                 |                 |                |             |                 |                  |
|----------|------------------|-----------------|----------------|-----------------|-----------------|----------------|-------------|-----------------|------------------|
| *1st Qtr | 54364.51         | 3370.61         | 788.30         | 4838.17         | 2279.75         | 360.00         | 0.00        | 11636.83        | 42727.68         |
| *2nd Qtr | 60787.19         | 3769.08         | 881.36         | 5656.13         | 2696.52         | 390.00         | 0.00        | 13393.29        | 47394.10         |
| *3rd Qtr | 62099.43         | 3850.14         | 900.36         | 5843.68         | 2749.70         | 390.00         | 0.00        | 13733.88        | 48365.55         |
| *4th Qtr | 69513.44         | 4309.82         | 1027.87        | 7084.00         | 3373.25         | 420.00         | 0.00        | 16224.94        | 53288.50         |
|          | <u>246764.57</u> | <u>15299.65</u> | <u>3597.89</u> | <u>23431.98</u> | <u>11099.22</u> | <u>1560.00</u> | <u>0.00</u> | <u>54988.94</u> | <u>191775.83</u> |

David Hayden 402-39-1771  
Single 0 Exemption  
 Rick Tackett  
Single 0 Exemption

|                       |           |          |         |          |          |         |      |          |           |
|-----------------------|-----------|----------|---------|----------|----------|---------|------|----------|-----------|
| <b>Total for 2010</b> | 246764.57 | 15299.65 | 3597.89 | 23431.98 | 11099.22 | 1560.00 | 0.00 | 54988.94 | 191775.83 |
|-----------------------|-----------|----------|---------|----------|----------|---------|------|----------|-----------|



C

0106473PBA0174602

SOUTH SHORE WATER CO  
JOE HANNAH  
PO BOX 485  
SOUTH SHORE KY 41175

Invoice No: 0022909149  
Invoice Date: Jan 10, 2011  
Customer No: 206639  
Bill Group: 1  
Coverage Pd: 02/01-02/28/2011  
Due Date: Feb 01, 2011

Invoice Detail

| Policy No.   | Name Plan  | ID           | Coverage      | Volume(000's) | Charge Amount                  |
|--------------|--|--------------|---------------|---------------|--------------------------------|
| 0280116      | DAVIS, LLOYD W<br>CHOYC+                           | XXXXX0296-00 | ESC           |               | \$1,306.75                     |
| 0280116      | HALL, DONALD G<br>AD&D<br>Life<br>CHOYC+           | XXXXX9152-00 | E<br>E<br>ESC | 15            | \$0.60<br>\$6.45<br>\$1,403.23 |
| 0280116      | HANNAH, JOSEPH GEORGE<br>AD&D<br>Life<br>CHOYC+    | XXXXX7402-00 | E<br>E<br>ESC | 15            | \$0.60<br>\$6.45<br>\$2,501.32 |
| 0280116      | PORTER, GEORGE M<br>AD&D<br>Life<br>CHOYC+         | XXXXX0791-00 | E<br>E<br>E   | 15            | \$0.60<br>\$6.45<br>\$343.12   |
| 0280116      | Packaged Savings Credit<br>Packaged Savings Credit | XXXXX0000-00 |               |               | \$-6.00                        |
| 0280116      | ROBBINS, CHERYL<br>AD&D<br>Life<br>CHOYC+          | XXXXX3660-00 | E<br>E<br>ES  | 15            | \$0.60<br>\$6.45<br>\$1,222.92 |
| 0280116      | WARNOCK, STACI L<br>AD&D<br>Life<br>CHOYC+         | XXXXX9290-00 | E<br>E<br>ESC | 15            | \$0.60<br>\$6.45<br>\$1,539.52 |
| <b>TOTAL</b> |  |              |               |               | <b>\$8,346.11</b>              |

PLEASE VISIT EMPLOYER ESERVICES AT WWW.EMPLOYERESERVICES.COM TO perform real-time eligibility transactions, view and pay your invoices, request ID cards and more!

Employee and dependent information contained in this report is based on the most current information provided by the Employer, acting as Plan Sponsor and/or Plan Administrator (the organization which established the employee welfare plan for its employees) to the Company (a division of UnitedHealth Group contractually administering claims on behalf of the Employer). Changes to employees and dependent information are the responsibility of the Employer, acting as Plan Sponsor and/or Plan Administrator, and must be submitted to the Company on a timely basis. Please do not submit employee changes by noting them on this invoice. This address is used for payment purposes only and written instructions sent to this address will not be processed.

To keep your group insurance coverage in effect, it is important that we receive full payment of all amounts due, as required by your Group Contract/Policy. If your Group Contract/Policy requires an initial advance notice of termination for non-payment of premium, this statement will serve as the required initial advance notice of termination that will be effective in accordance with your Group Contract/Policy.

Balance reflected is as of the invoice date and may be subject to change pending verification of payment or direct debit bank processing. Any changes will be reflected on your next invoice.



02700200

11 02

02700200 02700200 02700200 02700200

## Regular Meeting – January 18, 2011

The South Shore Board of Commissioners met in regular session with the following members:

**Present:** Mayor Cheryl Moore, Mildred Bradley, Lance Warnock, Louie Bentley, David Piatt

**Absent:** None

Employees present were: City Clerk Linda Potter

Mayor Moore called meeting to order. Pledge to the flag in unison.

Minutes from regular meeting on December 21, 2010 were given to the commissioners to look over and see if there were any changes or corrections that needed to be made. **Mr. Piatt made motion** to accept minutes from regular meeting on December 21, 2010 and Mr. Warnock seconded. All ayes and motion carried.

Mr. Piatt gave financial report. He explained to the new commissioners about the monthly budget sheets they are given & told them to ask for whatever they need to understand about the budget. He explained that the bills were ready to be paid and **Mr. Warnock made motion** to accept the financial report and to pay the bills. Mayor Moore seconded. All ayes and motion carried.

Mr. Warnock gave roads report. He said snow days were handled well. There was some cleaning done and salt was put down.

Mayor Moore gave police report. Said Chief Sword had worked some overtime during the holidays. Told that the insurance was progressing concerning the damage the cruiser sustained when someone ran into it when the fire was going on at Cooke's Farm Center.

John Stallard with Veolia gave a sewer report. Showed a picture of lift station # 2 at Coney where some fencing and a gate need to be built. A price for fencing for the whole lift station will be gotten and then the commissioners can go from there. Mr. Stallard also said # 2 lift station at Coney is on line.

In old business, the commissioners agreed to adopt the county holiday calendar as the city holiday calendar. **Mayor Moore made motion** to accept the county holiday calendar as the city holiday calendar and Mr. Piatt seconded. All ayes and motion carried.

Resolution # 59-2011 was presented to approve payment to HMB Engineers for \$4278.00 and also to D.T.'s Excavating for \$31,962.40 for the Main Street lift station. **Mr. Piatt made motion** to approve payment to HMB for \$4278.00 and to D.T.'s Excavating for \$31,962.40. Mr. Warnock seconded. All ayes and motion carried.

Resolution # 60-2011 was presented to approve payment to CEDA for \$10,000.00 in administration fees and also to C.J. Hughes Construction for \$264,955.00 for lift stations # 2 & 3 (Coney & Fifth). **Mr. Warnock made motion** to approve payment to CEDA for \$10,000.00 and to C.J. Hughes for \$264,955.00. Mr. Piatt seconded. All ayes and motion carried.

Mayor Moore would like for the commissioners to choose a spot to build the new city building on the land the city owns by the park. There was discussion about the kind of building, metal or wood. Commissioner Louie Bentley suggested finding an architect to begin working on this, since we are paying rent now where the temporary city building is. Phil Biggs is to get the commissioners a list of turn-key

architects for the commission. But the mayor and all the commissioners are in agreement to go back to the old city building site and build the new city building.

Mayor Moore said a Park Committee needed to be formed. She appointed Stacy Warnock, Steve Larcher, Mildred Bradley and Becky Williams to be on the committee. It is to be a 5 person committee with one more person to be added. **Mayor Moore made motion** to form this committee with these people on it and Mr. Piatt seconded. All ayes and motion carried.

Mayor Moore needs to appoint an Ethics Committee. Pauline Farley & Bill Davis have agreed to sit on this committee. There needs to be not more than 5 or less than 3 people on it. Cannot be the mayor or anyone on commission. This is tabled for now and will be looked at next meeting.

The sewer rate for the South Shore Water Works was discussed. The Water Works will get the same flat fee as North American Refractories, \$1662.45 plus tax per month. Also said the Water Works should be responsible for putting the tap in. **Mayor Moore made motion** to approve the flat fee of \$1662.45 plus tax per month for the South Shore Water Works. Mrs. Bradley seconded. All ayes and motion carried.

**Mr. Piatt made motion** to approve Municipal Order # 7-2011, to have the commissioners signatures put on all the bank accounts for 2011-2010, with 2 signatures being required for signing or withdrawals. Mr. Warnock seconded to approve Municipal Order # 7-2011. All ayes and motion carried. Also Resolution # 61-2011 was presented. Corporate authorization from American Savings Bank to have mayor and all commissioners on the ASB city accounts. **Mayor Moore made motion** to approve Resolution #61-2011 putting mayor & all commissioners on the city account at ASB. Mr. Warnock seconded. All ayes and motion carried.

There is a tax withholding account at First & Peoples Bank that is not needed in that capacity. **Mayor Moore made motion** to change the name of this account to a Reserve Account. Mr. Piatt seconded. All ayes and motion carried.

The auditor doing the current audit for the city said that a set dollar amount was needed for Capital Assets. Commission discussed it and \$1000.00 was decided as the set amount. **Mayor Moore made motion** to accept \$1000.00 as the set dollar amount for Capital Assets. Mr. Warnock seconded. All ayes and motion carried.

Mayor Moore said our tech person suggested that we get new computers soon, just because we don't know how long before something may happen to them since they went through the fire at the city building. Commission agreed that we need to go ahead and get new computers, plus a new copier. Mr. Warnock asked about leasing a copier instead of buying. Will decide which way will be best. **Mr. Warnock made motion** to go ahead and buy the computers and buy or lease the copier. Mr. Piatt seconded. All ayes and motion carried.

Since this is a new commission, new department heads were appointed for 2011-2012 by Municipal Order # 8-2011. Mayor Moore made these suggestions:

|            |               |        |                 |
|------------|---------------|--------|-----------------|
| Financial: | David Piatt   | Roads: | Mildred Bradley |
| Police:    | Lance Warnock | Sewer: | Louie Bentley   |

**Mayor Moore made motion** to accept Municipal Order # 8-2011 setting these department heads. Mr. Piatt seconded. All ayes and motion carried.



In other business, FIVCO has an orientation program for new commissioners on January 25, 2011. Commissioners can go if they wish. It costs \$5.00 per person. But reservations need to be in by January 15, 2011. **Mr. Piatt made motion** for the city to pay the \$5.00 for each commissioner if they wish to go. Mayor Moore seconded. All ayes and motion carried.

Mr. Piatt explained to the new commissioners about the bank accounts. Also about the reimbursement for gas expense the Mayor gets when she goes to the FIVCO, etc. meetings. She goes and represents the city and returns and lets the commission know about the things that are pertaining to the city. Also discussed was getting Chief Sword a cell phone. This will be looked into and discussed later.

In comments from the floor, Pauline Farley mentioned how bad the homemade signs look all around the city. For various businesses, etc. Mrs. Bradley mentioned how the street was sinking in front of McDonald's pharmacy. Also was mentioned how much of a hazard it is in and around the burned out Cooke's Farm Center building. It needs to be blockaded some way right now for safety's sake. Mr. Piatt mentioned that the Senior's have been meeting for 2 years now at the First Christian Church Activities Center. He said the city needs to send a letter of thanks to the church. Also the ladies from the First Methodist Church sent cakes, cookies, etc. to the city building. A letter of thanks will be sent to them as well.

**Mr. Piatt made motion** to adjourn the meeting. Mr. Warnock seconded. All ayes and meeting adjourned.

---

Linda Potter, City Clerk

---

Cheryl Moore, Mayor

na 303 3



### Purchased Water

| 2010 | Paid       | gals 1,000 | Water Cost | Sales    |          | Adjusted    |
|------|------------|------------|------------|----------|----------|-------------|
|      |            |            |            | svc chg  | Tax 6%   |             |
| J    | \$491.07   | 0          | \$734.64   | \$10.00  | \$44.08  | \$788.72    |
| F    | \$637.41   | 214        | \$751.15   | \$10.00  | \$45.67  | \$806.82    |
| M    | \$788.72   | 1537       | \$5,394.87 | \$10.00  | \$323.70 | \$5,728.57  |
| A    | \$788.72   | 1735       | \$6,089.85 | \$10.00  | \$365.99 | \$6,465.84  |
| M    | \$788.72   | 887        | \$3,113.37 | \$10.00  | \$186.81 | \$3,310.18  |
| J    | \$788.72   | 376        | \$1,319.76 | \$10.00  | \$79.79  | \$1,409.55  |
| J    | \$491.07   | 75         | \$734.64   | \$10.00  | \$44.08  | \$788.72    |
| A    | \$788.72   | 549        | \$1,926.99 | \$10.00  | \$192.71 | \$2,129.70  |
| S    | \$788.72   | 1576       | \$5,531.76 | \$10.00  | \$331.91 | \$5,873.67  |
| O    | \$788.72   | 976        | \$3,425.76 | \$10.00  | \$205.55 | \$3,641.31  |
| N    | \$788.72   | 1172       | \$4,113.72 | \$10.00  | \$246.83 | \$4,370.55  |
| D    | \$788.72   | 1228       | \$4,310.28 | \$10.00  | \$259.22 | \$4,579.50  |
|      | \$8,718.03 |            |            |          |          | \$39,893.13 |
|      |            |            |            | Less     |          | \$8,718.03  |
|      |            |            |            | Adjusted |          | \$31,175.10 |

Category Spending  
All Accounts

1/1/2010 Through 12/31/2010

| Num                        | Date      | Payee           | Account            | Amount     |
|----------------------------|-----------|-----------------|--------------------|------------|
| <b>Expense Categories</b>  |           |                 |                    |            |
| <b>610 Purchased Water</b> |           |                 |                    |            |
| 40915                      | 1/15/2010 | City of Greenup | 131 F & P Checking | (491.07)   |
| 40978                      | 2/5/2010  | City of Greenup | 131 F & P Checking | (637.41)   |
| 41063                      | 3/5/2010  | City of Greenup | 131 F & P Checking | (788.72)   |
| 41120                      | 4/1/2010  | City of Greenup | 131 F & P Checking | (788.72)   |
| 41204                      | 5/3/2010  | City of Greenup | 131 F & P Checking | (788.72)   |
| 41286                      | 6/4/2010  | City of Greenup | 131 F & P Checking | (788.72)   |
| 41358                      | 7/8/2010  | City of Greenup | 131 F & P Checking | (491.07)   |
| 41443                      | 8/13/2010 | City of Greenup | 131 F & P Checking | (788.72)   |
| 41499                      | 9/1/2010  | City of Greenup | 131 F & P Checking | (788.72)   |
| 41575                      | 10/6/2010 | City of Greenup | 131 F & P Checking | (788.72)   |
| 41651                      | 11/5/2010 | City of Greenup | 131 F & P Checking | (788.72)   |
| 41730                      | 12/6/2010 | City of Greenup | 131 F & P Checking | (788.72)   |
| Total 610 Purchased Water  |           |                 |                    | (8,718.03) |
| Total Expense Categories   |           |                 |                    | (8,718.03) |
| Grand Total                |           |                 |                    | (8,718.03) |

# CITY OF GREENUP

**WATER DEPARTMENT**

**MAYOR LUNDIE MEADOWS JR.**

**SEWER DEPARTMENT**

PHONE (606)473-7331  
FAX (606)473-7831

1005 WALNUT ST.  
GREENUP, KY 41144

greenupcity@windstream.net

**COUNCIL: DAVID ABDON, DAVID BLACK, AMY FERGUSON, MARK HARRIS, JOE MANTZ, MARTY STEPHENS**

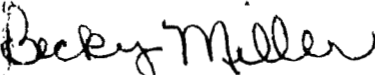
February 1, 2011

Mr. Joe Hannah  
South Shore Water Works  
P.O. Box 485  
South Shore, KY 41175

Mr. Hannah,

This is just a friendly notice to let you know that your water rates will increase to our bulk user rate of \$3.51 per 1,000 gallons of water immediately. This is due to Ordinance 2-2007. We have enclosed a copy of this ordinance for you.

Thank you,

  
Becky Miller, Clerk

**COPY**

032707TLC

ORDINANCE NO. 2 -2007

**AN ORDINANCE OF THE CITY OF GREENUP, KENTUCKY AMENDING ORDINANCE NO. 8-1987 PROVIDING FOR WATER RATES FOR CUSTOMERS OF THE CITY OF GREENUP WATER SYSTEM; AND OTHER MATTERS.**

WHEREAS, the rates for water for the City of Greenup, Kentucky last increased in 1987; and

WHEREAS, the City Council finds that the cost to provide water to out-of-city customers is higher than that to provide water to in-city customers;

NOW, THEREFORE, LET IT BE ORDAINED by the City of Greenup, Kentucky, as follows:

SECTION 1: That Ordinance No. 6-1963, 1-1974 and 8-1983 insofar as said Ordinances set and establish water and sewer rates for the customers of the water and sewer department of the City of Greenup, Kentucky be and the same are hereby amended and effective April 1, 2007. The water and sewer rates for the customer of said system shall be as follows:

Water Rates:

| <u>Metered Water Rates Inside City:</u> |                               |
|---|-------------------------------|
| <u>0 - 2,000</u>                        | <u>\$15.50 minimum</u>        |
| <u>2,001 - 8,000</u>                    | <u>\$6.75 per 1,000 gals.</u> |
| <u>8,001 - 16,000</u>                   | <u>\$5.20 per 1,000 gals.</u> |
| <u>16,001 - 24,000</u>                  | <u>\$3.65 per 1,000 gals.</u> |
| <u>24,001 - 100,000</u>                 | <u>\$3.03 per 1,000 gals.</u> |
| <u>100,001 - 999999999</u>              | <u>\$2.95 per 1,000 gals.</u> |

| <u>Metered Water Rates Outside City:</u> |                               |
|--|-------------------------------|
| <u>0 - 2,000</u>                         | <u>\$18.50 minimum</u>        |
| <u>2,001 - 8,000</u>                     | <u>\$8.05 per 1,000 gals.</u> |
| <u>8,001 - 16,000</u>                    | <u>\$6.20 per 1,000 gals.</u> |
| <u>16,001 - 24,000</u>                   | <u>\$4.35 per 1,000 gals.</u> |
| <u>24,001 - 100,000</u>                  | <u>\$3.61 per 1,000 gals.</u> |
| <u>100,001 - 999999999</u>               | <u>\$3.51 per 1,000 gals.</u> |

**COPY**

| <u>Water Rates:</u>    |   |
|------------------------|---|
| <u>Min. 0 - 2,000</u>  | <u>\$9.95 minimum</u>                                 |
| <u>2,000 - 8,000</u>   | <u>Next 6,000 gals. \$4.35 per 1,000 gallons</u>      |
| <u>8,000 - 16,000</u>  | <u>Next 8,000 gals. \$3.35 per 1,000 gallons</u>      |
| <u>16,000 - 24,000</u> | <u>Next 8,000 gals. \$2.35 per 1,000 gallons</u>      |
| <u>Over 24,000</u>     | <u>All over 24,000 gals. \$1.95 per 1,000 gallons</u> |

SECTION 2: There is hereby created a "bulk rate." This "bulk rate" shall apply to all customer who, for three consecutive months, use more than 100,000 gallons of water. Customers who use more than 100,000 gallons of water for three consecutive months shall be declared "bulk users." These customer shall be sold water, in city, at the rate of \$2.95 per 1,000 gallons and out of city at the rate of \$3.51 per 1,000 gallons.

Designation as a "bulk user" shall be reviewed annually by the Mayor or her designee. If it is found that during the year after being declared a "bulk user" the user did not have three consecutive months of more than 100,000 gallons of usage, then the "bulk user" rate shall be revoked and the rate set forth in Section 1 apply until and unless the user qualifies for bulk status again.

SECTION 3: Effective July 1, 2009 and each July 1<sup>st</sup> thereafter, unless superceded by Ordinance, the water rates for the City of Greenup, Kentucky, for both in-city and out-of-city customers, shall be increased. The increase shall be the same as the annual percentage increase of the water, sewer and garbage line item for the U.S. Department of Labor Consumer Price Index from the prior twelve months.. This annual increase shall apply to all water rates including, but not limited to, the minimum bills and rates for usage above the minimum.

SECTION 4: Effective April 1, 2007, the minimum monthly water charge stated in this Ordinance shall not apply to family residential units provided that the occupants are on a fixed income due to being blind, disabled or sixty-five years of age or older and provided the said total family income for all persons living in the home does not exceed \$17,000.00 annually, in 2007.


**COPY**

and \$17,500.00 effective January 1, 2008. If such person or persons annually provide proof of their financial incapacity to the satisfaction of the Mayor of the City of Greenup via sworn affidavit or other properly authenticated records, then they shall be entitled to a discount. The discount they shall be entitled to shall be 10% of their minimum monthly water usage bill. This discount shall not apply to usage above usage of 2,000 gallons per month.

**SECTION 5:** That all Ordinances in conflict herewith are specifically hereby repealed to the extent of said conflict only.

**SECTION 6:** That each section and each sentence of this Ordinance is enacted separately and the invalidity and/or unconstitutionality of any one particular sentence and/or section shall not effect the validity and/or constitutionality of any other sentence and/or section.

**SECTION 7:** This Ordinance shall be given full force and effect and become effective immediately upon its passage and publication according to law.

  
MAYOR, CITY OF GREENUP, KENTUCKY

ATTEST:

  
CITY CLERK-TREASURER

FIRST READING: March 13, 2007

SECOND READING: March 27, 2007



GREENUP WATER & SEWER DEPT.  
1005 WALNUT STREET  
GREENUP, KY. 41144  
606-473-7331

453.84  
10.00  
27.23

SOUTH SHORE WATER  
P.O. BOX 485  
%JOE HANNAH  
SOUTH SHORE, KY  
41175

BOOK: 37 ACCOUNT: 6506000

BILL ADDRESS:

SOUTH SHORE WATER

P.O. BOX 485

SOUTH SHORE, KY 41175

2-2009 37 6506000 01-25-2010

491.07 491.07 491.07

SERVICE ADDRESS:

P.O. BOX 485

%JOE HANNAH

OLD BALANCE: 491.07

PAYMENT: 491.07 CHECKS

CHANGE: .00

NEW BALANCE: .00

RECEIPT #: 18460

BATCH ID:

01-15-2010 09:00:33

THANK YOU

*OK person  
Request should secure  
ford payment and report  
and ok with  
Toss  
Revalent*

*#40915*

*491.07*

*1-14-10*

**GREENUP WATER AND SEWER DEPARTMENT**  
 1005 Walnut St • Greenup, KY 41144  
 (606) 473-7331

SERVICE TO: **P.O. BOX 485**

| SERVICE | PREVIOUS READING | PRESENT READING | CONSUMPTION | AMOUNT |
|---------|------------------|-----------------|-------------|--------|
| WA1     | 62760            | 64908           | 214800      | 591.90 |
| SC1     |                  |                 |             | 10.00  |
| TX1     |                  |                 |             | 35.51  |

#40978  
637.41  
2-5-10

| BOOK            | ACCOUNT                   | FROM                  | TO         |
|-----------------|---------------------------|-----------------------|------------|
| 37              | 6506000                   | 12-22-2009            | 01-20-2010 |
| <b>DUE DATE</b> | <b>PAY AFTER DUE DATE</b> | <b>AMOUNT NOW DUE</b> |            |
| 02-10-2010      |                           | 637.41                | 637.41     |

**GREENUP WATER AND SEWER DEPARTMENT**  
 1005 Walnut St • Greenup, KY 41144  
 (606) 473-7331

SERVICE TO: **P.O. BOX 485**

| SERVICE | PREVIOUS READING | PRESENT READING | CONSUMPTION | AMOUNT |
|---------|------------------|-----------------|-------------|--------|
| WA1     | 64908            | 80278           | 1537000     | 734.6  |
| SC1     |                  |                 |             | 10.0   |
| TX1     |                  |                 |             | 44.0   |

#41063  
788.72  
3-5-10

| BOOK            | ACCOUNT                   | FROM                  | TO         |
|-----------------|---------------------------|-----------------------|------------|
| 37              | 6506000                   | 01-20-2010            | 02-10-2010 |
| <b>DUE DATE</b> | <b>PAY AFTER DUE DATE</b> | <b>AMOUNT NOW DUE</b> |            |
| 03-10-2010      |                           | 788.72                | 788.7      |

**GREENUP WATER AND SEWER DEPARTMENT**  
 1005 Walnut St • Greenup, KY 41144  
 (606) 473-7331

SERVICE TO: **P.O. BOX 485**

| SERVICE | PREVIOUS READING | PRESENT READING | CONSUMPTION | AMOUNT |
|---------|------------------|-----------------|-------------|--------|
| WA1     | 80278            | 97630           | 1735200     | 734.64 |
| SC1     |                  |                 |             | 10.00  |
| TX1     |                  |                 |             | 44.08  |

#41120  
788.72  
4-1-10

CONGRATULATIONS QUILLENS SERVICE STATION  
FOR 50 YEARS IN BUSINESS!!

| BOOK            | ACCOUNT                   | FROM                  | TO         |
|-----------------|---------------------------|-----------------------|------------|
| 37              | 6506000                   | 02-10-2010            | 03-25-2010 |
| <b>DUE DATE</b> | <b>PAY AFTER DUE DATE</b> | <b>AMOUNT NOW DUE</b> |            |
| 04-10-2010      |                           | 788.72                | 788.72     |

**GREENUP WATER AND SEWER DEPARTMENT**  
 1005 Walnut St • Greenup, KY 41144  
 (606) 473-7331

SERVICE TO: **P.O. BOX 485**

| SERVICE | PREVIOUS READING | PRESENT READING | CONSUMPTION | AMOUNT |
|---------|------------------|-----------------|-------------|--------|
| WA1     | 97630            | 106498          | 886800      | 734.6  |
| SC1     |                  |                 |             | 10.00  |
| TX1     |                  |                 |             | 44.00  |

#41204  
788.72  
5-3-2010

| BOOK            | ACCOUNT                   | FROM                  | TO         |
|-----------------|---------------------------|-----------------------|------------|
| 37              | 6506000                   | 03-25-2010            | 04-20-2010 |
| <b>DUE DATE</b> | <b>PAY AFTER DUE DATE</b> | <b>AMOUNT NOW DUE</b> |            |
| 05-10-2010      |                           | 788.72                | 788.72     |

**GREENUP WATER AND SEWER DEPARTMENT**  
 1005 Walnut St • Greenup, KY 41144  
 (606) 473-7331

SERVICE TO: **P.O. BOX 485**

SEE REVERSE FOR IMPORTANT INFORMATION

| SERVICE | PREVIOUS READING | PRESENT READING | CONSUMPTION | AMOUNT |
|---------|------------------|-----------------|-------------|--------|
| WA1     | 110256           | 111001          | 74500       | 453.84 |
| BC1     |                  |                 |             | 10.00  |
| TX1     |                  |                 |             | 27.23  |

#41358  
491.07  
7-8-2010

| BOOK | ACCOUNT | FROM       | TO         |
|------|---------|------------|------------|
| 37   | 6506000 | 05-20-2010 | 06-20-2010 |

**DUE DATE** 07-10-2010 **PAY AFTER DUE DATE** **AMOUNT NOW DUE** 491.07 491.07

**GREENUP WATER AND SEWER DEPARTMENT**  
 1005 Walnut St • Greenup, KY 41144  
 (606) 473-7331

SERVICE TO: **P.O. BOX 485**

SEE REVERSE FOR IMPORTANT INFORMATION

| SERVICE | PREVIOUS READING | PRESENT READING | CONSUMPTION | AMOUNT |
|---------|------------------|-----------------|-------------|--------|
| WA1     | 106498           | 110256          | 375800      | 734.64 |
| BC1     |                  |                 |             | 10.00  |
| TX1     |                  |                 |             | 44.08  |

#41288  
788.72  
6-4-10

| BOOK | ACCOUNT | FROM       | TO         |
|------|---------|------------|------------|
| 37   | 6506000 | 04-20-2010 | 05-20-2010 |

**DUE DATE** 06-10-2010 **PAY AFTER DUE DATE** **AMOUNT NOW DUE** 788.72 788.72

**GREENUP WATER AND SEWER DEPARTMENT**  
 1005 Walnut St • Greenup, KY 41144  
 (606) 473-7331

SERVICE TO: **P.O. BOX 485**

SEE REVERSE FOR IMPORTANT INFORMATION

| SERVICE | PREVIOUS READING | PRESENT READING | CONSUMPTION | AMOUNT |
|---------|------------------|-----------------|-------------|--------|
| WA1     | 116494           | 123293          | 1575700     | 734.64 |
| BC1     |                  | 8958            |             | 10.00  |
| TX1     |                  |                 |             | 44.08  |

#41499  
788.72  
9-1-10

| BOOK | ACCOUNT | FROM       | TO         |
|------|---------|------------|------------|
| 37   | 6506000 | 07-20-2010 | 08-21-2010 |

**DUE DATE** 09-10-2010 **PAY AFTER DUE DATE** **AMOUNT NOW DUE** 788.72 788.72

**GREENUP WATER AND SEWER DEPARTMENT**  
 1005 Walnut St • Greenup, KY 41144  
 (606) 473-7331

SERVICE TO: **P.O. BOX 485**

SEE REVERSE FOR IMPORTANT INFORMATION

| SERVICE | PREVIOUS READING | PRESENT READING | CONSUMPTION | AMOUNT |
|---------|------------------|-----------------|-------------|--------|
| WA1     | 111001           | 116494          | 549300      | 734.64 |
| BC1     |                  |                 |             | 10.00  |
| TX1     |                  |                 |             | 44.08  |

#41443  
788.72  
8-9-2010

| BOOK | ACCOUNT | FROM       | TO         |
|------|---------|------------|------------|
| 37   | 6506000 | 06-20-2010 | 07-20-2010 |

**DUE DATE** 08-10-2010 **PAY AFTER DUE DATE** **AMOUNT NOW DUE** 788.72 788.72

**GREENUP WATER AND SEWER DEPARTMENT**

1005 Walnut St • Greenup, KY 41144  
(606) 473-7331

SERVICE TO:

**PO BOX 485**

SEE REVERSE SIDE FOR IMPORTANT INFORMATION **PO BOX 485 GREENUP KY 41175**

| SERVICE | PREVIOUS READING | PRESENT READING | CONSUMPTION | AMOUNT |
|---------|------------------|-----------------|-------------|--------|
| WAL     | 30443            | 42722           | 1227900     | 734.64 |
| SCL     |                  |                 |             | 10.00  |
| TXL     |                  |                 |             | 44.08  |

# 41730  
\$ 788.72  
12-6-10

OUR OFFICE WILL BE CLOSED DEC. 31 FOR NEW YEARS. HAVE A MERRY CHRISTMAS!!!!

| BOOK       | ACCOUNT            | FROM           | TO         |
|------------|--------------------|----------------|------------|
| 37         | 6506001            | 10-22-2010     | 11-18-2010 |
| DUE DATE   | PAY AFTER DUE DATE | AMOUNT NOW DUE |            |
| 12-10-2010 | 788.72             | 788.72         |            |

**GREENUP WATER AND SEWER DEPARTMENT**

1005 Walnut St • Greenup, KY 41144  
(606) 473-7331

SERVICE TO:

**P.O. BOX 485**

SEE REVERSE SIDE FOR IMPORTANT INFORMATION **P.O. BOX 485 GREENUP KY 41175**

| SERVICE | PREVIOUS READING | PRESENT READING | CONSUMPTION | AMOUNT |
|---------|------------------|-----------------|-------------|--------|
| WAL     | 8955             | 18718           | 976000      | 734.64 |
| SCL     |                  |                 |             | 10.00  |
| TXL     |                  |                 |             | 44.08  |

# 41575  
788.72  
10-6-10

CITY OF GREENUP TRICK OR TREAT NIGHT IS FROM 6-9PM ON OCT. 30, 2010

| BOOK       | ACCOUNT            | FROM           | TO         |
|------------|--------------------|----------------|------------|
| 37         | 6506000            | 08-21-2010     | 09-20-2010 |
| DUE DATE   | PAY AFTER DUE DATE | AMOUNT NOW DUE |            |
| 10-10-2010 | 788.72             | 788.72         |            |

ALL-STATE MEDICAL BOARD (504) 881-1111



**The South Shore Water Works Company  
Depreciation Schedule  
ending 12/31/10**

**PSC**

| Description        | Acquired   | Cost/Basis        | Life yrs. | Prior Dep. | Dep.     |
|--------------------|------------|-------------------|-----------|------------|----------|
| <b>Land</b>        |            |                   |           |            |          |
| Land & Rights      |            | 4529              |           | 0          | 0        |
| <b>Total Land</b>  |            | <b>\$4,529.00</b> |           | <b>0</b>   | <b>0</b> |
| <b>Water Wells</b> |            |                   |           |            |          |
| Well #1            | 1/1/1952   | 3084              | 50        | 3084       | 0        |
| Well #2            | 1/1/1957   | 3653.82           | 50        | 3652.82    | 0        |
| Well #3            | 1/1/1964   | 5805.05           | 50        | 5340.6     | 116.1    |
| Well #4            | 1/1/1975   | 5734              | 50        | 4013.8     | 114.68   |
| Well #5            | 9/1/1976   | 12085             | 50        | 8547.8     | 271.7    |
| Well #6            | 9/1/1977   | 20462.88          | 50        | 13505.58   | 409.26   |
| Overhaul           | 11/1/1978  | 2690.67           | 50        | 1721.92    | 53.81    |
| Major Repair       | 9/1/1978   | 1798.65           | 50        | 1141.04    | 35.97    |
| Well #7            | 1/1/1978   | 22833             | 50        | 14613.12   | 456.66   |
| Major Repair       | 8/1/1980   | 5389.75           | 50        | 3233.7     | 107.79   |
| Well #8            | 11/3/1983  | 7140.8            | 15        | 7140.8     | 0        |
| Well #9            | 12/5/1983  | 6960.8            | 15        | 6960.8     | 0        |
| Water Well         | 9/27/1984  | 8402.1            | 15        | 8402.1     | 0        |
| Well Structure     | 3/13/1985  | 205               | 15        | 205        | 0        |
| Improvement        | 3/29/1985  | 1370.5            | 15        | 1370.5     | 0        |
| W. Pump            | 7/19/1985  | 1631.4            | 15        | 1631.4     | 0        |
| W. Pump            | 9/16/1985  | 126.6             | 15        | 126.6      | 0        |
| Wells              | 8/19/1986  | 208.92            | 15        | 208.92     | 0        |
| Major Repair       | 9/16/1986  | 13236.12          | 50        | 6353.28    | 264.72   |
| Wells              | 10/15/1986 | 343.6             | 15        | 343.6      | 0        |
| Wells              | 4/1/1987   | 3682.8            | 15        | 3682.8     | 0        |
| Wells              | 7/15/1987  | 829.48            | 15        | 829.48     | 0        |
| Wells              | 5/1/1991   | 11210             | 15        | 11210      | 0        |
| Wells              | 5/15/1992  | 3201              | 15        | 3201       | 0        |
| Wells              | 8/14/1992  | 1600.5            | 15        | 1600.5     | 0        |
| Wells              | 0/0/94     | 20479.95          | 40        | 8192       | 512      |
| Well #11           | 0/0/95     | 22782.85          | 40        | 8545.3     | 569.68   |
| Well #12 E.E.      | 4/15/1996  | 830.2             | 20        | 622.65     | 41.51    |
| Well #12 E.E.      | 4/15/1996  | 754.95            | 20        | 528.5      | 37.75    |
| Well #12           | 5/15/1996  | 19517.35          | 40        | 6849.44    | 489.96   |
| Well #12 pump      | 5/15/1996  | 2706.45           | 10        | 2706.45    | 0        |
| Well Sup. line     | 5/15/1996  | 1152.25           | 40        | 403.34     | 28.81    |
| Pump Well #6       | 5/15/1998  | 3910.85           | 10        | 3910.85    | 0        |
| Pump Well #5       | 9/15/1998  | 4737.5            | 10        | 4737.5     | 0        |
| Wells              | 4/15/1999  | 4941              | 10        | 4941       | 0        |
| Wells              | 8/13/1999  | 11884.85          | 10        | 11884.85   | 0        |
| Wells              | 9/15/1999  | 1120              | 10        | 1120       | 0        |
| Motor Well #10     | 4/14/2000  | 2000              | 10        | 2000       | 0        |
| Pump Well 5,6      | 6/15/2000  | 5824.8            | 10        | 5824.8     | 0        |
| Motor Well #12     | 8/15/2000  | 2005              | 10        | 2005       | 0        |
| Pump Well #3       | 9/15/2000  | 3129              | 10        | 3129       | 0        |
| Pump Well #11      | 10/13/2000 | 4184              | 10        | 4184       | 0        |
| Improvement 1,2,3  | 12/18/2000 | 5354              | 10        | 5354       | 0        |
| Pump Unit W1       | 3/15/2001  | 3079              | 7         | 3079       | 0        |

|                    |            |                     |    |                     |                    |
|--------------------|------------|---------------------|----|---------------------|--------------------|
| Pump Unit W9       | 8/15/2001  | 2380                | 7  | 2380                | 0                  |
| Pump Unit W6       | 8/16/2002  | 2419                | 5  | 2419                | 0                  |
| Pump Unit W        | 1/15/2003  | 3091                | 10 | 2163.7              | 309.1              |
| Pump Unit W12      | 3/14/2003  | 4506                | 10 | 3154.2              | 450.6              |
| Units W5,6,8       | 4/15/2003  | 7449                | 10 | 5214.3              | 744.9              |
| Motor Well 4       | 6/13/2003  | 1856                | 7  | 1855.98             | 0.02               |
| Pump Well 12       | 10/15/2003 | 2982                | 7  | 2982                | 0                  |
| Pump Unit W 1      | 1/15/2004  | 2613.75             | 7  | 2240.34             | 373.39             |
| Pump Unit W 12     | 3/15/2005  | 4142.6              | 7  | 2959                | 591.8              |
| Pump Unit W 2      | 5/13/2005  | 3236                | 7  | 2311.45             | 462.29             |
| Pump Unit W 3      | 9/15/2005  | 3373                | 7  | 2409.3              | 481.86             |
| Pump Unit W 5      | 10/14/2005 | 2650                | 7  | 1892.85             | 378.57             |
| Pump Unit W 11     | 12/15/2005 | 3975                | 7  | 2839.3              | 567.86             |
| Pump Unit W 4      | 3/15/2006  | 3429.25             | 5  | 2743.4              | 685.85             |
| Piping Well 6      | 8/15/2006  | 930.41              | 5  | 744.08              | 186.02             |
| Pump Unit W 6      | 9/1/2006   | 3490.7              | 5  | 2792.56             | 698.14             |
| P Units W1-2-8     | 4/20/2007  | 8487                | 5  | 5092.2              | 1697.4             |
| Pump Unit W 9      | 7/2/2007   | 3683.8              | 5  | 2210.28             | 736.76             |
| Pump Unit W 5      | 9/1/2007   | 4030.91             | 5  | 2418.54             | 806.18             |
| Pump Unit W8       | 2/15/2008  | 3966.91             | 5  | 1586.76             | 793.38             |
| Pump Unit W3       | 5/15/2008  | 2829                | 5  | 1131.6              | 565.8              |
| Pump Unit W6       | 8/15/2008  | 3466.12             | 5  | 1386.44             | 693.22             |
| Units W9-10        | 2/15/2009  | 7859.2              | 5  | 1571.84             | 1571.84            |
| Unit w1            | 3/15/2009  | 3002.2              | 5  | 600.44              | 600.44             |
| Unit W5            | 7/15/2009  | 3955.66             | 5  | 791.13              | 791.13             |
| Motor W10          | 7/15/2009  | 2906.2              | 5  | 581.24              | 581.24             |
| Unit W12           | 10/15/2009 | 3978.06             | 5  | 795.61              | 795.61             |
| Unit W1            | 10/15/2009 | 3241.06             | 5  | 648.21              | 648.21             |
| Unit W 9           | 1/15/2010  | 4837.48             | 5  | 0                   | 967.5              |
| Unit W 3           | 2/15/2010  | 3655.7              | 5  | 0                   | 731.14             |
| Unit W 8           | 2/15/2010  | 3537.2              | 5  | 0                   | 707.44             |
| Pump W 2           | 6/15/2010  | 2297.2              | 5  | 0                   | 459.44             |
| Unit W3, 11        | 8/13/2010  | 6465.9              | 5  | 0                   | 1313.18            |
| <b>Total Wells</b> |            | <b>\$388,803.75</b> |    | <b>\$252,054.59</b> | <b>\$23,900.71</b> |

### Building

|                    |            |         |    |          |        |
|--------------------|------------|---------|----|----------|--------|
| Pump House         | 1/1/1945   | 2807.79 | 40 | 2807.79  | 0      |
| Pump House         | 1/1/1953   | 532.44  | 40 | 532.44   | 0      |
| Pump House         | 1/1/1963   | 6817.98 | 40 | 6817.98  | 0      |
| Pump House         | 1/1/1972   | 6015.13 | 40 | 5714.44  | 150.38 |
| Pump House         | 1/1/1973   | 3969.05 | 40 | 3671.51  | 99.23  |
| Pump House         | 9/1/1976   | 697.44  | 40 | 592.96   | 17.44  |
| Pump House         | 2/21/1986  | 240.76  | 40 | 144.48   | 6.02   |
| Pump House         | 3/31/1986  | 938     | 40 | 562.8    | 23.45  |
| New Roof           | 12/1/1991  | 24005   | 40 | 11402.47 | 600.13 |
| Garage door        | 4/8/2002   | 398.3   | 15 | 212.4    | 26.55  |
| Building Improver  | 9/18/2003  | 750     | 15 | 350      | 50     |
| Building Improver  | 9/25/2003  | 750     | 15 | 350      | 50     |
| Clearwell Building | 10/21/2005 | 10000   | 40 | 1250     | 250    |
| Clearwell Building | 11/23/2005 | 7000    | 40 | 875      | 175    |
| Clearwell Building | 2/15/2006  | 31000   | 40 | 3100     | 775    |
| Clearwell Building | 3/6/2006   | 5000    | 40 | 500      | 125    |
| Clearwell Building | 3/16/2006  | 2500    | 40 | 250      | 62.5   |
| Clearwell Building | 3/22/2006  | 2500    | 40 | 250      | 62.5   |

|                       |            |                     |    |                    |                   |
|-----------------------|------------|---------------------|----|--------------------|-------------------|
| Clearwell Building    | 5/15/2006  | 500                 | 15 | 133.32             | 33.33             |
| Room addition         | 7/15/2009  | 532.8               | 20 | 26.64              | 26.64             |
| Room addition         | 9/15/2009  | 511.97              | 20 | 25.6               | 25.6              |
| Room addition         | 10/15/2009 | 1034.39             | 20 | 51.72              | 51.72             |
| Room addition         | 11/13/2009 | 717.4               | 20 | 35.87              | 35.87             |
| Room addition         | 11/15/2009 | 501.89              | 20 | 25.09              | 25.09             |
| Room addition         | 12/18/2009 | 887.52              | 20 | 44.38              | 44.38             |
| BW Sewer Tap          | 10/12/2010 | 1000                | 40 | 0                  | 25                |
| BW Sewer              | 11/15/2010 | 444.04              | 20 | 0                  | 22.2              |
| BW Sewer              | 12/15/2010 | 293.39              | 20 | 0                  | 14.67             |
| BW Sewer              | 12/15/2010 | 2713.7              | 40 | 0                  | 67.84             |
| <b>Total Building</b> |            | <b>\$115,058.99</b> |    | <b>\$39,726.89</b> | <b>\$2,845.54</b> |

| Description                | Acquired   | Cost/Basis | life yrs. | Prior Dep. | Dep.   |
|----------------------------|------------|------------|-----------|------------|--------|
| <b>Elec.Pump Equipment</b> |            |            |           |            |        |
| Elec.Pump Eq               | 1/1/1953   | 2250.07    | 20        | 2550.07    | 0      |
| EPE                        | 1/1/1957   | 1698.35    | 20        | 1698.35    | 0      |
| EPE                        | 1/1/1958   | 1192.68    | 20        | 1192.68    | 0      |
| EPE                        | 1/1/1960   | 815.55     | 20        | 815.65     | 0      |
| EPE                        | 1/1/1962   | 1421.4     | 20        | 1421.4     | 0      |
| EPE                        | 1/1/1964   | 1115.57    | 20        | 1115.57    | 0      |
| EPE                        | 1/1/1966   | 462.79     | 20        | 462.79     | 0      |
| EPE                        | 1/1/1971   | 1553.25    | 20        | 1553.25    | 0      |
| EPE                        | 1/1/1971   | 1946.43    | 20        | 1946.43    | 0      |
| EPE                        | 1/1/1972   | 715.85     | 20        | 715.85     | 0      |
| EPE                        | 1/1/1972   | 640.88     | 20        | 640.88     | 0      |
| EPE                        | 1/1/1975   | 525        | 20        | 525        | 0      |
| EPE                        | 9/1/1976   | 4005.75    | 20        | 4005.75    | 0      |
| EPE                        | 12/1/1976  | 4749.08    | 20        | 4749.08    | 0      |
| EPE                        | 4/1/1977   | 913.5      | 20        | 913.5      | 0      |
| EPE                        | 6/1/1978   | 3125.85    | 20        | 3125.85    | 0      |
| EPE                        | 1/1/1981   | 1153.32    | 20        | 1153.32    | 0      |
| EPE                        | 6/1/1981   | 1007.55    | 20        | 1007.55    | 0      |
| EPE                        | 10/1/1982  | 1113       | 20        | 1113       | 0      |
| EPE                        | 8/11/1983  | 1397.76    | 20        | 1397.76    | 0      |
| EPE                        | 10/28/1983 | 960.6      | 20        | 960.96     | 0      |
| EPE                        | 12/29/1983 | 2853.78    | 20        | 2853.78    | 0      |
| EPE                        | 3/19/1982  | 1234.13    | 20        | 1234.13    | 0      |
| EPE                        | 2/10/1984  | 1372.26    | 20        | 1372.26    | 0      |
| EPE                        | 3/9/1984   | 1920.39    | 20        | 1920.39    | 0      |
| EPE                        | 4/20/1984  | 1542.71    | 20        | 1542.71    | 0      |
| EPE                        | 5/10/1985  | 1376.84    | 20        | 1376.84    | 0      |
| EPE                        | 10/15/1985 | 1155       | 20        | 1155       | 0      |
| EPE                        | 4/10/1985  | 1443.75    | 20        | 1443.75    | 0      |
| EPE                        | 6/13/1986  | 183.55     | 20        | 183.55     | 0      |
| EPE                        | 6/10/1987  | 485        | 20        | 485        | 0      |
| EPE                        | 2/15/1988  | 2053.61    | 20        | 2053.61    | 0      |
| EPE                        | 3/15/1988  | 4038.26    | 20        | 4038.26    | 0      |
| EPE                        | 8/26/1988  | 133.76     | 20        | 133.76     | 0      |
| Pumps                      | 3/1/1991   | 8767.2     | 20        | 8322.84    | 438.36 |
| Pressure Recd              | 4/15/1992  | 530.25     | 20        | 477.18     | 26.51  |
| Pumps                      | 9/15/1992  | 4121.5     | 20        | 3709.44    | 206.08 |
| Pumps                      | 10/15/1992 | 4047       | 20        | 3642.3     | 202.35 |
| Pump Filter                | 5/30/1997  | 2714.66    | 10        | 2714.66    | 0      |
| Pump 3 Recon               | 5/30/1997  | 461.01     | 10        | 461.01     | 0      |



|                       |            |                     |    |                     |                   |
|-----------------------|------------|---------------------|----|---------------------|-------------------|
| Pump                  | 10/15/1997 | 917.94              | 10 | 917.94              | 0                 |
| Booster Pump          | 6/15/1998  | 2178.43             | 10 | 2178.43             | 0                 |
| Booster Acces         | 6/15/1998  | 1467.2              | 10 | 1467.2              | 0                 |
| Booster Install       | 6/15/1998  | 1200                | 10 | 1200                | 0                 |
| Booster E. Eq.        | 7/15/1998  | 493.97              | 10 | 493.97              | 0                 |
| Booster E. Eq.        | 7/15/1998  | 439.25              | 10 | 439.25              | 0                 |
| Booster E. Eq.        | 7/15/1998  | 832.28              | 10 | 832.28              | 0                 |
| Pump #2 Acce          | 8/14/1998  | 2796.15             | 10 | 2796.15             | 0                 |
| Pump Eq.              | 4/15/1999  | 875                 | 10 | 875                 | 0                 |
| Pump Eq.              | 10/15/1999 | 1091.8              | 10 | 1091.8              | 0                 |
| Pump Eq.              | 11/15/1999 | 1170.55             | 10 | 1170.55             | 0                 |
| E.P.Q. filter         | 2/15/2001  | 552.92              | 7  | 552.92              | 0                 |
| E.P.Q                 | 7/16/2001  | 543.88              | 7  | 543.88              | 0                 |
| Capacitor             | 6/4/2002   | 5970                | 20 | 2388                | 298.5             |
| Safety Box p-2        | 10/15/2002 | 961.83              | 15 | 512.96              | 64.12             |
| EPE                   | 3/14/2003  | 913.09              | 10 | 639.17              | 91.31             |
| EPE                   | 6/13/2003  | 334.47              | 5  | 334.47              | 0                 |
| Hi Svc pump 2         | 3/15/2004  | 2898.37             | 20 | 869.52              | 144.92            |
| Safy Box pump7        | 7/20/2004  | 874.07              | 20 | 262.2               | 43.7              |
| EPE                   | 2/15/2005  | 1034.15             | 15 | 344.7               | 68.94             |
| EPE                   | 8/15/2005  | 879.36              | 15 | 293.1               | 58.62             |
| Hi Svc pump 2         | 11/15/2005 | 3551                | 20 | 887.75              | 177.55            |
| Timers                | 12/15/2005 | 245.6               | 5  | 245.6               | 0                 |
| Pump 7 foot valve     | 1/13/2006  | 815.12              | 10 | 326.04              | 81.51             |
| Imp unit pump 2       | 12/15/2006 | 2782.52             | 5  | 2226                | 556.5             |
| Brass floats          | 12/14/2007 | 355.78              | 5  | 213.48              | 71.16             |
| Imp unit pump 1       | 12/14/2007 | 2190.67             | 5  | 1314.39             | 438.13            |
| Pump Imp. Impro       | 7/15/2008  | 2881.87             | 10 | 576.38              | 288.19            |
| Imp. Imp P7           | 9/15/2008  | 3550.62             | 10 | 710.12              | 355.06            |
| 5 Pump clocks         | 9/15/2008  | 949.09              | 5  | 379.64              | 189.82            |
| HiSvcpump3Verti       | 11/14/2008 | 12353.46            | 20 | 1235.34             | 617.67            |
| Starter pump 1        | 12/15/2008 | 1168.13             | 15 | 155.76              | 77.88             |
| Filter Pump           | 1/15/2009  | 3319.03             | 15 | 221.27              | 221.27            |
| EPE                   | 4/15/2009  | 691.81              | 15 | 46.12               | 46.12             |
| Starter W6            | 9/15/2009  | 793.29              | 15 | 52.89               | 52.89             |
| EPE                   | 12/18/2009 | 826.89              | 15 | 55.13               | 55.13             |
| 2 Chem pumps          | 5/14/2010  | 1350.54             | 5  | 0                   | 270.11            |
| 2 Starters            | 6/15/2010  | 1241.73             | 15 | 0                   | 82.78             |
| Filter Clock Drive    | 7/15/2010  | 1378                | 5  | 0                   | 275.6             |
| EPE                   | 8/13/2010  | 330.83              | 5  | 0                   | 66.17             |
| <b>Total E.P. Eq.</b> |            | <b>\$142,399.58</b> |    | <b>\$101,034.56</b> | <b>\$5,566.95</b> |

| Description                | Acquired  | Cost/Basis | Life yrs. | Prior Dep. | Dep    |
|----------------------------|-----------|------------|-----------|------------|--------|
| <b>Treatment Equipment</b> |           |            |           |            |        |
| Chlorinator                | 1/1/1959  | 1260.58    | 50        | 1255.73    | 4.85   |
| Fixtures                   | 1/1/1973  | 1783.4     | 20        | 1783.4     | 0      |
| Fixtures                   | 1/1/1975  | 250        | 20        | 250        | 0      |
| Treatment Eq.              | 9/16/1986 | 674.63     | 50        | 323.76     | 13.49  |
| Sand Filter                | 9/16/1986 | 44700.4    | 50        | 21456.24   | 894.01 |
| Treatment Eq.              | 3/6/1987  | 2614.96    | 20        | 2614.96    | 0      |
| Treatment Eq.              | 5/15/1987 | 1908.62    | 20        | 1908.62    | 0      |
| Treatment Eq.              | 2/2/1988  | 25292.39   | 20        | 25292.39   | 0      |
| Test Eq.                   | 3/15/1993 | 575        | 20        | 488.75     | 28.75  |
| Gasoline pump              | 6/15/1995 | 6358.94    | 20        | 5087.2     | 317.95 |
| Chlorinator                | 2/15/1997 | 6167.54    | 10        | 6167.54    | 0      |

|                       |            |                     |    |                     |                    |
|-----------------------|------------|---------------------|----|---------------------|--------------------|
| Chemical pump         | 11/14/1997 | 700.3               | 10 | 700.3               | 0                  |
| Chemical pump         | 12/15/1997 | 862.01              | 10 | 862.01              | 0                  |
| CL2 test Eq.          | 9/15/2000  | 663.95              | 10 | 664                 | -0.05              |
| pH test Eq.           | 11/15/2000 | 483.98              | 10 | 484                 | -0.02              |
| filter pump unit      | 2/15/2001  | 2884.04             | 7  | 2884.04             | 0                  |
| T. Eq. CL2            | 2/15/2001  | 507.74              | 7  | 507.74              | 0                  |
| Filter 3 Media        | 4/11/2003  | 1168.68             | 10 | 818.09              | 116.87             |
| KMNO4 pump            | 7/20/2004  | 512.06              | 7  | 438.9               | 73.15              |
| Treatment Eq.         | 7/15/2004  | 428.93              | 7  | 367.68              | 61.28              |
| 3 Filter Clocks       | 4/15/2005  | 6663                | 15 | 2221                | 444.2              |
| Foot Valve #7         | 7/1/2005   | 915.51              | 10 | 457.75              | 91.55              |
| pH Meter              | 8/15/2005  | 617.87              | 7  | 441.35              | 88.27              |
| Repairs Filter 3      | 9/30/2005  | 600                 | 10 | 300                 | 60                 |
| Media Filter 3        | 11/15/2005 | 6317.98             | 10 | 3159                | 631.8              |
| Diffuser Filter 3     | 12/15/2005 | 3655.22             | 15 | 1218.4              | 243.68             |
| Filter Media          | 1/13/2006  | 9047.1              | 10 | 3618.84             | 904.71             |
| KMNO4 pump            | 5/17/2006  | 947.45              | 5  | 757.96              | 189.49             |
| Filter 2 Piolet Unit  | 8/15/2006  | 1531.18             | 10 | 612.48              | 153.12             |
| Chlorinator           | 12/1/2006  | 3225.58             | 10 | 1290.24             | 322.56             |
| Filter Pump Unit      | 12/15/2006 | 3498.92             | 7  | 1999.4              | 499.85             |
| Filter Pump Unit      | 12/29/2006 | 5426                | 7  | 3120.56             | 775.14             |
| cl2 gas detector      | 2/15/2008  | 2057.26             | 10 | 411.46              | 205.73             |
| Treat. Ep.            | 3/14/2008  | 781.34              | 5  | 312.54              | 156.27             |
| KMnO4 pump            | 4/15/2008  | 1023.33             | 5  | 409.34              | 204.67             |
| Fe & mn Tester        | 5/16/2008  | 956.62              | 7  | 273.32              | 136.66             |
| Chem drum pump        | 7/15/2008  | 933.67              | 5  | 373.46              | 186.73             |
| Filter Media          | 9/15/2008  | 8268                | 7  | 2362.28             | 1181.14            |
| Felter Media          | 10/15/2008 | 3637.92             | 7  | 1039.4              | 519.7              |
| 100 lb Cl2nator       | 10/15/2008 | 1678.82             | 10 | 335.76              | 167.88             |
| Filter Pump Unit      | 11/14/2008 | 7118                | 5  | 2847.2              | 1423.6             |
| Comp. Fil. Pump       | 2/15/2009  | 3235.99             | 15 | 215.73              | 215.73             |
| Filter Repair         | 4/15/2009  | 735                 | 7  | 105                 | 105                |
| Filter Media          | 4/15/2009  | 5090.12             | 7  | 727.16              | 727.16             |
| Cont.cl2 Analyzer     | 12/15/2009 | 7897                | 10 | 789.7               | 789.7              |
| Cont.cl2 Analyzer     | 12/18/2009 | 1248.15             | 15 | 83.21               | 83.21              |
| Pump Harness          | 12/15/2009 | 1115.12             | 20 | 55.76               | 55.76              |
| <b>Total Treat Eq</b> |            | <b>\$188,020.30</b> |    | <b>\$103,893.65</b> | <b>\$12,073.59</b> |

| Description       | Acquired   | Cost/Basis | Life yrs. | Prior Dep. | Dep    |
|-------------------|------------|------------|-----------|------------|--------|
| <b>Reservoirs</b> |            |            |           |            |        |
| Reservoir         | 1/1/1946   | 3224.71    | 50        | 3224.71    | 0      |
| Reservior         | 1/1/1957   | 7186.48    | 50        | 7186.48    | 0      |
| Reservior         | 1/1/1958   | 6494.48    | 50        | 6494.48    | 0      |
| Reservior         | 1/1/1968   | 6189.01    | 50        | 5198.76    | 123.78 |
| Reservior         | 1/1/1985   | 20045.2    | 40        | 12528.25   | 501.13 |
| Reservior         | 11/1/1987  | 550        | 20        | 550        | 0      |
| Tanks             | 7/1/1991   | 21670.94   | 50        | 6424.98    | 443.42 |
| Reservior         | 11/1/1991  | 1275       | 20        | 1211.25    | 63.75  |
| Tank              | 3/31/1992  | 652.5      | 50        | 234.9      | 13.05  |
| Reservior         | 3/31/1992  | 1567.2     | 50        | 564.12     | 31.34  |
| Tank              | 4/30/1992  | 6340       | 50        | 2282.4     | 126.8  |
| PVC               | 4/15/1992  | 216.31     | 50        | 77.94      | 4.33   |
| SVC               | 4/15/1992  | 735.92     | 50        | 264.96     | 14.72  |
| Tank              | 7/17/1992  | 3120       | 50        | 1123.2     | 62.4   |
| Clean Clearwell   | 11/14/1997 | 5550       | 10        | 5550       | 0      |

|                         |            |                     |    |                     |                   |
|-------------------------|------------|---------------------|----|---------------------|-------------------|
| K. Hollow Resv          | 1/2/1998   | 2470                | 40 | 741                 | 61.75             |
| K. Hollow Res.          | 6/10/1998  | 1060                | 40 | 318                 | 26.5              |
| K. Hollow Res.          | 6/15/1998  | 7850                | 40 | 2355                | 196.25            |
| K. Hollow Res.          | 6/15/1998  | 12570               | 40 | 3771                | 314.25            |
| K. Hollow Res.          | 7/15/1998  | 29330               | 40 | 8799                | 733.25            |
| Grav. road              | 9/15/1998  | 480                 | 10 | 480                 | 0                 |
| Maloneton Resv          | 10/15/1998 | 15000               | 40 | 4500                | 375               |
| Maloneton Res.          | 10/15/1998 | 1233.75             | 40 | 370.08              | 30.84             |
| Maloneton Res.          | 10/15/1998 | 33786               | 40 | 10135.8             | 844.65            |
| Maloneton Res.          | 11/13/1998 | 16893               | 40 | 5067.96             | 422.33            |
| Grav. road              | 11/13/1998 | 545                 | 10 | 545                 | 0                 |
| Mal. R. painting        | 12/15/1998 | 5631                | 10 | 5631                | 0                 |
| Reservior               | 5/14/1999  | 1657.59             | 40 | 455.84              | 41.44             |
| Fullerton Res.          | 1/15/2001  | 2437.47             | 15 | 1462.5              | 162.5             |
| Fullerton Res.          | 6/14/2002  | 493.65              | 15 | 262.28              | 32.91             |
| Fullerton Res.          | 6/14/2002  | 7000                | 15 | 3733.36             | 466.67            |
| Fullerton Res.          | 7/15/2002  | 6635                | 15 | 3538.64             | 442.33            |
| Morton Res.             | 10/15/2002 | 2500                | 15 | 1334.36             | 166.67            |
| Morton Res.             | 11/15/2002 | 1584.2              | 15 | 844.88              | 105.61            |
| Morton Res.             | 11/15/2002 | 9190.5              | 15 | 4901.6              | 612.7             |
| K. H. Float Gage        | 8/15/2003  | 475                 | 15 | 221.68              | 31.67             |
| Mal. Float G. Imp       | 6/15/2004  | 895                 | 15 | 358.02              | 59.67             |
| Morton Harness          | 6/15/2006  | 790.4               | 15 | 210.76              | 52.69             |
| <b>Total Reserviors</b> |            | <b>\$245,325.31</b> |    | <b>\$112,954.19</b> | <b>\$6,564.40</b> |

| Description               | Acquired  | Cost/Basis | Life yrs. | Prior Dep. | Dep.  |
|---------------------------|-----------|------------|-----------|------------|-------|
| <b>Distribution Mains</b> |           |            |           |            |       |
| Main #1                   | 1/1/1941  | 824.02     | 50        | 824.02     | 0     |
|                           | 2         | 653.5      | 50        | 653.5      | 0     |
|                           | 3         | 2647.99    | 50        | 2647.99    | 0     |
|                           | 4         | 2100.74    | 50        | 2100.74    | 0     |
|                           | 5         | 109.17     | 50        | 109.17     | 0     |
|                           | 6         | 1017.36    | 50        | 1037.36    | 0     |
|                           | 7         | 1621.07    | 50        | 1621.07    | 0     |
|                           | 8         | 2483.83    | 50        | 2483.83    | 0     |
|                           | 9         | 629.15     | 50        | 629.15     | 0     |
|                           | 10        | 187.92     | 50        | 187.92     | 0     |
|                           | 11        | 3783.85    | 50        | 3783.85    | 0     |
|                           | 12        | 819.41     | 50        | 519.5      | -0.09 |
|                           | 13        | 67.22      | 50        | 66.15      | 1.35  |
|                           | 14        | 544.75     | 50        | 512.3      | 10.9  |
|                           | 14        | 47.06      | 50        | 44.18      | 0.94  |
|                           | 15        | 217.9      | 50        | 200.56     | 4.36  |
|                           | 16        | 655.52     | 50        | 589.95     | 13.11 |
|                           | 17        | 2188.12    | 50        | 1925.44    | 43.76 |
|                           | 18        | 28215      | 50        | 24829.2    | 564.3 |
|                           | 19        | 1862.26    | 50        | 1490       | 37.25 |
|                           | 20        | 4573.95    | 50        | 3567.72    | 91.48 |
|                           | 20        | 959.74     | 50        | 748.41     | 19.19 |
|                           | 21        | 153.62     | 50        | 116.66     | 3.07  |
|                           | 22        | 8740.17    | 50        | 6476.6     | 174.8 |
|                           | 23        | 4370.23    | 50        | 3087.7     | 87.4  |
|                           | 24        | 1187.6     | 50        | 831.25     | 23.75 |
| Schultz Main              | 10/1/1976 | 334.88     | 50        | 227.8      | 6.7   |
| Main #25                  | 5/1/1977  | 4140.14    | 50        | 2815.2     | 82.8  |

|                |    |            |          |    |         |        |
|----------------|----|------------|----------|----|---------|--------|
|                | 26 | 6/1/1977   | 4006.95  | 50 | 2614.62 | 80.14  |
| New Line       |    | 6/1/1978   | 1040.82  | 50 | 666.42  | 20.84  |
| T&DM           |    | 4/13/1984  | 401.89   | 50 | 209.04  | 8.04   |
| TDM            |    | 12/10/1984 | 567.41   | 50 | 294.71  | 11.32  |
| TDM            |    | 12/14/1984 | 2863.82  | 50 | 1489.28 | 57.28  |
| TDM            |    | 12/20/1984 | 119.7    | 50 | 62.14   | 2.39   |
| TDM            |    | 12/20/1984 | 419.87   | 50 | 218.4   | 8.4    |
| TDM            |    | 12/31/1984 | 225.72   | 50 | 117.26  | 4.51   |
| TDM            |    | 12/31/1984 | 997.5    | 50 | 448.7   | 19.95  |
| TDM            |    | 12/31/1984 | 213.75   | 50 | 111.28  | 4.28   |
| TDM            |    | 12/31/1984 | 68.4     | 50 | 35.63   | 1.37   |
| TDM            |    | 1/1/1985   | 11292.31 | 50 | 7057.75 | 282.31 |
| Mains          |    | 3/7/1986   | 534.09   | 50 | 256.24  | 10.68  |
| Mains          |    | 4/16/1986  | 87.75    | 50 | 42.24   | 1.76   |
| Mains          |    | 5/16/1986  | 2735.22  | 50 | 1312.8  | 54.7   |
| Mains          |    | 7/8/1986   | 626.98   | 50 | 300.96  | 12.54  |
| Mains          |    | 7/25/1986  | 369.93   | 50 | 177.6   | 7.4    |
| Mains          |    | 9/15/1987  | 458.02   | 50 | 210.68  | 9.16   |
| T&DM           |    | 5/13/1988  | 702.58   | 50 | 309.1   | 14.05  |
| TDM            |    | 6/17/1988  | 865.4    | 50 | 380.82  | 17.31  |
| TDM            |    | 7/8/1988   | 4985.6   | 50 | 2193.62 | 99.71  |
| TDM            |    | 8/5/1988   | 2870.95  | 50 | 1197.24 | 54.42  |
| TDM            |    | 10/21/1988 | 689.26   | 50 | 202.06  | 13.79  |
| Mains          |    | 1/1/1966   | 6323.4   | 50 | 5564.69 | 126.47 |
| Pit Main       |    | 3/13/1992  | 843.6    | 50 | 303.66  | 16.87  |
| Pit Main       |    | 4/15/1992  | 78.55    | 50 | 28.26   | 1.57   |
| Mains          |    | 4/15/1993  | 460.62   | 50 | 165.78  | 9.21   |
| Mains          |    | 5/7/1993   | 271.89   | 50 | 92.48   | 5.44   |
| Mains          |    | 9/15/1993  | 1787.62  | 50 | 607.75  | 35.75  |
| Mains          |    | 0/0/95     | 2649.08  | 40 | 996.45  | 66.23  |
| Mains          |    | 7/15/1996  | 205.77   | 40 | 71.96   | 5.14   |
| Mains          |    | 8/15/1996  | 891.9    | 40 | 312.2   | 22.3   |
| Mains          |    | 8/15/1996  | 452.84   | 40 | 158.48  | 11.32  |
| Mains          |    | 11/15/1997 | 19330.17 | 40 | 6282.25 | 483.25 |
| Mains          |    | 11/15/1997 | 4000     | 40 | 1300    | 100    |
| Mains          |    | 12/1/1997  | 1800     | 40 | 585     | 45     |
| Mains          |    | 12/15/1997 | 14300    | 40 | 4547.5  | 357.5  |
| Mains          |    | 12/15/1997 | 4337     | 40 | 1409.59 | 108.43 |
| Mains          |    | 12/15/1997 | 615.42   | 40 | 203.07  | 15.39  |
| Mains          |    | 12/15/1997 | 8366.84  | 40 | 2719.41 | 209.17 |
| Bank Closing   |    | 12/15/1997 | 668      | 20 | 434.2   | 33.4   |
| PSC 94-188     |    | 0/0/93     | 392      | 10 | 392     | 0      |
| PSC 94-188     |    | 0/0/93     | 639      | 10 | 639     | 0      |
| PSC 94-188     |    | 0/0/93     | 2728     | 10 | 2728    | 0      |
| PSC 94-188     |    | 0/0/93     | 10676    | 10 | 10676   | 0      |
| PSC 97-321     |    | 0/0/96     | 1720     | 40 | 602.14  | 43.01  |
| Mains          |    | 11/14/1997 | 409.9    | 40 | 133.25  | 10.25  |
| W. Oak Main    |    | 1/1998     | 5470     | 40 | 1641    | 136.75 |
| Fullerton Main |    | 3/6/1998   | 3630     | 40 | 1089    | 90.75  |
| Fullerton Main |    | 3/20/1998  | 822.87   | 40 | 246.84  | 20.57  |
| SS Drive Alley |    | 3/24/1998  | 6377.78  | 40 | 1913.28 | 159.44 |
| K. Hollow Main |    | 3/30/1998  | 2061     | 40 | 618.36  | 51.53  |
| K. Hollow Main |    | 3/30/1998  | 3646.3   | 40 | 1092.92 | 91.16  |
| Mains          |    | 1/14/2000  | 606.14   | 40 | 151.5   | 15.15  |
| Mains          |    | 1/14/2000  | 1396.11  | 40 | 351.7   | 34.9   |
| Mains          |    | 3/24/2000  | 135      | 40 | 33.8    | 3.38   |

|                     |            |                     |    |                     |                   |
|---------------------|------------|---------------------|----|---------------------|-------------------|
| Mains               | 3/24/2000  | 420                 | 40 | 105                 | 10.5              |
| Main Rt 7           | 4/19/2000  | 3000                | 40 | 750                 | 75                |
| Main Rt 7           | 5/10/2000  | 9066.21             | 40 | 2266.6              | 226.66            |
| Main Rt 7           | 5/10/2000  | 10000               | 40 | 2500                | 250               |
| Main Rt 7           | 5/22/2000  | 5450                | 40 | 1362.5              | 136.25            |
| Main 4th Street     | 5/30/2000  | 1565                | 40 | 391.3               | 39.13             |
| Main Mal. Tank      | 6/15/2000  | 4264.06             | 40 | 1066                | 106.6             |
| Main Mal. Tank      | 6/9/2000   | 4904                | 40 | 1226                | 122.6             |
| Main Rt 7           | 6/15/2000  | 5450                | 40 | 1362.5              | 136.25            |
| Main Rt 7           | 6/15/2000  | 3500                | 40 | 875                 | 87.5              |
| Main Adv.           | 6/13/2003  | 736.48              | 40 | 128.87              | 18.41             |
| Main Adv.           | 5/14/2004  | 300                 | 40 | 45                  | 7.5               |
| Mains               | 12/15/2004 | 1245.64             | 40 | 186.84              | 31.14             |
| Mains               | 7/1/2006   | 1472.93             | 40 | 147.28              | 36.82             |
| Mains               | 10/1/2007  | 1019.25             | 40 | 76.44               | 25.48             |
| Mains               | 4/15/2009  | 1210.8              | 40 | 30.27               | 30.27             |
| Mains               | 7/15/2009  | 432.63              | 40 | 10.82               | 10.82             |
| Mains               | 8/15/2009  | 1200                | 40 | 30                  | 30                |
| Mains               | 9/15/2009  | 1074.37             | 40 | 26.86               | 26.86             |
| Mains               | 2/15/2020  | 407.68              | 40 | 0                   | 10.19             |
| <b>Total Mains*</b> |            | <b>\$277,091.94</b> |    | <b>\$144,714.61</b> | <b>\$5,688.73</b> |

\*note: CIAC Mains separate, see Detailed Description of CIAC

| Description                    | Acquired   | Cost/Basis | Life yrs. | Prior Dep. | Dep.  |
|--------------------------------|------------|------------|-----------|------------|-------|
| <b>Hydrants &amp; Services</b> |            |            |           |            |       |
| Hydrants                       | 1/1/1947   | 650        | 50        | 650        | 0     |
| Hydrants                       | 1/1/1966   | 480.97     | 50        | 423.28     | 9.62  |
| Hydrant                        | 10/1/1978  | 632.63     | 50        | 408.4      | 12.65 |
| Hydrant                        | 10/30/1985 | 489.14     | 15        | 489.14     | 0     |
| Services                       | 2/21/1986  | 122.28     | 50        | 58.8       | 2.45  |
| Services                       | 5/16/1986  | 929.42     | 50        | 456.16     | 18.59 |
| Hydrants                       | 3/28/1986  | 3167.64    | 50        | 494.13     | 63.35 |
| Hydrants                       | 5/16/1986  | 1129.58    | 50        | 542.16     | 22.59 |
| Labor                          | 9/30/1986  | 1208       | 50        | 579.74     | 24.16 |
| Labor                          | 4/30/1987  | 536.09     | 50        | 246.56     | 10.72 |
| Labor                          | 6/10/1987  | 1374.63    | 50        | 632.27     | 27.49 |
| Labor                          | 7/15/1987  | 1456.67    | 50        | 669.99     | 29.13 |
| Labor                          | 8/14/1987  | 1372.23    | 50        | 630.82     | 27.44 |
| Labor                          | 9/1/1987   | 1029.84    | 50        | 473.8      | 20.6  |
| Labor                          | 10/9/1987  | 1794.6     | 50        | 825.47     | 35.89 |
| Labor                          | 11/13/1987 | 841.38     | 50        | 387.09     | 16.83 |
| Labor                          | 12/15/1987 | 657.5      | 50        | 302.45     | 13.15 |
| Services                       | 6/15/1988  | 248.33     | 50        | 109.34     | 4.97  |
| Services                       | 7/15/1988  | 3172.45    | 50        | 1395.9     | 63.45 |
| Services                       | 8/5/1988   | 3230.43    | 50        | 1421.43    | 64.61 |
| Services                       | 9/15/1988  | 2375.91    | 50        | 1045.44    | 47.52 |
| Hydrants                       | 9/15/1988  | 1326.54    | 50        | 583.66     | 26.53 |
| Services                       | 10/14/1988 | 541.6      | 50        | 238.26     | 10.83 |
| Hydrants                       | 10/14/1988 | 1747.73    | 50        | 768.9      | 34.95 |
| Hydrants                       | 11/15/1988 | 1662.92    | 50        | 731.72     | 33.26 |
| Hydrants                       | 3/13/1992  | 1520.01    | 15        | 1520.01    | 0     |
| Service                        | 7/15/1992  | 824.75     | 15        | 824.75     | 0     |
| Hydrants                       | 9/15/1992  | 319.84     | 15        | 319.84     | 0     |
| Services                       | 5/15/1996  | 1253.29    | 40        | 438.62     | 31.33 |
| Service                        | 6/15/1996  | 684.21     | 40        | 239.54     | 17.11 |

|            |            |          |    |          |        |
|------------|------------|----------|----|----------|--------|
| 2 Meters   | 5/1/1976   | 276.1    | 25 | 276.1    | 0      |
| Meter      | 5/1/1976   | 353.09   | 25 | 356.09   | 0      |
| Meter      | 5/1/1976   | 259.19   | 25 | 259.19   | 0      |
| Meters     | 7/1/1976   | 200      | 25 | 200      | 0      |
| 36 Meters  | 7/1/1976   | 900      | 25 | 900      | 0      |
| 30 Meters  | 10/1/1976  | 762.04   | 25 | 762.04   | 0      |
| Meter Acc. | 4/1/1976   | 824.58   | 25 | 824.58   | 0      |
| Meters     | 5/1/1976   | 1158.37  | 25 | 1158.37  | 0      |
| Meters     | 10/1/1976  | 10141.99 | 25 | 10141.99 | 0      |
| Meters     | 10/1/1976  | 488.51   | 25 | 488.51   | 0      |
| Meters     | 11/1/1976  | 4130.27  | 25 | 4130.27  | 0      |
| Meters     | 12/1/1976  | 348.46   | 25 | 348.46   | 0      |
| Meters     | 6/1/1977   | 2478.36  | 25 | 2478.36  | 0      |
| Meters     | 2/1/1978   | 468      | 25 | 468      | 0      |
| Meters     | 6/1/1978   | 487.22   | 25 | 487.22   | 0      |
| Meters     | 8/1/1978   | 482.4    | 25 | 482.4    | 0      |
| Meters     | 9/1/1978   | 496.8    | 25 | 496.8    | 0      |
| Meters     | 4/1/1979   | 273.61   | 25 | 273.61   | 0      |
| 18 Meters  | 5/1/1979   | 528.9    | 25 | 528.9    | 0      |
| Meters     | 8/1/1979   | 349.44   | 25 | 349.44   | 0      |
| Meters     | 9/1/1979   | 349.44   | 25 | 349.44   | 0      |
| Meters     | 10/1/1979  | 397      | 25 | 397      | 0      |
| Meters     | 4/1/1980   | 363.72   | 25 | 363.72   | 0      |
| Meters     | 5/1/1980   | 171.24   | 25 | 171.24   | 0      |
| Meters     | 6/1/1980   | 3422.5   | 25 | 3322.5   | 0      |
| Meters     | 9/1/1980   | 226.2    | 25 | 266.2    | 0      |
| Meters     | 10/1/1980  | 989.18   | 25 | 989.18   | 0      |
| Meters     | 12/1/1980  | 586.84   | 25 | 586.84   | 0      |
| Meters     | 3/1/1981   | 1082.23  | 25 | 1082.23  | 0      |
| Meters     | 8/1/1980   | 857.04   | 25 | 857.04   | 0      |
| Meters     | 8/11/1983  | 288.66   | 25 | 288.66   | 0      |
| Meters     | 11/15/1983 | 825.66   | 25 | 825.66   | 0      |
| Meters     | 4/10/1985  | 289.08   | 15 | 289.08   | 0      |
| Meters     | 8/19/1985  | 1485.59  | 15 | 1485.59  | 0      |
| Meters     | 12/9/1985  | 371.47   | 15 | 371.47   | 0      |
| Meters     | 5/16/1986  | 937.67   | 15 | 937.65   | 0      |
| Meters     | 10/27/1987 | 260      | 15 | 260      | 0      |
| Meters     | 11/15/1988 | 955.8    | 15 | 955.8    | 0      |
| Meters     | 2/1/1991   | 1101.63  | 15 | 1101.63  | 0      |
| Test Bench | 1/1/1992   | 9750     | 15 | 9750     | 0      |
| Meters     | 1/1/1961   | 1794.69  | 25 | 1794.69  | 0      |
| Meters     | 2/15/1993  | 181.33   | 25 | 123.25   | 7.25   |
| Meters     | 3/15/1993  | 199.99   | 25 | 136      | 8      |
| Meters     | 7/15/1993  | 397.82   | 25 | 270.47   | 15.91  |
| Meters     | 11/16/1993 | 109.39   | 25 | 74.46    | 4.38   |
| Meters 36  | 2/15/1996  | 1139.4   | 20 | 797.58   | 56.97  |
| Meters 18  | 3/15/1996  | 569.22   | 20 | 398.44   | 28.46  |
| Meters 60  | 4/15/1996  | 2010.28  | 20 | 1407.14  | 100.51 |
| Meters 18  | 5/15/1996  | 570.24   | 20 | 399.14   | 28.51  |
| Meters 42  | 6/15/1996  | 1361.84  | 20 | 953.26   | 68.09  |
| Meters 18  | 7/15/1996  | 570.24   | 20 | 399.14   | 28.51  |
| Meters 18  | 8/15/1996  | 566.8    | 20 | 406.76   | 28.34  |
| Meters 18  | 9/15/1996  | 572.76   | 20 | 400.96   | 28.64  |
| Meters 18  | 10/15/1996 | 576.65   | 20 | 403.62   | 28.83  |
| Meters 18  | 11/15/1996 | 572.76   | 20 | 400.96   | 28.64  |
| Meters 18  | 12/15/1996 | 572.76   | 20 | 400.96   | 28.64  |

|                  |            |         |    |          |         |
|------------------|------------|---------|----|----------|---------|
| Service          | 7/15/1996  | 533.2   | 40 | 186.32   | 13.33   |
| Service          | 9/15/1996  | 1312.61 | 40 | 199.5    | 32.82   |
| Service          | 4/15/1997  | 1019.3  | 40 | 331.24   | 25.48   |
| Service          | 5/30/1997  | 1155.92 | 40 | 375.7    | 28.9    |
| Service          | 7/15/1997  | 560.5   | 40 | 182.13   | 14.01   |
| Service          | 8/15/1997  | 386.16  | 40 | 125.45   | 9.65    |
| Service          | 9/15/1997  | 410.93  | 40 | 133.96   | 10.27   |
| Service          | 9/15/1997  | 3296.92 | 40 | 1071.46  | 82.42   |
| Service          | 10/15/1997 | 751.16  | 40 | 244.14   | 18.78   |
| Service          | 10/15/1997 | 600     | 40 | 195      | 15      |
| Service          | 11/14/1997 | 706.3   | 40 | 226.58   | 17.66   |
| Service          | 12/15/1997 | 6671.91 | 40 | 2168.4   | 166.8   |
| Services         | 1/2/1998   | 600     | 40 | 180      | 15      |
| Services         | 1/9/1998   | 125     | 40 | 37.56    | 3.13    |
| Services         | 1/15/1998  | 286.95  | 40 | 86.04    | 7.17    |
| Services         | 1/15/1998  | 900     | 40 | 270      | 22.5    |
| Services         | 3/16/1998  | 566.79  | 40 | 170.04   | 14.17   |
| Services         | 4/15/1998  | 2276.06 | 40 | 682.8    | 56.9    |
| Services         | 7/15/1998  | 1125    | 40 | 337.56   | 28.13   |
| Services         | 7/15/1998  | 1102.65 | 40 | 360.84   | 27.57   |
| Services         | 10/15/1998 | 1061.17 | 40 | 318.36   | 26.53   |
| Services         | 1/15/2002  | 1075.13 | 40 | 214.96   | 26.87   |
| Services         | 1/15/2002  | 918.86  | 40 | 183.76   | 22.97   |
| Services         | 6/14/2002  | 469.18  | 40 | 93.84    | 11.73   |
| Services         | 8/15/2002  | 903.36  | 40 | 181.64   | 22.58   |
| 2 Flush Hyds     | 9/13/2002  | 865.01  | 40 | 173.04   | 21.63   |
| Services         | 11/15/2002 | 863.68  | 40 | 172.72   | 21.59   |
| Services         | 12/13/2002 | 560     | 40 | 112      | 14      |
| Services         | 12/20/2002 | 800     | 40 | 160      | 20      |
| CIAC             | Yr 2002    | -7310   | 40 | -1462    | -182.75 |
| Services         | 2/14/2003  | 679.57  | 40 | 118.93   | 16.99   |
| Services         | 5/15/2003  | 700     | 40 | 122.5    | 17.5    |
| Services         | 5/15/2003  | 1117.21 | 40 | 195.51   | 27.93   |
| Services         | 6/13/2003  | 784.15  | 40 | 137.2    | 19.6    |
| Services         | 7/15/2003  | 601.36  | 40 | 105.21   | 15.03   |
| Services         | 7/15/2003  | 430     | 40 | 76.25    | 10.75   |
| Svc & Hyd        | 9/15/2003  | 3236.1  | 40 | 566.37   | 80.91   |
| CIAC             | Yr 2003    | -4000   | 40 | -670     | -80     |
| Services         | 11/14/2003 | 628.09  | 40 | 109.9    | 15.7    |
| Services         | 12/19/2003 | 478.91  | 40 | 83.44    | 11.92   |
| Services         | 2/13/2004  | 360     | 40 | 54       | 9       |
| Services         | 3/15/2004  | 1038.6  | 40 | 155.82   | 25.97   |
| Services         | 5/14/2004  | 380     | 40 | 57       | 9.5     |
| Services         | 8/13/2004  | 480.93  | 40 | 72.12    | 12.02   |
| F. Hyd. Main St. | 9/15/2004  | 1323    | 40 | 198.48   | 33.08   |
| Services         | 10/15/2004 | 592.67  | 40 | 88.92    | 14.82   |
| Services         | 10/21/2004 | 361.95  | 40 | 54.3     | 9.05    |
| CIAC             | Yr 2004    | -5600   | 10 | -840     | -140    |
| Services         | 4/15/2005  | 607.47  | 40 | 75.95    | 15.19   |
| Services         | 5/13/2005  | 248.04  | 40 | 31       | 6.2     |
| Services         | 5/13/2005  | 300     | 40 | 37.5     | 7.5     |
| Services         | 7/15/2005  | 862.89  | 40 | 107.85   | 21.57   |
| Services         | 9/15/2005  | 716.83  | 40 | 89.6     | 17.92   |
| Services         | 12/23/2005 | 600.96  | 40 | 75.1     | 15.02   |
| CIAC             | Yr 2005    | -8950   | 40 | -1118.75 | -223.75 |
| Services         | 4/14/2006  | 1524.92 | 40 | 152.48   | 38.12   |

|                        |            |                    |    |                    |                   |
|------------------------|------------|--------------------|----|--------------------|-------------------|
| Services               | 6/1/2006   | 1011.08            | 40 | 101.12             | 25.28             |
| Services               | 6/15/2006  | 803.8              | 40 | 80.32              | 20.08             |
| Services               | 9/1/2006   | 1459.33            | 40 | 145.92             | 36.48             |
| F Hyd & comps.         | 10/13/2006 | 1867.23            | 40 | 186.72             | 46.68             |
| CIAC                   | Yr 2006    | -9460              | 40 | -946               | -236.5            |
| F Hyd & comps          | 1/12/2007  | 1023.36            | 40 | 76.74              | 25.58             |
| Services               | 2/15/2007  | 400.99             | 40 | 30.06              | 10.02             |
| Services               | 3/20/2007  | 697.52             | 40 | 52.32              | 17.44             |
| Services               | 4/20/2007  | 810.63             | 40 | 60.81              | 20.27             |
| Services               | 5/9/2007   | 775.49             | 40 | 58.17              | 19.39             |
| Hyd&components         | 6/15/2007  | 1466.33            | 40 | 109.98             | 36.66             |
| Services               | 7/3/2007   | 1154.85            | 40 | 86.61              | 28.87             |
| Services               | 7/13/2007  | 638.41             | 40 | 47.88              | 15.96             |
| Services               | 8/1/2007   | 855.74             | 40 | 64.17              | 21.39             |
| Services               | 9/15/2007  | 1031.93            | 40 | 77.4               | 25.8              |
| CIAC                   | Yr 2007    | -6050              | 40 | -453.75            | -151.25           |
| Services               | 2/15/2008  | 3233.55            | 40 | 161.68             | 80.84             |
| Services               | 7/15/2008  | 3720.42            | 40 | 186.02             | 93.01             |
| CIAC                   | Yr 2008    | -2400              | 40 | -120               | -60               |
| Services               | 1/15/2009  | 898.41             | 40 | 22.46              | 22.46             |
| Services               | 4/15/2009  | 609.72             | 40 | 15.24              | 15.24             |
| Services               | 6/15/2009  | 1336.74            | 40 | 33.42              | 33.42             |
| Services               | 7/15/2009  | 1139.08            | 40 | 28.48              | 28.48             |
| Services               | 11/15/2009 | 785.78             | 40 | 19.64              | 19.64             |
| CIAC                   | yr 2009    | -2800              | 40 | -70                | -70               |
| Services               | 4/15/2010  | 810.27             | 40 | 0                  | 20.26             |
| Services               | 4/15/2010  | 3252.82            | 40 | 0                  | 81.32             |
| Services               | 8/13/2010  | 1885.23            | 40 | 0                  | 47.13             |
| Services               | 11/15/2010 | 1803.48            | 40 | 0                  | 45.09             |
| CIAC                   | Yr 2010    | -7270              | 40 | 0                  | -181.75           |
| <b>Total Hyds Ser*</b> |            | <b>\$66,370.20</b> |    | <b>\$25,812.80</b> | <b>\$1,428.89</b> |

\* note: see Detailed Description of CIAC for information, CIAC Mains and Services

| Description   | Acquired | Cost/Basis | Life yrs. | Prior Dep. | Dep. |
|---------------|----------|------------|-----------|------------|------|
| <b>Meters</b> |          |            |           |            |      |
| Meter 1       | 1/1/1950 | 175        | 25        | 175        | 0    |
| Meters 2      | 1/1/1954 | 4529.56    | 25        | 4529.56    | 0    |
| 3             | 1/1/1955 | 9746.19    | 25        | 9746.19    | 0    |
| 4             | 1/1/1956 | 7583.78    | 25        | 7538.78    | 0    |
| 5             | 1/1/1957 | 1823.01    | 25        | 1823.01    | 0    |
| 6             | 1/1/1959 | 1585       | 25        | 1585       | 0    |
| 7             | 1/1/1959 | 2431.89    | 25        | 2431.89    | 0    |
| 8             | 1/1/1960 | 2103.64    | 25        | 2103.64    | 0    |
| 10            | 1/1/1962 | 787.98     | 25        | 787.98     | 0    |
| 11            | 1/1/1963 | 1707.71    | 25        | 1717.71    | 0    |
| 12            | 1/1/1964 | 1770.33    | 25        | 1770.33    | 0    |
| 13            | 1/1/1965 | 3557.74    | 25        | 2557.74    | 0    |
| 14            | 1/1/1969 | 3112.01    | 25        | 3112.01    | 0    |
| 15            | 1/1/1971 | 2772.21    | 25        | 2772.21    | 0    |
| 16            | 1/1/1972 | 2071.15    | 25        | 2071.15    | 0    |
| 17            | 1/1/1973 | 4076.67    | 25        | 4076.67    | 0    |
| 18            | 1/1/1974 | 2592       | 25        | 2592       | 0    |
| 19            | 1/1/1975 | 9426       | 25        | 9426       | 0    |
| 24 Meters     | 2/1/1976 | 528        | 25        | 528        | 0    |
| 36 Meters     | 3/1/1976 | 792        | 25        | 792        | 0    |



|                 |            |         |    |         |        |
|-----------------|------------|---------|----|---------|--------|
| Meters 18       | 1/15/1997  | 572.76  | 20 | 372.32  | 28.64  |
| Meters 18       | 2/15/1997  | 572.76  | 20 | 371.93  | 28.61  |
| Meters 18       | 3/15/1997  | 566.1   | 20 | 368.03  | 28.31  |
| Meters 18       | 4/15/1997  | 570.09  | 20 | 370.5   | 28.5   |
| Meters 18       | 5/15/1997  | 566.1   | 20 | 363.03  | 28.31  |
| Meters 18       | 5/30/1997  | 569.67  | 20 | 370.24  | 28.48  |
| Meters 18       | 7/15/1997  | 570.09  | 20 | 370.5   | 28.5   |
| Meters 18       | 8/15/1997  | 569.67  | 20 | 370.24  | 28.48  |
| Meters 18       | 9/15/1997  | 570.09  | 20 | 370.5   | 28.5   |
| Meters 18       | 10/15/1997 | 569.67  | 20 | 370.24  | 28.48  |
| Meters 18       | 11/14/1997 | 550.98  | 20 | 358.15  | 27.55  |
| Meters 18       | 12/15/1997 | 570.09  | 20 | 470.5   | 28.5   |
| Meters          |            | 365.48  |    | 365.48  | 0      |
| 18 Meters       | 1/15/1998  | 573.52  | 20 | 344.16  | 28.68  |
| 1 inch Meters 4 | 7/15/1998  | 351.25  | 20 | 210.72  | 17.56  |
| 4" Plant Meter  | 7/15/1998  | 1184.04 | 10 | 1184.04 | 0      |
| Meters 6        | 4/15/1999  | 195.44  | 20 | 107.47  | 9.77   |
| Meters 12       | 5/14/1999  | 387.1   | 20 | 212.96  | 19.36  |
| Meters 12       | 7/15/1999  | 426.1   | 20 | 215.41  | 21.31  |
| Meters 6        | 8/13/1999  | 214.94  | 20 | 118.25  | 10.75  |
| Meters 12       | 10/15/1999 | 429.87  | 20 | 236.39  | 21.49  |
| Meters 12       | 11/15/1999 | 430.2   | 20 | 236.61  | 21.51  |
| Meters 12       | 12/15/1999 | 429.88  | 20 | 236.39  | 21.49  |
| 24 Meters       | 4/14/2000  | 854.64  | 20 | 427.33  | 42.73  |
| 12 Meters       | 7/14/2000  | 442.32  | 20 | 221.2   | 22.12  |
| 12 Meters       | 8/15/2000  | 442.32  | 20 | 321.2   | 22.12  |
| 12 Meters       | 9/15/2000  | 438.54  | 20 | 219.3   | 21.93  |
| Meters 6        | 5/15/2001  | 179.04  | 20 | 80.55   | 8.95   |
| 12 Meters       | 7/13/2001  | 427.32  | 20 | 192.33  | 21.37  |
| 12 Meters       | 1/15/2002  | 438.16  | 20 | 175.28  | 21.91  |
| 2 Plant Meters  | 2/22/2002  | 2920.68 | 10 | 2336.56 | 292.07 |
| 18 Meters       | 6/14/2002  | 680.53  | 20 | 272.24  | 34.03  |
| 12 Meters       | 8/15/2002  | 439.05  | 20 | 175.6   | 21.95  |
| 18 Meters       | 11/15/2002 | 661.18  | 20 | 264.48  | 33.06  |
| 18 Meters       | 6/13/2003  | 666.33  | 20 | 233.24  | 33.32  |
| 24 Meters       | 9/15/2003  | 879.14  | 20 | 307.52  | 43.96  |
| 24 Meters       | 12/15/2003 | 879.59  | 20 | 307.86  | 43.98  |
| 36 Meters       | 7/15/2004  | 1272.64 | 20 | 381.78  | 63.63  |
| 24 Meters       | 9/15/2004  | 893.34  | 20 | 268.02  | 44.67  |
| 12 Meters       | 10/21/2004 | 471.71  | 20 | 141.54  | 23.59  |
| 12 Meters       | 12/15/2004 | 472.11  | 20 | 141.66  | 23.61  |
| 18 Meters       | 5/13/2005  | 682.74  | 20 | 170.7   | 34.14  |
| 18 Meters       | 8/15/2005  | 671.39  | 20 | 167.85  | 33.57  |
| 18 Meters       | 11/15/2005 | 640.98  | 20 | 160.25  | 32.05  |
| 2 Plant Meters  | 11/15/2005 | 3068.7  | 5  | 3068.7  | 0      |
| 24 Meters       | 12/15/2005 | 882.66  | 20 | 220.65  | 44.13  |
| Plant Meter     | 1/13/2006  | 840.26  | 5  | 672.2   | 168.05 |
| 36 Meters       | 4/14/2006  | 1337.42 | 20 | 267.48  | 66.87  |
| 36 Meters       | 5/19/2006  | 1341.13 | 20 | 268.24  | 67.06  |
| 42 Meters       | 8/15/2006  | 1495.62 | 20 | 299.12  | 74.78  |
| 48 Meters       | 9/1/2006   | 1709.28 | 20 | 341.84  | 85.46  |
| 42 Meters       | 9/15/2006  | 1569.62 | 20 | 313.92  | 78.48  |
| 42 Meters       | 10/2/2006  | 1573.19 | 20 | 314.64  | 78.66  |
| 42 Meters       | 11/15/2006 | 1605.93 | 20 | 321.2   | 80.3   |
| 48 Meters       | 4/1/2007   | 1696.32 | 20 | 254.46  | 84.82  |
| 36 Meters       | 9/15/2007  | 1209.75 | 20 | 181.47  | 60.49  |

|                     |            |                     |    |                     |                   |
|---------------------|------------|---------------------|----|---------------------|-------------------|
| 48 Meters           | 2/15/2008  | 1944.66             | 20 | 194.46              | 97.23             |
| 54 Meters           | 5/15/2008  | 2250.55             | 20 | 225.06              | 112.53            |
| 37 Meters           | 7/15/2008  | 1781.54             | 20 | 178.16              | 89.08             |
| 36 Meters           | 8/15/2008  | 1692.21             | 20 | 169.22              | 84.61             |
| Meters              | 7/10/2009  | 596.49              | 20 | 29.82               | 29.82             |
| Meters              | 4/15/2010  | 1196.28             | 20 | 0                   | 59.81             |
| Meters              | 7/15/2010  | 857.34              | 20 | 0                   | 42.87             |
| Meters              | 11/15/2010 | 571.56              | 20 | 0                   | 28.58             |
| 2 Plant 4" Meters   | 11/15/2010 | 2611.84             | 5  | 0                   | 522.37            |
| Plant Meter 6"      | 12/31/2010 | 3310.38             | 5  | 0                   | 662.08            |
| <b>Total Meters</b> |            | <b>\$187,458.69</b> |    | <b>\$143,246.15</b> | <b>\$4,539.30</b> |

| Description             | Acquired   | Cost/Basis         | Life yrs. | Prior Dep.         | Dep.              |
|-------------------------|------------|--------------------|-----------|--------------------|-------------------|
| <b>Office Equipment</b> |            |                    |           |                    |                   |
| Office Eq.              | 1/1/1957   | 444.7              | 20        | 444.7              | 0                 |
| Office Eq.              | 1/1/1958   | 544.34             | 20        | 544.34             | 0                 |
| Office Eq.              | 1/1/1962   | 182.24             | 20        | 182.24             | 0                 |
| Office Eq.              | 1/1/1963   | 200.83             | 20        | 200.83             | 0                 |
| Office Eq.              | 1/1/1965   | 206                | 20        | 206                | 0                 |
| Office Eq.              | 1/1/1966   | 159.4              | 20        | 159.4              | 0                 |
| W. Talkie               | 3/17/1970  | 327.51             | 20        | 327.51             | 0                 |
| Safe                    | 3/1/1971   | 60                 | 20        | 60                 | 0                 |
| Scribe 75               | 1/1/1972   | 238.5              | 20        | 238.5              | 0                 |
| Desk Top                | 11/1/1974  | 67.5               | 20        | 67.5               | 0                 |
| Office Eq.              | 1/1/1975   | 282.45             | 20        | 282.45             | 0                 |
| Victor Ca.              | 5/1/1976   | 156.98             | 20        | 156.98             | 0                 |
| Calculator              | 10/1/1978  | 104.95             | 20        | 104.95             | 0                 |
| Furnace                 | 2/22/1985  | 990.53             | 20        | 990.53             | 0                 |
| Furnace                 | 10/1/1991  | 1294               | 20        | 1229.2             | 64.7              |
| Computer                | 7/9/1993   | 5245               | 10        | 5245               | 0                 |
| Computer                | 11/15/1996 | 2925.6             | 7         | 2925.6             | 0                 |
| Printer                 | 12/15/1996 | 947.64             | 7         | 947.64             | 0                 |
| Parking Lot             | 1/1/1965   | 2830.89            |           | 2830.89            | 0                 |
| Storage                 | 1/1/1966   | 478.86             |           | 478.86             | 0                 |
| Improvement             | 1/1/1966   | 419.45             |           | 419.45             | 0                 |
| Furniture               | 4/15/1997  | 3045.13            | 15        | 2639.12            | 203.01            |
| Copier                  | 12/15/1997 | 1533               | 7         | 1533               | 0                 |
| Office Eq.              | 3/15/1999  | 292.86             | 7         | 292.86             | 0                 |
| Comp. System            | 1/14/2000  | 2936.47            | 10        | 2936.5             | -0.03             |
| Printer                 | 8/15/2002  | 724                | 7         | 724                | 0                 |
| Copier Al1551cs         | 11/15/2002 | 949.99             | 7         | 949.99             | 0                 |
| Comp. Eq.               | 1/13/2004  | 162.5              | 7         | 139.26             | 23.21             |
| Billing Program         | 1/15/2004  | 2904               | 15        | 1161.6             | 193.6             |
| Comp. Ep.               | 1/16/2004  | 217.97             | 7         | 186.84             | 31.14             |
| Comp. Eq.               | 1/23/2004  | 712.96             | 7         | 611.1              | 101.85            |
| Billing Computer        | 2/13/2004  | 5204.94            | 10        | 3122.94            | 520.49            |
| Billing Program         | 3/15/2004  | 3310.61            | 15        | 1324.26            | 220.71            |
| Billing Printer         | 7/15/2004  | 447.32             | 7         | 383.4              | 63.9              |
| Cash Register           | 6/9/2006   | 274                | 5         | 164.4              | 54.8              |
| Comp. Eq.               | 1/26/2007  | 669.96             | 5         | 401.97             | 133.99            |
| Comp lap top            | 2/15/2008  | 1509.92            | 5         | 603.96             | 301.98            |
| Comp. hard drive        | 11/19/2009 | 1006.19            | 7         | 143.74             | 143.74            |
| <b>Total Off. Eq</b>    |            | <b>\$44,009.19</b> |           | <b>\$35,361.51</b> | <b>\$2,057.09</b> |

| Description                  | Acquired   | Cost/Basis            | Life yrs. | Prior Dep.          | Dep.               |
|------------------------------|------------|-----------------------|-----------|---------------------|--------------------|
| <b>Tools &amp; Equipment</b> |            |                       |           |                     |                    |
| P. Hole Digger               | 1/1/1962   | 250                   | 20        | 250                 | 0                  |
| Bush Hog                     | 1/1/1962   | 217                   | 20        | 217                 | 0                  |
| Welder                       | 1/1/1963   | 511.31                | 20        | 511.31              | 0                  |
| 14 ft boat                   | 1/1/1964   | 194.67                | 20        | 194.67              | 0                  |
| Pressure gage                | 1/1/1964   | 13.84                 | 20        | 13.84               | 0                  |
| Power Mower                  | 1/1/1969   | 57.63                 | 20        | 57.36               | 0                  |
| 1972 ford                    | 2/1/1971   | 4380.84               | 5         | 4380.84             | 0                  |
| Pipe push                    | 1/1/1971   | 855.75                | 20        | 855.75              | 0                  |
| Utility                      | 1/1/1973   | 933.21                | 5         | 933.21              | 0                  |
| Dynamark                     | 1/1/1973   | 429                   | 20        | 429                 | 0                  |
| Fire Ext.                    | 11/1/1974  | 133.35                | 20        | 133.35              | 0                  |
| Tools                        | 5/27/1982  | 914.33                | 20        | 914.33              | 0                  |
| Chemicals                    | 2/15/1985  | 220.5                 | 20        | 220.5               | 0                  |
| Pipe Cutter                  | 10/11/1985 | 79.79                 | 20        | 79.79               | 0                  |
| Battery                      | 12/9/1985  | 51.4                  | 10        | 51.4                | 0                  |
| Tools                        | 8/19/1986  | 218.12                | 20        | 218.12              | 0                  |
| Copier                       | 3/20/1992  | 1035                  | 10        | 1035                | 0                  |
| Cash Register                | 3/20/1992  | 110                   | 10        | 110                 | 0                  |
| Lawn Mower                   | 6/15/1992  | 1059.94               | 7         | 1059.94             | 0                  |
| Tools                        | 10/15/1997 | 590.61                | 10        | 590.61              | 0                  |
| Pressure Rec.                | 4/15/1998  | 618.83                | 7         | 618.83              | 0                  |
| Pressure switch              | 9/15/1998  | 146.92                | 7         | 146.92              | 0                  |
| JD tractor                   | 4/2/1999   | 7420                  | 7         | 7420                | 0                  |
| Tools                        | 7/15/1999  | 823.36                | 7         | 823.36              | 0                  |
| pump part                    | 5/10/2000  | 240                   | 10        | 240                 | 0                  |
| Tractor Mower                | 5/15/2002  | 960.51                | 10        | 768.5               | 96.05              |
| Dickson Recorder             | 10/15/2003 | 608                   | 7         | 608.02              | -0.02              |
| JD 300E B-Hoe                | 8/20/2004  | 32500                 | 15        | 13000.02            | 2166.67            |
| 2003 GMC                     | 10/28/2005 | 9093.03               | 5         | 9093.05             | -0.02              |
| 2003 GMC                     | 10/28/2005 | 9093.03               | 5         | 9093.05             | -0.02              |
| Truck Transmissi             | 11/21/2005 | 2266.42               | 5         | 2266.4              | 0.02               |
| Hyd pump B-hoe               | 8/1/2009   | 705.18                | 5         | 141.04              | 141.04             |
| Truck Springs                | 10/2009    | 486.08                | 5         | 97.22               | 97.22              |
| 2009 Chev. truck             | 9/14/2009  | 17763.5               | 5         | 3552.7              | 3552.7             |
| 2009 Chev. truck             | 11/6/2009  | 1065.81               | 5         | 213.16              | 213.16             |
| 2010 Nissan                  | 11/20/2009 | 27356.6               | 5         | 5471.32             | 5471.32            |
| 2010 Nissan                  | 12/15/2009 | 1735.4                | 5         | 347.08              | 347.08             |
| 2010 Nissan                  | 12/18/2009 | 1000                  | 5         | 200                 | 200                |
| Concrete Saw,push            | 2/19/2010  | 1100                  | 5         | 0                   | 220                |
| Tractor Mower                | 4/15/2010  | 1149.97               | 5         | 0                   | 229.99             |
| Office A/C                   | 6/18/2010  | 2629                  | 10        | 0                   | 262.9              |
| 2011 Chev Truck              | 11/22/2010 | 17080                 | 5         | 0                   | 3416               |
| <b>Total Tools &amp; Eq</b>  |            | <b>\$148,097.93</b>   |           | <b>\$66,356.69</b>  | <b>\$16,414.09</b> |
| <b>Sub Total</b>             |            | <b>\$1,746,223.32</b> |           | <b>\$946,606.98</b> | <b>\$78,975.59</b> |

**The South Shore Water Works Company  
Detailed Description of CIAC**

| Description                                 | Acquired   | Cost/Basis | Life yrs. | Prior Amz. | Amz.   |
|---|------------|------------|-----------|------------|--------|
| <b>Contributions In Aid of Construction</b> |            |            |           |            |        |
| CIAC Mains                                  | 1/1/1941   | 2067.29    | 50        | 2067.29    | 0      |
|   | 1/1/1945   | 1639.49    | 50        | 1639.49    | 0      |
|   | 1/1/1946   | 6643.21    | 50        | 6643.21    | 0      |
|   | 1/1/1947   | 5270.29    | 50        | 5270.29    | 0      |
|   | 1/1/1948   | 273.88     | 50        | 273.88     | 0      |
|   | 1/1/1950   | 2552.32    | 50        | 2552.32    | 0      |
|   | 1/1/1953   | 4066.88    | 50        | 4066.88    | 0      |
|   | 1/1/1954   | 6231.35    | 50        | 6231.35    | 0      |
|   | 1/1/1955   | 1578.41    | 50        | 1578.41    | 0      |
|   | 1/1/1956   | 471.44     | 50        | 471.5      | 0      |
|   | 1/1/1957   | 9492.8     | 50        | 9492.8     | 0      |
|   | 1/1/1960   | 2055.73    | 50        | 2055.5     | 0.23   |
|   | 1/1/1961   | 169.89     | 50        | 166.6      | 3.4    |
|   | 1/1/1963   | 1366.65    | 50        | 1284.51    | 27.33  |
|   | 1/1/1963   | 118.08     | 50        | 110.92     | 2.36   |
|   | 1/1/1964   | 546.67     | 50        | 203.28     | 10.93  |
|   | 1/1/1965   | 1644.56    | 50        | 1480.05    | 32.89  |
|   | 1/1/1966   | 5489.51    | 50        | 4830.76    | 109.79 |
|   | 1/1/1966   | 70785      | 50        | 62290.8    | 1415.7 |
|   | 1/1/1970   | 4671.98    | 50        | 3737.6     | 93.44  |
|   | 1/1/1971   | 11474.99   | 50        | 9200.5     | 229.5  |
|   | 1/1/1971   | 2407.78    | 50        | 1878.24    | 48.16  |
|   | 1/1/1972   | 385.38     | 50        | 292.98     | 7.71   |
|   | 1/1/1973   | 21927.11   | 50        | 16225.98   | 438.54 |
|   | 1/1/1974   | 10963.92   | 50        | 7893.68    | 219.28 |
|   | 1/1/1975   | 2979.4     | 50        | 2085.65    | 59.59  |
|   | 1/1/1976   | 840.12     | 50        | 571.2      | 16.8   |
|   | 5/1/1977   | 10386.66   | 50        | 6855.09    | 207.73 |
|   | 6/1/1977   | 10052.53   | 50        | 6635.1     | 201.05 |
|   | 6/1/1978   | 2611.19    | 50        | 1671.04    | 52.22  |
|   | 4/13/1984  | 1008.25    | 50        | 524.42     | 20.17  |
|   | 12/10/1984 | 1423.5     | 50        | 790.22     | 28.47  |
|   | 12/14/1984 | 7184.68    | 50        | 4005.94    | 143.69 |
|   | 12/20/1984 | 300.3      | 50        | 156.26     | 6.01   |
|   | 12/20/1984 | 1053.37    | 50        | 547.82     | 21.07  |
|   | 12/31/1984 | 566.28     | 50        | 294.58     | 11.33  |
|   | 12/31/1984 | 2502.5     | 50        | 1301.3     | 50.05  |
|   | 12/31/1984 | 536.25     | 50        | 278.98     | 10.73  |
|   | 12/31/1984 | 171.6      | 50        | 89.18      | 3.43   |
|   | 1/1/1985   | 28329.83   | 50        | 17706.25   | 708.25 |
|   | 3/7/1986   | 1339.91    | 50        | 643.2      | 26.8   |
|   | 4/16/1986  | 220.15     | 50        | 105.6      | 4.4    |
|   | 5/16/1986  | 6862.05    | 50        | 3293.76    | 137.24 |
|   | 7/8/1986   | 1572.95    | 50        | 755.04     | 31.46  |
|   | 7/25/1986  | 928.07     | 50        | 445.44     | 18.56  |
|   | 9/15/1987  | 1149.07    | 50        | 528.54     | 22.98  |
|   | 5/13/1988  | 1762.6     | 50        | 772.5      | 35.25  |
|   | 6/17/1988  | 2171.08    | 50        | 955.24     | 43.42  |
|   | 7/8/1988   | 12507.74   | 50        | 5503.51    | 250.15 |
|   | 8/5/1988   | 7202.56    | 50        | 3169.1     | 144.05 |
|   | 10/21/1988 | 1729.19    | 50        | 760.76     | 34.58  |
|   | 1/1/1966   | 15863.96   | 50        | 13960.32   | 317.28 |
|   | 3/13/1992  | 2116.4     | 50        | 758.94     | 42.33  |

|                |            |         |    |         |        |
|----------------|------------|---------|----|---------|--------|
|                | 4/15/1992  | 197.05  | 50 | 70.92   | 3.94   |
|                | 4/15/1992  | 1155.59 | 50 | 392.87  | 23.11  |
|                | 5/7/1993   | 682.11  | 50 | 231.88  | 13.64  |
|                | 9/15/1993  | 4484.74 | 50 | 1524.73 | 89.69  |
|                | 0/0/95     | 6645.92 | 40 | 2492.25 | 166.15 |
|                | 7/15/1996  | 516.23  | 40 | 180.74  | 12.91  |
|                | 8/15/1996  | 2187.4  | 40 | 845.66  | 64.69  |
|                | 8/15/1996  | 1802.16 | 40 | 631.15  | 45.05  |
|                | 7/4/1997   | 325     | 40 | 105.69  | 8.13   |
|                | 8/15/1997  | 510.7   | 40 | 166.01  | 12.77  |
|                | 8/15/1997  | 1525    | 40 | 1525    | 0      |
|                | 9/15/1997  | 6000    | 40 | 1950    | 150    |
|                | 9/15/1997  | 2313.74 | 40 | 751.92  | 57.84  |
|                | 10/3/1997  | 350     | 40 | 114.75  | 8.75   |
|                | 10/15/1997 | 1048.61 | 40 | 340.86  | 26.22  |
|                | 10/15/1997 | 3750    | 40 | 1218.75 | 93.75  |
|                | 10/15/1997 | 3000    | 40 | 905     | 75     |
|                | 10/15/1997 | 780.95  | 40 | 253.76  | 19.52  |
|                | 10/20/1997 | 924     | 40 | 300.3   | 23.1   |
|                | 10/31/1997 | 2500    | 40 | 812.5   | 62.5   |
|                | 10/31/1997 | 2500    | 40 | 812.5   | 62.5   |
|                | 11/14/1997 | 5310.9  | 40 | 1725.91 | 132.77 |
|                | 11/14/1997 | 3920    | 40 | 1274    | 98     |
|                | 11/14/1997 | 315     | 40 | 102.44  | 7.88   |
|                | 11/14/1997 | 6152    | 40 | 1999.4  | 153.8  |
|                | 11/14/1997 | 13990.1 | 40 | 4546.75 | 349.75 |
| K. Hollow Main | 3/30       | 1017.02 | 40 | 305.04  | 25.42  |
| K. Hollow Main | 3/30/1998  | 3435    | 40 | 1030.56 | 85.88  |
| SS Drive Alley | 4/8/1998   | 1594.44 | 40 | 478.32  | 39.86  |
| K. Hollow Main | 4/14/1998  | 1205    | 40 | 361.56  | 30.13  |
| Mains          | 4/15/1998  | 2196.32 | 40 | 719.18  | 54.91  |
| Mains          | 4/15/1998  | 526.1   | 40 | 157.8   | 13.15  |
| Mains          | 4/15/1998  | 1701.07 | 40 | 510.36  | 42.53  |
| W. Oak Main    | 5/15/1998  | 2508    | 40 | 752.4   | 62.7   |
| Booster Main   | 8/14/1998  | 816.54  | 40 | 241.68  | 20.14  |
| Booster Main   | 8/14/1998  | 1594.31 | 40 | 478.32  | 39.86  |
| Booster Main   | 8/14/1998  | 1780    | 40 | 534     | 44.5   |
| Mains          | 9/15/1998  | 917.47  | 40 | 590.66  | 22.93  |
| Grant Ext.     | 12/15/1998 | 4445    | 40 | 1333.56 | 111.13 |
| Grant Ext.     | 12/15/98   | 3670.73 | 40 | 1101.24 | 91.77  |
| Grant Ext.     | 12/15/1998 | 4100    | 40 | 1228    | 102.5  |
| Grant Ext.     | 12/31/1998 | 972     | 40 | 291.6   | 24.3   |
| Mains          | 2/15/1999  | 201.4   | 40 | 55.44   | 5.04   |
| Mains          | 10/15/1999 | 2210    | 40 | 627.75  | 55.25  |
| Mains          | 11/15/1999 | 6954.35 | 40 | 1912.46 | 173.86 |
| Mains          | 12/15/1999 | 4556.19 | 40 | 1252.9  | 113.9  |
| Services       | 2/15/1999  | 579.19  | 40 | 159.28  | 14.48  |
|                | 3/15/1999  | 504.32  | 40 | 138.71  | 12.61  |
|                | 6/15/1999  | 560.26  | 40 | 154.11  | 14.01  |
|                | 7/15/1999  | 1185.98 | 40 | 326.15  | 29.65  |
|                | 8/13/1999  | 1228.12 | 40 | 337.7   | 30.7   |
|                | 9/15/1999  | 5172.88 | 40 | 1422.52 | 129.32 |
|                | 10/15/1999 | 1395.65 | 40 | 383.79  | 34.89  |
|                | 11/15/1999 | 224.3   | 40 | 61.67   | 5.61   |
|                | 12/15/1999 | 175.7   | 40 | 48.29   | 4.39   |
| Reservior      | 5/14/1999  | 201.66  | 40 | 55.44   | 5.04   |

|                    |            |                       |    |                       |                    |
|--------------------|------------|-----------------------|----|-----------------------|--------------------|
| Services           | 3/15/2000  | 1189.1                | 40 | 297.3                 | 29.73              |
| Main Mal. Tank     | 6/15/2000  | 6334.18               | 40 | 1583.4                | 158.35             |
| Services           | 8/15/2000  | 731.36                | 40 | 182.8                 | 18.28              |
| Services           | 9/15/2000  | 595.36                | 40 | 148.8                 | 14.88              |
| Services           | 1/15/2001  | 270                   | 40 | 60.75                 | 6.75               |
| Services           | 2/15/2001  | 798.14                | 40 | 110.52                | 12.28              |
| Services           | 4/15/2001  | 1700.99               | 40 | 382.68                | 42.52              |
| Services           | 4/18/2001  | 240                   | 40 | 54                    | 6                  |
| Meters             | 5/15/2001  | 466.16                | 20 | 209.79                | 23.31              |
| Services           | 8/15/2001  | 1476.83               | 40 | 332.28                | 36.92              |
| Services           | 11/15/2001 | 800                   | 40 | 180                   | 20                 |
| Services           | 12/14/2001 | 757.88                | 40 | 172.35                | 18.95              |
| Services           | 1/31/2002  | 800                   | 40 | 160                   | 20                 |
| Services           | 6/28/2002  | 1200                  | 40 | 240                   | 30                 |
| Services           | 7/31/2002  | 800                   | 40 | 160                   | 20                 |
| Services           | 8/30/2002  | 800                   | 40 | 160                   | 20                 |
| Greenup 2 Taps     | 9/13/2002  | 5000                  | 40 | 1000                  | 125                |
| Services           | 9/30/2002  | 800                   | 40 | 160                   | 20                 |
| Services           | 10/31/2002 | 1710                  | 40 | 342                   | 42.75              |
| Services           | 11/30/2002 | 400                   | 40 | 80                    | 10                 |
| Services           | 12/31/2002 | 800                   | 40 | 160                   | 20                 |
| Services           | 1/31/2003  | 400                   | 40 | 70                    | 10                 |
| Services           | 5/31/2003  | 800                   | 40 | 140                   | 20                 |
| Services           | 6/30/2003  | 400                   | 40 | 70                    | 10                 |
| Services           | 8/30/2003  | 400                   | 40 | 70                    | 10                 |
| Services           | 9/30/2003  | 1200                  | 40 | 210                   | 30                 |
| Services           | 10/31/2003 | 800                   | 40 | 140                   | 20                 |
| Services           | 1/31/2004  | 1200                  | 40 | 180                   | 30                 |
| Services           | 2/29/2004  | 1250                  | 40 | 187.5                 | 31.25              |
| Services           | 2/29/2004  | 400                   | 40 | 60                    | 10                 |
| Services           | 3/31/2004  | 50                    | 40 | 7.5                   | 1.25               |
| Services           | 3/31/2004  | 400                   | 40 | 60                    | 10                 |
| Services           | 5/31/2004  | 400                   | 40 | 60                    | 10                 |
| Services           | 7/30/2004  | 1500                  | 40 | 225                   | 37.5               |
| Services           | 11/30/2004 | 400                   | 40 | 60                    | 10                 |
| Services           | yr 2005    | 8950                  | 40 | 1118.75               | 223.75             |
| Services           | yr 2006    | 9460                  | 40 | 946.2                 | 236.55             |
| Services           | yr 2007    | 6050                  | 40 | 453.75                | 151.25             |
| Services           | yr 2008    | 2400                  | 40 | 120                   | 60                 |
| Services           | yr 2009    | 2800                  | 40 | 70                    | 70                 |
| Services           | yr 2010    | 7270                  | 40 | 0                     | 181.75             |
| <b>Total CIAC</b>  |            | <b>\$504,383.00</b>   |    | <b>\$279,855.40</b>   | <b>\$10,349.29</b> |
| <b>Total Plant</b> |            | <b>\$2,311,277.88</b> |    | <b>\$1,305,011.04</b> | <b>\$91,428.58</b> |

**The South Shore Water Works Company**  
**Detailed Description of Amortization Expense**  
For Rate Making Purposes Only

| Description             | Date      | Amount | yrs. | Prior Amz. | Amz.   |
|-------------------------|-----------|--------|------|------------|--------|
| <b>Reservior Maint.</b> |           |        |      |            |        |
| Fullerton Resv.         | 7/15/2002 | 17475  | 10   | 13980      | 1747.5 |

|                        |            |                    |    |                    |                   |
|------------------------|------------|--------------------|----|--------------------|-------------------|
| Morton Resv.           | 9/20/2002  | 850                | 10 | 680                | 85                |
| Morton Resv.           | 10/15/2002 | 5778               | 10 | 4632.4             | 577.8             |
| Morton Resv.           | 11/15/2002 | 3216.4             | 10 | 2573.12            | 321.64            |
| Morton Resv.           | 11/15/2002 | 12659.5            | 10 | 10127.6            | 1265.95           |
| Morton Resv.           | 11/15/2002 | 6000               | 10 | 4800               | 600               |
| Morton Resv.           | 7/15/2003  | 7900               | 10 | 5530               | 790               |
| Windy Hill Resv.       | 9/15/2003  | 13080              | 10 | 9156               | 1308              |
| Maloneton Int.         | 5/15/2009  | 9468               | 10 | 946.8              | 946.8             |
| All except Windy       | 10/15/2010 | 5500               | 10 | 0                  | 550               |
| All except windy       | 11/15/2010 | 15750              | 10 | 0                  | 1575              |
| <b>Reservior Total</b> |            | <b>\$97,676.90</b> |    | <b>\$52,425.92</b> | <b>\$9,767.69</b> |

### Accounting

|                         |            |     |   |     |        |
|-------------------------|------------|-----|---|-----|--------|
| PSC #2007-0199          | 11/15/2007 | 750 | 3 | 750 | \$0.00 |
| <b>Total Accounting</b> |            |     |   |     |        |

### Legal

|                    |            |                    |   |                    |                   |
|--------------------|------------|--------------------|---|--------------------|-------------------|
| PSC #2003-003      | 1/14/2005  | 4304.9             | 3 | 4304.9             | 0                 |
| 2003-003           | 2/15/2005  | 7768.1             | 3 | 7768.1             | 0                 |
| 2003-003           | 6/1/2005   | 35.5               | 3 | 35.5               | 0                 |
| 2003-003           | 7/1/2005   | 6419.6             | 3 | 6419.6             | 0                 |
| 2003-003           | 10/14/2005 | 165.4              | 3 | 165.4              | 0                 |
| 2003-003           | 11/15/2005 | 486.8              | 3 | 486.8              | 0                 |
| PSC #2003-003      | 2/1/2006   | 725                | 3 | 725                | 0                 |
| 2003-003           | 4/1/2006   | 638                | 3 | 638                | 0                 |
| 2003-003           | 4/14/2006  | 554.2              | 3 | 554.2              | 0                 |
| 2003-003           | 5/19/2006  | 1272.3             | 3 | 1272.3             | 0                 |
| 2003-003           | 7/1/2006   | 67.5               | 3 | 67.5               | 0                 |
| 2003-003           | 8/15/2006  | 227.6              | 3 | 227.6              | 0                 |
| 2003-003           | 10/2/2006  | 756.1              | 3 | 756.1              | 0                 |
| PSC #2007-0199     | 6/15/2007  | 166.5              | 3 | 166.5              | 0                 |
| PSC #2007-0199     | 7/13/2007  | 333                | 3 | 333                | 0                 |
| PSC #2007-0199     | 6/22/2007  | 3285.1             | 3 | 3285.09            | 0.01              |
| PSC #2007-0199     | 8/15/2007  | 57                 | 3 | 57                 | 0                 |
| 2007-0199          | 12/31/2007 | 602.5              | 3 | 602.49             | 0.01              |
| 2007-0199          | 3/14/2008  | 2507.2             | 3 | 1671.46            | 835.73            |
| 2007-0199          | 5/15/2008  | 62.6               | 3 | 41.74              | 20.87             |
| PSC#2009-00247     | 3/13/2009  | 332.2              | 3 | 110.73             | 110.73            |
| 2009-00247         | 4/15/2009  | 88.1               | 3 | 29.37              | 29.37             |
| 2009-00247         | 5/15/2009  | 1937.2             | 3 | 645.73             | 645.73            |
| 2009-00247         | 7/15/2009  | 5018.2             | 3 | 1672.73            | 1672.73           |
| 2009-00247         | 8/14/2009  | 1813.5             | 3 | 604.5              | 604.5             |
| 2009-00247         | 10/15/2009 | 1345.6             | 3 | 448.53             | 448.53            |
| PSC#2009-00475     | 12/15/2009 | 1245.3             | 3 | 415.1              | 415.1             |
| 2009-00475         | 1/15/2010  | 791.7              | 3 | 0                  | 263.9             |
| 2009-00475         | 2/15/2010  | 132                | 3 | 0                  | 44                |
| 2009-00475         | 5/18/2010  | 100                | 3 | 0                  | 33.33             |
| PSC#2009-00247     | 2/15/2010  | 3359.6             | 3 | 0                  | 1119.87           |
| 2009-00247         | 3/15/2010  | 5197.9             | 3 | 0                  | 1732.63           |
| 2009-00247         | 9/18/2010  | 103                | 3 | 0                  | 34.33             |
| 2009-00247         | 6/21/2010  | 3908.4             | 3 | 0                  | 1326.8            |
| 2009-00247         | 7/15/2010  | 314.9              | 3 | 0                  | 104.97            |
| 2009-00247         | 11/15/2010 | 450                | 3 | 0                  | 150               |
| <b>Total Legal</b> |            | <b>\$56,572.50</b> |   | <b>\$33,504.97</b> | <b>\$9,593.14</b> |

## Well Cleaning

|                            |            |                     |   |                    |                    |
|----------------------------|------------|---------------------|---|--------------------|--------------------|
| Well 6                     | 5/15/1995  | 4165                | 5 | 4165               | 0                  |
| Well 9                     | 12/19/1995 | 4177.5              | 5 | 4177.5             | 0                  |
| Well 10                    | 5/17/1996  | 2125                | 5 | 2125               | 0                  |
| Well 4                     | 1/15/1997  | 3307.5              | 5 | 3307.5             | 0                  |
| Well 3                     | 5/15/1997  | 4190                | 5 | 4190               | 0                  |
| Well 5                     | 5/15/1998  | 5312.85             | 5 | 5312.85            | 0                  |
| Well 2                     | 4/15/1999  | 4941                | 5 | 4941               | 0                  |
| Well 9                     | 8/15/2000  | 3650                | 5 | 3650               | 0                  |
| Well 11 & 12               | 9/15/2000  | 4930                | 5 | 4930               | 0                  |
| Muriatic Acid              | 8/15/2000  | 400                 | 5 | 400                | 0                  |
| Well 2                     | 12/15/2000 | 1350                | 5 | 1350               | 0                  |
| Well 1                     | 12/15/2000 | 1350                | 5 | 1350               | 0                  |
| Well 8                     | 12/15/2000 | 1350                | 5 | 1350               | 0                  |
| Muriatic Acid              | 11/15/2000 | 270.04              | 5 | 270.04             | 0                  |
| Muriatic Acid              | 11/15/2000 | 169.18              | 5 | 169.18             | 0                  |
| Muriatic Acid              | 11/15/2000 | 169.18              | 5 | 169.18             | 0                  |
| Muriatic Acid              | 11/15/2000 | 169.18              | 5 | 169.18             | 0                  |
| Muriatic Acid              | 1/15/2001  | 777.58              | 5 | 777.58             | 0                  |
| Well 9                     | 8/15/2001  | 1450                | 5 | 1450               | 0                  |
| Muriatic Acid              | 6/15/2001  | 300                 | 5 | 300                | 0                  |
| Muriatic Acid              | 8/15/2002  | 616.52              | 5 | 616.52             | 0                  |
| Well 4                     | 8/16/2002  | 2639.25             | 5 | 2639.25            | 0                  |
| Well 5                     | 8/16/2002  | 2952.75             | 5 | 2952.75            | 0                  |
| Well 6                     | 8/16/2002  | 2668.37             | 5 | 2668.37            | 0                  |
| Well 1                     | 1/15/2004  | 2400                | 5 | 2400               | 0                  |
| Muriatic Acid              | 2/13/2004  | 471.5               | 5 | 471.5              | 0                  |
| Well 12                    | 2/27/2004  | 3410                | 5 | 3410               | 0                  |
| Well 2                     | 5/13/2005  | 3000                | 5 | 3000               | 0                  |
| Acid                       | 9/15/2005  | 338.35              | 5 | 338.35             | 0                  |
| Acid                       | 10/14/2005 | 338.35              | 5 | 338.38             | 0                  |
| Well 4                     | 10/14/2005 | 2556                | 5 | 2556               | 0                  |
| Well 5                     | 10/14/2005 | 2548                | 5 | 2548               | 0                  |
| Well 11                    | 12/15/2005 | 2565                | 5 | 2565               | 0                  |
| Wells 1-2-8 Acid           | 4/13/2007  | 999.42              | 5 | 599.64             | 199.88             |
| Wells 1-2-8                | 4/20/2007  | 12121.12            | 5 | 7272.66            | 2424.22            |
| Acid                       | 5/15/2008  | 756.12              | 5 | 302.44             | 151.22             |
| Wells 3 & 9                | 5/15/2008  | 10426.36            | 5 | 4170.54            | 2085.27            |
| Acid                       | 8/15/2008  | 387.93              | 5 | 155.18             | 77.59              |
| Well 6                     | 8/15/2008  | 4640                | 5 | 1856               | 928                |
| Acid                       | 4/15/2009  | 859.39              | 3 | 286.46             | 286.46             |
| Well 1-2                   | 4/15/2009  | 10669.22            | 3 | 3556.41            | 3556.41            |
| Well 5                     | 7/15/2009  | 5655                | 4 | 1413.75            | 1413.75            |
| Powered cl2 W12            | 7/15/2009  | 212.93              | 5 | 42.59              | 42.59              |
| Acid                       | 8/15/2009  | 631.69              | 5 | 126.34             | 126.34             |
| Acid                       | 10/15/2009 | 248.39              | 5 | 49.68              | 49.68              |
| Well 12                    | 10/15/2009 | 6670                | 5 | 1334               | 1334               |
| <b>Total Well Cleaning</b> |            | <b>\$125,335.67</b> |   | <b>\$92,223.82</b> | <b>\$12,675.41</b> |

## Vehicle Lease Termination Fees

|                |           |         |   |         |   |
|----------------|-----------|---------|---|---------|---|
| PSC #2003-0044 | 2/14/2003 | 2344    | 3 | 2344    | 0 |
| PSC #2003-0044 | 2/14/2003 | 2389    | 3 | 2389    | 0 |
| PSC #2003-0044 | 2/14/2003 | 2996    | 3 | 2996    | 0 |
| Excess Mileage | 12/5/2006 | 1844.23 | 3 | 1844.23 | 0 |



|                   |            |                    |   |                    |                 |
|-------------------|------------|--------------------|---|--------------------|-----------------|
| Excess Mileage    | 10/28/2009 | 1784.26            | 3 | 594.75             | 594.75          |
| <b>Fees Total</b> |            | <b>\$11,357.49</b> |   | <b>\$10,167.98</b> | <b>\$594.75</b> |

**Treatment Filters**

|                      |           |                   |    |                   |                 |
|----------------------|-----------|-------------------|----|-------------------|-----------------|
| PSC #2003-0044       | 2003      | 1980              | 10 | 1386              | 198             |
| Filters Maint.       | 4/11/2003 | 5980              | 10 | 4186              | 598             |
| <b>Filters Total</b> |           | <b>\$7,960.00</b> |    | <b>\$5,572.00</b> | <b>\$796.00</b> |

**Other Amortization**

|                        |      |             |    |                |              |
|------------------------|------|-------------|----|----------------|--------------|
| PSC #2003-0044         | 2003 | 1267        | 40 | 221.76         | 31.68        |
| PSC #2007-0199         | 2007 | 2910        | 3  | 2910           | 0            |
| <b>Total Other Amz</b> |      | <b>4177</b> |    | <b>3131.76</b> | <b>31.68</b> |

|                           |  |  |  |  |                    |
|---------------------------|--|--|--|--|--------------------|
| <b>Total Amz. Expense</b> |  |  |  |  | <b>\$33,818.67</b> |
|---------------------------|--|--|--|--|--------------------|

ALL-STATE LEGAL 600-222-0610 ED11



RECYCLED

DATE 01/07/11 FIRST & PEOPLES BANK AND TRUST PAGE 1  
 PREPARED FOR SOUTH SHORE WATER WORKS  
 FREQ/CODE 1/M 3.150% 1,210.40 90,331.52

| DATE     | NUMBER | ESCRWB<br>PAYMENT | INTEREST<br>PAYMENT | PRINCIPAL<br>PAYMENT | TOTAL<br>PRN & INT | BALANCE<br>DUE |
|----------|--------|-------------------|---------------------|----------------------|--------------------|----------------|
| 01/16/11 | 1      | .00               | 237.12              | 973.29               | 1,210.40           | 89,358.24      |
| 02/16/11 | 2      | .00               | 234.57              | 975.83               | 1,210.40           | 88,362.41      |
| 03/16/11 | 3      | .00               | 232.00              | 978.40               | 1,210.40           | 87,404.91      |
| 04/16/11 | 4      | .00               | 229.44              | 980.95               | 1,210.40           | 86,423.05      |
| 05/16/11 | 5      | .00               | 226.86              | 983.54               | 1,210.40           | 85,439.51      |
| 06/16/11 | 6      | .00               | 224.28              | 986.12               | 1,210.40           | 84,453.49      |
| 07/16/11 | 7      | .00               | 221.69              | 988.71               | 1,210.40           | 83,464.88      |
| 08/16/11 | 8      | .00               | 219.09              | 991.31               | 1,210.40           | 82,473.97      |
| 09/16/11 | 9      | .00               | 216.49              | 993.91               | 1,210.40           | 81,479.46      |
| 10/16/11 | 10     | .00               | 213.88              | 996.52               | 1,210.40           | 80,482.94      |
| 11/16/11 | 11     | .00               | 211.27              | 999.13               | 1,210.40           | 79,483.81      |
| 12/16/11 | 12     | .00               | 208.65              | 1,001.75             | 1,210.40           | 78,482.06      |

.00 2,675.34\* 11,849.46\* 14,524.80\*

|          |    |     |        |          |          |           |
|----------|----|-----|--------|----------|----------|-----------|
| 01/16/12 | 13 | .00 | 206.02 | 1,004.38 | 1,210.40 | 77,477.68 |
| 02/16/12 | 14 | .00 | 203.38 | 1,007.02 | 1,210.40 | 76,470.66 |
| 03/16/12 | 15 | .00 | 200.74 | 1,009.66 | 1,210.40 | 75,461.00 |
| 04/16/12 | 16 | .00 | 198.09 | 1,012.31 | 1,210.40 | 74,448.69 |
| 05/16/12 | 17 | .00 | 195.43 | 1,014.97 | 1,210.40 | 73,433.72 |
| 06/16/12 | 18 | .00 | 192.76 | 1,017.64 | 1,210.40 | 72,416.08 |
| 07/16/12 | 19 | .00 | 190.09 | 1,020.31 | 1,210.40 | 71,395.77 |
| 08/16/12 | 20 | .00 | 187.41 | 1,022.99 | 1,210.40 | 70,372.78 |
| 09/16/12 | 21 | .00 | 184.73 | 1,025.67 | 1,210.40 | 69,347.11 |
| 10/16/12 | 22 | .00 | 182.04 | 1,028.36 | 1,210.40 | 68,318.75 |
| 11/16/12 | 23 | .00 | 179.34 | 1,031.06 | 1,210.40 | 67,287.69 |
| 12/16/12 | 24 | .00 | 176.63 | 1,033.77 | 1,210.40 | 66,253.92 |

.00 2,295.65\* 12,228.14\* 14,524.80\*

|          |    |     |        |          |          |           |
|----------|----|-----|--------|----------|----------|-----------|
| 01/16/13 | 25 | .00 | 173.92 | 1,036.48 | 1,210.40 | 65,217.44 |
| 02/16/13 | 26 | .00 | 171.20 | 1,039.20 | 1,210.40 | 64,178.24 |
| 03/16/13 | 27 | .00 | 168.47 | 1,041.93 | 1,210.40 | 63,136.31 |
| 04/16/13 | 28 | .00 | 165.73 | 1,044.67 | 1,210.40 | 62,091.64 |
| 05/16/13 | 29 | .00 | 162.99 | 1,047.41 | 1,210.40 | 61,044.23 |
| 06/16/13 | 30 | .00 | 160.24 | 1,050.16 | 1,210.40 | 59,994.07 |
| 07/16/13 | 31 | .00 | 157.48 | 1,052.92 | 1,210.40 | 58,941.15 |
| 08/16/13 | 32 | .00 | 154.72 | 1,055.68 | 1,210.40 | 57,885.47 |
| 09/16/13 | 33 | .00 | 151.95 | 1,058.45 | 1,210.40 | 56,827.02 |
| 10/16/13 | 34 | .00 | 149.17 | 1,061.23 | 1,210.40 | 55,765.79 |
| 11/16/13 | 35 | .00 | 146.39 | 1,064.01 | 1,210.40 | 54,701.78 |
| 12/16/13 | 36 | .00 | 143.59 | 1,066.81 | 1,210.40 | 53,634.97 |

.00 1,905.85\* 12,618.95\* 14,524.80\*

f Cas 1. Approx. 486.83



RECYCLED

F011

ALL INFORMATION CONTAINED  
HEREIN IS UNCLASSIFIED

**Gallons Sold and Revenue**

|                      | <b>Existing</b>   |             |                     |
|----------------------|-------------------|-------------|---------------------|
|                      | <b>Gals. Sold</b> | <b>Rate</b> | <b>Revenue</b>      |
| First 1,000 gals Min | 26690             | 9.95        | \$265,565.50        |
| Next 9,000 gals      | 69258             | 4.25        | \$294,346.50        |
| Over 10,000 galls    | 28940             | 2.98        | \$86,241.20         |
| Hydrant Charges      | 288               | 12.27       | \$3,533.76          |
|                      |                   |             | <b>\$649,686.96</b> |

|                      | <b>Proposed</b>   |             |                     |
|----------------------|-------------------|-------------|---------------------|
|                      | <b>Gals. sold</b> | <b>Rate</b> | <b>Revenue</b>      |
| First 1,000 gals Min | 26690             | 13.43       | \$358,448.70        |
| Next 9,000 gals      | 69258             | 5.74        | \$397,540.92        |
| Over 10,000 gals     | 22526             | 4.02        | \$90,554.52         |
| Hydrant Charges      | 288               | 16.56       | \$4,769.28          |
|                      |                   |             | <b>\$851,311.42</b> |

ALL-STATE LEGAL SUPPLY CO. 1-800-222-0510 ED11



RECYCLED

### Gallons Sold

|                        | Minimun Next Over |              |              | Hyds       | Total gals    |
|------------------------|-------------------|--------------|--------------|------------|---------------|
|                        | 1000              | 9000         | 1000         |            |               |
| J                      | 2215              | 5658         | 2028         | 24         | 9925          |
| F                      | 2206              | 5638         | 4000         | 24         | 11868         |
| M                      | 2196              | 5094         | 1955         | 24         | 9269          |
| A                      | 2205              | 5496         | 2427         | 24         | 10152         |
| M                      | 2224              | 5767         | 2971         | 24         | 10968         |
| J                      | 2228              | 5395         | 2127         | 24         | 9774          |
| J                      | 2232              | 6735         | 3002         | 24         | 11993         |
| A                      | 2231              | 6515         | 2842         | 24         | 11612         |
| S                      | 2236              | 6155         | 2474         | 24         | 10889         |
| O                      | 2242              | 6249         | 2437         | 24         | 10952         |
| N                      | 2238              | 5392         | 1391         | 24         | 9045          |
| D                      | 2237              | 5164         | 1250         | 24         | 8672          |
| <b>Totals</b>          | <b>26690</b>      | <b>69258</b> | <b>28904</b> | <b>288</b> | <b>125119</b> |
| Sewer Plant Adjustment | 0                 | 0            | -6378        | 0          |               |
| <b>Adjusted Totals</b> | <b>26690</b>      | <b>69256</b> | <b>22526</b> | <b>288</b> | <b>131695</b> |



RECYCLED

ALL-STATE LEGAL SUPPLY CO. 1-800-222-0510 ED11



**Revenue Requirement**

|  |              |
|--|--------------|
| Operating Expenses                       | \$766,257.46 |
| Divided by: Operating Ratio              | 88%          |
| Sub Total                                | \$870,747.34 |
| Less: Operating Expenses                 | \$766,257.46 |
| Net Operating Income After Income Taxes  | \$104,489.88 |
| Multiplied by: Gross-up Factor           | 1.6118633    |
| Net Operating Income Before Income Taxes | \$168,423.40 |
| Add: Operating Expenses                  | \$766,257.46 |
| Revenue Requirement                      | \$870,747.34 |
| Less: Operating Revenue                  | \$650,297.23 |
| Revenue Increase                         | \$220,450.11 |