



1077 Celestial Street • Rookwood Bldg • Suite 110  
Cincinnati, Ohio 45202-1629  
(513) 621-1113  
(800) 598-2046  
(513) 621-3773 Fax

October 27, 2010

**VIA FACSIMILE TRANSMISSION (502) 564-3460**

Mr. Jeff Derouen  
Executive Director  
Kentucky Public Service Commission  
211 Sower Boulevard  
Frankfort, Kentucky 40602-0615

RECEIVED

OCT 28 2010

PUBLIC SERVICE  
COMMISSION

**Re: Case No. 2010-00146**

Dear Mr. Derouen:

Enclosed for filing in the above-captioned matter with the Commission is a faxed copy of Stand Energy Corporation's Post-Hearing Data Responses and responsive documents totaling 13 pages.

We will follow up within 24 hours by filing the original documents and ten (10) copies with the Commission via UPS Overnight Next Day Air Early A.M.

Thank you for your prompt attention to this filing. If you have any questions you may contact me at (513) 621-1113.

Sincerely,

John M. Dosker  
General Counsel

Encls.

**COMMONWEALTH OF KENTUCKY**  
**BEFORE THE PUBLIC SERVICE COMMISSION**

**IN THE MATTER OF:**

**AN INVESTIGATION OF NATURAL GAS     )**     **Case No. 2010-00146**  
**RETAIL COMPETITION PROGRAMS        )**

---

**STAND ENERGY CORPORATION'S POST-HEARING DATA RESPONSES**

---

Intervenor, Stand Energy Corporation (“SEC”), by and through counsel, submits the following responses to data requests received during the hearing of this matter before the PSC.

**Chairman Armstrong Request:** Chairman Armstrong asked Mr. Ward for a copy of the Stand Energy Regulatory Department organizational chart.

**Response: Responder: Mark Ward.** Mr. Ward testified that "You're looking at it" and pointed to himself and John Dosker. It was Mr. Ward's belief that this response satisfied the Chairman's inquiry. If the Chairman still requests a copy of the Stand Energy organizational chart, we will gladly supply one.

**Staff Request:** Provide a spreadsheet similar to the spreadsheets produced by Stand Energy for its Commonwealth of Kentucky, La Grange Reformatory and LG&E Motel customers showing fiscal year savings and loss for the one customer Stand Energy serves behind Delta Natural Gas and the highest and lowest usage private (non-public) customers Stand Energy serves on the Duke Kentucky system.

**Response: Responder: Mark Ward.**

Attached are spreadsheets showing the fiscal calendar year savings or loss analyses for Stand Energy's largest and smallest private (non-public) customers served on the Duke Energy Kentucky system. Stand Energy is also providing a similar spreadsheet for our one customer served on the Delta Natural Gas system. We have redacted only the customer's names to protect the confidentiality of the customer and Stand Energy's confidential customer list.

In the analyses for the Duke Kentucky customers we have included both the commodity cost of gas and the customer and delivery charges for Duke Kentucky. The customer charges and delivery charges between sales and transportation rates behind Duke are significantly different. In the case of the Delta customer we show only the difference in the commodity cost of gas as the charges from Delta are essentially the same whether it is a sales customer or transportation customer.

**Staff Request:** Please state how many customers Stand Energy has in Kentucky.

**Response: Responder: Mark Ward.**

47 service locations serving transportation customers.

**Delta Request:** Provide a copy of the document that some of the Public Witnesses supporting Stand Energy were holding in their hands. It appeared to have Stand Energy logo or letterhead. Also produce a list of who the document was sent to.

**Response: Responder: John Dosker.**


Attached is the document. Also attached is the e-mail whereby the document was distributed. The recipients are shown on the e-mail. The recipients are all Stand Energy sales employees with Kentucky customers or Kentucky responsibilities. Upon information and belief only Mr. Toebben was successful in getting witnesses to travel to Frankfort to testify. I had no communications with any of the Public Witnesses, other than Mr. Toebben, before or after their testimony.

**Vice-Chairman Gardner Request:** Provide a list of those states where Stand Energy is currently serving customers and the total number of unique local distribution companies within those states where Stand Energy serves customers.

**Response: Responder: John Dosker**

Stand Energy is currently serving customers in 13 states: Kentucky, Ohio, Indiana, Michigan, Illinois, Tennessee, Virginia, West Virginia, South Carolina, North Carolina, Maryland, Pennsylvania, New York. Stand Energy is currently serving customers behind 31 different local distribution companies in those states.

RESPECTFULLY SUBMITTED,

  
JOHN M. DOSKER (KBA #82089)  
GENERAL COUNSEL  
Stand Energy Corporation  
1077 Celestial Street, Suite #110  
Cincinnati, OH 45202-1629  
(Phone) (513) 621-1113  
(Fax) (513) 621-3773  
jdosker@stand-energy.com


VERIFICATION

STATE OF OHIO )  
 ) SS:  
COUNTY OF HAMILTON )

The undersigned, Mark T. Ward, being duly sworn and cautioned, deposes and states that he is General Counsel of Stand Energy Corporation and that he has personal knowledge of the matters set forth in the responses for which he is identified as the witness, and the answers contained therein are true and correct to the best of his information, knowledge and belief.

  
\_\_\_\_\_  
Mark T. Ward

Subscribed and sworn to before me, a Notary Public, in and before said County and State, this 27<sup>th</sup> day of October, 2010. My Commission expires: 2-7-2011.


  
\_\_\_\_\_  
NOTARY PUBLIC STATE-AT-LARGE

KATHY L. KELLEMS  
Notary Public, State of Ohio  
My Commission Expires  
February 7, 2011

VERIFICATION

STATE OF OHIO )  
 ) SS:  
COUNTY OF HAMILTON )

The undersigned, John M. Dosker, being duly sworn and cautioned, deposes and states that he is General Counsel of Stand Energy Corporation and that he has personal knowledge of the matters set forth in the responses for which he is identified as the witness, and the answers contained therein are true and correct to the best of his information, knowledge and belief.

  
John M. Dosker

Subscribed and sworn to before me, a Notary Public, in and before said County and State, this 27<sup>th</sup> day of October, 2010. My Commission expires: 2-7-2011.

  
NOTARY PUBLIC STATE-AT-LARGE

KATHY L. KELLEMS  
Notary Public, State of Ohio  
My Commission Expires  
February 7, 2011

**CERTIFICATE OF SERVICE**

I hereby certify that I served true and accurate copies of Stand Energy Corporation's Post-Hearing Data Responses this 27th day of October, 2010 by regular U.S. Mail upon the following parties of record and their representatives or counsel and by e-mail to the list provided by

Commission Staff:

Ms. Judy Cooper  
Manager, Regulatory Services  
Columbia Gas of Kentucky, Inc.  
2001 Mercer Drive  
P.O. Box 14241  
Lexington, KY 40512-4241

Dennis Howard, II, Esq.  
Lawrence W. Cook, Esq.  
1024 Capital Center Drive, Suite 200  
Frankfort, Kentucky 40601-8204  
**Assistant Attorneys General  
Utility & Rate Intervention Division**

Rocco D'Ascenzo, Esq.  
Senior Counsel  
Duke Energy Kentucky, Inc.  
139 East Fourth Street R 25 AT II  
P.O. Box 960  
Cincinnati, Ohio 45201

Lonnie E. Bellar  
V.P. State Regulation  
Louisville Gas & Electric Company  
220 W. Main Street  
P.O. Box 32010  
Louisville, Kentucky 40202

John B. Brown  
Chief Financial Officer, Treasurer  
Delta Natural Gas Company, Inc.  
3617 Lexington Road  
Winchester, Kentucky 40391

Iris. G. Skidmore  
Bates & Skidmore  
415 W. Main Street, Suite 2  
Frankfort, Kentucky 40601-1841  
**Counsel for CAC**

Matthew Malone, Esq.  
Hurt, Crosbie & May  
127 W. Main Street  
Lexington, Kentucky 40507-1320  
**Counsel for IGS, SouthStar & Vectren**

Tom Fitzgerald, Esq.  
Liz D. Edmondson, Esq.  
Kentucky Resources Council, Inc.  
P.O. Box 1070  
Frankfort, Kentucky 40602-1070  
**Counsel for AARP**

Lisa Kilkelly, Esq.  
Legal Aid Society  
416 West Muhammad Ali Boulevard  
Suite 300  
Louisville, Kentucky 40202  
**Counsel for ACM**

Trevor L. Earl, Esq.  
Reed, Weitkamp, Schell & Vice, PLLC  
500 West Jefferson Street  
Suite 2400  
Louisville, Kentucky 40202-2812  
**Counsel for MX Energy**

Brooke E. Leslie, Esq.  
Columbia Gas of Kentucky, Inc.  
200 Civic Center Drive  
P.O. Box 117  
Columbus, Ohio 43216-0017

Mike Martin  
V.P. Rates & Regulatory Affairs  
Atmos Energy Corporation  
3275 Highland Pointe Drive  
Owensboro, Kentucky 42303

Robert M Watt, III  
Stoll, Keenon Ogden, PLLC  
300 West Vine Street, Suite 2100  
Lexington, Kentucky 40507  
**Counsel for Delta Natural Gas Co. Inc.**

Holly Rachel Smith  
Hitt Business Center  
3803 Rectortown Road  
Marshall, VA 20115  
**Counsel for Walmart**

Michael T. Griffiths, Esq.  
111 Monument Circle  
Suite 2200  
Indianapolis, Indiana 46204  
**Counsel for Proliance**

Katherine K. Yunker, Esq.  
John B. Park, Esq.  
Yunker & Park, PLC  
P.O. Box 21784  
Lexington, Kentucky 40522-1784  
**Counsel for ProLiance & RESA**

Mark R. Hutchinson  
Wilson, Hutchinson, Poteat & Littlepage  
611 Frederica Street  
Owensboro, KY 42301  
**Counsel for Atmos Energy Corp.**

  
JOHN M. DOSKER



**YOUR URGENT ATTENTION IS REQUESTED:**

**Outline of Natural Gas Issue To Be Discussed in Kentucky PSC Hearing**

**WHERE?**

Tuesday, October 19, 2010  
Kentucky Public Service Commission (PSC)  
211 Sower Blvd.  
Frankfort, Kentucky

**WHEN?**

Begins 10:00 a.m.

**WHAT?**

The PSC is investigating retail natural gas competition in Kentucky. Presently, very few industrial, commercial and governmental customers have the ability now to buy natural gas on the open market. We hope that you can write a letter or personally appear on the Tuesday October 19th at the PSC and have them hear from you that you want an option to purchase natural gas on a competitive market like other states surrounding Kentucky.

The PSC needs to be told that competition will benefit everyone.

Current practices, approved by the PSC, discriminate against small business and public buildings by only allowing the largest customers to purchase in a competitive market. Further, small business are required to pay up to \$5,000/year additional administrative (meter) fees for the same privilege, which is not the case in other states; and there are many other discriminatory practices to the disadvantage of businesses buying in a competitive market.

Allowing competition would benefit Kentucky natural gas producers and generate more tax revenue and income to Kentucky producers.

**WHY?**

The PSC wrote or approved the present rules. The PSC should now update and change those rules to allow a competitive natural gas market in Kentucky,.

**Please send a letter or personally attend the meeting on this coming Tuesday on October 19, 2010 in Frankfort, Kentucky.**

**If you have any questions, please call John Dosker at Stand Energy Corporation (513) 621-113**

**Dosker, John**

**From:** Dosker, John  
**Sent:** Monday, October 18, 2010 11:23 AM  
**To:** Burig, David M.  
**Subject:** FW: Kentucky PSC Hearing Next Tuesday in Frankfort, KY  
**Attachments:** Hearing Witness Request.doc

John M. Dosker\*  
General Counsel  
Stand Energy Corporation  
a Kentucky corporation  
1077 Celestial St., Suite 110  
Cincinnati, OH 45202-1629  
Ph- 513-621-1113 Fax- 513-621-3773  
[idosker@stand-energy.com](mailto:idosker@stand-energy.com)

\* Licensed Only in Kentucky

The information contained in this message is privileged and confidential information intended for the use of the individual or entity named above. If the reader of this message is not the intended recipient, or the employee or agent responsible to deliver it to the intended recipient, you are hereby notified that any dissemination, distribution or copying of this communication is strictly prohibited. If you have received this communication in error, please immediately notify us by telephone at 513-621-1113 and delete this electronic file. Thank you.

**From:** Dosker, John  
**Sent:** Thursday, October 14, 2010 11:05 AM  
**To:** Randy Bessler; Dover, Stacey; Freeman, Larry; Leach, Terri; Phillips, John; Ward, Mark  
**Subject:** Kentucky PSC Hearing Next Tuesday in Frankfort, KY

Per Matth.:

Please send the attached Word document to your Kentucky customers and contacts and ask them to send a letter, or to appear in person next week.

Thanks.

John M. Dosker\*  
General Counsel  
Stand Energy Corporation  
a Kentucky corporation  
1077 Celestial St., Suite 110  
Cincinnati, OH 45202-1629  
Ph- 513-621-1113 Fax- 513-621-3773  
[idosker@stand-energy.com](mailto:idosker@stand-energy.com)

\* Licensed Only in Kentucky

The information contained in this message is privileged and confidential information intended for the use of the individual or entity named above. If the reader of this message is not the intended recipient, or the employee or agent responsible to deliver it to the intended recipient, you are hereby notified that any dissemination, distribution or copying of this communication is strictly prohibited. If you have received this communication in error, please immediately notify us by telephone at 513-621-1113 and delete this electronic file. Thank you.

10/27/2010

**Stand Energy Corporation LARGE  
November 2006 - August 2010  
Duke Kentucky vs. Stand Energy Corporation  
(includes additional Duke charges)**

DATE	USAGE - MCF	DUKE GCR	DUKE MTHLY CUST CHARGE	DUKE DELIVERY CHARGE /MCF	DUKE SPEND	DUKE IT TRANSPORT CUST ADMIN FEE	DUKE IT TRANSPORT DELIVERY CHARGE/MCF	SEC SPEND (COMMODITY & TRANSPORTATION )	DIFFERENCE (DUKE - SEC)
Nov-06	7016.00	\$ 8.440	\$ 30.00	\$ 2.0949	\$ 73,942.86	\$ 430.00	\$ 0.7626	\$ 76,609.85	
Dec-06	5380.00	\$ 9.846	\$ 30.00	\$ 2.0949	\$ 64,272.04	\$ 430.00	\$ 0.7626	\$ 52,149.53	
	12396.00		\$ 60.00		\$ 138,214.90	\$ 860.00		\$ 128,759.388	\$ 9,455.51
Jan-07	8459.00	\$ 9.769	\$ 30.00	\$ 2.0949	\$ 100,386.73	\$ 430.00	\$ 0.7626	\$ 79,560.09	
Feb-07	10984.00	\$ 9.184	\$ 30.00	\$ 2.0949	\$ 123,917.44	\$ 430.00	\$ 0.7626	\$ 107,300.24	
Mar-07	11734.00	\$ 9.349	\$ 30.00	\$ 2.0949	\$ 134,312.72	\$ 430.00	\$ 0.7626	\$ 113,653.56	
Apr-07	5373.00	\$ 8.782	\$ 30.00	\$ 2.0949	\$ 58,471.58	\$ 430.00	\$ 0.7626	\$ 51,138.09	
May-07	8446.00	\$ 9.036	\$ 30.00	\$ 2.0949	\$ 94,041.58	\$ 430.00	\$ 0.7626	\$ 80,004.00	
Jun-07	12137.00	\$ 9.803	\$ 30.00	\$ 2.0949	\$ 144,434.81	\$ 430.00	\$ 0.7626	\$ 119,430.57	
Jul-07	10004.00	\$ 10.060	\$ 30.00	\$ 2.0949	\$ 121,627.62	\$ 430.00	\$ 0.7626	\$ 99,594.30	
Aug-07	7848.00	\$ 8.872	\$ 30.00	\$ 2.0949	\$ 86,098.23	\$ 430.00	\$ 0.7626	\$ 71,759.10	
Sep-07	5558.00	\$ 8.416	\$ 30.00	\$ 2.0949	\$ 58,449.58	\$ 430.00	\$ 0.7626	\$ 74,412.87	
Oct-07	6278.00	\$ 7.890	\$ 30.00	\$ 2.0949	\$ 62,715.20	\$ 430.00	\$ 0.7626	\$ 64,025.89	
Nov-07	9029.00	\$ 8.838	\$ 30.00	\$ 2.0949	\$ 98,743.15	\$ 430.00	\$ 0.7626	\$ 91,674.15	
Dec-07	6839.00	\$ 9.628	\$ 30.00	\$ 2.0949	\$ 80,202.91	\$ 430.00	\$ 0.7626	\$ 77,144.20	
	102689.00		\$ 360.00		\$ 1,163,401.57	\$ 5,160.00		\$ 1,029,697.065	\$ 133,704.51
Jan-08	7878.00	\$ 9.263	\$ 30.00	\$ 2.0949	\$ 89,507.54	\$ 430.00	\$ 0.7626	\$ 83,073.32	
Feb-08	5614.00	\$ 9.953	\$ 30.00	\$ 2.0949	\$ 67,666.91	\$ 430.00	\$ 0.7626	\$ 60,435.57	
Mar-08	8781.00	\$ 10.116	\$ 30.00	\$ 2.0949	\$ 107,253.91	\$ 430.00	\$ 0.7626	\$ 100,641.22	
Apr-08	12175.00	\$ 11.908	\$ 30.00	\$ 2.0949	\$ 170,515.31	\$ 430.00	\$ 0.7626	\$ 141,063.57	
May-08	11188.00	\$ 11.530	\$ 30.00	\$ 2.0949	\$ 152,465.38	\$ 430.00	\$ 0.7626	\$ 159,254.87	
Jun-08	9370.00	\$ 11.623	\$ 30.00	\$ 2.0949	\$ 128,566.72	\$ 430.00	\$ 0.7626	\$ 147,672.08	
Jul-08	5877.00	\$ 11.683	\$ 30.00	\$ 2.0949	\$ 81,003.89	\$ 430.00	\$ 0.7626	\$ 88,976.91	
Aug-08	8631.00	\$ 12.972	\$ 30.00	\$ 2.0949	\$ 130,072.41	\$ 430.00	\$ 0.7626	\$ 113,247.11	
Sep-08	7673.00	\$ 10.559	\$ 30.00	\$ 2.0949	\$ 97,123.37	\$ 430.00	\$ 0.7626	\$ 102,200.73	
Oct-08	8048.00	\$ 9.540	\$ 30.00	\$ 2.0949	\$ 93,667.68	\$ 430.00	\$ 0.7626	\$ 104,891.38	
Nov-08	7760.00	\$ 9.048	\$ 30.00	\$ 2.0949	\$ 86,498.90	\$ 430.00	\$ 0.7626	\$ 82,463.55	
Dec-08	5358.00	\$ 8.779	\$ 30.00	\$ 2.0949	\$ 58,292.36	\$ 430.00	\$ 0.7626	\$ 62,083.22	
	98353.00		\$ 360.00		\$ 1,262,634.39	\$ 5,160.00		\$ 1,246,003.539	\$ 16,630.85
Jan-09	6976.00	\$ 8.170	\$ 30.00	\$ 2.0949	\$ 71,637.94	\$ 430.00	\$ 0.7626	\$ 76,445.31	
Feb-09	5250.00	\$ 8.271	\$ 30.00	\$ 2.0949	\$ 54,450.98	\$ 430.00	\$ 0.7626	\$ 61,616.54	
Mar-09	13074.00	\$ 7.389	\$ 30.00	\$ 2.0949	\$ 124,022.51	\$ 430.00	\$ 0.7626	\$ 113,777.11	
Apr-09	4490.00	\$ 5.684	\$ 30.00	\$ 2.0949	\$ 34,957.26	\$ 430.00	\$ 0.7626	\$ 58,324.39	
May-09	4934.27	\$ 5.848	\$ 30.00	\$ 2.0949	\$ 39,222.38	\$ 430.00	\$ 0.7626	\$ 53,162.98	
Jun-09	6132.98	\$ 6.392	\$ 30.00	\$ 2.0949	\$ 52,079.98	\$ 430.00	\$ 0.7626	\$ 60,036.25	
Jul-09	8287.50	\$ 5.690	\$ 30.00	\$ 2.0949	\$ 64,547.39	\$ 430.00	\$ 0.7626	\$ 72,329.38	
Aug-09	6550.47	\$ 5.792	\$ 30.00	\$ 2.0949	\$ 51,692.92	\$ 430.00	\$ 0.7626	\$ 61,147.02	
Sep-09	4924.90	\$ 6.676	\$ 30.00	\$ 2.0949	\$ 43,225.78	\$ 430.00	\$ 0.7626	\$ 53,021.63	
Oct-09	8441.47	\$ 5.402	\$ 30.00	\$ 2.0949	\$ 63,314.83	\$ 430.00	\$ 0.7626	\$ 76,255.01	
Nov-09	6258.23	\$ 6.699	\$ 30.00	\$ 2.0949	\$ 55,064.23	\$ 430.00	\$ 0.7626	\$ 47,353.24	
Dec-09	10078.48	\$ 6.598	\$ 47.50	\$ 2.0949	\$ 87,658.73	\$ 430.00	\$ 0.7626	\$ 80,059.62	
	85398.29		\$ 377.50		\$ 741,874.91	\$ 5,160.00		\$ 813,528.472	\$ (71,653.56)
Jan-10	10810.53	\$ 7.166	\$ 47.50	\$ 2.0949	\$ 100,162.70	\$ 430.00	\$ 0.9493	\$ 88,735.63	
Feb-10	8619.00	\$ 7.505	\$ 47.50	\$ 2.0949	\$ 82,789.04	\$ 430.00	\$ 0.9493	\$ 68,930.91	
Mar-10	8651.10	\$ 6.943	\$ 47.50	\$ 2.0949	\$ 78,235.27	\$ 430.00	\$ 0.9493	\$ 66,137.74	
Apr-10	7936.42	\$ 5.964	\$ 47.50	\$ 2.0949	\$ 64,006.34	\$ 430.00	\$ 0.9493	\$ 59,813.29	
May-10	8767.37	\$ 5.718	\$ 47.50	\$ 2.0949	\$ 68,546.07	\$ 430.00	\$ 0.9493	\$ 65,391.43	
Jun-10	9637.32	\$ 6.515	\$ 47.50	\$ 2.0949	\$ 83,023.83	\$ 430.00	\$ 0.9493	\$ 72,722.20	
Jul-10	10257.08	\$ 6.826	\$ 47.50	\$ 2.0949	\$ 91,549.85	\$ 430.00	\$ 0.9493	\$ 75,593.53	
Aug-10	8732.03	\$ 6.560	\$ 47.50	\$ 2.0949	\$ 75,622.32	\$ 430.00	\$ 0.9493	\$ 64,941.47	
	73410.84		\$ 380.00		\$ 643,935.44	\$ 3,440.00		\$ 562,266.209	81,669.23
<b>TOTALS</b>	<b>372247.13</b>		<b>\$ 1,537.50</b>		<b>\$ 3,950,061.21</b>	<b>\$ 19,780.00</b>		<b>\$ 3,780,254.67</b>	<b>169,806.54</b>



**Stand Energy Corporation SMALL  
January 2005 - August 2010  
Duke Kentucky vs. Stand Energy Corporation  
(includes additional Duke charges)**

DATE	USAGE - MCF	DUKE GCR	DUKE MTHLY CUST CHARGE	DUKE DELIVERY CHARGE /MCF	DUKE SPEND	DUKE FT TRANSPORT CUST ADMIN FEE	DUKE FT TRANSPORT DELIVERY CHARGE/MCF	SEC SPEND (COMMODITY & TRANSPORTATION)	DIFFERENCE (DUKE - SEC)
Jan-05	1839.00	\$ 7.736	\$ 15.35	\$ 2.0490	18,009.965	\$ 330.00	\$ 1.8624	\$ 18,341.89	
Feb-05	1707.40	\$ 7.402	\$ 15.35	\$ 2.0490	16,151.987	\$ 330.00	\$ 1.8624	\$ 16,783.39	
Mar-05	2013.80	\$ 7.410	\$ 15.35	\$ 2.0490	19,063.884	\$ 330.00	\$ 1.8624	\$ 19,775.36	
Apr-05	1341.10	\$ 8.046	\$ 15.35	\$ 2.0490	13,553.755	\$ 330.00	\$ 1.8624	\$ 12,761.27	
May-05	1000.50	\$ 8.298	\$ 15.35	\$ 2.0490	10,367.524	\$ 330.00	\$ 1.8624	\$ 10,282.51	
Jun-05	368.00	\$ 7.886	\$ 15.35	\$ 2.0490	3,671.430	\$ 330.00	\$ 1.8624	\$ 4,192.59	
Jul-05	286.20	\$ 8.137	\$ 15.35	\$ 2.0490	2,930.583	\$ 330.00	\$ 1.8624	\$ 4,501.19	
Aug-05	275.90	\$ 8.511	\$ 15.35	\$ 2.0490	2,928.854	\$ 330.00	\$ 1.8624	\$ 3,804.75	
Sep-05	493.10	\$ 9.345	\$ 15.35	\$ 2.0490	5,633.731	\$ 330.00	\$ 1.8624	\$ 7,468.42	
Oct-05	1043.80	\$ 11.597	\$ 30.00	\$ 2.1010	14,327.972	\$ 430.00	\$ 1.7480	\$ 18,771.60	
Nov-05	1511.70	\$ 13.016	\$ 30.00	\$ 2.1010	22,882.369	\$ 430.00	\$ 1.7480	\$ 26,965.94	
Dec-05	2044.50	\$ 12.247	\$ 30.00	\$ 2.1010	29,364.486	\$ 430.00	\$ 1.7480	\$ 32,563.97	
	13925.00		\$ 228.15		158,886.541	\$ 4,260.00		\$ 176,212.87	\$ (17,326.33)

Jan-06	1699.70	\$ 12.163	\$ 30.00	\$ 2.1010	24,274.521	\$ 430.00	\$ 1.7480	\$ 27,303.79	
Feb-06	1743.60	\$ 10.336	\$ 30.00	\$ 2.1010	21,715.153	\$ 430.00	\$ 1.7480	\$ 25,120.79	
Mar-06	1727.00	\$ 9.487	\$ 30.00	\$ 2.0949	20,031.941	\$ 430.00	\$ 1.7713	\$ 22,744.15	
Apr-06	1129.50	\$ 8.930	\$ 30.00	\$ 2.0949	12,482.625	\$ 430.00	\$ 1.7713	\$ 12,777.86	
May-06	962.60	\$ 9.670	\$ 30.00	\$ 2.0949	11,354.893	\$ 430.00	\$ 1.7713	\$ 10,775.90	
Jun-06	494.40	\$ 9.528	\$ 30.00	\$ 2.0949	5,776.362	\$ 430.00	\$ 1.7713	\$ 7,157.72	
Jul-06	314.20	\$ 8.982	\$ 30.00	\$ 2.0949	3,510.362	\$ 430.00	\$ 1.7713	\$ 3,811.30	
Aug-06	242.40	\$ 8.774	\$ 30.00	\$ 2.0949	2,664.621	\$ 430.00	\$ 1.7713	\$ 3,239.53	
Sep-06	647.80	\$ 9.683	\$ 30.00	\$ 2.0949	7,659.724	\$ 430.00	\$ 1.7713	\$ 6,790.10	
Oct-06	1086.40	\$ 8.623	\$ 30.00	\$ 2.0949	11,673.927	\$ 430.00	\$ 1.7713	\$ 8,726.82	
Nov-06	1233.50	\$ 8.440	\$ 30.00	\$ 2.0949	13,024.799	\$ 430.00	\$ 1.7713	\$ 13,408.71	
Dec-06	1463.70	\$ 9.846	\$ 30.00	\$ 2.0949	17,507.895	\$ 430.00	\$ 1.7713	\$ 19,560.48	
	12744.80		\$ 360.00		\$ 151,676.822	\$ 5,160.00		\$ 161,417.18	\$ (9,740.35)

Jan-07	1839.00	\$ 9.769	\$ 30.00	\$ 2.0949	\$ 21,847.712	\$ 430.00	\$ 1.7713	\$ 15,803.37	
Feb-07	2024.60	\$ 9.184	\$ 30.00	\$ 2.0949	\$ 22,865.261	\$ 430.00	\$ 1.7713	\$ 21,688.43	
Mar-07	1362.80	\$ 9.349	\$ 30.00	\$ 2.0949	\$ 15,625.747	\$ 430.00	\$ 1.7713	\$ 15,323.50	
Apr-07	1201.40	\$ 8.782	\$ 30.00	\$ 2.0949	\$ 13,097.508	\$ 430.00	\$ 1.7713	\$ 13,302.58	
May-07	631.90	\$ 9.036	\$ 30.00	\$ 2.0949	\$ 7,063.616	\$ 430.00	\$ 1.7713	\$ 7,412.74	
Jun-07	328.70	\$ 9.803	\$ 30.00	\$ 2.0949	\$ 3,940.840	\$ 430.00	\$ 1.7713	\$ 4,304.87	
Jul-07	321.10	\$ 10.060	\$ 30.00	\$ 2.0949	\$ 3,932.938	\$ 430.00	\$ 1.7713	\$ 3,666.22	
Aug-07	203.90	\$ 8.872	\$ 30.00	\$ 2.0949	\$ 2,266.151	\$ 430.00	\$ 1.7713	\$ 2,414.93	
Sep-07	489.40	\$ 8.416	\$ 30.00	\$ 2.0949	\$ 5,174.034	\$ 430.00	\$ 1.7713	\$ 4,550.24	
Oct-07	821.00	\$ 7.890	\$ 30.00	\$ 2.0949	\$ 8,227.603	\$ 430.00	\$ 1.7713	\$ 8,398.27	
Nov-07	1489.10	\$ 8.838	\$ 30.00	\$ 2.0949	\$ 16,310.181	\$ 430.00	\$ 1.7713	\$ 16,605.85	
Dec-07	1770.60	\$ 9.628	\$ 30.00	\$ 2.0949	\$ 20,786.567	\$ 430.00	\$ 1.7713	\$ 19,482.32	
	12483.50		\$ 360.00		\$ 141,138.158	\$ 5,160.00		\$ 132,953.31	\$ 8,184.85

**Stand Energy Corporation SMALL  
January 2005 - August 2010  
Duke Kentucky vs. Stand Energy Corporation  
(includes additional Duke charges)**

DATE	USAGE - MCF	DUKE GCR	DUKE MTHLY CUST CHARGE	DUKE DELIVERY CHARGE /MCF	DUKE SPEND	DUKE FT TRANSPORT CUST ADMIN FEE	DUKE FT TRANSPORT DELIVERY CHARGE/MCF	SEC SPEND (COMMODITY & TRANSPORTATION)	DIFFERENCE (DUKE - SEC)
Jan-08	2120.40	\$ 9.263	\$ 30.00	\$ 2.0949	\$ 24,113.291	\$ 430.00	\$ 1.7713	\$ 23,451.58	
Feb-08	1911.80	\$ 9.953	\$ 30.00	\$ 2.0949	\$ 23,063.175	\$ 430.00	\$ 1.7713	\$ 22,272.63	
Mar-08	1724.90	\$ 10.116	\$ 30.00	\$ 2.0949	\$ 21,092.581	\$ 430.00	\$ 1.7713	\$ 21,370.95	
Apr-08	1507.50	\$ 11.908	\$ 30.00	\$ 2.0949	\$ 21,139.372	\$ 430.00	\$ 1.7713	\$ 20,399.05	
May-08	1221.10	\$ 11.530	\$ 30.00	\$ 2.0949	\$ 16,667.365	\$ 430.00	\$ 1.7713	\$ 18,707.26	
Jun-08	501.70	\$ 11.623	\$ 30.00	\$ 2.0949	\$ 6,912.270	\$ 430.00	\$ 1.7713	\$ 8,472.65	
Jul-08	402.90	\$ 11.683	\$ 30.00	\$ 2.0949	\$ 5,581.196	\$ 430.00	\$ 1.7713	\$ 7,130.24	
Aug-08	429.40	\$ 12.972	\$ 30.00	\$ 2.0949	\$ 6,499.727	\$ 430.00	\$ 1.7713	\$ 3,834.05	
Sep-08	661.40	\$ 10.559	\$ 30.00	\$ 2.0949	\$ 8,399.289	\$ 430.00	\$ 1.7713	\$ 8,118.04	
Oct-08	1265.40	\$ 9.540	\$ 30.00	\$ 2.0949	\$ 14,752.802	\$ 430.00	\$ 1.7713	\$ 13,726.85	
Nov-08	1796.50	\$ 9.048	\$ 30.00	\$ 2.0949	\$ 20,048.220	\$ 430.00	\$ 1.7713	\$ 18,032.42	
Dec-08	2118.40	\$ 8.779	\$ 30.00	\$ 2.0949	\$ 23,065.270	\$ 430.00	\$ 1.7713	\$ 21,988.68	
	15661.40		\$ 360.00		\$ 191,334.560	\$ 5,160.00		\$ 187,504.39	\$ 3,830.17

Jan-09	2353.30	\$ 8.170	\$ 30.00	\$ 2.0949	\$ 24,186.389	\$ 430.00	\$ 1.7713	\$ 22,714.93	
Feb-09	1911.60	\$ 8.271	\$ 30.00	\$ 2.0949	\$ 19,845.454	\$ 430.00	\$ 1.7713	\$ 14,783.65	
Mar-09	1563.80	\$ 7.389	\$ 30.00	\$ 2.0949	\$ 14,860.923	\$ 430.00	\$ 1.7713	\$ 11,699.50	
Apr-09	1301.50	\$ 5.684	\$ 30.00	\$ 2.0949	\$ 10,154.238	\$ 430.00	\$ 1.7713	\$ 9,079.54	
May-09	1272.96	\$ 5.848	\$ 30.00	\$ 2.0949	\$ 10,141.018	\$ 430.00	\$ 1.7713	\$ 8,353.02	
Jun-09	623.40	\$ 6.392	\$ 30.00	\$ 2.0949	\$ 5,320.773	\$ 430.00	\$ 1.7713	\$ 4,395.58	
Jul-09	827.43	\$ 5.690	\$ 30.00	\$ 2.0949	\$ 6,471.444	\$ 430.00	\$ 1.7713	\$ 6,072.13	
Aug-09	642.30	\$ 5.792	\$ 30.00	\$ 2.0949	\$ 5,095.722	\$ 430.00	\$ 1.7713	\$ 4,382.74	
Sep-09	1204.30	\$ 6.676	\$ 30.00	\$ 2.0949	\$ 10,592.834	\$ 430.00	\$ 1.7713	\$ 7,622.79	
Oct-09	1229.81	\$ 5.402	\$ 30.00	\$ 2.0949	\$ 9,249.743	\$ 430.00	\$ 1.7713	\$ 8,684.88	
Nov-09	1481.01	\$ 6.699	\$ 30.00	\$ 2.0949	\$ 13,053.877	\$ 430.00	\$ 1.7713	\$ 11,107.41	
Dec-09	1875.95	\$ 6.598	\$ 47.50	\$ 2.0949	\$ 16,354.940	\$ 430.00	\$ 1.7369	\$ 14,625.64	
	16287.37		\$ 377.50		\$ 145,327.357	\$ 5,160.00		\$ 123,521.80	\$ 21,805.56

Jan-10	2180.92	\$ 7.166	\$ 47.50	\$ 2.0949	\$ 20,244.792	\$ 430.00	\$ 1.7369	\$ 19,959.07	
Feb-10	1926.22	\$ 7.505	\$ 47.50	\$ 2.0949	\$ 18,539.015	\$ 430.00	\$ 1.7369	\$ 16,482.08	
Mar-10	1646.92	\$ 6.943	\$ 47.50	\$ 2.0949	\$ 14,932.206	\$ 430.00	\$ 1.7369	\$ 13,216.40	
Apr-10	1169.62	\$ 5.964	\$ 47.50	\$ 2.0949	\$ 9,473.338	\$ 430.00	\$ 1.7369	\$ 8,457.94	
May-10	1199.19	\$ 5.718	\$ 47.50	\$ 2.0949	\$ 9,416.673	\$ 430.00	\$ 1.7369	\$ 9,141.54	
Jun-10	398.21	\$ 6.515	\$ 47.50	\$ 2.0949	\$ 3,476.070	\$ 430.00	\$ 1.7369	\$ 3,290.22	
Jul-10	273.11	\$ 6.826	\$ 47.50	\$ 2.0949	\$ 2,483.928	\$ 430.00	\$ 1.7369	\$ 2,892.70	
Aug-10	300.81	\$ 6.560	\$ 47.50	\$ 2.0949	\$ 2,650.963	\$ 430.00	\$ 1.7369	\$ 2,880.94	
	9095.01		\$ 380.000		\$ 81,216.984	\$ 3,440.00		\$ 76,320.878	\$ 4,896.11

<b>TOTALS</b>	<b>80197.07</b>		<b>\$ 2,065.650</b>		<b>\$ 869,580.423</b>	<b>\$ 28,340.000</b>		<b>\$ 857,930.422</b>	<b>\$ 11,650.00</b>
---------------	-----------------	--	---------------------	--	-----------------------	----------------------	--	-----------------------	---------------------

## Delta Kentucky vs. Stand Energy Corporation November 2007 - August 2010

	USAGE - MCF	DELTA GCR	DELTA SPEND	SEC SPEND (COMMODITY & TRANSPORTATION)	DIFFERENCE (DELTA - SEC)
Nov-07	1897.00	\$ 9.931	\$ 18,839.107	\$ 16,098.00	
Dec-07	1800.00	\$ 9.931	\$ 17,875.800	\$ 20,142.00	
	3697.00		\$ 36,714.907	\$ 36,240.00	\$ 474.91

Jan-08	2138.00	\$ 9.931	\$ 21,232.478	\$ 19,407.00	
Feb-08	1868.00	\$ 10.439	\$ 19,500.052	\$ 18,089.00	
Mar-08	2031.00	\$ 10.439	\$ 21,201.609	\$ 18,044.00	
Apr-08	1924.00	\$ 10.439	\$ 20,084.636	\$ 21,439.00	
May-08	1702.00	\$ 14.298	\$ 24,335.196	\$ 26,304.00	
Jun-08	1454.00	\$ 14.298	\$ 20,789.292	\$ 24,419.00	
Jul-08	1518.00	\$ 14.298	\$ 21,704.364	\$ 19,026.00	
Aug-08	1490.00	\$ 17.210	\$ 25,642.900	\$ 14,521.00	
Sep-08	1444.00	\$ 17.210	\$ 24,851.240	\$ 20,889.00	
Oct-08	1750.00	\$ 17.210	\$ 30,117.500	\$ 20,467.00	
Nov-08	1777.00	\$ 13.130	\$ 23,332.010	\$ 17,723.00	
Dec-08	2085.00	\$ 13.130	\$ 27,376.050	\$ 18,314.00	
	21181.00		\$ 280,167.327	\$ 238,642.00	\$ 41,525.33

Jan-09	2008.00	\$ 13.130	\$ 26,365.040	\$ 18,837.00	
Feb-09	1713.00	\$ 11.748	\$ 20,124.324	\$ 16,778.00	
Mar-09	1756.00	\$ 11.748	\$ 20,629.488	\$ 16,221.00	
Apr-09	1518.00	\$ 11.748	\$ 17,833.464	\$ 10,626.00	
May-09	1391.00	\$ 9.511	\$ 13,229.801	\$ 13,605.00	
Jun-09	1358.00	\$ 9.511	\$ 12,915.938	\$ 5,627.00	
Jul-09	1143.00	\$ 9.511	\$ 10,871.073	\$ 5,182.00	
Aug-09	1193.00	\$ 9.084	\$ 10,837.212	\$ 6,455.00	
Sep-09	1281.00	\$ 9.084	\$ 11,636.604	\$ 5,950.00	
Oct-09	1607.00	\$ 9.084	\$ 14,597.988	\$ 6,917.00	
Nov-09	1514.00	\$ 6.665	\$ 10,090.810	\$ 11,968.00	
Dec-09	1672.00	\$ 6.665	\$ 11,143.880	\$ 14,253.00	
	18154.00		\$ 180,275.622	\$ 132,419.00	\$ 47,856.62

Jan-10	1756.00	\$ 6.665	\$ 11,703.740	\$ 12,339.00	
Feb-10	1665.00	\$ 6.036	\$ 10,049.940	\$ 11,738.00	
Mar-10	1691.00	\$ 6.036	\$ 10,206.876	\$ 8,803.00	
Apr-10	1396.00	\$ 6.036	\$ 8,426.256	\$ 8,184.00	
May-10	1390.00	\$ 6.036	\$ 8,390.040	\$ 10,470.00	
Jun-10	1246.00	\$ 6.036	\$ 7,520.856	\$ 6,902.00	
Jul-10	1126.00	\$ 6.236	\$ 7,021.736	\$ 7,415.00	
Aug-10	1230.00	\$ 7.466	\$ 9,183.180	\$ 7,420.00	
	11500.00		\$ 72,502.624	\$ 73,271.000	\$ (768.38)

<b>TOTALS</b>	54532.00		\$ 569,660.480	\$ 480,572.000	\$ 89,088.48
---------------	----------	--	----------------	----------------	--------------

