



1077 Celestial Street • Rookwood Bldg • Suite 110
Cincinnati, Ohio 45202-1629
(513) 621-1113
(800) 598-2046
(513) 621-3773 Fax

RECEIVED

OCT 27 2010

**PUBLIC SERVICE
COMMISSION**

October 27, 2010

VIA FACSIMILE TRANSMISSION (502) 564-3460

Mr. Jeff Derouen
Executive Director
Kentucky Public Service Commission
211 Sower Boulevard
Frankfort, Kentucky 40602-0615

Re: Case No. 2010-00146

Dear Mr. Derouen:

Enclosed for filing in the above-captioned matter with the Commission is a faxed copy of Stand Energy Corporation's Post-Hearing Data Responses and responsive documents totaling 13 pages.

We will follow up within 24 hours by filing the original documents and ten (10) copies with the Commission via UPS Overnight Next Day Air Early A.M.

Thank you for your prompt attention to this filing. If you have any questions you may contact me at (513) 621-1113.

Sincerely,

John M. Dosker
General Counsel

Encls.

COMMONWEALTH OF KENTUCKY
BEFORE THE PUBLIC SERVICE COMMISSION

IN THE MATTER OF:

AN INVESTIGATION OF NATURAL GAS) **Case No. 2010-00146**
RETAIL COMPETITION PROGRAMS)

STAND ENERGY CORPORATION'S POST-HEARING DATA RESPONSES

Intervenor, Stand Energy Corporation ("SEC"), by and through counsel, submits the following responses to data requests received during the hearing of this matter before the PSC.

Chairman Armstrong Request: Chairman Armstrong asked Mr. Ward for a copy of the Stand Energy Regulatory Department organizational chart.

Response: Responder: Mark Ward. Mr. Ward testified that "You're looking at it" and pointed to himself and John Dosker. It was Mr. Ward's belief that this response satisfied the Chairman's inquiry. If the Chairman still requests a copy of the Stand Energy organizational chart, we will gladly supply one.

Staff Request: Provide a spreadsheet similar to the spreadsheets produced by Stand Energy for its Commonwealth of Kentucky, La Grange Reformatory and LG&E Motel customers showing fiscal year savings and loss for the one customer Stand Energy serves behind Delta Natural Gas and the highest and lowest usage private (non-public) customers Stand Energy serves on the Duke Kentucky system.

Response: Responder: Mark Ward.

Attached are spreadsheets showing the fiscal calendar year savings or loss analyses for Stand Energy's largest and smallest private (non-public) customers served on the Duke Energy Kentucky system. Stand Energy is also providing a similar spreadsheet for our one customer served on the Delta Natural Gas system. We have redacted only the customer's names to protect the confidentiality of the customer and Stand Energy's confidential customer list.

In the analyses for the Duke Kentucky customers we have included both the commodity cost of gas and the customer and delivery charges for Duke Kentucky. The customer charges and delivery charges between sales and transportation rates behind Duke are significantly different. In the case of the Delta customer we show only the difference in the commodity cost of gas as the charges from Delta are essentially the same whether it is a sales customer or transportation customer.

Staff Request: Please state how many customers Stand Energy has in Kentucky.

Response: Responder: Mark Ward.

47 service locations serving transportation customers.

Delta Request: Provide a copy of the document that some of the Public Witnesses supporting Stand Energy were holding in their hands. It appeared to have Stand Energy logo or letterhead. Also produce a list of who the document was sent to.

Response: Responder: John Dosker.


Attached is the document. Also attached is the e-mail whereby the document was distributed. The recipients are shown on the e-mail. The recipients are all Stand Energy sales employees with Kentucky customers or Kentucky responsibilities. Upon information and belief only Mr. Toebben was successful in getting witnesses to travel to Frankfort to testify. I had no communications with any of the Public Witnesses, other than Mr. Toebben, before or after their testimony.

Vice-Chairman Gardner Request: Provide a list of those states where Stand Energy is currently serving customers and the total number of unique local distribution companies within those states where Stand Energy serves customers.

Response: Responder: John Dosker

Stand Energy is currently serving customers in 13 states: Kentucky, Ohio, Indiana, Michigan, Illinois, Tennessee, Virginia, West Virginia, South Carolina, North Carolina, Maryland, Pennsylvania, New York. Stand Energy is currently serving customers behind 31 different local distribution companies in those states.


RESPECTFULLY SUBMITTED,


JOHN M. DOSKER (KBA #82089)
GENERAL COUNSEL
Stand Energy Corporation
1077 Celestial Street, Suite #110
Cincinnati, OH 45202-1629
(Phone) (513) 621-1113
(Fax) (513) 621-3773
jdosker@stand-energy.com

VERIFICATION


STATE OF OHIO)
)
 COUNTY OF HAMILTON) SS:

The undersigned, Mark T. Ward, being duly sworn and cautioned, deposes and states that he is General Counsel of Stand Energy Corporation and that he has personal knowledge of the matters set forth in the responses for which he is identified as the witness, and the answers contained therein are true and correct to the best of his information, knowledge and belief.



 Mark T. Ward

Subscribed and sworn to before me, a Notary Public, in and before said County and State, this 27th day of October, 2010. My Commission expires: 2-7-2011.




 NOTARY PUBLIC STATE-AT-LARGE

KATHY L. KELLEMS
 Notary Public, State of Ohio
 My Commission Expires
 February 7, 2011

VERIFICATION

STATE OF OHIO)
)
 COUNTY OF HAMILTON) SS:

The undersigned, John M. Dosker, being duly sworn and cautioned, deposes and states that he is General Counsel of Stand Energy Corporation and that he has personal knowledge of the matters set forth in the responses for which he is identified as the witness, and the answers contained therein are true and correct to the best of his information, knowledge and belief.



 John M. Dosker

Subscribed and sworn to before me, a Notary Public, in and before said County and State, this 27th day of October, 2010. My Commission expires: 2-7-2011.



 NOTARY PUBLIC STATE-AT-LARGE

KATHY L. KELLEMS
 Notary Public, State of Ohio
 My Commission Expires
 February 7, 2011

CERTIFICATE OF SERVICE

I hereby certify that I served true and accurate copies of Stand Energy Corporation's Post-Hearing Data Responses this 27th day of October, 2010 by regular U.S. Mail upon the following parties of record and their representatives or counsel and by e-mail to the list provided by

Commission Staff:

Ms. Judy Cooper
Manager, Regulatory Services
Columbia Gas of Kentucky, Inc.
2001 Mercer Drive
P.O. Box 14241
Lexington, KY 40512-4241

Dennis Howard, II, Esq.
Lawrence W. Cook, Esq.
1024 Capital Center Drive, Suite 200
Frankfort, Kentucky 40601-8204
Assistant Attorneys General
Utility & Rate Intervention Division

Rocco D'Ascenzo, Esq.
Senior Counsel
Duke Energy Kentucky, Inc.
139 East Fourth Street R 25 AT II
P.O. Box 960
Cincinnati, Ohio 45201

Lonnie E. Bellar
V.P. State Regulation
Louisville Gas & Electric Company
220 W. Main Street
P.O. Box 32010
Louisville, Kentucky 40202

John B. Brown
Chief Financial Officer, Treasurer
Delta Natural Gas Company, Inc.
3617 Lexington Road
Winchester, Kentucky 40391

Iris. G. Skidmore
Bates & Skidmore
415 W. Main Street, Suite 2
Frankfort, Kentucky 40601-1841
Counsel for CAC

Matthew Malone, Esq.
Hurt, Crosbie & May
127 W. Main Street
Lexington, Kentucky 40507-1320
Counsel for IGS, SouthStar & Vectren

Tom Fitzgerald, Esq.
Liz D. Edmondson, Esq.
Kentucky Resources Council, Inc.
P.O. Box 1070
Frankfort, Kentucky 40602-1070
Counsel for AARP

Lisa Kilkelly, Esq.
Legal Aid Society
416 West Muhammad Ali Boulevard
Suite 300
Louisville, Kentucky 40202
Counsel for ACM

Trevor L. Earl, Esq.
Reed, Weitkamp, Schell & Vice, PLLC
500 West Jefferson Street
Suite 2400
Louisville, Kentucky 40202-2812
Counsel for MX Energy

Brooke E. Leslie, Esq.
Columbia Gas of Kentucky, Inc.
200 Civic Center Drive
P.O. Box 117
Columbus, Ohio 43216-0017

Mike Martin
V.P. Rates & Regulatory Affairs
Atmos Energy Corporation
3275 Highland Pointe Drive
Owensboro, Kentucky 42303

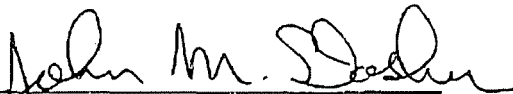
Robert M Watt, III
Stoll, Keenon Ogden, PLLC
300 West Vine Street, Suite 2100
Lexington, Kentucky 40507
Counsel for Delta Natural Gas Co. Inc.

Holly Rachel Smith
Hitt Business Center
3803 Rectortown Road
Marshall, VA 20115
Counsel for Walmart

Michael T. Griffiths, Esq.
111 Monument Circle
Suite 2200
Indianapolis, Indiana 46204
Counsel for Proliance

Katherine K. Yunker, Esq.
John B. Park, Esq.
Yunker & Park, PLC
P.O. Box 21784
Lexington, Kentucky 40522-1784
Counsel for ProLiance & RESA

Mark R. Hutchinson
Wilson, Hutchinson, Poteat & Littlepage
611 Frederica Street
Owensboro, KY 42301
Counsel for Atmos Energy Corp.


JOHN M. DOSKER

YOUR URGENT ATTENTION IS REQUESTED:

Outline of Natural Gas Issue To Be Discussed in Kentucky PSC Hearing

WHERE?

Tuesday, October 19, 2010
Kentucky Public Service Commission (PSC)
211 Sower Blvd.
Frankfort, Kentucky

WHEN?

Begins 10:00 a.m.

WHAT?

The PSC is investigating retail natural gas competition in Kentucky. Presently, very few industrial, commercial and governmental customers have the ability now to buy natural gas on the open market. We hope that you can write a letter or personally appear on the Tuesday October 19th at the PSC and have them hear from you that you want an option to purchase natural gas on a competitive market like other states surrounding Kentucky.

The PSC needs to be told that competition will benefit everyone.

Current practices, approved by the PSC, discriminate against small business and public buildings by only allowing the largest customers to purchase in a competitive market. Further, small business are required to pay up to \$5,000/year additional administrative (meter) fees for the same privilege, which is not the case in other states; and there are many other discriminatory practices to the disadvantage of businesses buying in a competitive market.

Allowing competition would benefit Kentucky natural gas producers and generate more tax revenue and income to Kentucky producers.

WHY?

The PSC wrote or approved the present rules. The PSC should now update and change those rules to allow a competitive natural gas market in Kentucky.

Please send a letter or personally attend the meeting on this coming Tuesday on October 19, 2010 in Frankfort, Kentucky.

If you have any questions, please call John Dosker at Stand Energy Corporation (513) 621-113

Dosker, John

From: Dosker, John
Sent: Monday, October 18, 2010 11:23 AM
To: Burig, David M.
Subject: FW: Kentucky PSC Hearing Next Tuesday in Frankfort, KY
Attachments: Hearing Witness Request.doc

John M. Dosker*
General Counsel
Stand Energy Corporation
a Kentucky corporation
1077 Celestial St., Suite 110
Cincinnati, OH 45202-1629
Ph- 513-621-1113 Fax- 513-621-3773
idosker@stand-energy.com
* Licensed Only in Kentucky

The information contained in this message is privileged and confidential information intended for the use of the individual or entity named above. If the reader of this message is not the intended recipient, or the employee or agent responsible to deliver it to the intended recipient, you are hereby notified that any dissemination, distribution or copying of this communication is strictly prohibited. If you have received this communication in error, please immediately notify us by telephone at 513-621-1113 and delete this electronic file. Thank you.

From: Dosker, John
Sent: Thursday, October 14, 2010 11:05 AM
To: Randy Bessler; Dover, Stacey; Freeman, Larry; Leach, Terri; Phillips, John; Ward, Mark
Subject: Kentucky PSC Hearing Next Tuesday in Frankfort, KY

Per Matth.:

Please send the attached Word document to your Kentucky customers and contacts and ask them to send a letter, or to appear in person next week.

Thanks.

John M. Dosker*
General Counsel
Stand Energy Corporation
a Kentucky corporation
1077 Celestial St., Suite 110
Cincinnati, OH 45202-1629
Ph- 513-621-1113 Fax- 513-621-3773
idosker@stand-energy.com
* Licensed Only in Kentucky

The information contained in this message is privileged and confidential information intended for the use of the individual or entity named above. If the reader of this message is not the intended recipient, or the employee or agent responsible to deliver it to the intended recipient, you are hereby notified that any dissemination, distribution or copying of this communication is strictly prohibited. If you have received this communication in error, please immediately notify us by telephone at 513-621-1113 and delete this electronic file. Thank you.

10/27/2010

Stand Energy Corporation LARGE
November 2006 - August 2010
Duke Kentucky vs. Stand Energy Corporation
(includes additional Duke charges)

| DATE | USAGE - MCF | DUKE GCR | DUKE MTHLY CUST CHARGE | DUKE DELIVERY CHARGE /MCF | DUKE SPEND | DUKE IT TRANSPORT CUST ADMIN FEE | DUKE IT TRANSPORT DELIVERY CHARGE/MCF | SEC SPEND (COMMODITY & TRANSPORTATION) | DIFFERENCE (DUKE - SEC) |
|--------|-------------|----------|------------------------|---------------------------|---------------|----------------------------------|---------------------------------------|---|-------------------------|
| Nov-06 | 7016.00 | \$ 8.440 | \$ 30.00 | \$ 2.0949 | \$ 73,942.86 | \$ 430.00 | \$ 0.7626 | \$ 76,608.85 | |
| Dec-06 | 5380.00 | \$ 9.846 | \$ 30.00 | \$ 2.0949 | \$ 64,272.04 | \$ 430.00 | \$ 0.7626 | \$ 52,149.53 | |
| | 12396.00 | | \$ 60.00 | | \$ 138,214.90 | \$ 860.00 | | \$ 128,759.388 | \$ 9,455.51 |

| | | | | | | | | | |
|--------|-----------|-----------|-----------|-----------|-----------------|-------------|-----------|------------------|---------------|
| Jan-07 | 8459.00 | \$ 9.769 | \$ 30.00 | \$ 2.0949 | \$ 100,386.73 | \$ 430.00 | \$ 0.7626 | \$ 79,560.09 | |
| Feb-07 | 10984.00 | \$ 9.184 | \$ 30.00 | \$ 2.0949 | \$ 123,917.44 | \$ 430.00 | \$ 0.7626 | \$ 107,300.24 | |
| Mar-07 | 11734.00 | \$ 9.349 | \$ 30.00 | \$ 2.0949 | \$ 134,312.72 | \$ 430.00 | \$ 0.7626 | \$ 113,653.56 | |
| Apr-07 | 5373.00 | \$ 8.782 | \$ 30.00 | \$ 2.0949 | \$ 58,471.58 | \$ 430.00 | \$ 0.7626 | \$ 51,138.09 | |
| May-07 | 8446.00 | \$ 9.036 | \$ 30.00 | \$ 2.0949 | \$ 94,041.58 | \$ 430.00 | \$ 0.7626 | \$ 80,004.00 | |
| Jun-07 | 12137.00 | \$ 9.803 | \$ 30.00 | \$ 2.0949 | \$ 144,434.81 | \$ 430.00 | \$ 0.7626 | \$ 119,430.57 | |
| Jul-07 | 10004.00 | \$ 10.060 | \$ 30.00 | \$ 2.0949 | \$ 121,627.62 | \$ 430.00 | \$ 0.7626 | \$ 99,594.30 | |
| Aug-07 | 7848.00 | \$ 8.872 | \$ 30.00 | \$ 2.0949 | \$ 86,098.23 | \$ 430.00 | \$ 0.7626 | \$ 71,759.10 | |
| Sep-07 | 5558.00 | \$ 8.416 | \$ 30.00 | \$ 2.0949 | \$ 58,449.58 | \$ 430.00 | \$ 0.7626 | \$ 74,412.87 | |
| Oct-07 | 6278.00 | \$ 7.890 | \$ 30.00 | \$ 2.0949 | \$ 62,715.20 | \$ 430.00 | \$ 0.7626 | \$ 64,025.89 | |
| Nov-07 | 9029.00 | \$ 8.838 | \$ 30.00 | \$ 2.0949 | \$ 98,743.15 | \$ 430.00 | \$ 0.7626 | \$ 91,674.15 | |
| Dec-07 | 6839.00 | \$ 9.628 | \$ 30.00 | \$ 2.0949 | \$ 80,202.91 | \$ 430.00 | \$ 0.7626 | \$ 77,144.20 | |
| | 102689.00 | | \$ 360.00 | | \$ 1,163,401.57 | \$ 5,160.00 | | \$ 1,029,697.065 | \$ 133,704.51 |

| | | | | | | | | | |
|--------|----------|-----------|-----------|-----------|-----------------|-------------|-----------|------------------|--------------|
| Jan-08 | 7878.00 | \$ 9.263 | \$ 30.00 | \$ 2.0949 | \$ 89,507.54 | \$ 430.00 | \$ 0.7626 | \$ 83,073.32 | |
| Feb-08 | 5614.00 | \$ 9.953 | \$ 30.00 | \$ 2.0949 | \$ 67,666.91 | \$ 430.00 | \$ 0.7626 | \$ 60,435.57 | |
| Mar-08 | 8781.00 | \$ 10.116 | \$ 30.00 | \$ 2.0949 | \$ 107,253.91 | \$ 430.00 | \$ 0.7626 | \$ 100,641.22 | |
| Apr-08 | 12175.00 | \$ 11.908 | \$ 30.00 | \$ 2.0949 | \$ 170,515.31 | \$ 430.00 | \$ 0.7626 | \$ 141,063.57 | |
| May-08 | 11188.00 | \$ 11.530 | \$ 30.00 | \$ 2.0949 | \$ 152,465.38 | \$ 430.00 | \$ 0.7626 | \$ 159,254.87 | |
| Jun-08 | 9370.00 | \$ 11.823 | \$ 30.00 | \$ 2.0949 | \$ 128,566.72 | \$ 430.00 | \$ 0.7626 | \$ 147,872.08 | |
| Jul-08 | 5877.00 | \$ 11.683 | \$ 30.00 | \$ 2.0949 | \$ 81,003.89 | \$ 430.00 | \$ 0.7626 | \$ 88,976.91 | |
| Aug-08 | 8631.00 | \$ 12.972 | \$ 30.00 | \$ 2.0949 | \$ 130,072.41 | \$ 430.00 | \$ 0.7626 | \$ 113,247.11 | |
| Sep-08 | 7673.00 | \$ 10.559 | \$ 30.00 | \$ 2.0949 | \$ 97,123.37 | \$ 430.00 | \$ 0.7626 | \$ 102,200.73 | |
| Oct-08 | 8048.00 | \$ 9.540 | \$ 30.00 | \$ 2.0949 | \$ 93,867.88 | \$ 430.00 | \$ 0.7626 | \$ 104,891.38 | |
| Nov-08 | 7760.00 | \$ 9.048 | \$ 30.00 | \$ 2.0949 | \$ 86,498.90 | \$ 430.00 | \$ 0.7626 | \$ 82,463.55 | |
| Dec-08 | 5358.00 | \$ 8.779 | \$ 30.00 | \$ 2.0949 | \$ 58,292.36 | \$ 430.00 | \$ 0.7626 | \$ 62,083.22 | |
| | 98353.00 | | \$ 360.00 | | \$ 1,262,634.39 | \$ 5,160.00 | | \$ 1,246,003.539 | \$ 16,630.85 |

| | | | | | | | | | |
|--------|----------|----------|-----------|-----------|---------------|-------------|-----------|----------------|----------------|
| Jan-09 | 6976.00 | \$ 8.170 | \$ 30.00 | \$ 2.0949 | \$ 71,637.94 | \$ 430.00 | \$ 0.7626 | \$ 76,445.31 | |
| Feb-09 | 5250.00 | \$ 8.271 | \$ 30.00 | \$ 2.0949 | \$ 54,450.98 | \$ 430.00 | \$ 0.7626 | \$ 61,616.54 | |
| Mar-09 | 13074.00 | \$ 7.389 | \$ 30.00 | \$ 2.0949 | \$ 124,022.51 | \$ 430.00 | \$ 0.7626 | \$ 113,777.11 | |
| Apr-09 | 4490.00 | \$ 5.684 | \$ 30.00 | \$ 2.0949 | \$ 34,957.26 | \$ 430.00 | \$ 0.7626 | \$ 58,324.39 | |
| May-09 | 4934.27 | \$ 5.848 | \$ 30.00 | \$ 2.0949 | \$ 39,222.38 | \$ 430.00 | \$ 0.7626 | \$ 53,162.98 | |
| Jun-09 | 6132.98 | \$ 6.392 | \$ 30.00 | \$ 2.0949 | \$ 52,079.98 | \$ 430.00 | \$ 0.7626 | \$ 60,036.25 | |
| Jul-09 | 8287.50 | \$ 5.690 | \$ 30.00 | \$ 2.0949 | \$ 64,547.39 | \$ 430.00 | \$ 0.7626 | \$ 72,329.38 | |
| Aug-09 | 6550.47 | \$ 5.792 | \$ 30.00 | \$ 2.0949 | \$ 51,692.92 | \$ 430.00 | \$ 0.7626 | \$ 61,147.02 | |
| Sep-09 | 4924.90 | \$ 6.676 | \$ 30.00 | \$ 2.0949 | \$ 43,225.78 | \$ 430.00 | \$ 0.7626 | \$ 53,021.69 | |
| Oct-09 | 8441.47 | \$ 5.402 | \$ 30.00 | \$ 2.0949 | \$ 63,314.83 | \$ 430.00 | \$ 0.7626 | \$ 76,255.01 | |
| Nov-09 | 6258.23 | \$ 6.699 | \$ 30.00 | \$ 2.0949 | \$ 55,064.23 | \$ 430.00 | \$ 0.7626 | \$ 47,353.24 | |
| Dec-09 | 10078.48 | \$ 6.598 | \$ 47.50 | \$ 2.0949 | \$ 87,658.73 | \$ 430.00 | \$ 0.7626 | \$ 80,059.62 | |
| | 85398.29 | | \$ 377.50 | | \$ 741,874.91 | \$ 5,160.00 | | \$ 813,528.472 | \$ (71,653.56) |

| | | | | | | | | | |
|--------|----------|----------|-----------|-----------|---------------|-------------|-----------|----------------|-----------|
| Jan-10 | 10810.53 | \$ 7.166 | \$ 47.50 | \$ 2.0949 | \$ 100,162.70 | \$ 430.00 | \$ 0.9493 | \$ 88,735.63 | |
| Feb-10 | 8618.00 | \$ 7.505 | \$ 47.50 | \$ 2.0949 | \$ 82,789.04 | \$ 430.00 | \$ 0.9493 | \$ 68,930.91 | |
| Mar-10 | 8651.10 | \$ 6.943 | \$ 47.50 | \$ 2.0949 | \$ 78,235.27 | \$ 430.00 | \$ 0.9493 | \$ 66,137.74 | |
| Apr-10 | 7936.42 | \$ 5.964 | \$ 47.50 | \$ 2.0949 | \$ 64,006.34 | \$ 430.00 | \$ 0.9493 | \$ 59,813.29 | |
| May-10 | 8767.37 | \$ 5.718 | \$ 47.50 | \$ 2.0949 | \$ 68,546.07 | \$ 430.00 | \$ 0.9493 | \$ 65,391.43 | |
| Jun-10 | 9637.32 | \$ 6.515 | \$ 47.50 | \$ 2.0949 | \$ 83,023.83 | \$ 430.00 | \$ 0.9493 | \$ 72,722.20 | |
| Jul-10 | 10257.08 | \$ 6.826 | \$ 47.50 | \$ 2.0949 | \$ 91,549.85 | \$ 430.00 | \$ 0.9493 | \$ 75,593.63 | |
| Aug-10 | 8732.03 | \$ 6.560 | \$ 47.50 | \$ 2.0949 | \$ 75,622.32 | \$ 430.00 | \$ 0.9493 | \$ 64,941.47 | |
| | 73410.84 | | \$ 380.00 | | \$ 643,935.44 | \$ 3,440.00 | | \$ 562,266.209 | 81,669.23 |

| | | | | | | | | | |
|---------------|------------------|--|--------------------|--|------------------------|---------------------|--|------------------------|-------------------|
| TOTALS | 372247.13 | | \$ 1,537.50 | | \$ 3,950,061.21 | \$ 19,780.00 | | \$ 3,780,254.67 | 169,806.54 |
|---------------|------------------|--|--------------------|--|------------------------|---------------------|--|------------------------|-------------------|



Stand Energy Corporation SMALL
January 2005 - August 2010
Duke Kentucky vs. Stand Energy Corporation
(includes additional Duke charges)

| DATE | USAGE - MCF | DUKE GCR | DUKE MTHLY CUST CHARGE | DUKE DELIVERY CHARGE /MCF | DUKE SPEND | DUKE FT TRANSPORT CUST ADMIN FEE | DUKE FT TRANSPORT DELIVERY CHARGE/MCF | SEC SPEND (COMMODITY & TRANSPORTATION) | DIFFERENCE (DUKE - SEC) |
|--------|-------------|-----------|------------------------|---------------------------|-------------|----------------------------------|---------------------------------------|--|-------------------------|
| Jan-05 | 1839.00 | \$ 7.736 | \$ 15.35 | \$ 2.0490 | 18,009.965 | \$ 330.00 | \$ 1.8624 | \$ 18,341.89 | |
| Feb-05 | 1707.40 | \$ 7.402 | \$ 15.35 | \$ 2.0490 | 16,151.987 | \$ 330.00 | \$ 1.8624 | \$ 16,783.39 | |
| Mar-05 | 2013.80 | \$ 7.410 | \$ 15.35 | \$ 2.0490 | 19,063.884 | \$ 330.00 | \$ 1.8624 | \$ 19,775.36 | |
| Apr-05 | 1341.10 | \$ 8.046 | \$ 15.35 | \$ 2.0490 | 13,553.755 | \$ 330.00 | \$ 1.8624 | \$ 12,761.27 | |
| May-05 | 1000.50 | \$ 8.298 | \$ 15.35 | \$ 2.0490 | 10,367.524 | \$ 330.00 | \$ 1.8624 | \$ 10,282.51 | |
| Jun-05 | 368.00 | \$ 7.886 | \$ 15.35 | \$ 2.0490 | 3,671.430 | \$ 330.00 | \$ 1.8624 | \$ 4,192.59 | |
| Jul-05 | 286.20 | \$ 8.137 | \$ 15.35 | \$ 2.0490 | 2,930.583 | \$ 330.00 | \$ 1.8624 | \$ 4,501.19 | |
| Aug-05 | 275.90 | \$ 8.511 | \$ 15.35 | \$ 2.0490 | 2,928.854 | \$ 330.00 | \$ 1.8624 | \$ 3,804.75 | |
| Sep-05 | 493.10 | \$ 9.345 | \$ 15.35 | \$ 2.0490 | 5,633.731 | \$ 330.00 | \$ 1.8624 | \$ 7,468.42 | |
| Oct-05 | 1043.80 | \$ 11.597 | \$ 30.00 | \$ 2.1010 | 14,327.972 | \$ 430.00 | \$ 1.7480 | \$ 18,771.60 | |
| Nov-05 | 1511.70 | \$ 13.016 | \$ 30.00 | \$ 2.1010 | 22,882.369 | \$ 430.00 | \$ 1.7480 | \$ 26,965.94 | |
| Dec-05 | 2044.50 | \$ 12.247 | \$ 30.00 | \$ 2.1010 | 29,364.486 | \$ 430.00 | \$ 1.7480 | \$ 32,563.97 | |
| | 13925.00 | | \$ 228.15 | | 158,886.541 | \$ 4,260.00 | | \$ 176,212.87 | \$ (17,326.33) |

| | | | | | | | | | |
|--------|----------|-----------|-----------|-----------|----------------|-------------|-----------|---------------|---------------|
| Jan-06 | 1699.70 | \$ 12.163 | \$ 30.00 | \$ 2.1010 | 24,274.521 | \$ 430.00 | \$ 1.7480 | \$ 27,303.79 | |
| Feb-06 | 1743.60 | \$ 10.336 | \$ 30.00 | \$ 2.1010 | 21,715.153 | \$ 430.00 | \$ 1.7480 | \$ 25,120.79 | |
| Mar-06 | 1727.00 | \$ 9.487 | \$ 30.00 | \$ 2.0949 | 20,031.941 | \$ 430.00 | \$ 1.7713 | \$ 22,744.15 | |
| Apr-06 | 1129.50 | \$ 8.930 | \$ 30.00 | \$ 2.0949 | 12,482.625 | \$ 430.00 | \$ 1.7713 | \$ 12,777.96 | |
| May-06 | 962.60 | \$ 9.670 | \$ 30.00 | \$ 2.0949 | 11,354.893 | \$ 430.00 | \$ 1.7713 | \$ 10,775.90 | |
| Jun-06 | 494.40 | \$ 9.528 | \$ 30.00 | \$ 2.0949 | 5,776.362 | \$ 430.00 | \$ 1.7713 | \$ 7,157.72 | |
| Jul-06 | 314.20 | \$ 8.982 | \$ 30.00 | \$ 2.0949 | 3,510.362 | \$ 430.00 | \$ 1.7713 | \$ 3,811.30 | |
| Aug-06 | 242.40 | \$ 8.774 | \$ 30.00 | \$ 2.0949 | 2,664.621 | \$ 430.00 | \$ 1.7713 | \$ 3,239.53 | |
| Sep-06 | 647.80 | \$ 9.683 | \$ 30.00 | \$ 2.0949 | 7,659.724 | \$ 430.00 | \$ 1.7713 | \$ 6,790.10 | |
| Oct-06 | 1086.40 | \$ 8.623 | \$ 30.00 | \$ 2.0949 | 11,673.927 | \$ 430.00 | \$ 1.7713 | \$ 8,726.82 | |
| Nov-06 | 1233.50 | \$ 8.440 | \$ 30.00 | \$ 2.0949 | 13,024.799 | \$ 430.00 | \$ 1.7713 | \$ 13,408.71 | |
| Dec-06 | 1463.70 | \$ 9.846 | \$ 30.00 | \$ 2.0949 | 17,507.895 | \$ 430.00 | \$ 1.7713 | \$ 19,560.48 | |
| | 12744.80 | | \$ 360.00 | | \$ 151,676.822 | \$ 5,160.00 | | \$ 161,417.18 | \$ (9,740.35) |

| | | | | | | | | | |
|--------|----------|-----------|-----------|-----------|----------------|-------------|-----------|---------------|-------------|
| Jan-07 | 1839.00 | \$ 9.769 | \$ 30.00 | \$ 2.0949 | \$ 21,847.712 | \$ 430.00 | \$ 1.7713 | \$ 15,803.37 | |
| Feb-07 | 2024.60 | \$ 9.184 | \$ 30.00 | \$ 2.0949 | \$ 22,865.261 | \$ 430.00 | \$ 1.7713 | \$ 21,688.43 | |
| Mar-07 | 1362.80 | \$ 9.349 | \$ 30.00 | \$ 2.0949 | \$ 15,625.747 | \$ 430.00 | \$ 1.7713 | \$ 15,323.50 | |
| Apr-07 | 1201.40 | \$ 8.782 | \$ 30.00 | \$ 2.0949 | \$ 13,097.508 | \$ 430.00 | \$ 1.7713 | \$ 13,302.58 | |
| May-07 | 631.90 | \$ 9.036 | \$ 30.00 | \$ 2.0949 | \$ 7,063.616 | \$ 430.00 | \$ 1.7713 | \$ 7,412.74 | |
| Jun-07 | 328.70 | \$ 9.803 | \$ 30.00 | \$ 2.0949 | \$ 3,940.840 | \$ 430.00 | \$ 1.7713 | \$ 4,304.87 | |
| Jul-07 | 321.10 | \$ 10.060 | \$ 30.00 | \$ 2.0949 | \$ 3,932.938 | \$ 430.00 | \$ 1.7713 | \$ 3,666.22 | |
| Aug-07 | 203.90 | \$ 8.872 | \$ 30.00 | \$ 2.0949 | \$ 2,266.151 | \$ 430.00 | \$ 1.7713 | \$ 2,414.93 | |
| Sep-07 | 489.40 | \$ 8.416 | \$ 30.00 | \$ 2.0949 | \$ 5,174.034 | \$ 430.00 | \$ 1.7713 | \$ 4,550.24 | |
| Oct-07 | 821.00 | \$ 7.890 | \$ 30.00 | \$ 2.0949 | \$ 8,227.603 | \$ 430.00 | \$ 1.7713 | \$ 8,398.27 | |
| Nov-07 | 1489.10 | \$ 8.838 | \$ 30.00 | \$ 2.0949 | \$ 16,310.181 | \$ 430.00 | \$ 1.7713 | \$ 16,605.85 | |
| Dec-07 | 1770.60 | \$ 9.628 | \$ 30.00 | \$ 2.0949 | \$ 20,786.567 | \$ 430.00 | \$ 1.7713 | \$ 19,482.32 | |
| | 12483.50 | | \$ 360.00 | | \$ 141,138.158 | \$ 5,160.00 | | \$ 132,953.31 | \$ 8,184.85 |

**Stand Energy Corporation SMALL
January 2005 - August 2010
Duke Kentucky vs. Stand Energy Corporation
(includes additional Duke charges)**

| DATE | USAGE - MCF | DUKE GCR | DUKE MTHLY CUST CHARGE | DUKE DELIVERY CHARGE /MCF | DUKE SPEND | DUKE FT TRANSPORT CUST ADMIN FEE | DUKE FT TRANSPORT DELIVERY CHARGE/MCF | SEC SPEND (COMMODITY & TRANSPORTATION) | DIFFERENCE (DUKE - SEC) |
|--------|-------------|-----------|------------------------|---------------------------|----------------|----------------------------------|---------------------------------------|--|-------------------------|
| Jan-08 | 2120.40 | \$ 9.263 | \$ 30.00 | \$ 2.0949 | \$ 24,113.291 | \$ 430.00 | \$ 1.7713 | \$ 23,451.58 | |
| Feb-08 | 1911.80 | \$ 9.953 | \$ 30.00 | \$ 2.0949 | \$ 23,063.175 | \$ 430.00 | \$ 1.7713 | \$ 22,272.63 | |
| Mar-08 | 1724.90 | \$ 10.116 | \$ 30.00 | \$ 2.0949 | \$ 21,092.581 | \$ 430.00 | \$ 1.7713 | \$ 21,370.95 | |
| Apr-08 | 1507.50 | \$ 11.908 | \$ 30.00 | \$ 2.0949 | \$ 21,139.372 | \$ 430.00 | \$ 1.7713 | \$ 20,399.05 | |
| May-08 | 1221.10 | \$ 11.530 | \$ 30.00 | \$ 2.0949 | \$ 16,667.365 | \$ 430.00 | \$ 1.7713 | \$ 18,707.26 | |
| Jun-08 | 501.70 | \$ 11.623 | \$ 30.00 | \$ 2.0949 | \$ 6,912.270 | \$ 430.00 | \$ 1.7713 | \$ 8,472.65 | |
| Jul-08 | 402.90 | \$ 11.683 | \$ 30.00 | \$ 2.0949 | \$ 5,581.196 | \$ 430.00 | \$ 1.7713 | \$ 7,130.24 | |
| Aug-08 | 429.40 | \$ 12.972 | \$ 30.00 | \$ 2.0949 | \$ 6,499.727 | \$ 430.00 | \$ 1.7713 | \$ 3,834.05 | |
| Sep-08 | 661.40 | \$ 10.559 | \$ 30.00 | \$ 2.0949 | \$ 8,399.289 | \$ 430.00 | \$ 1.7713 | \$ 8,118.04 | |
| Oct-08 | 1265.40 | \$ 9.540 | \$ 30.00 | \$ 2.0949 | \$ 14,752.802 | \$ 430.00 | \$ 1.7713 | \$ 13,726.85 | |
| Nov-08 | 1796.50 | \$ 9.048 | \$ 30.00 | \$ 2.0949 | \$ 20,048.220 | \$ 430.00 | \$ 1.7713 | \$ 18,032.42 | |
| Dec-08 | 2118.40 | \$ 8.779 | \$ 30.00 | \$ 2.0949 | \$ 23,065.270 | \$ 430.00 | \$ 1.7713 | \$ 21,988.68 | |
| | 15661.40 | | \$ 360.00 | | \$ 191,334.560 | \$ 5,160.00 | | \$ 187,504.39 | \$ 3,830.17 |

| | | | | | | | | | |
|--------|----------|----------|-----------|-----------|----------------|-------------|-----------|---------------|--------------|
| Jan-09 | 2353.30 | \$ 8.170 | \$ 30.00 | \$ 2.0949 | \$ 24,186.389 | \$ 430.00 | \$ 1.7713 | \$ 22,714.93 | |
| Feb-09 | 1911.60 | \$ 8.271 | \$ 30.00 | \$ 2.0949 | \$ 19,845.454 | \$ 430.00 | \$ 1.7713 | \$ 14,783.65 | |
| Mar-09 | 1563.80 | \$ 7.389 | \$ 30.00 | \$ 2.0949 | \$ 14,860.923 | \$ 430.00 | \$ 1.7713 | \$ 11,699.50 | |
| Apr-09 | 1301.50 | \$ 5.684 | \$ 30.00 | \$ 2.0949 | \$ 10,154.238 | \$ 430.00 | \$ 1.7713 | \$ 9,079.54 | |
| May-09 | 1272.96 | \$ 5.848 | \$ 30.00 | \$ 2.0949 | \$ 10,141.018 | \$ 430.00 | \$ 1.7713 | \$ 8,353.02 | |
| Jun-09 | 623.40 | \$ 6.392 | \$ 30.00 | \$ 2.0949 | \$ 5,320.773 | \$ 430.00 | \$ 1.7713 | \$ 4,395.58 | |
| Jul-09 | 827.43 | \$ 5.690 | \$ 30.00 | \$ 2.0949 | \$ 6,471.444 | \$ 430.00 | \$ 1.7713 | \$ 6,072.13 | |
| Aug-09 | 642.30 | \$ 5.792 | \$ 30.00 | \$ 2.0949 | \$ 5,095.722 | \$ 430.00 | \$ 1.7713 | \$ 4,382.74 | |
| Sep-09 | 1204.30 | \$ 6.676 | \$ 30.00 | \$ 2.0949 | \$ 10,592.834 | \$ 430.00 | \$ 1.7713 | \$ 7,622.79 | |
| Oct-09 | 1229.81 | \$ 5.402 | \$ 30.00 | \$ 2.0949 | \$ 9,249.743 | \$ 430.00 | \$ 1.7713 | \$ 8,664.88 | |
| Nov-09 | 1481.01 | \$ 6.699 | \$ 30.00 | \$ 2.0949 | \$ 13,053.877 | \$ 430.00 | \$ 1.7713 | \$ 11,107.41 | |
| Dec-09 | 1875.95 | \$ 6.598 | \$ 47.50 | \$ 2.0949 | \$ 16,354.940 | \$ 430.00 | \$ 1.7369 | \$ 14,625.64 | |
| | 16287.37 | | \$ 377.50 | | \$ 145,327.357 | \$ 5,160.00 | | \$ 123,521.80 | \$ 21,805.56 |

| | | | | | | | | | |
|--------|---------|----------|-----------|-----------|---------------|-------------|-----------|---------------|-------------|
| Jan-10 | 2180.92 | \$ 7.166 | \$ 47.50 | \$ 2.0949 | \$ 20,244.792 | \$ 430.00 | \$ 1.7369 | \$ 19,959.07 | |
| Feb-10 | 1926.22 | \$ 7.505 | \$ 47.50 | \$ 2.0949 | \$ 18,539.015 | \$ 430.00 | \$ 1.7369 | \$ 16,482.08 | |
| Mar-10 | 1646.92 | \$ 6.943 | \$ 47.50 | \$ 2.0949 | \$ 14,932.206 | \$ 430.00 | \$ 1.7369 | \$ 13,216.40 | |
| Apr-10 | 1169.62 | \$ 5.964 | \$ 47.50 | \$ 2.0949 | \$ 9,473.338 | \$ 430.00 | \$ 1.7369 | \$ 8,457.94 | |
| May-10 | 1199.19 | \$ 5.718 | \$ 47.50 | \$ 2.0949 | \$ 9,416.673 | \$ 430.00 | \$ 1.7369 | \$ 9,141.54 | |
| Jun-10 | 398.21 | \$ 6.515 | \$ 47.50 | \$ 2.0949 | \$ 3,476.070 | \$ 430.00 | \$ 1.7369 | \$ 3,290.22 | |
| Jul-10 | 273.11 | \$ 6.826 | \$ 47.50 | \$ 2.0949 | \$ 2,483.928 | \$ 430.00 | \$ 1.7369 | \$ 2,892.70 | |
| Aug-10 | 300.81 | \$ 6.560 | \$ 47.50 | \$ 2.0949 | \$ 2,650.963 | \$ 430.00 | \$ 1.7369 | \$ 2,880.94 | |
| | 9095.01 | | \$ 380.00 | | \$ 81,216.984 | \$ 3,440.00 | | \$ 76,320.878 | \$ 4,896.11 |

| | | | | | | | | | |
|---------------|----------|--|--------------|--|----------------|---------------|--|----------------|--------------|
| TOTALS | 80197.07 | | \$ 2,065.650 | | \$ 869,580.423 | \$ 28,340.000 | | \$ 857,930.422 | \$ 11,650.00 |
|---------------|----------|--|--------------|--|----------------|---------------|--|----------------|--------------|



Delta Kentucky vs. Stand Energy Corporation November 2007 - August 2010

| | USAGE - MCF | DELTA GCR | DELTA SPEND | SEC SPEND (COMMODITY & TRANSPORTATION) | DIFFERENCE (DELTA - SEC) |
|--------|-------------|--------------|---------------|--|-----------------------------|
| Nov-07 | 1897.00 | \$ 9.931 | \$ 18,839.107 | \$ 16,098.00 | |
| Dec-07 | 1800.00 | \$ 9.931 | \$ 17,875.800 | \$ 20,142.00 | |
| | 3697.00 | | \$ 36,714.907 | \$ 36,240.00 | \$ 474.91 |

| | | | | | |
|--------|----------|-----------|----------------|---------------|--------------|
| Jan-08 | 2138.00 | \$ 9.931 | \$ 21,232.478 | \$ 19,407.00 | |
| Feb-08 | 1868.00 | \$ 10.439 | \$ 19,500.052 | \$ 18,089.00 | |
| Mar-08 | 2031.00 | \$ 10.439 | \$ 21,201.609 | \$ 18,044.00 | |
| Apr-08 | 1924.00 | \$ 10.439 | \$ 20,084.636 | \$ 21,439.00 | |
| May-08 | 1702.00 | \$ 14.298 | \$ 24,335.196 | \$ 26,304.00 | |
| Jun-08 | 1454.00 | \$ 14.298 | \$ 20,789.292 | \$ 24,419.00 | |
| Jul-08 | 1518.00 | \$ 14.298 | \$ 21,704.364 | \$ 19,026.00 | |
| Aug-08 | 1490.00 | \$ 17.210 | \$ 25,642.900 | \$ 14,521.00 | |
| Sep-08 | 1444.00 | \$ 17.210 | \$ 24,851.240 | \$ 20,889.00 | |
| Oct-08 | 1750.00 | \$ 17.210 | \$ 30,117.500 | \$ 20,467.00 | |
| Nov-08 | 1777.00 | \$ 13.130 | \$ 23,332.010 | \$ 17,723.00 | |
| Dec-08 | 2085.00 | \$ 13.130 | \$ 27,376.050 | \$ 18,314.00 | |
| | 21181.00 | | \$ 280,167.327 | \$ 238,642.00 | \$ 41,525.33 |

| | | | | | |
|--------|----------|-----------|----------------|---------------|--------------|
| Jan-09 | 2008.00 | \$ 13.130 | \$ 26,365.040 | \$ 18,837.00 | |
| Feb-09 | 1713.00 | \$ 11.748 | \$ 20,124.324 | \$ 16,778.00 | |
| Mar-09 | 1756.00 | \$ 11.748 | \$ 20,629.488 | \$ 16,221.00 | |
| Apr-09 | 1518.00 | \$ 11.748 | \$ 17,833.464 | \$ 10,626.00 | |
| May-09 | 1391.00 | \$ 9.511 | \$ 13,229.801 | \$ 13,605.00 | |
| Jun-09 | 1358.00 | \$ 9.511 | \$ 12,915.938 | \$ 5,627.00 | |
| Jul-09 | 1143.00 | \$ 9.511 | \$ 10,871.073 | \$ 5,182.00 | |
| Aug-09 | 1193.00 | \$ 9.084 | \$ 10,837.212 | \$ 6,455.00 | |
| Sep-09 | 1281.00 | \$ 9.084 | \$ 11,636.604 | \$ 5,950.00 | |
| Oct-09 | 1607.00 | \$ 9.084 | \$ 14,597.988 | \$ 6,917.00 | |
| Nov-09 | 1514.00 | \$ 6.665 | \$ 10,090.810 | \$ 11,968.00 | |
| Dec-09 | 1672.00 | \$ 6.665 | \$ 11,143.880 | \$ 14,253.00 | |
| | 18154.00 | | \$ 180,275.622 | \$ 132,419.00 | \$ 47,856.62 |

| | | | | | |
|--------|----------|----------|---------------|---------------|-------------|
| Jan-10 | 1756.00 | \$ 6.665 | \$ 11,703.740 | \$ 12,339.00 | |
| Feb-10 | 1665.00 | \$ 6.036 | \$ 10,049.940 | \$ 11,738.00 | |
| Mar-10 | 1691.00 | \$ 6.036 | \$ 10,206.876 | \$ 8,803.00 | |
| Apr-10 | 1396.00 | \$ 6.036 | \$ 8,426.256 | \$ 8,184.00 | |
| May-10 | 1390.00 | \$ 6.036 | \$ 8,390.040 | \$ 10,470.00 | |
| Jun-10 | 1246.00 | \$ 6.036 | \$ 7,520.856 | \$ 6,902.00 | |
| Jul-10 | 1126.00 | \$ 6.236 | \$ 7,021.736 | \$ 7,415.00 | |
| Aug-10 | 1230.00 | \$ 7.466 | \$ 9,183.180 | \$ 7,420.00 | |
| | 11500.00 | | \$ 72,502.624 | \$ 73,271.000 | \$ (768.38) |

| | | | | | |
|---------------|-----------------|--|-----------------------|-----------------------|---------------------|
| TOTALS | 54532.00 | | \$ 569,660.480 | \$ 480,572.000 | \$ 89,088.48 |
|---------------|-----------------|--|-----------------------|-----------------------|---------------------|



CONFIDENTIAL

10/27/2010