

JOHN N. HUGHES
ATTORNEY AT LAW
PROFESSIONAL SERVICE CORPORATION
124 WEST TODD STREET
FRANKFORT, KENTUCKY 40601

TELEPHONE: (502) 227-7270

JNHUGHES@fewpb.net

TELEFAX (502) 875-7059

October 11, 2006

RECEIVED

Ms. Beth A. O'Donnell
Executive Director
Kentucky Public Service Commission
211 Sower Boulevard
Frankfort, Kentucky 40602-0615

OCT 11 2006

PUBLIC SERVICE
COMMISSION

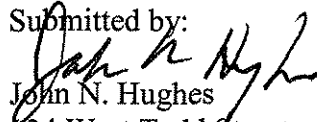
Re: Sprint Spectrum L.P. and SprintCom, Inc, d/b/a Sprint PSC: Case Nos. 2006-00215, 2006-00217, 2006-00218, 2006-00220, 2006-00252; 2006-00255; 2006-00288; 2006-00292; 2006-00294; 2006-00296; 2006-00298; 2006-00300

Dear Beth:

Please file the attached supplemental responses to the RLEC's initial discovery request Interrogatory 4 and Request for Production of Documents 1 on behalf of Sprint Spectrum L.P. and SprintCom, Inc., d/b/a Sprint PCS for filing in each of the referenced cases. An additional five copies are also being filed.

If you have any questions about this filing, please contact me.

Submitted by:


John N. Hughes
124 West Todd Street
Frankfort, KY 40601
and

William R. Atkinson
Sprint Nextel
233 Peachtree St., N.E., Suite 2200
Atlanta, GA 30309
Counsel for: Sprint Spectrum L.P., on behalf of
itself and Sprintcom, Inc. d/b/a Sprint PCS

COMMONWELATH OF KENTUCKY
BEFORE THE PUBLIC SERVICE COMMISSION

RECEIVED

OCT 11 2006

PUBLIC SERVICE
COMMISSION

In the Matter of:

Petition of Ballard Rural Telephone Cooperative Corporation, Inc. for Arbitration of Certain Terms and Conditions of Proposed Interconnection Agreement With American Cellular f/k/a ACC Kentucky License LLC, Pursuant to the Communications Act of 1934, as Amended by the Telecommunications Act of 1996)	Case No. 2006-00215
Petition of Duo County Telephone Cooperative Corporation, Inc. for Arbitration of Certain Terms and Conditions of Proposed Interconnection Agreement With Cellco Partnership d/b/a Verizon Wireless, GTE Wireless of the Midwest Incorporated d/b/a Verizon Wireless, and Kentucky RSA No. 1 Partnership d/b/a Verizon Wireless, Pursuant to the Communications Act of 1934, as Amended by the Telecommunications Act of 1996)	Case No. 2006-00217
Petition of Logan Telephone Cooperative Inc. for Arbitration of Certain Terms and Conditions of Proposed Interconnection Agreement With American Cellular f/k/a ACC Kentucky License LLC, Pursuant to the Communications Act of 1934, as Amended by the Telecommunications Act of 1996)	Case No. 2006-00218
Petition of West Kentucky Rural Telephone Cooperative Corporation, Inc. for Arbitration of Certain Terms and Conditions of Proposed Interconnection Agreement with American Cellular f/k/a ACC Kentucky License LLC, Pursuant to the Communications Act of 1934, as Amended by the Telecommunications Act of 1996)	Case No. 2006-00220

Petition of North Central Telephone Cooperative Corporation, For Arbitration of Certain Terms and Conditions of Proposed Interconnection Agreement with American Cellular Corporation f/k/a ACC Kentucky License LLC, Pursuant To the Communications Act of 1934, As Amended by the Telecommunications Act of 1996)

Case No. 2006-00252

SUPPLEMENTAL RESPONSE OF SPRINT PCS TO THE INTERROGATORIES AND REQUESTS FOR PRODUCTION OF DOCUMENTS TO CMRS CARRIERS SUBMITTED BY BALLARD, DUO COUNTY, LOGAN, WEST KENTUCKY, AND NORTH CENTRAL

Sprint Spectrum L.P., on behalf of itself and SprintCom, Inc., d/b/a Sprint PCS (“Sprint PCS”); hereby files this Supplemental Response to the “Interrogatories and Requests for Production of Documents to CMRS Carriers” served on Sprint PCS by Ballard Rural Telephone Cooperative Corporation, Inc. (“Ballard”) which were adopted and served on Sprint PCS by Duo County Telephone Cooperative Corporation, Inc. (“Duo County”), Logan Telephone Cooperative, Inc. (“Logan”), West Kentucky Rural Telephone Cooperative Corporation, Inc. (“West Kentucky”), and North Central Telephone Cooperative Corporation (“North Central”) by letter dated August 23, 2006. Sprint PCS renews and incorporates herein by reference all objections asserted in its initial Response filed on or about September 7, 2006. Without waiving any of those objections, Sprint PCS supplements its earlier responses as follows:

INTERROGATORIES

2. Identify all persons you intend to call as witnesses at the October 16-18, 2006 evidentiary hearing in the above styled matter (the "Evidentiary Hearing").

SUPPLEMENTAL ANSWER: Direct Testimony and Rebuttal Testimony of witness Randy G. Farrar has been pre-filed in accordance with the Commission's Scheduling Order.

3. For each person identified in response to Interrogatory No. 2 above, state the facts known and substance of his/her expected testimony at the Evidentiary Hearing.

SUPPLEMENTAL ANSWER: See pre-filed Testimony and Rebuttal Testimony of witness Randy G. Farrar.

4. Identify all documents that each person identified in response to Interrogatory No. 2 above intends to use, reference, or rely upon during his/her testimony at the Evidentiary Hearing.

SUPPLEMENTAL ANSWER: The documents Mr. Farrar intends to use, reference, or rely upon during his testimony are identified in his pre-filed Direct Testimony and Rebuttal Testimony.

5. Identify each person you will or may call as an expert or to offer any expert testimony at the Evidentiary Hearing in this matter.

SUPPLEMENTAL ANSWER: Mr. Farrar has filed testimony as an expert.

6. For each person identified in response to Interrogatory No. 5 above, state all facts known and opinions held by that person with respect to this proceeding, identifying all written reports of the expert containing or referring to those facts or opinions.

SUPPLEMENTAL ANSWER: Sprint PCS objects to this interrogatory on the basis that it is overbroad. Mr. Farrar has cited specific facts and opinions related to this proceeding in his pre-filed Direct Testimony and Rebuttal Testimony.

REQUESTS FOR PRODUCTION OF DOCUMENTS

1. Produce all documents identified in, referenced, referred to, reviewed, consulted, or relied upon in any way in responding to any of the Interrogatories or Requests for Admission propounded herein.

SUPPLEMENTAL ANSWER: Sprint PCS objects to this request as overbroad and unduly burdensome and to the extent it seeks documents subject to the attorney-client privilege. Subject to those objections and without waiving them, Sprint PCS responds as follows: Witness Farrar references "A Survey of Unbundled Network Element Prices in the United States (Updated March 2006)," Billy Jack Gregg, Public Service Commission of West Virginia in his Direct Testimony. He references "AUS Telephone Plant Index," January 1, 2006 in his Rebuttal Testimony. Both documents are provided with this Supplemental Response.

3. Produce all documents that support the opinion of any expert who has been identified, and attach all documents such expert relied upon in forming his/her

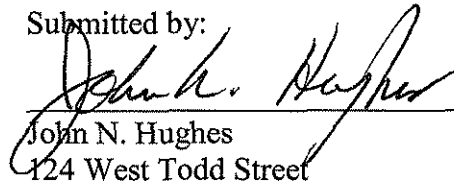
opinions and all documents that the expert reviewed, whether or not the documents were relied upon in forming his/her opinions.

SUPPLEMENTAL ANSWER: Sprint PCS objects to this request on the basis that it is overbroad and seeks information that may be subject to the attorney-client privilege. Subject to that objection and without waiving it, Mr. Farrar identifies documents upon which he relies in his Direct Testimony and Rebuttal Testimony.

5. Produce all documents relied upon by each expert witness you expect to testify on your behalf at the Evidentiary Hearing.

SUPPLEMENTAL ANSWER: See Supplemental Answers to Interrogatory 4 and Request 5.

Submitted by:



John N. Hughes
124 West Todd Street
Frankfort, KY 40601
and

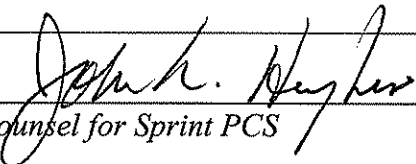
William R. Atkinson
Sprint Nextel
233 Peachtree St., N.E.
Suite 2200
Atlanta, GA 30309

Counsel for: Sprint Spectrum L.P., on behalf
of itself and Sprintcom, Inc. d/b/a Sprint
PCS

CERTIFICATE OF SERVICE

I hereby certify that a copy of the foregoing document was served on the parties listed below by electronic mail, or by depositing same in the United States mail, First Class and postage prepaid, the 11th day of October, 2006.

William G. Francis Francis, Kendrick and Francis 504 First Commonwealth Bank Building 311 North Arnold Avenue Prestonsburg, KY 41653-0268	James Dean Liebman Liebman & Liebman 403 West Main Street P. O. Box 478 Frankfort, KY 40602-0478
NTCH-West, Inc. Suite E 1970 North Highland Avenue Jackson, TN 38305	Thomas Sams NTCH, Inc. 1600 Ute Avenue, Suite 10 Grand Junction, Colorado 81501
John E. Selent Holly C. Wallace Edward T. Depp Linda Bandy Dinsmore & Shohl, LLP 1400 PNC Plaza 500 West Jefferson Street Louisville, KY 40202 Counsel for West Kentucky, Ballard Rural, South Central, Duo County, Brandenburg Telephone, Foothills Rural, Gearheart Communications, Logan Telephone, Mountain Rural, North Central, Peoples Rural, Thacker- Grigsby tip.depp@dinslaw.com SELENT@DINSLAW.com HWALLACE@DINSLAW.com	Bhugin M. Modi Vice President ComScape Communications, Inc. 1926 10 th Avenue, North Suite 305 West Palm Beach, FL 33461



Counsel for Sprint PCS



AUS Telephone Plant Index

1/1/2006



AUS Telephone Plant Index

Cost Trend Tables from 1946 to January 1, 2006

*Copyright © 2006 by AUS Consultants
all rights reserved, including the right to
reproduce this book or portions thereof
in any form whatsoever. For information
contact:*

*AUS Consultants
275 Grandview Ave., Suite 100
Camp Hill, PA 17011
717.763.9890*



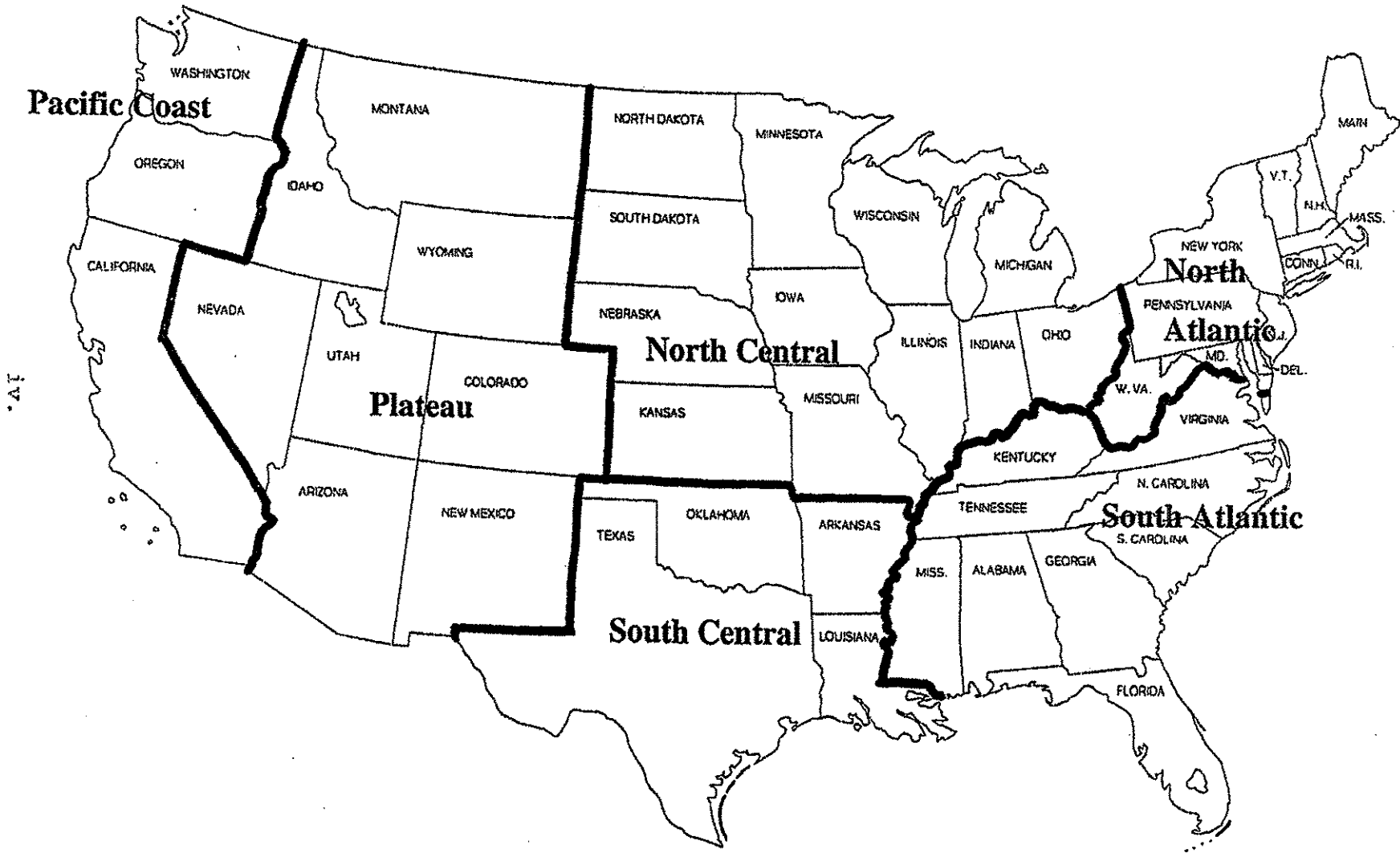
AUS Telephone Plant Index

AUS Utility Reports

155 Gaither Drive
P. O. Box 1050
Moorestown, NJ 08057
(856) 234 9200

275 Grand View Ave.
Suite 100
Camp Hill, PA 17011
(717) 763 9890

An AUS Consultants Company



South Atlantic



SCHEDULE No. T-2

AUS TELEPHONE PLANT INDEX
SOUTH ATLANTIC REGION 1973=100

L I N E N O	PLANT IN SERVICE DESCRIPTION	F C C A c c t.	COST INDEX NUMBERS														L I N E N O
			1979		1980		1981		1982		1983		1984		1985		
			Jan 1	July 1	Jan 1	July 1	Jan 1	July 1	Jan 1	July 1	Jan 1	July 1	Jan 1	July 1	Jan 1	July 1	
1	Total Plant		130	135	140	145	145	149	150	151	155	158	155	152	154	156	1
2																	2
3																	3
4	Motor Vehicles	2112	149	155	162	167	178	186	195	195	201	199	203	204	206	210	4
5	Aircraft	2113	157	163	170	180	195	205	215	217	224	223	227	228	230	234	5
6	Special Purpose Vehicles	2114	187	195	206	220	231	245	254	263	266	270	271	274	274	277	6
7	Garage Work Equipment	2115	180	189	200	213	223	234	241	248	250	251	253	257	260	263	7
8	Other Work Equipment	2116	141	147	153	165	170	181	183	189	189	189	189	190	192	197	8
9																	9
10																	10
11	Buildings	2121	157	163	175	179	187	194	189	193	198	199	199	205	214	212	11
12	Furniture	2122	160	171	174	182	187	199	210	213	215	222	224	229	232	238	12
13	Office Equipment	2123	119	123	125	130	132	136	137	140	140	143	142	142	140	142	13
14	General Purpose Computers	2124	90	90	90	90	90	90	87	83	76	69	59	48	48	48	14
15																	15
16																	16
17																	17
18																	18
19																	19
20	Analog Electronic Switching	2211	122	125	130	140	149	163	168	175	183	188	193	199	202	204	20
21	Digital Electronic Switching	2212	96	96	96	96	97	97	94	90	84	77	67	57	57	57	21
22																	22
23																	23
24	Electro Mechanical Switching	2215	151	156	167	188	199	213	219	226	232	248	268	277	282	281	24
25																	25
26	Operator Systems	2220	132	136	146	157	166	176	180	185	191	197	204	211	213	215	26
27																	27
28																	28
29																	29
30	Radio Systems - Analog	22311	103	103	100	100	101	102	90	91	94	94	79	80	80	81	30
31	Radio Systems - Digital	22312	0	0	0	0	0	0	0	0	115	115	115	117	119	121	31
32	Circuit Equipment - Analog	22321	120	122	125	130	129	128	130	132	121	154	153	152	153	152	32
33	Circuit Equipment - Digital	22322	123	120	114	107	100	93	93	94	95	96	89	82	80	78	33
34																	34
35																	35
36																	36
37	Public Telephone Term Eq	2351	122	127	132	140	145	149	157	166	189	195	200	205	209	211	37
38																	38
39																	39
40	Poles	2411	193	206	217	229	237	246	251	255	260	264	267	269	274	278	40
41	Aerial Cable - Metallic	24211	156	168	180	191	189	195	200	202	206	211	208	206	216	227	41
42	Aerial Cable - Fiber	24212	0	0	0	0	0	0	0	0	135	136	131	125	117	109	42
43	Underground Cable - Metallic	24221	153	166	179	191	186	190	193	194	197	201	195	190	202	214	43
44	Underground Cable - Fiber	24222	0	0	0	0	0	0	0	0	129	130	124	118	109	100	44
45	Buried Cable - Metallic	24231	152	166	179	191	185	188	191	192	194	197	191	185	196	210	45
46	Buried Cable - Fiber	24232	0	0	0	0	0	0	0	0	128	129	123	117	107	99	46
47	Submarine Cable - Metallic	24241	157	168	178	189	190	196	202	205	210	215	214	213	222	232	47
48	Submarine Cable - Fiber	24242	0	0	0	0	0	0	0	0	145	147	143	138	132	125	48
49	Intra Building Cable - Metallic	24261	156	168	179	191	189	195	200	202	206	211	208	206	216	227	49
50	Intra Building Cable - Fiber	24262	0	0	0	0	0	0	0	0	135	137	131	125	117	109	50
51	Aerial Wire	2431	154	168	178	188	195	203	207	210	215	221	227	234	237	242	51
52	Conduit Systems	2441	165	176	183	191	199	207	215	215	223	234	239	246	250	254	52
53																	53
54																	54
55																	55
56																	56

SCHEDULE No. T-2

AUS TELEPHONE PLANT INDEX
SOUTH ATLANTIC REGION 1973=100

LINE NO	COST INDEX NUMBERS																								LINE NO
	1986		1987		1988		1989		1990		1991		1992		1993		1994		1995		1996		1997		
	Jan 1	July 1	Jan 1	July 1	Jan 1	July 1	Jan 1	July 1	Jan 1	July 1	Jan 1	July 1	Jan 1	July 1	Jan 1	July 1	Jan 1	July 1	Jan 1	July 1	Jan 1	July 1	Jan 1	July 1	
1	153	151	152	152	147	149	155	161	160	161	162	161	161	161	164	165	166	167	171	175	179	180	181	182	1
2																									2
3																									3
4	215	215	227	220	221	222	231	229	236	232	244	241	254	251	258	261	267	271	275	270	279	276	277	271	4
5	238	237	233	232	231	234	234	240	240	254	261	271	274	284	285	291	297	300	304	312	318	322	326	328	5
6	278	281	283	287	289	293	298	309	298	319	325	328	333	337	343	348	348	351	353	360	362	368	370	374	6
7	264	267	268	270	273	279	286	294	298	305	309	316	318	322	324	328	331	336	338	345	349	354	356	359	7
8	199	202	204	205	206	210	215	218	221	228	230	234	235	240	240	243	244	250	250	254	254	258	258	260	8
9																									9
10																									10
11																									11
12	215	217	216	218	220	226	225	236	232	233	231	226	224	231	237	242	251	257	261	256	262	264	271	279	12
13	242	245	248	252	255	263	269	274	278	284	287	290	291	294	296	299	302	309	309	315	320	322	326	328	13
14	141	143	143	146	147	149	151	153	154	154	152	153	153	156	154	155	153	155	154	156	155	156	155	157	14
15	48	47	47	47	45	43	37	31	30	29	26	24	23	21	21	21	21	21	21	20	17	15	14	14	15
16																									16
17																									17
18																									18
19																									19
20	205	208	210	210	204	207	210	212	214	211	212	214	213	213	213	216	215	216	213	212	211	204	204	200	20
21	57	56	56	56	52	50	45	40	39	38	36	33	32	31	31	31	32	32	32	31	28	27	26	26	21
22																									22
23																									23
24	283	286	287	287	278	284	289	291	291	292	296	302	303	304	309	317	316	324	329	327	334	333	336	339	24
25																									25
26	216	218	219	219	213	216	217	218	218	218	220	223	224	224	227	231	231	236	238	236	239	237	239	239	26
27																									27
28																									28
29																									29
30	77	78	82	82	80	80	81	81	81	82	81	82	84	85	86	87	87	87	89	89	91	91	91	93	30
31	122	124	126	124	117	117	117	118	118	119	116	116	117	118	119	120	119	120	120	121	121	122	123	125	31
32	147	144	145	146	140	141	142	144	143	144	145	146	147	147	149	150	150	150	152	149	149	146	146	145	32
33	68	59	49	39	36	35	35	35	33	34	34	34	34	37	38	39	39	39	39	36	37	38	35	36	33
34																									34
35																									35
36																									36
37	212	215	217	217	204	208	210	212	214	211	212	214	213	214	214	217	216	217	214	212	212	205	205	201	37
38																									38
39																									39
40	282	287	289	291	272	279	284	288	293	298	303	311	317	326	333	339	355	367	370	371	383	388	404	406	40
41	224	220	221	225	222	233	252	270	265	273	278	275	278	275	283	283	284	284	295	311	321	326	327	330	41
42	106	103	106	108	92	84	82	87	86	86	88	89	88	89	89	89	89	88	88	89	91	92	93	94	42
43	209	202	203	206	207	218	241	261	258	262	266	260	262	255	263	261	261	258	271	290	300	305	307	310	43
44	96	93	96	98	82	73	71	75	74	74	75	76	75	76	75	74	72	73	73	75	76	76	77	74	44
45	203	196	196	199	201	213	237	259	255	259	263	255	257	249	256	254	253	250	263	283	294	299	300	303	45
46	95	91	94	97	81	72	69	73	72	73	74	74	73	74	73	72	71	70	70	71	73	73	74	74	46
47	231	228	232	234	229	237	252	266	266	270	276	275	279	278	286	288	290	290	300	312	322	327	329	331	47
48	123	121	124	126	111	104	102	107	107	108	110	111	112	113	115	115	114	115	116	120	121	121	122	122	48
49	224	220	222	225	223	233	252	270	268	272	277	274	278	275	282	283	284	284	295	311	321	325	327	331	49
50	106	103	106	108	93	84	82	87	86	87	88	90	89	90	90	90	89	88	89	90	92	93	93	94	50
51	244	245	246	247	242	254	262	270	271	276	283	288	291	297	304	307	310	315	322	326	332	336	339	341	51
52	259	262	268	270	260	267	290	298	300	300	307	303	304	309	316	323	329	334	339	343	350	352	356	358	52
53																									53
54																									54
55																									55
56																									56

SCHEDULE No. T-2

AUS TELEPHONE PLANT INDEX
SOUTH ATLANTIC REGION 1973=100

L I N E N O	PLANT IN SERVICE DESCRIPTION	F C C A c c t	COST INDEX NUMBERS														L I N E N O
			1998		1999		2000		2001		2002		2003		2004		
			Jan 1	July 1	Jan 1	July 1	Jan 1	July 1	Jan 1	July 1	Jan 1	July 1	Jan 1	July 1	Jan 1	July 1	
1	Total Plant		183	181	182	180	182	184	186	188	189	191	191	194	199	204	1
2																	2
3																	3
4	Motor Vehicles	2112	270	263	273	266	275	269	276	266	270	263	264	257	268	266	4
5	Aircraft	2113	327	328	329	330	334	343	351	359	362	364	369	377	387	393	5
6	Special Purpose Vehicles	2114	377	382	383	388	388	392	392	392	392	398	400	404	404	413	6
7	Garage Work Equipment	2115	361	364	366	368	369	372	373	377	376	376	377	378	379	387	7
8	Other Work Equipment	2116	260	262	263	265	266	267	268	273	271	272	271	273	273	275	8
9																	9
10																	10
11																	11
12	Buildings	2121	283	284	291	295	308	309	308	314	313	319	317	320	347	356	12
13	Furniture	2122	330	330	330	333	335	337	338	341	341	341	344	346	346	350	13
14	Office Equipment	2123	156	157	156	157	156	157	157	158	159	158	158	157	159	160	14
15	General Purpose Computers	2124	14	14	13	13	12	11	9	9	7	7	6	5	3	3	15
16																	16
17																	17
18																	18
19																	19
20	Analog Electronic Switching	2211	196	194	194	193	193	193	193	190	189	190	189	190	189	190	20
21	Digital Electronic Switching	2212	26	26	25	25	25	24	22	23	23	23	21	22	22	22	21
22																	22
23																	23
24	Electro Mechanical Switching	2215	331	336	338	342	344	348	350	358	366	376	379	386	391	395	24
25																	25
26	Operator Systems	2220	234	237	237	239	241	242	243	247	251	257	258	261	264	266	26
27																	27
28																	28
29																	29
30	Radio Systems - Analog	22311	94	95	95	96	96	96	96	95	95	95	95	95	95	96	30
31	Radio Systems - Digital	22312	125	123	123	124	125	125	126	127	128	127	125	125	125	126	31
32	Circuit Equipment - Analog	22321	143	143	142	143	143	144	144	142	143	143	143	144	143	145	32
33	Circuit Equipment - Digital	22322	36	36	36	35	36	36	36	37	37	38	38	39	38	38	33
34																	34
35																	35
36																	36
37	Public Telephone Term Eq	2351	197	196	196	194	196	196	195	193	192	192	192	192	191	192	37
38																	38
39																	39
40	Poles	2411	410	419	428	431	432	439	444	454	459	467	471	480	484	498	40
41	Aerial Cable - Metallic	24211	335	327	328	320	319	328	334	338	340	343	345	354	362	375	41
42	Aerial Cable - Fiber	24212	94	96	98	98	100	102	104	105	106	108	108	111	112	115	42
43	Underground Cable - Metallic	24221	314	302	301	290	287	295	300	303	302	303	304	311	318	330	43
44	Underground Cable - Fiber	24222	77	78	80	80	81	83	84	86	86	88	88	89	91	93	44
45	Buried Cable - Metallic	24231	307	293	291	278	274	282	287	290	288	288	288	296	302	314	45
46	Buried Cable - Fiber	24232	75	76	77	77	79	80	82	83	83	85	84	86	87	89	46
47	Submarine Cable - Metallic	24241	336	331	335	329	332	338	345	348	350	352	355	362	369	379	47
48	Submarine Cable - Fiber	24242	123	125	128	129	131	133	136	137	139	140	141	143	145	148	48
49	Intra Building Cable - Metallic	24261	335	328	329	321	321	329	336	340	341	344	346	355	362	375	49
50	Intra Building Cable - Fiber	24262	95	96	98	99	100	103	104	106	107	109	109	111	113	116	50
51	Aerial Wire	2431	345	350	353	353	360	367	373	377	381	387	391	400	408	420	51
52	Conduit Systems	2441	361	366	376	380	391	396	405	408	415	425	431	434	443	453	52
53																	53
54																	54
55																	55
56																	56



SCHEDULE No. T-2

AUS TELEPHONE PLANT INDEX
SOUTH ATLANTIC REGION 1973=100

L I N E N O	COST INDEX NUMBERS										L I N E N O
	2005		2006								
	Jan 1	July 1	Jan 1								
1	207	210	223								1
2											2
3											3
4	272	261	265								4
5	408	413	417								5
6	428	445	450								6
7	393	403	408								7
8	276	278	278								8
9											9
10											10
11											11
12	361	367	373								12
13	360	366	373								13
14	158	162	161								14
15	3	3	3								15
16											16
17											17
18											18
19											19
20	190	189	187								20
21	22	22	22								21
22											22
23											23
24	403	405	412								24
25											25
26	271	272	275								26
27											27
28											28
29											29
30	95	95	94								30
31	127	127	128								31
32	145	145	146								32
33	39	39	39								33
34											34
35											35
36											36
37	191	191	188								37
38											38
39											39
40	502	511	508								40
41	383	391	434								41
42	117	119	120								42
43	338	344	397								43
44	94	96	97								44
45	322	328	385								45
46	91	92	93								46
47	387	392	426								47
48	150	152	154								48
49	383	391	433								49
50	117	120	121								50
51	428	436	454								51
52	464	469	474								52
53											53
54											54
55											55



**A SURVEY OF UNBUNDLED
NETWORK ELEMENT PRICES
IN THE UNITED STATES**
(Updated March 2006)

Billy Jack Gregg
Director
Consumer Advocate Division
Public Service Commission
of West Virginia

UNBUNDLED NETWORK ELEMENT RATE COMPARISON MATRIX
All Rates for RBOC in each State Unless Otherwise Noted

Updated March 2006

State Access Lines	Company	Density Zones	Loop Rate (per Month)	Port Rate (per Month)	Switching (per MOU)	Tandem Switching and Transport (per MOU)
Alabama 1,774,375	BS	1	\$12.58	\$1.38	\$0.0007025	\$0.00010 Tandem Switching \$0.0003224 Common Transport
		2	\$21.05			
		3	\$34.34			
		Avg	\$17.60			
Alaska 151,826 37,475	ATU	1	\$18.64	\$4.27	\$0.006595	\$0.004712 Tandem Switching \$0.000416 Termination
	ACS	1	\$19.19	\$1.38	\$0.00203	\$0.00155 Tandem Switching \$0.00023 Common Transport
Arizona 2,365,023	QW	1	\$9.05	\$1.61	\$0.0009695	\$0.000550 Tandem Switching \$0.0008236 Common Transport
		2	\$14.84			
		3	\$36.44			
		Avg	\$12.12			
Arkansas 919,866	SBC	3	\$16.00	\$2.61	\$0.001310 \$0.001690 \$0.002530	\$0.000789 Tandem Switching \$0.000157-\$0.000196 Common Transport
		2	\$18.70			
		1	\$22.02			
		Avg	\$17.21			
California 16,509,867	SBC	1	\$9.48	\$4.29	Included in port rate	\$0.000453 Tandem Switching \$0.001249 Common Transport
		2	\$12.79			
		3	\$26.43			
		Avg	\$11.73			
Colorado 2,468,886	QW	1	\$5.91	\$1.15 w/all features	\$0.00161	\$0.00069 Tandem Switching \$0.00111 Common Transport
		2	\$12.31			
		3	\$32.74			
		Avg	\$15.85			

*Stand-alone rates. Loop and port combination rates used in UNE-P shown on Table 1A.

Table 1

State Access Lines	Company	Density Zones	Loop Rate (per Month)	Port Rate (per Month)	Switching (per MOU)	Tandem Switching and Transport (per MOU)
Illinois 6,183,446	SBC	A B C Avg	\$5.17 \$12.40 \$14.91 \$13.42	\$3.18	Included in port rate	\$0.000215 Tandem Switching \$0.000304 Common Transport
Indiana 2,143,137	SBC	3 2 1 Avg	\$12.00 \$12.50 \$11.50 \$11.96	\$4.08	Included in port rate	\$0.000295 Tandem Switching \$0.000513 Common Transport
Iowa 985,834	QW	1 2 3 Avg	\$12.69 \$15.14 \$26.39 \$15.94	\$1.15	\$0.001558	\$0.00069 Tandem Switching \$0.00111 Common Transport
Kansas 1,133,026	SBC	3 2 1 Avg	\$11.86 \$13.64 \$23.34 \$13.53	\$2.61	\$0.00131 \$0.00169 \$0.00253 \$0.001517	\$0.000789 Tandem Switching \$0.000157-\$0.000196 Common Transport
Kentucky 1,091,285	BS	1 2 3 Avg	\$10.56 \$15.34 \$31.11 \$18.04 *	\$1.49 *	\$0.001197	\$0.0001940 Tandem Switching \$0.0007466 Common Transport
Louisiana 2,080,847	BS	1 2 3 Avg	\$12.90 \$23.33 \$48.43 \$17.30 *	\$1.52 *	\$0.001868	\$0.0001067 Tandem Switching \$0.0003748 Common Transport
Maine 662,838	VZ	1 2 3 Avg	\$11.44 \$13.47 \$18.75 \$16.18	\$0.94	\$0.00168	\$0.001221 Tandem Switching \$0.001940 Day \$0.000322 Eve \$0.00000 Night & Weekend Common Transport

*Stand-alone rates. Loop and port combination rates used in UNE-P shown on Table 1A.

UNE COMBINATION RATES
 Rates Effective When Used As Part of Loop/Port Combination or UNE-P
 Updated March 2006

State Access Lines	Company	Density Zones	Loop Rate (per Month)	Port Rate (per Month)	Switching (per MOU)	Tandem Switching and Transport (per MOU)	
Alabama 1,774,375	BS	1	\$11.55	\$1.15	\$0.0007025	\$0.00010 Tandem Switching \$0.00032 Common Transport	
		2	\$20.04				
		3	\$33.65				
		Avg	\$16.66				\$3.13 w/ all features
Florida 6,063,101	BS	1	\$9.77	\$1.17	\$0.000766	\$0.0001319 Tandem Switching \$0.0004372 Termination	
		2	\$13.88				
		3	\$24.63				
		Avg	\$13.95				\$3.43 w/ all features
Georgia 3,727,530	BS	1	\$9.56	\$0.9019	\$0.000615	\$0.0000972 Tandem Switching \$0.0001914 Common Transport	
		2	\$14.86				
		3	\$31.66				
		Avg	\$12.82				\$1.68 w/ all features
Kentucky 1,091,285	BS	1	\$9.64	\$1.15	\$0.001197	\$0.000194 Tandem Switching \$0.0007466 Common Transport	
		2	\$14.37				
		3	\$30.59				
		Avg	\$17.26				
Louisiana 2,080,847	BS	1	\$11.77	\$1.36	\$0.001868	\$0.0001067 Tandem Switching \$0.0003748 Common Transport	
		2	\$22.39				
		3	\$48.26				
		Avg	\$16.24				
Mississippi 1,232,062	BS	1	\$10.99	\$1.23	\$0.0010269	\$0.0001723 Tandem Switching \$0.0004541 Common Transport	
		2	\$15.90				
		3	\$25.03				
		4	\$43.68				
		Avg	\$22.37				\$3.79 w/ all features
New York 10,176,986	VZ	1	\$7.70	\$2.57	\$0.001147 Originating \$0.001111 Terminating	\$0.000481 Tandem Switching \$0.000203 Common Transport	
		2	\$11.31				
		3	\$15.51				
		Avg	\$11.49				