

Dinsmore & Shohl LLP
ATTORNEYS

Jane W. Nall
502-540-2320
jane.nall@dinslaw.com

October 2, 2006

VIA FEDERAL EXPRESS

Hon. Beth O'Donnell
Executive Director
Public Service Commission
211 Sower Blvd.
P. O. Box 615
Frankfort, KY 40601

RECEIVED

OCT 3 2006

PUBLIC SERVICE
COMMISSION

Re: Kentucky Public Service Commission Case Nos.
1) 2006-00215; 2) 2006-00217; 3) 2006-00218; 4) 2006-00220;
5) 2006-00252; 6) 2006-00255; 7) 2006-00288; 8) 2006-00292;
9) 2006-00294; 10) 2006-00296; 11) 2006-00298; 12) 2006-00300

Dear Ms. O'Donnell:

I have enclosed for filing in the above-styled cases the original and eleven (11) copies of the RLECs' Response to the CMRS Providers' Consolidated Motion to Compel and Supplemental Responses to the CMRS Providers' First Set of Discovery Requests. Please file-stamp one copy of each and return it in the self-addressed stamped envelope.

Thank you, and if you have any questions, please call me.

Sincerely,


Jane W. Nall

JWN/sba
Enclosures

Hon. Beth O'Donnell
October 2, 2006
Page 2

cc: John N. Hughes, Esq.
Mary Beth Naumann, Esq.
Holland N. McTyeire, Esq.
Bhogan M. Modi
Mark R. Overstreet, Esq.
Tom Sams
Philip R. Schenkenberg, Esq.
Jeff Yost, Esq.
Amy E. Dougherty, Esq.

Dinsmore & Shohl LLP
ATTORNEYS

Jane W. Nall
502-540-2320
jane.nall@dinslaw.com

October 2, 2006

RECEIVED

OCT 3 2006

PUBLIC SERVICE
COMMISSION

VIA FEDERAL EXPRESS

Hon. Beth O'Donnell
Executive Director
Public Service Commission
211 Sower Blvd.
P. O. Box 615
Frankfort, KY 40601

Re: Kentucky Public Service Commission Case Nos.

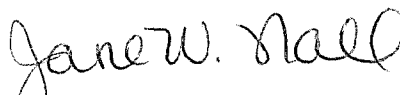
**1) 2006-00215; 2) 2006-00217; 3) 2006-00218; 4) 2006-00220;
5) 2006-00252; 6) 2006-00255; 7) 2006-00288; 8) 2006-00292;
9) 2006-00294; 10) 2006-00296; 11) 2006-00298; 12) 2006-00300**

Dear Ms. O'Donnell:

I have enclosed for filing in the above-styled cases the original and eleven (11) copies of the RLECs' Response to the CMRS Providers' Consolidated Motion to Compel and Supplemental Responses to the CMRS Providers' First Set of Discovery Requests. Please file-stamp one copy of each and return it in the self-addressed stamped envelope.

Thank you, and if you have any questions, please call me.

Sincerely,



Jane W. Nall

JWN/sba
Enclosures

Hon. Beth O'Donnell
October 2, 2006
Page 2

cc: John N. Hughes, Esq.
Mary Beth Naumann, Esq.
Holland N. McTyeire, Esq.
Bhogan M. Modi
Mark R. Overstreet, Esq.
Tom Sams
Philip R. Schenkenberg, Esq.
Jeff Yost, Esq.
Amy E. Dougherty, Esq.

COMMONWEALTH OF KENTUCKY
BEFORE THE PUBLIC SERVICE COMMISSION

RECEIVED

In the Matters of:

OCT 3 2006

PUBLIC SERVICE
COMMISSION

Petition of Ballard Rural Telephone Cooperative)
Corporation, Inc. for Arbitration of Certain Terms)
and Conditions of Proposed Interconnection)
Agreement with American Cellular Corporation)
f/k/a ACC Kentucky License LLC,)
Pursuant to the Communications Act of 1934,)
as Amended by the Telecommunications)
Act of 1996)

Case No. 2006-00215

Petition of Brandenburg Telephone Company)
For Arbitration of Certain Terms and)
Conditions of Proposed Interconnection)
Agreement with Cellco Partnership d/b/a)
Verizon Wireless, GTE Wireless of the)
Midwest Incorporated d/b/a Verizon Wireless, and)
Kentucky RSA No. 1 Partnership d/b/a)
Verizon Wireless, Pursuant)
To the Communications Act of 1934,)
As Amended by the Telecommunications)
Act of 1996)

Case No. 2006-00288

Petition of Duo County Telephone Cooperative)
Corporation, Inc. for Arbitration of Certain)
Terms and Conditions of Proposed Interconnection)
Agreement with Cellco Partnership d/b/a)
Verizon Wireless, GTE Wireless of the Midwest)
Incorporated d/b/a, and Kentucky RSA No. 1)
Partnership d/b/a Verizon Wireless, Pursuant to)
the Communications Act of 1934, as amended)
by the Telecommunications Act of 1996)

Case No. 2006-00217

Petition of Foothills Rural Telephone Cooperative)
Corporation, Inc., for Arbitration of Certain Terms)
and Conditions of Proposed Interconnection)
Agreement with Cellco Partnership d/b/a Verizon)
Wireless, GTE Wireless of the Midwest)
Incorporated d/b/a Verizon Wireless, and Kentucky)
RSA No. 1 Partnership d/b/a Verizon Wireless,)
Pursuant to the Communications Act of 1934,)
as Amended by the Telecommunications)
Act of 1996)

Case No. 2006-00292

Petition of Gearheart Communications Inc. d/b/a) Coalfields Telephone Company, for Arbitration of) Certain Terms and Conditions of Proposed) Interconnection Agreement with Cellco Partnership) d/b/a Verizon Wireless, GTE Wireless of the) Midwest Incorporated d/b/a Verizon Wireless, and) Kentucky RSA No. 1 Partnership d/v/a Verizon) Wireless, Pursuant to the Communications Act of) 1934, as Amended by the Telecommunications) Act of 1996))	Case No. 2006-00294
Petition of Logan Telephone Cooperative, Inc.) For Arbitration of Certain Terms and) Conditions of Proposed Interconnection) Agreement with American Cellular Corporation) f/k/a ACC Kentucky License LLC, Pursuant to) the Communications Act of 1934, as Amended) by the Telecommunications Act of 1996))	Case No. 2006-00218
Petition of Mountain Rural Telephone Cooperative) Corporation, Inc., for Arbitration of Certain Terms) and Conditions of Proposed Interconnection) Agreement with Cellco Partnership d/b/a Verizon) Wireless, GTE Wireless of the Midwest) Incorporated d/b/a Verizon Wireless, and Kentucky) RSA No. 1 Partnership d/b/a Verizon Wireless,) Pursuant to the Communications Act of 1934,) as Amended by the Telecommunications) Act of 1996))	Case No.2006-00296
Petition of North Central Telephone Cooperative) Corporation, for Arbitration of Certain Terms and) Conditions of Proposed Interconnection Agreement) with American Cellular Corporation f/k/a ACC) Kentucky License LLC, Pursuant to the) Communications Act of 1934, as Amended by) The Telecommunications Act of 1996))	Case No. 2006-00252

Petition of Peoples Rural Telephone)	
Cooperative, Inc. for)	
Arbitration of Certain Terms and)	
Conditions of Proposed Interconnection)	
Agreement with Cellco Partnership d/b/a Verizon)	
Wireless, GTE Wireless of the Midwest)	Case No. 2006-00298
Incorporated d/v/a Verizon Wireless, and)	
Kentucky RSA No. 1 Partnership d/b/a Verizon)	
Wireless)	
Pursuant to the Communications Act of)	
1934, as Amended by the Telecommunications)	
Act of 1996)	
)	
Petition of South Central Rural Telephone)	
Cooperative Corporation, Inc. for Arbitration)	
Of Certain Terms and Conditions of Proposed)	
Interconnection Agreement with Cellco)	
Partnership d/b/a Verizon Wireless, GTE)	
Wireless of the Midwest Incorporated d/b/a)	Case No. 2006-00255
Verizon Wireless, and Kentucky RSA No. 1)	
Partnership d/b/a Verizon Wireless,)	
Pursuant to the communications Act of 1934,)	
As Amended by the Telecommunications)	
Act of 1996)	
)	
Petition of Thacker-Grigsby Telephone Company,)	
Inc., for Arbitration of Certain Terms and)	
Conditions of Proposed Interconnection Agreement)	
with Cellco Partnership d/b/a Verizon Wireless,)	
GTE Wireless of the Midwest Incorporated d/b/a)	
Verizon Wireless, and Kentucky RSA No. 1)	Case No. 2006-00300
Partnership d/b/a Verizon Wireless)	
Pursuant to the Communications Act of 1934,)	
as Amended by the Telecommunications)	
Act of 1996)	
)	
Petition of West Kentucky Rural Telephone)	
Cooperative Corporation, Inc. for)	
Arbitration of Certain Terms and)	
Conditions of Proposed Interconnection)	
Agreement with American Cellular Corporation)	Case No. 2006-00220
f/k/a ACC Kentucky License LLC,)	
Pursuant to the Communications Act of 1934)	
as Amended by the Telecommunications)	
Act of 1996)	

RESPONSE TO CMRS PROVIDERS' MOTION TO COMPEL

Ballard Rural Telephone Cooperative Corporation, Inc. ("Ballard"), Brandenburg Telephone Company, ("Brandenburg"), Duo County Telephone Cooperative Corporation, Inc. ("Duo County"), Foothills Rural Telephone Cooperative Corporation, Inc. ("Foothills"), Gearheart Communications Inc. ("Gearheart"), Logan Telephone Cooperative, Inc. ("Logan"), Mountain Rural Telephone Cooperative Corporation, Inc. ("Mountain"), North Central Telephone Cooperative Corporation ("North Central"), Peoples Rural Telephone Cooperative, Inc. ("Peoples"), South Central Rural Telephone Cooperative Corporation, Inc. ("South Central"), Thacker-Grigsby Telephone Company, Inc. ("Thacker-Grigsby"), and West Kentucky Rural Telephone Cooperative Corporation, Inc. ("West Kentucky") (collectively, the "Petitioners"), for their response to the CMRS Providers' motion to compel, state as follows.

FACTUAL BACKGROUND

This motion to compel arises from the RLECs' initial responses to the CMRS Providers' first set of discovery requests, filed in the above-styled arbitration matters. Subsequent to receiving the RLECs' responses, counsel for the CMRS Providers *first* threatened to file a motion to compel, then suggested a conference call to discuss the issues in lieu of filing a motion. Counsel for the RLECs, hoping to reach a resolution without involving the Commission, agreed to a conference call at the convenience of the CMRS Providers.

Counsel for the RLECs also requested a list of the specific issues identified by the CMRS Providers in order to enable the RLECs time to evaluate the issues and locate additional relevant and responsive information before the conference call, so that the conference call between the parties might actually resolve some of the discovery disputes. However, counsel for the CMRS Providers refused to identify the specific issues to be addressed at the conference call between the parties,

essentially acknowledging that the conference call would be a one-sided endeavor not likely to result in any meaningful resolution of the issues.

During the conference call on September 18, 2006, counsel for the CMRS Providers identified eleven discovery requests to which the RLECs had, by their estimation, partially responded. Counsel for the CMRS Providers then set an arbitrary and unilateral deadline for September 20, 2006, two days after the conference call, to resolve these various issues. A forty-eight hour deadline is anything but reasonable under ordinary circumstances, given the nature of the information sought, but the circumstances here were far from ordinary. Counsel for the CMRS Providers set this "deadline" knowing that many of the people who would be able to provide the responsive information on behalf of the RLECs, to the extent it was relevant and existed, were attending the NECA national conference and would be unavailable.

Nevertheless, the RLECs worked diligently to provide supplemental information to the CMRS Providers, where the requested information was relevant and existed. The RLECs' initially transmitted the supplemental responses by electronic mail, and filed the supplemental responses simultaneously herewith. Despite the RLECs' efforts to resolve the discovery disputes and their willingness to continue working with the CMRS Providers to resolve remaining issues without involving the Commission, the CMRS Providers apparently were not satisfied, hence their consolidated motion to compel.

SUMMARY OF THE ARGUMENT

The CMRS Providers contend that the RLECs failed to fully respond to the remaining disputed requests primarily because the RLECs did not complete the electronic forms propounded by the CMRS Providers as "Exhibit 2" to their discovery requests or provide the requested data in the precise form in which was requested. Nevertheless, the RLECs fully responded by providing the

relevant and responsive information in the form in which the RLECs maintain this data. The RLECs are not required to compile new forms of data or create new documents at the behest of the CMRS Providers. To require the RLECs to generate new forms of data would result in extreme hardship to the RLECs, especially in light of the strict timeframe in which the parties are working.

In addition, the CMRS Providers have failed to show why the information sought, in the precise form they request it, is relevant and necessary here, or why the information provided by the RLECs is deficient. Furthermore, the CMRS Providers contend that some of the requested information is "relevant" because the type of information requested is routinely provided in these proceedings. What is relevant in other proceedings in other states has no bearing on the individual issues presented here. The CMRS Providers have set forth no countervailing justification for the hardship that will fall upon the RLECs if they are required to generate new forms of data, especially when the data that has been produced serves the same purpose. Accordingly, the CMRS Providers' consolidated motion to compel should be denied.

ARGUMENT

The scope of discovery is generally governed by Kentucky Rule of Civil Procedure 26.02, which states in relevant part:

(1) In general. Parties may obtain discovery regarding any matter, not privileged, which is relevant to the subject matter involved in the pending action, whether it relates to the claim or defense of the party seeking discovery or to the claim or defense of any other party . . . *if the information sought appears reasonably calculated to lead to the discovery of admissible evidence.*

CR 26.02(1)(emphasis added). While the scope of discovery is more broadly defined under this rule than for relevancy of evidence at trial, nevertheless the discovery sought must, at a minimum, have "substantial relevancy to a sensible investigation." *Carpenter v. Wells*, 358 S.W.2d 524, 526 (Ky.

Ct. App. 1962)(quoting *Foremost Promotions v. Pabst Brewing Co.*, 15 F.R.D. 128, 130 (N.D. IL. 1953)).

With respect to requests for documents and other tangible things, CR 34.02 permits a party to serve requests upon another party to produce or make available documents or other "tangible things which constitute or contain matters within the scope of Rule 26.02 and which are in the possession, custody or control of the party upon whom the request is served . . ." *Id.* (emphasis added). Under CR 34.02, the responding party is under a duty to,

search for and ascertain whether the requested documents exist and, if they do, where they are located. This duty is tempered by: (1) the fact that the documents requested must be relevant to the subject matter involved in the pending action; (2) the documents requested must be described with "reasonable particularity" before the duty is triggered; and (3) a party can seek a protective order when it believes the request creates annoyance, embarrassment, oppression, undue burden or undue expense.

Wal-Mart Stores v. Dickinson, 29 S.W.3d 796, 804 (Ky. 2000). There is no authority for the proposition that a responding party must generate new forms of data or new documents, different from the data that it keeps in the regular course of business, solely for purposes of responding to a discovery request. Indeed, the responding party is only required to produce existing information and documents within its possession, custody and control that have been identified with sufficient particularity to permit that party to effectively respond. *See* CR 34.01, 34.02 and 26.02. *See also Sithon Maritime Co. v. Holiday Mansion*, 1998 U.S. Dist. LEXIS 5432(D. Kan. 1998)(electronic publication only). Furthermore, as a practical matter, a "court cannot compel a defendant to produce documents that it does not have." *Sithon Maritime Co.*, 1998 U.S. Dist. LEXIS at * 27.

While the use of the discovery process is liberally construed, it is not without limits. As the Kentucky Supreme Court has articulated, "[d]iscovery was never intended to be used as a tactical tool to harass an adversary . . . nor was it intended to make the discovery process so expensive that it

could effectively deny access to information and witnesses or force parties to resolve their disputes unjustly.'" *Primm v. Isaac*, 127 S.W.3d 630, 635(Ky. 2004)(quoting *Sylken v. Elkins*, 644 So.2d 538, 546 (Fla. Dist. Ct. App. 1994)).

In light of these general principles governing the scope and manner of discovery, the requests which remain in dispute will be addressed individually. Set forth below are the requests, the initial responses and the supplemental responses, which have been filed with the Commission in these matters and are intended to replace the excerpts from electronic mail correspondence between the parties, cited in the CMRS Providers' consolidated motion to compel.

I. Requests 1.8, 1.13 and 1.15.

1.8 Identify all of your tandem or end office switches connected to a BellSouth tandem, and the type of trunks (e.g., one-way, two-way, Feature Group C) between the two switches.

ANSWER: The Company objects that this interrogatory is overbroad and unduly burdensome. Without waiving its objection, the Company refers the CMRS Providers to the charts attached hereto as Exhibit 1.

SUPPLEMENTAL ANSWER: Without waiving any objections, the RLECs state that they typically exchange BellSouth toll traffic by means of 2-way FGC toll trunks connecting RLEC and BellSouth tandems. The exchange of other IXC traffic is typically accomplished by means of 2-way FGD trunks connecting RLEC and BellSouth tandems. EAS traffic is typically different in that connectivity is typically made by means of a 2-way EAS trunk between an RLEC tandem and a BellSouth end-office.

1.13 Please identify where (i.e., physical interconnection location(s)) and describe how (i.e., type of trunk group, and nature of traffic currently exchanged over each trunk group) Respondent's network is currently interconnected with the BellSouth network.

ANSWER: The Company objects that this interrogatory is overbroad, unduly burdensome, not relevant to the subject matter of the pending action, and not reasonably calculated to lead to the discovery of admissible evidence. Without waiving its objections, the Company refers the CMRS Providers to the charts attached hereto as Exhibit 1. In addition, see information readily available in the Local Exchange Routing Guide ("LERG") and the Commission's website.

SUPPLEMENTAL ANSWER: Without waiving any objections, the RLECs state that they typically exchange BellSouth toll traffic by means of 2-way FGC toll trunks connecting RLEC and BellSouth tandems. The exchange of other IXC traffic is typically accomplished by means of 2-way FGD trunks connecting RLEC and BellSouth tandems. EAS traffic is typically different in that

connectivity is typically made by means of a 2-way EAS trunk between an RLEC tandem and a BellSouth end-office.

1.15 Does BellSouth currently combine CMRS Provider traffic with other traffic types and deliver such combined traffic to you over the same trunk group(s)? If so, please identify each trunk group over which combined traffic is delivered to you by BellSouth, and each type of traffic that you contend BellSouth has combined for delivery over that trunk group.

ANSWER: The Company objects that this interrogatory is overbroad, unduly burdensome, not relevant to the subject matter of the pending action, and not reasonably calculated to lead to the discovery of admissible evidence. The Company further objects that the phrase "trunk group" is vague and ambiguous. The Company further objects that it cannot answer a question directed at the practices of a non-party to this proceeding because it has no direct knowledge of that non-party's practices. Without waiving its objections, the Company refers the CMRS Providers to the charts attached hereto as Exhibit 1.

SUPPLEMENTAL ANSWER: Without waiving any objections, to the best of the RLECs knowledge, BellSouth currently combines its own intraLATA toll traffic with that of the CMRS carriers and delivers that traffic to the RLECs over BellSouth access toll trunks.

The CMRS Providers argue that the RLECs have failed to fully respond to these requests, which generally seek information about interconnection between the RLECs and BellSouth, because the responses do not provide specific enough information about the RLECs' networks. As the responses and supplemental responses illustrate, the RLECs have fully responded to these requests in accordance with their duty under the Kentucky Rules of Civil Procedure by producing all of the responsive information in their possession, custody and control, in the form in which such information is routinely maintained.

The RLECs have no legal duty to generate new forms of data solely for the purpose of responding to the CMRS Providers' discovery requests. The RLECs do not generate and maintain a trunk-by-trunk inventory and, therefore, this information is not readily available to the RLECs. Moreover, the RLECs cannot easily ascertain the precise information sought, to the extent the information can be ascertained at all, especially in the strict timeframe in which the parties are operating.

The CMRS Providers also argue that that the information is relevant to the issue of whether "the current indirect interconnection arrangements are technically feasible and do not create any undue burden or hardship upon the RLECs." (CMRS Providers' Consolidated Motion to Compel at p. 7.) The information already provided by the RLECs is responsive to this issue. The CMRS Providers have failed to show why it is necessary for the RLECs to generate a trunk-by-trunk inventory in order to evaluate the technical feasibility of the existing indirect interconnection arrangements, or why the information which the RLECs have already provided is not sufficient with respect to this issue. Essentially, the CMRS Providers have failed to demonstrate why the specific information sought is relevant to any issue in these arbitration proceedings.

The RLECs should not be compelled to respond to requests 1.8, 1.13 and 1.15 with any additional information, because the RLECs have fully responded by providing the responsive information within their possession, custody and control, and the CMRS Providers have failed to show any countervailing justification for requiring the RLECs to generate new forms of data.

II. Request 1.11.

1.11 Complete the form attached as Exhibit 2, providing the requested local calling and EAS calling information for each exchange you serve. Provide your response in electronic form.

ANSWER: The Company objects that this interrogatory is overbroad, unduly burdensome, not relevant to the subject matter of the pending action, and not reasonably calculated to lead to the discovery of admissible evidence. Without waiving its objections, see answer to information request 1.9.

SUPPLEMENTAL ANSWER: Without waiving any objections, the RLECs state that they do not maintain the data requested in this interrogatory on a NPA-NXX by NPA-NXX basis. Therefore, the RLECs are not in possession of responsive data in the form requested. The RLECs provided the responsive data regarding the exchanges for which local or EAS calling is available in the form in which this information is maintained on Exhibit 1 to the initial responses.

Again, the CMRS Providers argue that the RLECs' response to this interrogatory is deficient because the RLECs failed to complete "Exhibit 2," which the CMRS Providers attached to their discovery requests. As stated above, the RLECs do not maintain the data sought in Exhibit 2 in the

form that the CMRS Providers have requested. The RLECs fully responded in accordance with their duty under the Kentucky Rules of Civil Procedure by providing all of the responsive information in their possession, custody and control in the form in which such data is maintained. The RLECs are under no legal duty to complete Exhibit 2, or to generate new forms of data solely for the purposes of responding to the CMRS Providers' discovery requests. To require the RLECs to produce data on a NPA-NXX by NPA-NXX basis would be unduly burdensome, to the extent this information could be ascertained at all, especially in light of the strict timeframes in these proceedings.

The CMRS Providers state as grounds for their motion that "[t]his is basic information that is requested and provided as a matter of course in RLEC arbitrations." (CMRS Providers consolidated motion at p. 10.) Frankly, what happens in other RLEC arbitrations is immaterial to these proceedings. The CMRS Providers must show that they are entitled to the information sought because it "is relevant to the subject matter involved in the pending action" CR 26.02(1)(emphasis added). The CMRS Providers have failed to state any reason why this information is relevant and necessary to these proceedings. Therefore, in light of the undue hardship caused by requiring the RLECs to generate this data and the total lack of countervailing justification, the CMRS Providers' motion to compel pertaining to request 1.11 should be denied.

III. Requests 1.44 and 1.48.

1.44 If a CMRS Provider has not established direct interconnection trunks with you, will you allow your customers to make a local call to a CMRS Provider number assigned in the originating exchange or EAS area?

ANSWER: The Company objects that the phrase "direct interconnection trunks" is vague and ambiguous. The Company further objects that this interrogatory seeks the mental impressions of counsel and other information and advice that is subject to the attorney-client and attorney work product privileges. The Company further objects to any implication that it is required or able to exchange traffic with a third-party intermediary. Without waiving its objections, the Company states that the interrogatory does not provide enough information for the Company to answer.

SUPPLEMENTAL ANSWER: Without waiving any objections, the RLECs state that they do not route CMRS calls as local based on the telephone numbers of the CMRS end-user. Instead, the RLECs route calls in accordance with applicable law and regulations.

1.48 If a CMRS Provider does not establish direct interconnection trunks with you, do you intend to block inbound or outbound CMRS Provider traffic?

ANSWER: The Company objects that the phrase "direct interconnection trunks" and the word "block" are vague and ambiguous. The Company further objects that this interrogatory seeks the mental impressions of counsel and other information and advice that is subject to the attorney-client and attorney work product privileges. The Company further objects to any implication that it is required or able to exchange traffic with a third-party intermediary. Without waiving its objections, the Company states that the interrogatory does not provide enough information for the Company to answer.

SUPPLEMENTAL ANSWER: Without waiving any of the objections, the RLECs respond in the negative.

The CMRS Providers state in their motion that the RLECs failed to respond to its request for supplemental information with respect to requests 1.44 and 1.48. In light of the RLECs' supplemental responses, the CMRS Providers' motion to compel with respect to requests 1.44 and 1.48 is now moot.

CONCLUSION

The RLECs should not be compelled to respond to requests 1.8, 1.13, 1.15, 1.11, 1.44 and 1.48 with any additional information, because the RLECs have fully responded by providing all existing responsive information within their possession, custody and control. Furthermore, the CMRS Providers have failed to show any countervailing justification for requiring the RLECs to generate new forms of data. Accordingly, the CMRS Providers' consolidated motion to compel should be denied.

Respectfully submitted,



John E. Seibert
Holly C. Wallace
Edward T. Depp
DINSMORE & SHOHL LLP
1400 PNC Plaza
500 West Jefferson Street
Louisville, Kentucky 40202
(502) 540-2300 (telephone)
(502) 585-2207 (fax)

COUNSEL TO PETITIONERS

CERTIFICATE OF SERVICE

I hereby certify that a copy of the foregoing was served by first-class United States mail and electronic mail on this 2nd day of October, 2006, to the following individual(s):

Jeff Yost, Esq.
Mary Beth Naumann, Esq.
Jackson Kelly PLLC
175 East Main Street
Lexington, KY 40507
jyost@jacksonkelly.com
mnaumann@jacksonkelly.com

Counsel to Cingular

Phillip R. Schenkenberg, Esq.
Briggs and Morgan, P.A.
2200 IDS Center
Minneapolis, MN 55402
pschenkenberg@briggs.com

Counsel to T-Mobile and Counsel to Verizon

Mark R. Overstreet, Esq.
Stites & Harbison PLLC
421 West Main Street
P.O. Box 634
Frankfort, Kentucky 40602-0634
moverstreet@stites.com

Counsel to AllTel

John N. Hughes, Esq.
Attorney at Law
124 West Todd Street
Frankfort, Kentucky 40601
jnhughes@fewpb.net


Counsel to Sprint PCS

Holland N. McTyeire, Esq.
Greenebaum Doll & McDonald PLLC
3500 National City Tower
Louisville, Kentucky 40202
HNM@gdm.com

Counsel to ACC

Tom Sams
NTCH-West, Inc.
1600 Ute Avenue, Suite 10
Grand Junction, Colorado 81501

Bhogan M. Modi
ComScape Telecommunications, Inc.
1926 10th Avenue North
Suite 305
West Palm Beach, FL 33461



COUNSEL TO PETITIONERS

COMMONWEALTH OF KENTUCKY
BEFORE THE PUBLIC SERVICE COMMISSION

RECEIVED

OCT 3 2006

PUBLIC SERVICE
COMMISSION

In the Matters of:

Petition of Ballard Rural Telephone Cooperative)
Corporation, Inc. for Arbitration of Certain Terms)
and Conditions of Proposed Interconnection)
Agreement with American Cellular Corporation)
f/k/a ACC Kentucky License LLC,)
Pursuant to the Communications Act of 1934,)
as Amended by the Telecommunications)
Act of 1996)

Case No. 2006-00215

Petition of Brandenburg Telephone Company)
For Arbitration of Certain Terms and)
Conditions of Proposed Interconnection)
Agreement with Cellco Partnership d/b/a)
Verizon Wireless, GTE Wireless of the)
Midwest Incorporated d/b/a Verizon Wireless, and)
Kentucky RSA No. 1 Partnership d/b/a)
Verizon Wireless, Pursuant)
To the Communications Act of 1934,)
As Amended by the Telecommunications)
Act of 1996)

Case No. 2006-00288

Petition of Duo County Telephone Cooperative)
Corporation, Inc. for Arbitration of Certain)
Terms and Conditions of Proposed Interconnection)
Agreement with Cellco Partnership d/b/a)
Verizon Wireless, GTE Wireless of the Midwest)
Incorporated d/b/a, and Kentucky RSA No. 1)
Partnership d/b/a Verizon Wireless, Pursuant to)
the Communications Act of 1934, as amended)
by the Telecommunications Act of 1996)

Case No. 2006-00217

Petition of Foothills Rural Telephone Cooperative)
Corporation, Inc., for Arbitration of Certain Terms)
and Conditions of Proposed Interconnection)
Agreement with Cellco Partnership d/b/a Verizon)
Wireless, GTE Wireless of the Midwest)
Incorporated d/b/a Verizon Wireless, and Kentucky)
RSA No. 1 Partnership d/b/a Verizon Wireless,)
Pursuant to the Communications Act of 1934,)
as Amended by the Telecommunications)
Act of 1996)

Case No. 2006-00292

Petition of Gearheart Communications Inc. d/b/a)
Coalfields Telephone Company, for Arbitration of)
Certain Terms and Conditions of Proposed)
Interconnection Agreement with Cellco Partnership)
d/b/a Verizon Wireless, GTE Wireless of the)
Midwest Incorporated d/b/a Verizon Wireless, and)
Kentucky RSA No. 1 Partnership d/v/a Verizon)
Wireless, Pursuant to the Communications Act of)
1934, as Amended by the Telecommunications)
Act of 1996)

Case No. 2006-00294

Petition of Logan Telephone Cooperative, Inc.)
For Arbitration of Certain Terms and)
Conditions of Proposed Interconnection)
Agreement with American Cellular Corporation)
f/k/a ACC Kentucky License LLC, Pursuant to)
the Communications Act of 1934, as Amended)
by the Telecommunications Act of 1996)

Case No. 2006-00218

Petition of Mountain Rural Telephone Cooperative)
Corporation, Inc., for Arbitration of Certain Terms)
and Conditions of Proposed Interconnection)
Agreement with Cellco Partnership d/b/a Verizon)
Wireless, GTE Wireless of the Midwest)
Incorporated d/b/a Verizon Wireless, and Kentucky)
RSA No. 1 Partnership d/b/a Verizon Wireless,)
Pursuant to the Communications Act of 1934,)
as Amended by the Telecommunications)
Act of 1996)

Case No.2006-00296

Petition of North Central Telephone Cooperative)
Corporation, for Arbitration of Certain Terms and)
Conditions of Proposed Interconnection Agreement)
with American Cellular Corporation f/k/a ACC)
Kentucky License LLC, Pursuant to the)
Communications Act of 1934, as Amended by)
The Telecommunications Act of 1996)

Case No. 2006-00252

Petition of Peoples Rural Telephone)	
Cooperative, Inc. for)	
Arbitration of Certain Terms and)	
Conditions of Proposed Interconnection)	
Agreement with Cellco Partnership d/b/a Verizon)	
Wireless, GTE Wireless of the Midwest)	Case No. 2006-00298
Incorporated d/v/a Verizon Wireless, and)	
Kentucky RSA No. 1 Partnership d/b/a Verizon)	
Wireless)	
Pursuant to the Communications Act of)	
1934, as Amended by the Telecommunications)	
Act of 1996)	
)	
Petition of South Central Rural Telephone)	
Cooperative Corporation, Inc. for Arbitration)	
Of Certain Terms and Conditions of Proposed)	
Interconnection Agreement with Cellco)	
Partnership d/b/a Verizon Wireless, GTE)	
Wireless of the Midwest Incorporated d/b/a)	Case No. 2006-00255
Verizon Wireless, and Kentucky RSA No. 1)	
Partnership d/b/a Verizon Wireless,)	
Pursuant to the communications Act of 1934,)	
As Amended by the Telecommunications)	
Act of 1996)	
)	
Petition of Thacker-Grigsby Telephone Company,)	
Inc., for Arbitration of Certain Terms and)	
Conditions of Proposed Interconnection Agreement)	
with Cellco Partnership d/b/a Verizon Wireless,)	
GTE Wireless of the Midwest Incorporated d/b/a)	
Verizon Wireless, and Kentucky RSA No. 1)	Case No. 2006-00300
Partnership d/b/a Verizon Wireless)	
Pursuant to the Communications Act of 1934,)	
as Amended by the Telecommunications)	
Act of 1996)	
)	
Petition of West Kentucky Rural Telephone)	
Cooperative Corporation, Inc. for)	
Arbitration of Certain Terms and)	
Conditions of Proposed Interconnection)	
Agreement with American Cellular Corporation)	Case No. 2006-00220
f/k/a ACC Kentucky License LLC,)	
Pursuant to the Communications Act of 1934)	
as Amended by the Telecommunications)	
Act of 1996)	

**SUPPLEMENTAL RESPONSES TO CMRS PROVIDERS'
FIRST SET OF INFORMATION REQUESTS**

Ballard Rural Telephone Cooperative Corporation, Inc. ("Ballard"), Brandenburg Telephone Company, ("Brandenburg"), Duo County Telephone Cooperative Corporation, Inc. ("Duo County"), Foothills Rural Telephone Cooperative Corporation, Inc. ("Foothills"), Gearheart Communications Inc. ("Gearheart"), Logan Telephone Cooperative, Inc. ("Logan"), Mountain Rural Telephone Cooperative Corporation, Inc. ("Mountain"), North Central Telephone Cooperative Corporation ("North Central"), Peoples Rural Telephone Cooperative, Inc. ("Peoples"), South Central Rural Telephone Cooperative Corporation, Inc. ("South Central"), Thacker-Grigsby Telephone Company, Inc. ("Thacker-Grigsby"), and West Kentucky Rural Telephone Cooperative Corporation, Inc. ("West Kentucky") (collectively, the "Petitioners"), hereby submit their supplemental responses to the CMRS Providers' First Set of Information Requests, and state as follows.

Interrogatories and Requests for Production

1.8 Identify all of your tandem or end office switches connected to a BellSouth tandem, and the type of trunks (e.g., one-way, two-way, Feature Group C) between the two switches.

ANSWER: The Company objects that this interrogatory is overbroad and unduly burdensome. Without waiving its objection, the Company refers the CMRS Providers to the charts attached hereto as Exhibit 1.

SUPPLEMENTAL ANSWER: Without waiving any objections, the RLECs state that they typically exchange BellSouth toll traffic by means of 2-way FGC toll trunks connecting RLEC and BellSouth tandems. The exchange of other IXC traffic is typically accomplished by means of 2-way FGD trunks connecting RLEC and BellSouth tandems. EAS traffic is typically different in that connectivity is typically made by means of a 2-way EAS trunk between an RLEC tandem and a BellSouth end-office.

1.10 Provide a network diagram for your network showing your switches, transmission nodes, interoffice routes, intercompany transmission facilities, feeder facilities and call record data collection points. Include capacity and in-service plant associated with each switch, node, route, and/or facility.

ANSWER: The Company objects that this interrogatory is overbroad, unduly burdensome, not relevant to the subject matter of the pending action, and not reasonably calculated to lead to the

discovery of admissible evidence. Without waiving its objections, the Company refers the CMRS Providers to the charts attached hereto as Exhibit 1. In addition, see information readily available in the Local Exchange Routing Guide ("LERG") and the Commission's website.

SUPPLEMENTAL ANSWER: Without waiving any objections, the RLECs state that they do not produce as a matter of course, and are not in possession of, diagrams containing the information requested in this interrogatory.

1.11 Complete the form attached as Exhibit 2, providing the requested local calling and EAS calling information for each exchange you serve. Provide your response in electronic form.

ANSWER: The Company objects that this interrogatory is overbroad, unduly burdensome, not relevant to the subject matter of the pending action, and not reasonably calculated to lead to the discovery of admissible evidence. Without waiving its objections, see answer to information request 1.9.

SUPPLEMENTAL ANSWER: Without waiving any objections, the RLECs state that they do not maintain the data requested in this interrogatory on a NPA-NXX by NPA-NXX basis. Therefore, the RLECs are not in possession of responsive data in the form requested. The RLECs provided the responsive data regarding the exchanges for which local or EAS calling is available in the form in which this information is maintained on Exhibit 1 to the initial responses.

1.13 Please identify where (i.e., physical interconnection location(s)) and describe how (i.e., type of trunk group, and nature of traffic currently exchanged over each trunk group) Respondent's network is currently interconnected with the BellSouth network.

ANSWER: The Company objects that this interrogatory is overbroad, unduly burdensome, not relevant to the subject matter of the pending action, and not reasonably calculated to lead to the discovery of admissible evidence. Without waiving its objections, the Company refers the CMRS Providers to the charts attached hereto as Exhibit 1. In addition, see information readily available in the Local Exchange Routing Guide ("LERG") and the Commission's website.

SUPPLEMENTAL ANSWER: Without waiving any objections, the RLECs state that they typically exchange BellSouth toll traffic by means of 2-way FGC toll trunks connecting RLEC and BellSouth tandems. The exchange of other IXC traffic is typically accomplished by means of 2-way FGD trunks connecting RLEC and BellSouth tandems. EAS traffic is typically different in that connectivity is typically made by means of a 2-way EAS trunk between an RLEC tandem and a BellSouth end-office.

1.15 Does BellSouth currently combine CMRS Provider traffic with other traffic types and deliver such combined traffic to you over the same trunk group(s)? If so, please identify each trunk group over which combined traffic is delivered to you by BellSouth, and each type of traffic that you contend BellSouth has combined for delivery over that trunk group.

ANSWER: The Company objects that this interrogatory is overbroad, unduly burdensome, not relevant to the subject matter of the pending action, and not reasonably calculated to lead to the discovery of admissible evidence. The Company further objects that the phrase "trunk group" is

vague and ambiguous. The Company further objects that it cannot answer a question directed at the practices of a non-party to this proceeding because it has no direct knowledge of that non-party's practices. Without waiving its objections, the Company refers the CMRS Providers to the charts attached hereto as Exhibit 1.

SUPPLEMENTAL ANSWER: Without waiving any objections, to the best of the RLECs knowledge, BellSouth currently combines its own intraLATA toll traffic with that of the CMRS carriers and delivers that traffic to the RLECs over BellSouth access toll trunks.

1.22 For each type of traffic that BellSouth delivers to you, please state what call detail information BellSouth provides to you, if any, that identifies such traffic by traffic type, message quantity, call duration, or originating party.

ANSWER: The Company objects that this interrogatory is overly broad, unduly burdensome, not relevant to the subject matter of the pending action, and not reasonably calculated to lead to the discovery of admissible evidence. The Company further objects to any implication that it has an obligation (after the expiration of the parties' settlement agreement) to accept transit traffic from a third-party. Without waiving its objections, the Company states that BellSouth's obligations with respect to delivery of CMRS traffic data should be consistent with the terms of the existing CMRS settlement agreement attached to the Companies petition in this matter.

SUPPLEMENTAL ANSWER: Without waiving any objections, the RLECs state that BellSouth typically provides them with EMR ("110101") records for CMRS traffic. The RLECs object to producing copies of these records due to the presence of CPNI in the records, the otherwise highly confidential nature of those records, and the fact that the CMRS carriers are familiar with the type of information contained in the records. Therefore, producing the actual EMR records is unnecessary and further risks disclosure of highly confidential information.

1.23 Have you ever received from BellSouth or another third party a report (regardless of format) listing minutes of use of traffic that you have terminated from a Telecommunications Carrier with whom you have not established direct interconnection trunks? If so, please provide a copy of such report for the most recent one-month period.

ANSWER: The Company objects that this interrogatory is unduly burdensome, and not reasonably calculated to lead to the discovery of admissible evidence. The Company further objects to any implication that it has an obligation (after the expiration of the parties' settlement agreement) to accept transit traffic from a third-party. The Company further objects that the phrase "direct interconnection trunks" is vague and ambiguous. Without waiving its objections, the Company refers the CMRS Providers to the response to Interrogatory No. 1.22.

SUPPLEMENTAL ANSWER: Without waiving any objections, the RLECs state that BellSouth typically provides them with EMR ("110101") records for CMRS traffic. The RLECs object to producing copies of these records due to the presence of CPNI in the records, the otherwise highly confidential nature of those records, and the fact that the CMRS carriers are familiar with the type of information contained in the records. Therefore, producing the actual EMR records is unnecessary and further risks disclosure of highly confidential information.

1.24 If the answer to Interrogatory 1.23 is "no," has BellSouth or another third party ever offered to provide such a report to you? If so, identify the terms of the offer made to you.

ANSWER: The Company objects that this interrogatory is overly broad, unduly burdensome, not relevant to the subject matter of the pending action, and not reasonably calculated to lead to the discovery of admissible evidence. The Company further objects to any implication that it has an obligation (after the expiration of the parties' settlement agreement) to accept transit traffic from a third-party. Without waiving its objections, the Company refers the CMRS Providers to the response to Interrogatory 1.22.

SUPPLEMENTAL ANSWER: Without waiving any objections, the RLECs state that BellSouth typically provides them with EMR ("110101") records for CMRS traffic. The RLECs object to producing copies of these records due to the presence of CPNI in the records, the otherwise highly confidential nature of those records, and the fact that the CMRS carriers are familiar with the type of information contained in the records. Therefore, producing the actual EMR records is unnecessary and further risks disclosure of highly confidential information.

1.29 Provide your most recent interstate and intrastate access cost studies.

ANSWER: The Company objects that this interrogatory is overbroad, unduly burdensome, and not reasonably calculated to lead to the discovery of admissible evidence. The Company further objects to any implication that it has ever been obligated under applicable federal law to perform cost studies in relation with the proposed interconnection. In addition, the Company objects on the grounds that it seeks confidential, proprietary information. Without waiving its objections, the Company states that it has never performed TELRIC studies.

SUPPLEMENTAL ANSWER: Without waiving any objections, the RLECs refer to the cost studies for the seven RLECs that are cost-regulated companies, which are attached hereto. The remaining RLECs are average schedule regulated companies and, therefore, are not in possession of responsive documents.

1.30 If your rates are not reflected in NECA Tariff F.C.C. No. 5, please identify your interstate switched access rates for local switching, tandem switched facility, tandem switched termination, and tandem switching.

ANSWER: Not Applicable.

SUPPLEMENTAL RESPONSE: South Central Rural Telephone Cooperative refers the CMRS Providers to the tariff documentation showing its access rates, which is attached hereto.

1.44 If a CMRS Provider has not established direct interconnection trunks with you, will you allow your customers to make a local call to a CMRS Provider number assigned in the originating exchange or EAS area?

ANSWER: The Company objects that the phrase "direct interconnection trunks" is vague and ambiguous. The Company further objects that this interrogatory seeks the mental impressions of counsel and other information and advice that is subject to the attorney-client and attorney work

product privileges. The Company further objects to any implication that it is required or able to exchange traffic with a third-party intermediary. Without waiving its objections, the Company states that the interrogatory does not provide enough information for the Company to answer.


SUPPLEMENTAL ANSWER: Without waiving any objections, the RLECs state that they do not route CMRS calls as local based on the telephone numbers of the CMRS end-user. Instead, the RLECs route calls in accordance with applicable law and regulations.

1.48 If a CMRS Provider does not establish direct interconnection trunks with you, do you intend to block inbound or outbound CMRS Provider traffic?

ANSWER: The Company objects that the phrase "direct interconnection trunks" and the word "block" are vague and ambiguous. The Company further objects that this interrogatory seeks the mental impressions of counsel and other information and advice that is subject to the attorney-client and attorney work product privileges. The Company further objects to any implication that it is required or able to exchange traffic with a third-party intermediary. Without waiving its objections, the Company states that the interrogatory does not provide enough information for the Company to answer.

SUPPLEMENTAL ANSWER: Without waiving any of the objections, the RLECs respond in the negative.

Respectfully submitted,



John E. Seibert
Holly C. Wallace
Edward T. Depp
DINSMORE & SHOHL LLP
1400 PNC Plaza
500 West Jefferson Street
Louisville, Kentucky 40202
(502) 540-2300 (telephone)
(502) 585-2207 (fax)

COUNSEL TO PETITIONERS

CERTIFICATE OF SERVICE

I hereby certify that a copy of the foregoing was served by first-class United States mail and electronic mail on this 2nd day of October, 2006, to the following individual(s):

Jeff Yost, Esq.
Mary Beth Naumann, Esq.
Jackson Kelly PLLC
175 East Main Street
Lexington, KY 40507
jyost@jacksonkelly.com
mnaumann@jacksonkelly.com

Counsel to Cingular

Phillip R. Schenkenberg, Esq.
Briggs and Morgan, P.A.
2200 IDS Center
Minneapolis, MN 55402
pschenkenberg@briggs.com

Counsel to T-Mobile and Counsel to Verizon

Mark R. Overstreet, Esq.
Stites & Harbison PLLC
421 West Main Street
P.O. Box 634
Frankfort, Kentucky 40602-0634
moverstreet@stites.com

Counsel to AllTel

John N. Hughes, Esq.
Attorney at Law
124 West Todd Street
Frankfort, Kentucky 40601
jnhughes@fewpb.net


Counsel to Sprint PCS

Holland N. McTyeire, Esq.
Greenebaum Doll & McDonald PLLC
3500 National City Tower
Louisville, Kentucky 40202
HNM@gdm.com

Counsel to ACC

Tom Sams
NTCH-West, Inc.
1600 Ute Avenue, Suite 10
Grand Junction, Colorado 81501

Bhogan M. Modi
ComScape Telecommunications, Inc.
1926 10th Avenue North
Suite 305
West Palm Beach, FL 33461



COUNSEL TO PETITIONERS

South Central Rural Telephone Cooperative

ACCESS SERVICE

Title Page

Access Service

Regulations, Rates and Charges
applying to the provision of Access Service
for connection to interstate communications facilities
for Interstate Customers within the
operating territory of South Central
Rural Telephone Cooperative.

Access Services are provided by means of wire, fiber optics, radio or any other suitable technology or a combination thereof.

TARIFF F.C.C. NO. 1

2nd Revision Page 1

Cancels 1st Revision Page 1

South Central Rural Telephone Cooperative

ACCESS SERVICE

Check Sheet

Title Pages and pages 1 to 257 inclusive of this tariff are effective as of the date shown. Original and revised pages are as named below contain all changes from the original tariff that are in effect on the date hereof.

<u>Page</u>	<u>Revision</u>	<u>Page</u>	<u>Revision</u>	<u>Page</u>	<u>Revision</u>
Title	Original	28	Original	56	Original
1	2nd Revision	29	Original	57	Original
2	Original	30	Original	58	Original
3	2nd Revision	31	Original	59	Original
4	2nd Revision	32	Original	60	Original
5	Original	33	Original	61	Original
6	Original	34	Original	62	Original
7	Original	35	Original	63	Original
8	Original	36	Original	64	Original
9	Original	37	Original	65	Original
10	Original	38	Original	66	Original
11	Original	39	Original	67	Original
12	Original	40	Original	68	Original
13	Original	41	Original	69	Original
14	Original	42	Original	70	Original
15	Original	43	Original	71	Original
16	Original	44	Original	72	Original
17	Original	45	Original	73	Original
18	Original	46	Original	74	Original
19	Original	47	Original	75	Original
20	Original	48	Original	76	Original
21	Original	49	Original	77	Original
22	Original	50	Original	78	Original
23	Original	51	Original	79	Original
24	Original	52	Original	80	Original
25	Original	53	Original	81	Original
26	Original	54	Original	82	Original
27	Original	55	Original	83	Original

Issued: June 16, 2005

South Central Rural Telephone Cooperative

Effective: July 1, 2005

Attn: Forrest Wilson
 1399 Happy Valley Road
 Glasgow, Kentucky 42142

TARIFF F.C.C. NO. 1

Original Page 2

South Central Rural Telephone Cooperative

ACCESS SERVICE

Check Sheet

<u>Page</u>	<u>Revision</u>	<u>Page</u>	<u>Revision</u>	<u>Page</u>	<u>Revision</u>
84	Original	112	Original	140	Original
85	Original	113	Original	141	Original
86	Original	114	Original	142	Original
87	Original	115	Original	143	Original
88	Original	116	Original	144	Original
89	Original	117	Original	145	Original
90	Original	118	Original	146	Original
91	Original	119	Original	147	Original
92	Original	120	Original	148	Original
93	Original	121	Original	149	Original
94	Original	122	Original	150	Original
95	Original	123	Original	151	Original
96	Original	124	Original	152	Original
97	Original	125	Original	153	Original
98	Original	126	Original	154	Original
99	Original	127	Original	155	Original
100	Original	128	Original	156	Original
101	Original	129	Original	157	Original
102	Original	130	Original	158	Original
103	Original	131	Original	159	Original
104	Original	132	Original	160	Original
105	Original	133	Original	161	Original
106	Original	134	Original	162	Original
107	Original	135	Original	163	Original
108	Original	136	Original	164	Original
109	Original	137	Original	165	Original
110	Original	138	Original	166	Original
111	Original	139	Original	167	Original

Issued: June 16, 2005

South Central Rural Telephone Cooperative

Effective: July 1, 2005

Attn: Forrest Wilson
1399 Happy Valley Road
Glasgow, Kentucky 42142

TARIFF F.C.C. NO. 1

2nd Revision Page 3

Cancels 1st Revision Page 3

South Central Rural Telephone Cooperative

ACCESS SERVICE

Check Sheet

<u>Page</u>	<u>Revision</u>	<u>Page</u>	<u>Revision</u>	<u>Page</u>	<u>Revision</u>
168	Original	196	Original	224	Original
169	Original	197	Original	225	Original
170	Original	198	Original	226	Original
171	Original	199	Original	227	Original
172	Original	200	Original	228	Original
173	Original	201	Original	229	Original
174	Original	202	Original	230	Original
175	Original	203	Original	231	Original
176	Original	204	Original	232	Original
177	Original	205	Original	233	Original
178	Original	206	Original	234	Original
179	Original	207	Original	235	Original
180	Original	208	Original	236	Original
181	Original	209	Original	237	Original
182	Original	210	Original	238	Original
183	Original	211	Original	239	Original
184	Original	212	Original	240	Original
185	Original	213	Original	241	Original
186	Original	214	Original	242	Original
187	Original	215	Original	243	Original
188	Original	216	Original	244	Original
189	Original	217	Original	245	Original
190	Original	218	Original	246	Original
191	Original	219	Original	247	1 st Revision
192	Original	220	Original	248	1 st Revision
193	Original	221	Original	249	1 st Revision
194	Original	222	Original	250	2nd Revision
195	Original	223	Original	251	1 st Revision

TARIFF F.C.C. NO. 1

2nd Revision Page 4

Cancels 1st Revision Page 4

South Central Rural Telephone Cooperative

ACCESS SERVICE

Check Sheet

<u>Page</u>	<u>Revision</u>	<u>Page</u>	<u>Revision</u>	<u>Page</u>	<u>Revision</u>
252	2nd Revision				
253	1 st Revision				
254	Original				
255	Original				
256	Original				
257	1 st Revision				

TARIFF F.C.C. NO. 1

1st Revision Page 246

Cancels Original Page 246

South Central Rural Telephone Cooperative

ACCESS SERVICE

12. Rates and Charges (Cont'd)

12.2 Switched Access Service

	<u>Rates</u>	<u>Tariff Section Reference</u>	
(A) <u>Non Recurring Charges</u>			
(1) <u>Local Transport – Installation</u>			
Per Entrance Facility			
(a) Voice Grade Four-Wire	ICB	6.7.1(A)(1)	
(b) High Capacity DS1	ICB	6.7.1(A)(1)	
(2) <u>Local Transport-Installation</u>			
Per End Office Facility	\$376.00	6.7.1(A)	
(3) <u>Interim NXX Translation</u>			
Per Order, Per End Office	\$ 76.00	6.3.6(A)(3)(a)	
(B) <u>Local Transport*</u>			
<u>Premium Access</u>			
(1) <u>Entrance Facility</u>			
Per Termination			
(a) Voice Grade Four-Wire	\$ 9.75	6.2(A)(1)(a)	(R)
(b) High Capacity DS1	\$26.08	6.2(A)(1)(a)	(R)

* The Local Transport rate includes non-chargeable Interface Groups and Optional Features as set forth in Section 6.2(A)(3) and 6.2(A)(4), preceding.

TARIFF F.C.C. NO. 1

1st Revision Page 247

Cancels Original Page 247

South Central Rural Telephone Cooperative
ACCESS SERVICE

12. Rates and Charges (Cont'd)

12.2 Switched Access Service (Cont'd)

	<u>Rates</u>	<u>Tariff Section Reference</u>
(B) <u>Local Transport*</u> <u>Premium Access (Cont'd)</u>		
(2) Tandem Switched Transport		
(a) Tandem Switched Transport Facility		
- Per Minute Mile	\$ 0.00073	6.2(a)(2)(b) (I)
(B) Tandem Switched Transport Termination		
- Per Minute	\$ 0.00016	6.2(a)(2)(b) (I)
(3) Reserved for Future Use		
(4) <u>Direct Trunked Transport</u>		
(a) Direct Trunked Facility Per Mile		
- Voice Grade	\$1.24	6.2(A)(2)(a) (I)
- High Capacity DS1	\$8.09	6.2(A)(2)(a) (I)
(b) Direct Trunked Termination Per Termination		
- Voice Grade	\$12.49	6.2(A)(2)(a) (I)
- High Capacity DS1	\$39.88	6.2(A)(2)(a) (I)
(c) Direct Trunked Entrance Facility Per		
- Voice Grade-2 Wire	\$6.09	6.2(A)(2)(a) (R)
- Voice Grade-4 Wire	\$9.75	6.2(A)(2)(a) (R)
- High Capacity DS1	\$26.08	6.2(A)(2)(a) (R)

TARIFF F.C.C. NO. 1

1st Revision Page 248

Cancels Original Page 248

South Central Rural Telephone Cooperative

ACCESS SERVICE

12. Rates and Charges (Cont'd)

12.2 Switched Access Service (Cont'd)

	<u>Rates</u>	<u>Tariff Section Reference</u>	
(5) <u>Multiplexing, Per Arrangement</u>			
- DS4 to DS1	ICB		
- DS3 to DS1	\$474.31		
- DS2 to DS1	ICB		
- DS1C to DS1	ICB		
- DS1 to Voice	\$183.12	6.2(A)(1)(d)	
- DS1 to DS0	\$183.12		
- DS1 to Subrates:			
- Up to 20 (2.4 Kbps services)	\$390.00		
- Up to 10 (4.8 Kbps services)	\$265.00		
- Up to 10 (4.8 Kbps services)	\$235.00		
(C) <u>End Office Premium Access</u>			
(1) <u>Local Switching</u>			
LS2 (Line Side & Trunk Side)	\$0.001571	6.2(B)(1)	(I)
(2) <u>Reserved For Future Use</u>			
(3) <u>Directory Assistance Info. Surcharge</u>			
(Per 100 Access Minutes)	\$0.02680	6.2(B)(3)	(I)

* The Local Transport rate includes non-chargeable Interface Groups and Optional Features as set forth in Section 6.2(A)(3) and 6.2(A)(4), preceding.

TARIFF F.C.C. NO. 1

1st Revision Page 249

Cancels Original Page 249

South Central Rural Telephone Cooperative

ACCESS SERVICE

12. Rates and Charges (Cont'd)

12.2 Switched Access Service (Cont'd)

	<u>Rates</u>	<u>Tariff Section Reference</u>
(D) <u>Toll Free Number Data Base Access Service</u>		
1. <u>Basic Rate</u> - per query	\$.009250	6.3.6(A)(3)(b)
2. <u>Vertical Features Rate</u> - per query (replaces basic rate)	\$.009450	6.3.6(A)(3)(b)

TARIFF F.C.C. NO. 1

2nd Revision Page 250

Cancels 1st Revision Page 250

South Central Rural Telephone Cooperative

ACCESS SERVICE

12. Rates and Charges (Cont'd)

12.3 Special Access Service

	<u>Monthly Rates</u>	<u>Non Recurring Charges</u>	<u>Tariff Section Reference</u>	
(A) <u>Voice Grade Channel,</u>				
(1) <u>Channel Termination</u> per termination*				
Two-Wire	\$6.09	\$75.00	7.1.1(A)	(R)
Four-Wire	\$9.75	\$75.00	7.1.1(A)	(R)
(2) <u>Channel Mileage</u> <u>Facility</u> per mile				
	\$ 1.24		7.1.1(B)(1)	(I)
(3) <u>Channel Mileage</u> <u>Termination</u> per termination				
	\$12.49		7.1.1(B)(2)	(I)
(4) <u>Conditioning</u> per termination				
- C-Type	\$7.20		7.2.2(B)(1)(a)	
- Data Capability	\$4.95		7.2.2(B)(1)(b)	
(B) <u>Metallic Channel</u>				
(1) <u>Channel Termination</u> per termination*				
Two-Wire	\$ 3.66	\$230.00	7.1.1(A)	(R)
(2) <u>Channel Mileage</u> <u>Facility</u> per mile				
	\$ 1.04		7.1.1(B)(1)	(I)
(3) <u>Channel Mileage</u> <u>Termination</u> per termination				
	\$14.99		7.1.1(B)(2)	(I)

* The Channel Termination rate includes non-chargeable Channel Interfaces as set forth in Section 7.1.4, preceding.

TARIFF F.C.C. NO. 1

1st Revision Page 251

Cancels Original Page 251

South Central Rural Telephone Cooperative

ACCESS SERVICE

12. Rates and Charges (Cont'd)

12.3 Special Access Service (Cont'd)

	<u>Monthly</u> <u>Rates</u>	Non <u>Recurring</u> <u>Charges</u>	Tariff Section <u>Reference</u>	
(C) <u>Digital Data</u>				
(1) <u>Channel Termination</u>				
				per termination*
	2.4 to 19.2 Kbps	\$11.21	\$150.00	7.1.1(A) (R)
	56-64 Kbps**	\$11.21	\$205.80	(R)
	DS1	\$26.08	\$251.00	(R)
	DS3	\$250.41	\$251.00	(R)
(2) <u>Channel Mileage</u>				
				<u>Facility</u>
				per mile
	2.4 to 19.2 Kbps	\$ 1.18		(I)
	56-64 Kbps**	\$ 1.68	7.1.1(B)(1)	(I)
	DS1	\$ 8.09		(I)
	DS3	\$55.70		(I)
(3) <u>Channel Mileage</u>				
				<u>Termination</u>
				per termination
	2.4 to 19.2 Kbps	\$11.87		(I)
	56-64 Kbps**	\$16.86	7.1.1(B)(2)	(I)
	DS1	\$39.88		(I)
	DS3	\$233.81		(I)

* The Channel Termination rate includes non-chargeable Channel Interfaces as set forth in Section 7.1.4, preceding.

** 64 Kbps Clear Channel is offered only where equipment and facilities are available.

TARIFF F.C.C. NO. 1

2nd Revision Page 252

Cancels 1st Revision Page 252

South Central Rural Telephone Cooperative

ACCESS SERVICE

12. Rates and Charges (Cont'd)

12.3 Special Access Service (Cont'd)

<u>Monthly</u> <u>Rates</u>	<u>Non</u> <u>Recurring</u> <u>Charges</u>	<u>Tariff</u> <u>Section</u> <u>Reference</u>
--------------------------------	--	---

(D) Reserved for future use

(C)
(D)

(D)

TARIFF F.C.C. NO. 1

1st Revision Page 253

Cancels Original Page 253

South Central Rural Telephone Cooperative

ACCESS SERVICE

12. Rates and Charges (Cont'd)

12.3 Special Access Service (Cont'd)

<u>Monthly</u> <u>Rates</u>	<u>Non</u> <u>Recurring</u> <u>Charges</u>	<u>Tariff</u> <u>Section</u> <u>Reference</u>
--------------------------------	--	---

(D)

(D)

(E) DSL Access Service Connection

- per 1.544 Mbps	\$26.00	\$170.00	7.2.5(D)
- per 44.736 Mbps	\$250.00	\$555.00	7.2.5(D)

(R)

(R)

* The Channel Termination rate includes non-chargeable Channel Interfaces as set forth in Section 7.1.4, preceding.

South Central Rural Telephone Cooperative

ACCESS SERVICE

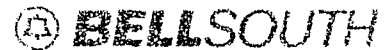
12. Rates and Charges (Cont'd)

12.5 Digital Subscriber Line Access Services

(A) Asymmetric Digital Subscriber Line Access Service

Regulations concerning Asymmetric Digital Subscriber Line Access Service are set forth in Section 8.1, preceding.

<u>ADSL Line Charge</u>	<u>Monthly Rate</u>	<u>Nonrecurring Charge</u>	<u>Tariff Section Reference</u>	
- Per Voice-Data Option	\$6.01	\$25.00	8.1.5(C)	(I)



BellSouth Telecommunications, Inc.
Interconnection
600 North 19th Street
8th Floor
Birmingham, AL 35203

August 18, 2006

Greg Hale – General Manager
Logan Telephone Cooperative
10725 Bowling Green Road
Auburn, Kentucky 42206

Dear Mr. Hale:

Thank you for your response to the letter I sent to you on July 14, 2006, a copy of which I enclose for your convenience.

As I indicated in that letter, there are no provisions for BellSouth to pay for the termination of traffic between CMRS providers and independent companies after December 31, 2006, the termination date for the existing agreement. While we remain hopeful that negotiations and/or arbitration with the CMRS providers will result in a satisfactory compensation arrangement, the existing agreement also calls for BellSouth and the independent companies to negotiate a transit arrangement. Therefore, as I have previously requested, we need to discuss and negotiate the transit traffic issues we have before the end of the year.

In a good faith effort to get these negotiations started, I am enclosing a draft Third Party Traffic Agreement relating to transit traffic issues for your review and consideration. Please send me any comments you have on the agreement. Additionally, in a further attempt to get our negotiations started, I am offering to host a meeting in Louisville, Kentucky at 10:00 AM EST on October 11, 2006 with the independent companies in Kentucky to discuss the enclosed agreement. If this time is not convenient for you, please provide me with an alternative date and time. If you would like me to negotiate with a representative on your behalf, please provide me with the name and contact information for that individual, and I will contact him or her directly.

Please confirm by September 15 that you or your representative will be available on October 11 for these discussions or provide me with further information on how you would like to proceed. Upon receiving confirmation from you that you or your representative will be able to meet on October 11, I will finalize the meeting arrangements.

I look forward to our discussions and to our successful negotiation of these matters.

Sincerely,

A handwritten signature in cursive script that reads "Gene Lunceford".

Gene Lunceford
Account Manager
BellSouth Telecommunications
205-321-2013

Enclosures

July 14, 2006

To: All Kentucky ICO's
From: Gene Lunceford, BellSouth Telecommunications
Subject: Transit Traffic in Kentucky

On December 7, 2005, I wrote to you concerning the CMRS transit traffic Settlement Agreement. I appreciate the response from many of you that indicated your intent to negotiate new agreements with the CMRS providers in Kentucky. Hopefully, these negotiations are progressing successfully.

Several of the letters I received from you expressed the expectation that BellSouth would inform the CMRS providers that BellSouth would no longer provide intermediary services unless contracts were in place between the CMRS providers and independent companies after December 31, 2006. To ensure that traffic will flow between carriers as intended for the benefit of all end user customers, BellSouth will not block traffic unless ordered by a state Public Service Commission to do so.

In addition, there are no provisions for BellSouth to pay for the termination of traffic between CMRS providers and independent companies after December 31, 2006, the termination date for the existing agreement. Provisions for the payment of this terminating traffic should be negotiated between the carriers who originate and terminate the traffic in question. The Settlement Agreement provides verbiage on an arbitration process if negotiations with the CMRS providers prove to be unsuccessful.

We would like to propose a meeting with the independent companies in Kentucky to discuss and negotiate CMRS transit traffic and related transit traffic issues. We are open to an industry meeting, meeting with a representative group of ICO's or meeting with an ICO representative. Please let me know by July 28, 2006 how you would like to proceed and when would be a convenient time for a meeting.

Sincerely,

Gene Lunceford

Gene Lunceford
Account Manager
BellSouth Telecommunications
205-321-2013

THIRD PARTY TRAFFIC AGREEMENT

This Third Party Traffic Agreement (Agreement) is made and entered into by and between BellSouth Telecommunications, Inc., having its principal place of business in Atlanta, Georgia, (BellSouth), and _____, an Independent Telephone Company (ITC) having its principal place of business in _____, Kentucky, and sets forth terms and conditions regarding BellSouth's provision of Third Party Traffic services. BellSouth and ITC may be referred to herein individually as a "Party" and collectively as the "Parties."

WHEREAS, BellSouth has offered to provide Third Party Traffic services to ITC pursuant to the terms and conditions set forth in this Agreement; and

WHEREAS, ITC may, from time to time, purchase or otherwise utilize BellSouth's Third Party Traffic services pursuant to the rates, terms and conditions set forth herein;

NOW THEREFORE, for good and valuable consideration, the receipt and sufficiency of which are hereby acknowledged, the Parties hereby agree as follows.

A. Terms and Definitions.

1. Facility Based Telecommunications Service Provider – A Telecommunications Service Provider, including ITC, that utilizes its own switches or switches leased from another Telecommunications Service Provider to offer local exchange and exchange access services to its end users.
2. ISP-bound Traffic – Calls to an information service provider or internet service provider (ISP) that are dialed by a caller using a local dialing pattern (7 or 10 digit) for delivery to an ISP server or modem.
3. Local Traffic
 - a. For landline-to-landline traffic, Local Traffic is any intraLATA circuit switched call transiting BellSouth's network that originates from and terminates to other Telecommunications Service Providers, and for which BellSouth does not collect toll charges or access charges, either directly or indirectly, as the intraLATA toll provider for the end user.
 - b. For wireless-to-wireless traffic, landline-to-wireless traffic, and wireless-to-landline traffic, Local Traffic is any circuit switched call transiting BellSouth's network that originates from and terminates to other Telecommunications Service Providers within the same Major Trading Area (MTA), subject to BellSouth's LATA restrictions.
4. Telecommunications Service Provider - A provider of local exchange and/or exchange access telecommunications service that is legally certified to provide service within the Commonwealth of Kentucky or is licensed by the Federal Communications Commission (FCC) to provide Commercial Mobile Radio Service (CMRS). For purposes of this Agreement, the term Telecommunications Service Provider does not include BellSouth, but does include ITC.

DRAFT – For discussion purposes only between BellSouth and KY Independent Companies

5. Platform Provider – A Telecommunications Service Provider that utilizes BellSouth’s switching, with or without other network components, to offer local exchange and exchange access services to its end users.
6. Platform Traffic – Local Traffic or ISP-bound Traffic (1) originating on ITC’s network and terminating to a Platform Provider or (2) originating from a Platform Provider and terminating to ITC.
7. Platform Traffic Service – BellSouth’s provision of services necessary to allow for the exchange of Platform Traffic between two Telecommunications Service Providers.
8. Third Party Traffic Service – Transit Traffic Service or Platform Traffic Service.
9. Transit Traffic – Local Traffic or ISP-bound Traffic (1) originating on ITC’s network that is switched and transported by BellSouth and delivered to another Facility Based Telecommunications Service Provider’s network for termination, or (2) originating on the network of a Facility Based Telecommunications Service Provider other than ITC that is switched and transported by BellSouth and delivered to ITC for termination.
10. Transit Traffic Service – BellSouth’s provision of the functions necessary to allow ITC and another Facility Based Telecommunications Service Provider to exchange Transit Traffic.

B. Transit Traffic Service

1. Transit Traffic Originated by ITC

- (a) BellSouth shall provide Transit Traffic Service to ITC for ITC originated Transit Traffic utilizing the existing interconnection facilities between ITC and BellSouth for the routing of such Transit Traffic. Provided that Transit Traffic is properly routed by ITC pursuant to the Local Exchange Routing Guide (LERG), BellSouth shall deliver Transit Traffic to the terminating Facility Based Telecommunications Service Provider to the extent such terminating Telecommunications Service Provider is interconnected with BellSouth’s network.
- (b) Where BellSouth provides Transit Traffic Service to ITC, BellSouth is not liable or responsible for payment to the terminating Telecommunications Service Provider. Such payment is the sole responsibility of ITC. ITC will establish traffic exchange agreements or other appropriate agreements to address compensation with terminating Telecommunications Service Providers for the Transit Traffic delivered pursuant to this Agreement. In the event that the terminating Telecommunications Service Provider imposes on BellSouth any charges or costs for the delivery of ITC originated Transit Traffic, BellSouth shall dispute such charges with the terminating carrier. BellSouth also shall notify ITC in writing of the disputed charges. If, after BellSouth’s formal challenge to the charges for the delivery of ITC originated Transit Traffic, a court of competent jurisdiction issues a final order requiring BellSouth to pay any such terminating charges to a terminating Telecommunications Service Provider for the delivery of ITC Transit Traffic, ITC shall pay the third party terminating

carrier directly for such Transit Traffic or shall reimburse BellSouth for the amounts paid by BellSouth for ITC originated Transit Traffic.

- (c) BellSouth shall bill ITC for ITC originated Transit Traffic at the rate of \$.0025/MOU beginning with the Effective Date of this Agreement. Beyond the initial three-year term of this Agreement, BellSouth shall continue billing ITC at the \$.0025/MOU rate unless and until the Parties negotiate a successor agreement (including rates). The Parties shall incorporate the billing for Transit Traffic Service for ITC originated Transit Traffic into the existing settlements processes between the Parties. Upon request, BellSouth shall provide to ITC supporting documentation and usage/summary reports associated with ITC originated Transit Traffic for purposes of verifying Transit Traffic billing.
- (d) ITC may elect one of two options for measuring ITC originated Transit Traffic minutes of use for which charges are due.
 - (i) ITC may utilize its originating switch recordings to compensate BellSouth based upon actual ITC Transit Traffic minutes of use (“Actual Measurements”). If ITC elects to utilize Actual Measurements, ITC shall provide a monthly report to BellSouth reflecting actual ITC Transit Traffic minutes of use, along with payment on a per minute of use basis at the applicable rate within sixty (60) days of the date of usage.
 - (ii) In lieu of Actual Measurements, ITC may provide to BellSouth a percent local usage factor (PLU) estimating the percentage of total minutes of use delivered to BellSouth that constitutes ITC Transit Traffic (“Estimated Measurements”). The PLU must be provided to BellSouth in writing within 30 days of the Effective Date hereof, or within 30 days of delivering ITC Transit Traffic to BellSouth. In the event ITC fails to provide a PLU to BellSouth during this timeframe, BellSouth shall calculate a PLU to be used until a PLU is provided. To the extent a PLU is provided after the default PLU has taken effect, the PLU provided by ITC shall be applied on a prospective basis only. The PLU may be updated annually or sooner in the event of a change in Local Traffic or ISP-bound Traffic volume. The Party calculating the PLU shall provide the other Party with the data, including any available call detail records that support the PLU calculation.

BellSouth reserves the right to contest the accuracy of both the Actual Measurements and Estimated Measurements provided by ITC and may conduct audits or internal studies for verification. In the event a dispute arises regarding Actual Measurements or Estimated Measurements, BellSouth will continue to bill based upon information provided by ITC or utilizing the assigned PLU until the dispute is resolved. If BellSouth and ITC are unable to successfully negotiate a resolution of the dispute within 30 days of written notice of the existence of a dispute, the aggrieved Party shall seek dispute resolution with a court of competent jurisdiction. Once the dispute is resolved, the Parties shall utilize the resulting Actual Measurements or Estimated Measurements on a going forward basis. The Parties shall make any corrections retroactive to the point in time when the dispute was initiated.

2. Transit Traffic Originated by a Third Party Telecommunications Service Provider

- (a) BellSouth shall provide Transit Traffic service to ITC for Transit Traffic originated by other Telecommunications Service Providers utilizing the existing interconnection facilities

between ITC and BellSouth for the routing of such Transit Traffic. Provided that Transit Traffic is properly routed by the originating Telecommunications Service Provider pursuant to the Local Exchange Routing Guide (LERG), BellSouth shall deliver such Transit Traffic to ITC for termination.

- (b) Where BellSouth delivers Transit Traffic to ITC for termination, BellSouth shall not bill ITC any transit charges pursuant to this Agreement. Further, BellSouth is not liable or responsible for payment to ITC for traffic originated by other Telecommunications Service Providers. Amounts ITC bills BellSouth (or if ITC does not bill BellSouth, amounts BellSouth calculates for compensation to ITC through the monthly settlement process) under other agreements shall not include any minutes of use for Third Party Transit Traffic.
- (c) When delivering Transit Traffic to ITC for termination, and where available, BellSouth shall generate and deliver to ITC, at no charge to ITC, industry standard call detail records known as Exchange Message Interface (EMI) 1101-01 records for ITC's use in billing originating Telecommunications Service Providers. Where industry standard call detail records are not available, BellSouth shall provide to ITC available usage, billing and summary data sufficient for billing purposes. Where call detail records are not generated consistent with industry standard guidelines and summary data is not available, ITC shall negotiate with the originating Telecommunications Service Providers, as appropriate, to develop a methodology for compensation for such Transit Traffic. Notwithstanding the foregoing, the unavailability of such call detail records or summary data does not create any obligation for BellSouth to compensate ITC for such Transit Traffic. BellSouth shall not be liable for any terminating compensation to ITC or any third party Telecommunications Service Provider. BellSouth shall work cooperatively with ITC to identify the originating Telecommunications Service Provider and the minutes of use for ITC. BellSouth will not block traffic unless ordered by the Kentucky Public Service Commission to do so.

C. Platform Traffic Service.

- 1. Platform Traffic Service provides for ITC's exchange of traffic with Platform Providers utilizing BellSouth switching. BellSouth and ITC shall utilize the existing interconnection facilities between ITC and BellSouth for the routing of such Platform Traffic. Where BellSouth provides Platform Traffic Service, BellSouth is not liable or responsible for payment to ITC or to the Platform Provider. Such payment is the sole responsibility of the originating Telecommunications Service Provider. By utilizing BellSouth's Platform Traffic Service, the originating Telecommunications Service Providers are committing to establishing traffic exchange agreements or other appropriate agreements to address compensation between and among originating and terminating Telecommunications Service Providers.
- 2. For traffic originating from a Platform Provider, BellSouth will generate and provide to ITC, at no charge, summary usage data sufficient for billing purposes reflecting the minutes of use generated by such Platform Provider. BellSouth shall not be liable to ITC or the Platform Provider for any compensation or other costs associated with Platform Traffic.

3. For traffic originating from ITC, BellSouth will deliver such traffic to the Platform Provider at no charge to ITC.

D. General

1. Audits. ITC may audit BellSouth's records to the extent necessary to verify ITC originated Transit Traffic minutes of use or Transit Traffic or Platform Traffic minutes of use terminated to ITC. Audits may be performed no more than once each calendar year to evaluate the accuracy of the industry standard call detail records or summary reports provided by BellSouth pursuant to this Agreement. Audits may be performed on at least fifteen (15) days prior written notice to BellSouth, subject to mutually acceptable scheduling. Each Party will cooperate fully in any such audit, providing reasonable access to employees, books and records reasonably needed to assess the accuracy of the call detail records provided by BellSouth. In the event a dispute arises regarding the results of the audit, BellSouth will continue to bill based upon its records until the dispute is resolved. If BellSouth and ITC are unable to successfully negotiate a resolution of the dispute within 30 days after completion of the audit, the aggrieved Party shall seek dispute resolution with a court of competent jurisdiction. Once the dispute is resolved, the Parties shall utilize the minutes of use reflected in the audit, as determined through the dispute resolution process, on a going forward basis. The Parties shall make any corrections retroactive to the period covered by the audit.
2. ITC Transit Traffic Service. If ITC provides transit services to BellSouth, ITC will provide such services to BellSouth at the same rates, terms, and conditions that govern the provision of Transit Traffic Services by BellSouth.
3. Term. The term of this Agreement shall become effective with the date of the last signature executing the Agreement (Effective Date). It shall continue in effect thereafter for a period of three (3) years. The rates, terms, and conditions set forth in this Agreement shall remain in full force and effect until amended in writing by all Parties or unless and until the Parties negotiate a new successor agreement clearly stating that the agreement supercedes the rates, terms and conditions in this Agreement.
4. Change in Law. (i) To the extent any effective law, statute, ordinance, or state or federal regulatory ruling or order applicable to the terms of this Agreement (collectively or individually referred to herein as "Legal Requirement" but expressly excluding a Party's tariff) establishes, changes or clarifies the obligations of the Parties with respect to ITC Transit Traffic, Third Party Transit Traffic or Platform Traffic Service, and such Legal Requirement imposes obligations different from those set forth in this Agreement, then upon thirty (30) days written notice, either Party may request renegotiations of this Agreement consistent with such Legal Requirement. Any rates, terms or conditions agreed upon by the Parties shall be substituted in place of those previously in effect and shall be deemed to be effective under this Agreement as of date the Parties amend this Agreement in writing to reflect the new rate, term, or condition unless the order by the court, state commission or the Federal Communications Commission (FCC) requires a different effective date. If the

Parties are unable to reach an agreement as to an amendment to this Agreement consistent with the Legal Requirement within 60 days following the request of renegotiations, the Parties shall petition the relevant state commission to resolve the dispute. The Parties enter into this Agreement without prejudice as to any position each may take with respect to similar future agreements between the Parties or with respect to positions each may have taken previously or may take in the future in any legislative, regulatory or other public forum addressing any matters, including matters related to the rates to be charged for ITC Transit Traffic, call records for billing purposes, or the types of arrangements prescribed by this Agreement. Nothing in this Agreement shall preclude any Party from participating in any proceeding before the state commission or FCC relating to any issue related to the subject matter of this Agreement or from petitioning the state commission or FCC to address any issue related to the subject matter of this Agreement.

5. The Parties to this Agreement are independent contractors. No Party is an agent, representative or partner of any other Party, and no Party has the right, power or authority to enter into any agreement for or on behalf of, or incur any obligation or liability of, or otherwise bind, any other Party. This Agreement shall not be interpreted or construed to create an association, joint venture, or partnership between the Parties or to impose any partnership obligation or liability upon the other Party.

6. Limitation of Liability

(a) Liability for Acts or Omissions of Third Parties. No Party to this Agreement shall be liable to another Party for any act or omission of any third party Telecommunications Service Provider originating Transit Traffic or Platform Traffic destined for ITC or terminating Transit Traffic or Platform Traffic originated by ITC.

(b) Limitation of Liability. A Party's liability for any loss, cost, claim, injury, liability or expense, including reasonable attorneys' fees, relating to or arising out of any cause whatsoever, whether based in contract, negligence or other tort, strict liability or otherwise, relating to the performance of this Agreement, shall not exceed a credit for the actual cost of the services not performed or improperly performed.

(c) Under no circumstance shall any Party be responsible or liable for indirect, incidental, or consequential damages, including, but not limited to, economic loss or lost business or profits, damages arising from the use or performance of equipment or software, or the loss of use of software or equipment, or accessories attached thereto, delay, error, or loss of data.

(d) Disclaimer. EXCEPT AS SPECIFICALLY PROVIDED TO THE CONTRARY IN THIS AGREEMENT, THE PARTIES MAKE NO REPRESENTATIONS OR WARRANTIES CONCERNING THE SPECIFIC QUALITY OF ANY SERVICES, OR FACILITIES PROVIDED UNDER THIS AGREEMENT. THE PARTIES DISCLAIM, WITHOUT LIMITATION, ANY WARRANTY OR GUARANTEE OF MERCHANTABILITY OR FITNESS FOR A PARTICULAR PURPOSE, ARISING FROM COURSE OF PERFORMANCE, COURSE OF DEALING, OR FROM USAGES OF TRADE.

7. Dispute Resolution. In the event any dispute arises as to the interpretation or enforcement of this Agreement, and the Parties are unable to resolve the dispute informally through negotiation, the Parties shall petition a court of competent jurisdiction for resolution of the dispute.
8. Nonexclusivity. Nothing in this Agreement shall affect a Party's right to seek interconnection with any carrier or preclude a Party from negotiating an interconnection agreement with another carrier consistent with Sections 251 and 252 of the Telecommunications Act of 1996, as amended. Nothing herein shall be construed as a waiver by a Party of any rights afforded or obligations imposed by applicable law.
9. Entire Agreement. The rates, terms, and conditions set forth in this Agreement shall comprise the complete and entire Agreement between the Parties with respect to Transit Traffic and Platform Traffic. The rates, terms and conditions of this Agreement shall govern unless and until a Party seeks changes pursuant to a Legal Requirement or the Parties negotiate a successor agreement as set forth herein. No Party shall be bound by any definition, condition, provision, representation, warranty, covenant or promise other than as expressly stated in this Agreement or as is contemporaneously or subsequently set forth in writing and executed by a duly authorized officer or representative of all Parties.
10. Force Majeure. In the event performance of this Agreement, or any obligation hereunder, is either directly or indirectly prevented, restricted, or interfered with by reason of fire, flood, earthquake or like acts of God, wars, revolution, civil commotion, explosion, acts of public enemy, embargo, acts of the government in its sovereign capacity, labor difficulties, including without limitation, strikes, slowdowns, picketing, or boycotts, unavailability of equipment from vendor, or any other circumstances beyond the reasonable control and without the fault or negligence of the Parties, an affected Party, upon giving prompt written notice, shall be excused from such performance on a day-to-day basis to the extent of such prevention, restriction, or interference; provided, however, that the Parties shall use diligent efforts to avoid or remove such causes of non performance and shall proceed whenever such causes are removed or cease.
11. Modification of Agreement. No modification, amendment, supplement to, or waiver of the Agreement or any of its provisions shall be effective and binding upon the Parties unless it is made in writing and duly signed by the Parties.
12. Severability. If any provision of this Agreement, or part thereof, shall be held invalid or unenforceable in any respect, the remainder of the Agreement or provision shall not be affected thereby, provided that the Parties shall negotiate in good faith to reformulate such invalid provision, or part thereof, or related provision, to as closely reflect the original intent of the Parties as possible, consistent with applicable law, and to effectuate such portions thereof as may be valid without defeating the intent of such provision.
13. Waivers. A failure or delay of a Party to enforce any of the provisions hereof, to exercise any option which is herein provided, or to require performance of any of the provisions hereof shall in no way be construed to be a waiver of such provisions or options, and each

Party, notwithstanding such failure, shall have the right thereafter to insist upon the performance of any and all of the provisions of this Agreement.

14. Governing Law. This Agreement shall be governed by and construed and enforced in accordance with the laws of the Commonwealth of Kentucky without regard to conflict of laws principles.
15. Assignments and Transfers. This Agreement shall not be assigned by any Party without the prior written consent of the other Parties, which shall not be unreasonably delayed, conditioned, or withheld.
16. Notices. Every notice, consent or approval of a legal nature, required or permitted by this Agreement shall be in writing and shall be delivered either by hand, by overnight courier or by US mail postage prepaid, or email if an email address is listed below, addressed to:

BellSouth Telecommunications, Inc.
BellSouth Account Manager
600 North 19th Street, 8th floor
Birmingham, AL 35203

and

Business Markets-Wholesale Attorney
Suite 4300
675 West Peachtree Street
Atlanta, GA 30375

<ITC Name>

or at such other address as the intended recipient previously shall have designated by written notice to the other Parties. Unless otherwise provided in this Agreement, notice by mail shall be effective on the date it is officially recorded as delivered by return receipt or equivalent, and in the absence of such record of delivery, it shall be presumed to have been delivered the fifth day, or next business day after the fifth day, after it was deposited in the mails.

17. Rule of Construction. No rule of construction requiring interpretation against the drafting Party hereof shall apply in the interpretation of this Agreement.
18. Headings of No Force or Effect. The headings of Sections of this Agreement are for convenience of reference only, and shall in no way define, modify or restrict the meaning or interpretation of the terms or provisions of this Agreement.

DRAFT – For discussion purposes only between BellSouth and KY Independent Companies

- 19. Multiple Counterparts. This Agreement may be executed in multiple counterparts, each of which shall be deemed an original, but all of which shall together constitute but one and the same document.
- 20. Good Faith Performance. Each Party shall act in good faith in its performance under this Agreement and, in each case in which a Party's consent or agreement is required or requested hereunder, such Party shall not unreasonably withhold, condition, or delay such consent or agreement.
- 21. Survival. The Parties' obligations under this Agreement which by their nature are intended to continue beyond the termination or expiration of this Agreement shall survive the termination or expiration of this Agreement.

IN WITNESS WHEREOF, the Parties have executed this Agreement the day and year written below.

BellSouth Telecommunications, Inc.

[ITC Name]

By: _____

By: _____

Name: _____

Name: _____

Title: _____

Title: _____

Date: _____

Date: _____

Copyright: Vanestments Inc., 2004

South Central Rural Telephone Cooperative, Inc
 NECA Final Cost Study 2005
 Using An Average For The Period Rate Ba
 Interstate Access Rate Development

Section: 5
 Page: 1A
 Dec 31, 2005

Program: ITC's FAST P36/69& FAST TYP
 Prepared: ITC's Inc.
 Telephone: 719-574-5120
 Printed: 18-Apr-2006 11:05 AM

Interstate Access Rate Development

RateElement	Description	Demand Quantities		Revenue Requirement
		Amount	Rate	
End User Common Line Charge	Subscribe Lines Res & Sgl Line B	294,463	\$6.50	1,914,010
End User Common Line Charge	Subscribe Lines Multi Line Bus	40,108	\$9.20	368,994
Projected Interstate Common Line Support (Approximate)		334,571	\$7.67	2,564,956
Traffic Sensitive				
Local Switching	Acc Min	78,445,873	0.001634	128,171
Local Transport-Term	Acc Min	78,445,873	0.000000	0
Local Transport-Fac	Min Miles	450,999,965	0.000000	0
Information	Acc Min	78,445,873	0.000249	19,525
Direct Trunk Transport Entrance Facility	Per VG - 2 Wire	0	\$21.78	0
Direct Trunk Transport Entrance Facility	Per VG - 4 Wire	0	\$34.85	0
Direct Trunk Transport Termination	Per VG Term	0	\$0.00	0
Direct Trunk Transport Facility	Per VG Mile	0	\$0.00	0
Direct Trunk Transport Entrance Facility	Per DS1	0	\$93.21	0
Direct Trunk Transport Termination	Per DS1 Term	276	\$0.00	0
Direct Trunk Transport Facility	Per DS1 Mile	5,088	-\$0.00	0
Non-Premium Access				
Common Line-Originating	Acc Min	0	0.000000	0
Common Line-Terminating	Acc Min	0	0.000000	0
Traffic Sensitive				
Local Switching	Acc Min	0	0.001634	0
Local Transport-Term	Acc Min	0	0.000000	0
Local Transport-Fac	Min Miles	0	0.000000	0
Information	Acc Min	0	0.000249	0
Total Interstate Switched Access Revenue Requirement			0.063683	4,995,656
Special Access (see Next Page:)				978,339
Billing & Collection	Messages	1,322,999	0.191629	253,525
Interexchange Transport				0
Total Interstate Revenue Requirement				6,227,519
Check Total				6,227,519

Copyright: Vanestments Inc., 2004

South Central Rural Telephone Cooperative, Inc
 NECA Final Cost Study 2005
 Using An Average For The Period Rate Ba:
 Interstate Access Rate Development

Section: 5
 Page: 1B
 Dec 31, 2005

Program: ITC's FAST P36/69& FAST TYP
 Prepared: ITC's Inc.
 Telephone: 719-574-5120
 Printed: 18-Apr-2006 11:05 AM

0

Special Access		Interstate Access Rate Development			
		Demand Quantities			Revenue Requirement
Rate Element	Description	Amount	Rate		
Channel Termination	Metallic Term/Month	0	\$13.07	0.00	
Channel Termination	2 Wire Term/Month	12	\$21.78	261.34	
Channel Termination	DD 19.2 Term/Month	24	\$40.07	961.72	
Channel Termination	4 Wire Term/Month	96	\$34.85	3,345.13	
Channel Termination	DD 56/64 Term/Month	408	\$40.07	16,349.32	
Channel Termination	DS1 Term/Month	1,486	\$93.21	138,473.70	
Channel Termination	DS3 Term/Month	0	\$894.82	0.00	
Channel Mileage Termination	Metallic Mile Term/Month	0	\$0.00	0.00	
Channel Mileage Termination	2 Wire Mile Term/Month	12	\$0.00	0.00	
Channel Mileage Termination	DD 19.2 Mile Term/Month	13	\$0.00	0.00	
Channel Mileage Termination	4 Wire Mile Term/Month	48	\$0.00	0.00	
Channel Mileage Termination	DD 56/64 Mile Term/Month	204	\$0.00	0.00	
Channel Mileage Termination	DS1 Mile Term/Month	1,486	\$0.00	0.00	
Channel Mileage Termination	DS3 Mile Term/Month	0	\$0.00	0.00	
Channel Mileage Facility	Metallic Mile/Month	0	\$0.00	0.00	
Channel Mileage Facility	2 Wire Mile/Month	10	\$0.00	0.00	
Channel Mileage Facility	DD 19.2 Mile/Month	12	\$0.00	0.00	
Channel Mileage Facility	4 Wire Mile/Month	429	\$0.00	0.00	
Channel Mileage Facility	DD 56/64 Mile/Month	1,656	\$0.00	0.00	
Channel Mileage Facility	DS1 Mile/Month	13,681	\$0.00	0.00	
Channel Mileage Facility	DS3 Mile/Month	0	\$0.00	0.00	
DSL Service Connection	DS1 Connection/Month	0	\$93.00	0.00	
DSL Service Connection	DS3 Connection/Month	0	\$895.00	\$0.00	
DSL Service	DSL Month	160,896	\$5.09	<u>818,947.39</u>	
				<u>978,339</u>	
Special Access Revenue Requirement				978,339	

South Central Rural Telephone Cooperative, Inc
NECA Final Cost Study 2005
Using An Average For The Period Rate Base

Section: 5
Interstate Part 69 Access Charge Output
Page: 1
Dec 31, 2005

Program: ITC's FAST P36/69 & FAST TYP
Prepared: ITC's Inc.
Telephone: 719-574-5120
Printed: 18-Apr-2006 11:05 AM

	MIS	PL	Limited PayTele	Carrier ComLine	Base Factor	Equal Access	Local Switch	DaSurch	Common Transpt	Special Access	Bill & Coll	Inter- Exchange
Rate Base	13,613,014	2,688,243	0	0	12,856,088	0	607,825	0	130,970	2,709,853	16,522	0
Rate Of Return	0.1125	0.1125	0.1125	0.1125	0.1125	0.1125	0.1125	0.1125	0.1125	0.1125	0.1125	0.1125
Return On Investment	1,531,464	302,427	0	0	1,444,060	0	68,380	0	14,734	304,658	1,859	0
Interest Expense	151,370	29,892	0	0	142,731	0	6,759	0	1,456	30,132	184	0
Amort Of Exc Deferred Taxes	0	0	0	0	0	0	0	0	0	0	0	0
Amort Of ITC	0	0	0	0	0	0	0	0	0	0	0	0
Other Income Adj. - Federal	0	0	0	0	0	0	0	0	0	0	0	0
Int Chg To Const	40,444	6,352	0	0	38,287	0	1,663	0	444	6,345	58	0
Total Adds And Deducts	191,814	36,244	0	0	181,017	0	8,422	0	1,900	36,477	242	0
Other Income Adj. - State	0	0	0	0	0	0	0	0	0	0	0	0
SFT Rate Level Allocation	1,993	396	0	0	1,882	0	89	0	19	397	2	0
FIT Rate Level Allocation	5,980	1,188	0	0	5,645	0	267	0	58	1,192	7	0
Base For FIT	1,339,650	266,183	0	0	1,263,042	0	59,958	0	12,834	268,382	1,617	0
Fed Income Tax	0	0	0	0	0	0	0	0	0	0	0	0
Base For SIT	5,980	1,188	0	0	5,645	0	267	0	58	1,192	7	0
State Income Tax	0	0	0	0	0	0	0	0	0	0	0	0
AFUDC - Rev Req Reduction	-40,444	-6,352	0	0	-38,287	0	-1,663	0	-444	-6,345	-58	0
Operating Expenses	4,350,980	675,736	0	0	3,572,997	0	275,516	19,363	35,435	671,681	251,724	0
Universal Service Cont Reimbursement	-225,638	0	0	0	-225,638	0	0	0	0	0	0	0
Tot Rev Requirement	5,416,362	971,811	0	0	4,753,133	0	342,233	19,363	49,725	970,195	253,525	0
Check Total	5,642,000	971,811										
Check Total	6,613,811											
Check Total	6,613,811											
Remove Other Revenue Requirement Lesser of Actual Revenue Requirement or TIC Revenues year ended June 30, 2001	(253,525)								(49,725)		(253,525)	0
Projected Local Switching Support	(160,656)						(160,656)					
Transfer of Line Port Costs	0				54,473		(54,473)					
Revised Revenue Requirement	4,952,457	971,811	0	0	4,807,606	0	127,104	19,363	0	970,195	0	0
	0.835961	0.164039			0.811511	0.000000	0.021455	0.005268	0.000000	0.163766	0.000000	0.000000
Reallocation of TIC	41,582	8,143	0	0	40,352	0	1,067	163	0	8,143	0	0
Re-Revised Revenue Requirement	4,994,040	979,955	0	0	4,847,959	0	128,171	19,525	0	978,339	0	0
M&G Impact	(8,143)	8,143	0	0	94,826	0	(53,406)	163	(49,725)	8,143	0	0

SEP-21-2006 THU 08:13 AM

62742738.7375467

270 6788228

P. 03

Copyright: Yonemstems Inc., 2004
 Program: ITC's FAST P3669& FAST ITP
 Prepared: ITC's Inc.
 Telephone: 719-574-5120
 Printed: 18-Apr-2006 11:05 AM

Section: 5
 Interstate Part 69 Access Charge Output
 Page: 2
 Dec 31, 2005

South Central Rural Telephone Cooperative, Inc
 2005
 NECA Final Cost Study
 Using An Average For The Period Rate Base

MTS	PL	Limited Pay Tele	Carrier Com Line	Base Factor	Equal Access	Local Switch	DaSurch	Common Transp	Special Access	Bill& Cell	Inter-Exchange
Plant Summary											
General And Support Fac Distribution	2,376,818	0	0	2,219,910	0	96,438	0	25,729	367,863	40,198	0
Central Office Equipment Distribution	0.864254	0.000000	0.000000	0.807200	0.000000	0.035067	0.000000	0.009355	0.133762	0.014617	0.000000
Cable & Wire Facilities Distribution	7,890,514	0	0	6,836,743	0	1,047,043	0	6,728	3,507,056	0	0
Tang & Intang Assets Distribution	0.692297	0.000000	0.000000	0.599842	0.000000	0.091865	0.000000	0.009059	0.307703	0.000000	0.000000
Total 2001 Rate Base Distribution	17,537,692	0	0	17,265,081	0	0	0	272,610	486,865	0	0
Non-2001 Rate Base Items Distribution	0.972989	0.000000	0.000000	0.957864	0.000000	0.000000	0.000000	0.015124	0.027011	0.000000	0.000000
Accumulated Depreciation Distribution	4,735	0	0	4,483	0	195	0	52	743	7	0
Accum Def Texas/Long Term Liab Distribution	0.864254	0.000000	0.000000	0.818150	0.000000	0.035542	0.000000	0.009482	0.135576	0.001249	0.000000
Net Rate Base Distribution	27,809,760	0	0	26,326,218	0	1,143,676	0	305,118	4,362,537	40,205	0
Plant Specific Expense Distribution	0.864254	0.000000	0.000000	0.818150	0.000000	0.035542	0.000000	0.009482	0.135576	0.001249	0.000000
Plant Non-Specific Expense Distribution	1,649,369	0	0	1,508,151	0	65,518	0	17,479	249,917	2,303	0
Depr & Amort Expense Distribution	0.894758	0.105242	0.000000	0.818150	0.000000	0.035542	0.000000	0.009482	0.135576	0.001249	0.000000
Customer Operatious Expense Distribution	-14,945,928	-1,769,824	0	-14,176,766	0	-565,681	0	-182,106	-1,766,467	-24,731	0
Corporate Operatious Exp Distribution	0.894122	0.105878	0.000000	0.848108	0.000000	0.033841	0.000000	0.010894	0.105677	0.001480	0.000000
Operating Taxes Distribution	-900,187	-103,926	0	-821,515	0	-35,689	0	-9,521	-136,134	-1,255	0
Other Income & Expense Distribution	0.896499	0.103501	0.000000	0.818150	0.000000	0.035542	0.000000	0.009482	0.135576	0.001249	0.000000
Total Expense Distribution	13,613,014	2,688,243	0	12,836,068	0	607,825	0	136,970	2,709,853	16,522	0
Check Total	0	0	0	0	0	0	0	0	0	0	0
Expenses Summary											
Plant Specific Expense Distribution	721,257	101,666	0	663,994	0	58,789	0	8,297	90,332	1,510	0
Plant Non-Specific Expense Distribution	0.876458	0.123542	0.000000	0.806873	0.000000	0.071439	0.000000	0.010083	0.109770	0.001835	0.000000
Depr & Amort Expense Distribution	580,483	55,734	0	561,973	0	14,611	0	3,898	55,734	0	0
Customer Operatious Expense Distribution	0.912397	0.087603	0.000000	0.883304	0.000000	0.022966	0.000000	0.006127	0.037603	0.000000	0.000000
Corporate Operatious Exp Distribution	1,967,148	446,314	0	1,782,438	0	167,769	0	16,052	446,178	1,004	0
Operating Taxes Distribution	0.815073	0.184927	0.000000	0.738540	0.000000	0.069522	0.000000	0.006651	0.184870	0.000416	0.000000
Other Income & Expense Distribution	254,994	0	0	31,327	0	4,854	15,285	1,295	6,068	196,165	0
Total Expense Distribution	1,000,000	0.000000	0.000000	0.122855	0.000000	0.019036	0.059941	0.005079	0.023797	0.769293	0.000000
Operating Taxes Distribution	417,983	39,375	0	335,466	0	20,879	4,078	3,599	40,592	52,743	0
Other Income & Expense Distribution	0.913908	0.086092	0.000000	0.733487	0.000000	0.045652	0.008917	0.007870	0.088753	0.115321	0.000000
Total Expense Distribution	200,548	31,499	0	189,850	0	8,248	2,200	31,460	31,460	290	0
Other Income & Expense Distribution	0.864254	0.135746	0.000000	0.818150	0.000000	0.035542	0.000000	0.009482	0.135576	0.001249	0.000000
Total Expense Distribution	8,567	1,148	0	7,948	0	345	0	92	1,317	12	0
Other Income & Expense Distribution	0.881856	0.118144	0.000000	0.818150	0.000000	0.035542	0.000000	0.009482	0.135576	0.001249	0.000000
Total Expense Distribution	4,150,980	675,736	0	3,572,997	0	275,516	19,363	35,435	671,681	251,724	0
Check Total	4,150,980	675,736	0	3,572,997	0	275,516	19,363	35,435	671,681	251,724	0

Copyright: Yanzhuang Inc., 2004

Program: ITC's EAST F3669 & EAST TTP

Prepared: ITC's Inc.

Telephone: 719-574-5120

Printed: 18-Apr-2006 11:05 AM

Section: 5
Interstate Part 69 Access Charge Output

Page: 3

Dec 31, 2005

South Central Rural Telephone Cooperative, Inc
NECA Fiscal Cost Study
Using An Average For The Period Rate Base
2005

MTIS	PL	Unaffd PayTels	Carrier ComLine	Base Factor	Equal Access	Local Switch	DaSurch	Common Transp	Special Access	Bill& Coll	Inter- Exchange
General Support Facilities											
2110-Gen Sup Fac - GPC	34,741	5,457	0	0	0	0	0	0	0	0	0
Distribution	0.864254	0.135746	0.000000	0.000000	0.000000	0.000000	0.000000	0.000000	0.000000	0.000000	0.000000
2110 Gen Sup Fac - excel GPC	2,342,977	367,863	0	2,219,910	0	96,438	0	25,729	367,863	1,000000	0
Distribution	0.864254	0.135746	0.000000	0.819173	0.000000	0.035587	0.000000	0.009494	0.135746	0.000000	0.000000
General Support Facilities	2,376,818	373,320	0	2,219,910	0	96,438	0	25,729	367,863	49,198	0
Distribution	0.864254	0.135746	0.000000	0.807200	0.000000	0.035067	0.000000	0.009355	0.133762	0.014617	0.000000
Central Office Equipment											
Equal Access Equipment	0	0	0	0	0	0	0	0	0	0	0
Distribution	0.000000	0.000000	0.000000	0.000000	0.000000	0.000000	0.000000	0.000000	0.000000	0.000000	0.000000
Cat 1 Operator Systems	0	0	0	0	0	0	0	0	0	0	0
Distribution	0.000000	0.000000	0.000000	0.000000	0.000000	0.000000	0.000000	0.000000	0.000000	0.000000	0.000000
Cat 2 Tandem Switching	0	0	0	0	0	0	0	0	0	0	0
Distribution	0.000000	0.000000	0.000000	0.000000	0.000000	0.000000	0.000000	0.000000	0.000000	0.000000	0.000000
Cat 3 Local Switching	1,047,043	0	0	0	0	1,047,043	0	0	0	0	0
Distribution	1.000000	0.000000	0.000000	0.000000	0.000000	1.000000	0.000000	0.000000	0.000000	0.000000	0.000000
Total COE Switching Equip	1,047,043	0	0	0	0	1,047,043	0	0	0	0	0
Distribution	1.000000	0.000000	0.000000	0.000000	0.000000	1.000000	0.000000	0.000000	0.000000	0.000000	0.000000
Cat 4 J1 Wideband DSL	0	3,396,215	0	0	0	0	0	0	3,396,215	0	0
Cat 4.11 Wideband Exchange	0	63,287	0	0	0	0	0	0	63,287	0	0
Cat 4.12 Exchange Trunk	0	0	0	0	0	0	0	0	0	0	0
Cat 4.13 Exchange Lines	6,836,743	47,563	0	6,836,743	0	0	0	0	47,563	0	0
Cat 4.21 Furn To Another Com	0	0	0	0	0	0	0	0	0	0	0
Cat 4.22 Wideband Interexch	0	0	0	0	0	0	0	0	0	0	0
Cat 4.23 Other Interexch	0	0	0	0	0	0	0	0	0	0	0
Cat 4.3 Host/Renote	6,728	0	0	0	0	0	0	6,728	0	0	0
Total COE Transmission Equip	6,843,471	3,507,066	0	6,836,743	0	0	0	6,728	3,507,066	0	0
Distribution	0.661171	0.338829	0.000000	0.650521	0.000000	0.000000	0.000000	0.000650	0.338829	0.000000	0.000000
Total Central Office Equip	7,890,514	3,507,066	0	6,836,743	0	1,047,043	0	6,728	3,507,066	0	0
Distribution	0.692297	0.307703	0.000000	0.599842	0.000000	0.091865	0.000000	0.000550	0.307703	0.000000	0.000000

South Central Rural Telephone Cooperative, Inc
NECA Final Cost Study 2005
Using An Average For The Period Rate Base

Section: 5
Interstate Part 69 Access Charge Output
Page: 5
Dec 31, 2005

Program: ITC's FAST P36/69 & FAST TYP
Prepared: ITC's Inc.
Telephone: 719-574-5120
Printed: 18-Apr-2006 11:05 AM

	MTS	PL	Limited Pay Tele	Carrier ConLine	Base Factor	Equal Access	Local Switch	DaSurch	Common Transpt	Special Access	Bill& Coll	Inter- Exchange
Non-2001 Rate Base												
2002 Plant Held For Fut Use	0	0	0	0	0	0	0	0	0	0	0	0
2003 Plant Under Const ST	1,074,668	168,795	0	0	1,017,339	0	44,196	0	11,791	168,584	1,554	0
2004 Plant Under Const LT	0	0	0	0	0	0	0	0	0	0	0	0
2005 Plant Acquisition Adj	0	0	0	0	0	0	0	0	0	0	0	0
1220 Material & Supplies	469,009	13,020	0	0	394,372	0	17,133	0	4,571	65,352	602	0
RTB Stock	41,603	6,534	0	0	39,384	0	1,711	0	456	6,526	60	0
Other Noncurrent Assets	0	0	0	0	0	0	0	0	0	0	0	0
Customer Deposits	-31,878	-5,007	0	0	-30,178	0	-1,311	0	-350	-5,001	-46	0
Cash Working Capital	95,967	10,657	0	0	87,234	0	3,790	0	1,011	14,456	133	0
Total Non 2001 Rate Base	1,649,369	193,999	0	0	1,508,151	0	65,518	0	17,479	249,917	2,303	0
Distribution	0.894758	0.105242	0.000000	0.000000	0.818150	0.000000	0.035542	0.000000	0.009482	0.135576	0.001249	0.000000
Accumulated Depreciation Reserve												
3100 General Support Facilities	-1,462,320	-229,682	0	0	-1,365,783	0	-59,333	0	-15,829	-226,325	-24,731	0
3100 Equal Access	0	0	0	0	0	0	0	0	0	0	0	0
3100 COE-Switching	-506,348	0	0	0	0	0	-506,348	0	0	0	0	0
3100 COE-Operating Systems	0	0	0	0	0	0	0	0	0	0	0	0
3100 COE-Transmission	-2,434,207	-1,247,455	0	0	-2,431,814	0	0	0	-2,393	-1,247,455	0	0
3100 Cable And Wire Facilities	-10,543,053	-292,687	0	0	-10,379,169	0	0	0	-163,884	-292,687	0	0
3200 Plant Held For Future Use	0	0	0	0	0	0	0	0	0	0	0	0
3400 Tangible Assets	0	0	0	0	0	0	0	0	0	0	0	0
3500 Intangible Assets	0	0	0	0	0	0	0	0	0	0	0	0
3600 Plant Acquisition Adjust	0	0	0	0	0	0	0	0	0	0	0	0
Tot Accum Depr And Amort	-14,945,928	-1,769,824	0	0	-14,176,766	0	-565,681	0	-182,186	-1,766,467	-24,731	0
Distribution	0.894122	0.105878	0.000000	0.000000	0.848108	0.000000	0.033841	0.000000	0.010894	0.105677	0.001480	0.000000
Check Total	0	0										
Accumulated Deferred Income Taxes												
4340 General Support Facilit	0	0	0	0	0	0	0	0	0	0	0	0
4340 COE-Switching	0	0	0	0	0	0	0	0	0	0	0	0
4340 COE-Operator Systems	0	0	0	0	0	0	0	0	0	0	0	0
4340 COE-Transmission	0	0	0	0	0	0	0	0	0	0	0	0
4340 Cable And Wire Facilities	0	0	0	0	0	0	0	0	0	0	0	0
4340 Plant Held For Future Use	0	0	0	0	0	0	0	0	0	0	0	0
4340 Tangible Assets	0	0	0	0	0	0	0	0	0	0	0	0
4340 Intangible Assets	0	0	0	0	0	0	0	0	0	0	0	0
4340 Plant Acquisition Adjust	0	0	0	0	0	0	0	0	0	0	0	0
4340 Unclassified	0	0	0	0	0	0	0	0	0	0	0	0
Tot Accum Deferred Inc Tax	0	0	0	0	0	0	0	0	0	0	0	0
Distribution	0.000000	0.000000	0.000000	0.000000	0.000000	0.000000	0.000000	0.000000	0.000000	0.000000	0.000000	0.000000
4310 Other Long Term Liabilities	-900,187	-103,926	0	0	-821,515	0	-35,689	0	-9,521	-136,134	-1,255	0

SEP-21-2006 THU 08:15 AM 62742738, 7375467

270 6788228

P. 07

Copyright: Yareestments Inc., 2004

South Central Rural Telephone Cooperative, Inc NECA Final Cost Study Using An Average For The Period Rate Base 2005											
Section: 5 Interstate Part 69 Access Charge Output Page: 6 Dec 31, 2005											
Program: ITC's FAST P36/69 & EAST TYP Prepared: ITC's Inc. Telephone: 719-574-5120 Printed: 18-Apr-2006 11:05 AM											
MTS	PL	Limited Pay/Tele	Carrier ComLine	Base Factor	Equal Access	Local Switch	DeSurch	Common Transpt	Special Access	Bill& CoIl	Inter-Exchange
Plant Specific/Non-Specific Operations Expenses											
235	37	0	0	223	0	10	0	3	37	0	0
89,277	14,022	0	0	83,383	0	3,622	0	966	13,818	1,510	0
38,185	16,972	0	0	0	0	55,157	0	0	0	0	0
0	0	0	0	0	0	0	0	0	0	0	0
129,963	57,764	0	0	123,998	0	0	0	122	63,608	0	0
463,597	12,870	0	0	456,390	0	0	0	7,206	12,870	0	0
721,257	101,666	0	0	663,994	0	58,789	0	8,297	90,332	1,510	0
Total Plant Spec Exp											
0	0	0	0	0	0	0	0	0	0	0	0
354,845	55,734	0	0	336,336	0	14,611	0	3,898	55,734	0	0
225,638	0	0	0	225,638	0	0	0	0	0	0	0
0	0	0	0	0	0	0	0	0	0	0	0
580,483	55,734	0	0	561,973	0	14,611	0	3,898	55,734	0	0
Total Plant Spec/Non-Spec Exp											
1,361,740	157,400	0	0	1,225,968	0	73,400	0	12,195	146,067	1,510	0
0.892128	0.107872	0.000000	0.000000	0.840199	0.000000	0.050304	0.000000	0.008338	0.100105	0.001035	0.000000
Account 6560 Depreciation & Amortization											
59,379	9,327	0	0	55,459	0	2,409	0	643	9,190	1,004	0
0	0	0	0	0	0	0	0	0	0	0	0
165,380	0	0	0	0	0	165,380	0	0	0	0	0
0	0	0	0	0	0	0	0	0	0	0	0
801,755	410,874	0	0	800,967	0	0	0	788	410,874	0	0
940,634	26,113	0	0	926,013	0	0	0	14,621	26,113	0	0
0	0	0	0	0	0	0	0	0	0	0	0
0	0	0	0	0	0	0	0	0	0	0	0
0	0	0	0	0	0	0	0	0	0	0	0
0	0	0	0	0	0	0	0	0	0	0	0
1,967,148	446,314	0	0	1,762,438	0	167,789	0	16,832	446,178	1,004	0
0.815073	0.184927	0.000000	0.000000	0.738540	0.000000	0.069322	0.000000	0.006651	0.184870	0.000416	0.000000
Total 6560 Depr And Amort Exp											
Distribution											

Section: 5	Inter-	BillE	Special	Common	Transpt	Access	Local	Switch	Switch	Factor	Carrier	Pay Tele	PL	MTS
Inter-	Exchange	Exchange	Access	Transpt	Access	Local	Switch	Switch	Factor	Carrier	Carrier	Pay Tele	PL	MTS
6610 Marketing Expense	0	2	257	18	0	67	0	0	1,550	0	0	0	0	1,894
6620 Telephone Oper Svc Exp	0	0	0	0	0	0	0	0	0	0	0	0	0	0
6620 Classified Directory Exp	0	0	0	0	0	0	0	0	0	0	0	0	0	0
6620 Alpha Directory Exp	0	0	0	0	0	0	0	0	0	0	0	0	0	14,527
6620 Foreign Directory	0	0	0	0	0	0	0	0	0	0	0	0	0	14,527
Total	0	0	0	0	0	0	0	0	0	0	0	0	0	14,527
6620 Cat 1.1 End User Svp	0	0	0	0	0	0	0	0	0	0	0	0	0	0
6620 Cat 1.1 Resubscription SOP	0	0	0	0	0	0	0	0	0	0	0	0	0	17,479
6620 Cat 1.1 Dir Advertising SOP	0	0	0	0	0	0	0	0	0	0	0	0	0	0
6620 Cat 1.2 End User P&C	0	0	0	0	0	0	0	0	0	0	0	0	0	95,861
6620 Cat 1.2 Dir Advertising P&C	0	0	0	0	0	0	0	0	0	0	0	0	0	0
6620 Cat 1.3 End User B&C Inq	0	0	0	0	0	0	0	0	0	0	0	0	0	21,868
6620 Cat 1.3 Directory Adver	0	0	0	0	0	0	0	0	0	0	0	0	0	0
6620 Cat 1.4 B&C Serv Order	0	0	0	0	0	0	0	0	0	0	0	0	0	0
6620 Cat 1.5 IXC P&C	0	0	0	0	0	0	0	0	0	0	0	0	0	0
6620 Cat 1.5 Bill & Coll P&C	0	0	0	0	0	0	0	0	0	0	0	0	0	0
6620 Cat 1.5 IXC Billing Inq	0	0	0	0	0	0	0	0	0	0	0	0	0	3,017
6620 Cat 1.6 IXC Billing Inq	0	0	0	0	0	0	0	0	0	0	0	0	0	0
6620 Cat 1.6 Bill & Coll	0	0	0	0	0	0	0	0	0	0	0	0	0	0
6620 Cat 1.7 Coin Collect & Adm	0	0	0	0	0	0	0	0	0	0	0	0	0	0
6620 Total Category 1 Expense	0	0	0	0	0	0	0	0	0	0	0	0	0	138,226
6620 Message Toll Ticket Proc	0	0	0	0	0	0	0	0	0	0	0	0	0	3,000
6620 Other B&C Expense	0	0	0	0	0	0	0	0	0	0	0	0	0	65,713
6620 Carrier Access B&C Exp	0	0	0	0	0	0	0	0	0	0	0	0	0	7,358
6620 End User B&C Exp	0	0	0	0	0	0	0	0	0	0	0	0	0	11,735
6620 Total Cat 2 Expense	0	0	0	0	0	0	0	0	0	0	0	0	0	97,806
Distribution	0	0	0	0	0	0	0	0	0	0	0	0	0	1,000,000
6620 Total 69.404-69.407 Exp	0	0	0	0	0	0	0	0	0	0	0	0	0	240,559
Distribution	0	0	0	0	0	0	0	0	0	0	0	0	0	1,000,000
6620 Cat 3 Other Services	0	0	0	0	0	0	0	0	0	0	0	0	0	12,541
Total Customer Oper Expenses	0	0	0	0	0	0	0	0	0	0	0	0	0	254,994
Distribution	0	0	0	0	0	0	0	0	0	0	0	0	0	1,000,000
6620 Total 69.404-69.407 Exp	0	0	0	0	0	0	0	0	0	0	0	0	0	240,559
Distribution	0	0	0	0	0	0	0	0	0	0	0	0	0	1,000,000
6620 Cat 3 Other Services	0	0	0	0	0	0	0	0	0	0	0	0	0	12,541
Total Customer Oper Expenses	0	0	0	0	0	0	0	0	0	0	0	0	0	254,994
Distribution	0	0	0	0	0	0	0	0	0	0	0	0	0	1,000,000
6620 Total 69.404-69.407 Exp	0	0	0	0	0	0	0	0	0	0	0	0	0	240,559
Distribution	0	0	0	0	0	0	0	0	0	0	0	0	0	1,000,000
6620 Cat 3 Other Services	0	0	0	0	0	0	0	0	0	0	0	0	0	12,541
Total Customer Oper Expenses	0	0	0	0	0	0	0	0	0	0	0	0	0	254,994

South Central Rural Telephone Cooperative, Inc
 2005
 NBCA Final Cost Study
 Using An Average For The Period Rate Base
 Section: 5
 Interstate Part 69 Access Charge Output
 Page: 7
 Dec 31, 2005
 Prepared: TTC's Inc.
 Telephone: 719-574-5120
 Printed: 18-Apr-2006 11:05 AM

South Central Rural Telephone Cooperative, Inc
 NECA Final Cost Study 2005
 Using An Average For The Period Rate Base

Section: 5
 Interstate Part 69 Access Charge Output
 Page: 8
 Dec 31, 2005

Program: *ITC's FAST P36/69& FAST TYP*
 Prepared: ITC's Inc.
 Telephone: 719-574-5120
 Printed: 18-Apr-2006 11:05 AM

	MTS	PL	Limited Pay Tele	Carrier Com Line	Base Factor	Equal Access	Local Switch	DaSurch	Common Transpt	Special Access	Bill& Coll	Inter- Exchange
Big Three Expense	1,556,734	157,400	0	0	1,257,295	0	78,254	15,285	13,490	152,135	197,675	0
Distribution	0.908175	0.091825	0.000000	0.000000	0.733487	0.000000	0.045652	0.008917	0.007870	0.088753	0.115321	0.000000
Big Three Expenses for GPC	1,492,290	143,341	0	0	1,154,096	0	71,216	14,527	11,613	137,735	186,443	0
Distribution	0.909027	0.090973	0.000000	0.000000	0.732466	0.000000	0.045198	0.009220	0.007370	0.087416	0.118329	0.000000
Corporate Operations Expense												
6710 Other	92,750	10,708	0	0	75,885	0	4,723	923	814	9,182	11,931	0
6710 Extended Area Service	0	0	0	0	0	0	0	0	0	0	0	0
6720 Other	325,233	28,667	0	0	259,581	0	16,156	3,156	2,785	31,410	40,812	0
6720 Extended Area Service	0	0	0	0	0	0	0	0	0	0	0	0
6720 Equal Access	0	0	0	0	0	0	0	0	0	0	0	0
Tot Corporate Oper Expense	417,983	39,375	0	0	335,466	0	20,879	4,078	3,599	40,592	52,743	0
Distribution	0.913908	0.086092	0.000000	0.000000	0.733487	0.000000	0.045652	0.008917	0.007870	0.088753	0.115321	0.000000
Account 7200 Operating Taxes												
7200 Property Taxes	200,548	31,499	0	0	189,850	0	8,248	0	2,200	31,460	290	0
7200 Gross Receipt Taxes	0	0	0	0	0	0	0	0	0	0	0	0
7200 Other Operating Taxes	0	0	0	0	0	0	0	0	0	0	0	0
7100 Trans For Foreign Cur	0	0	0	0	0	0	0	0	0	0	0	0
7100 Other	0	0	0	0	0	0	0	0	0	0	0	0
7300 Funds Used Dur Const	0	0	0	0	0	0	0	0	0	0	0	0
7300 Contributions And Fees	5,268	496	0	0	4,716	0	205	0	55	781	7	0
7500 Capital Lease Interest	0	0	0	0	0	0	0	0	0	0	0	0
7540 Int On Cust Deposits	3,299	651	0	0	3,232	0	140	0	37	536	5	0
7600 Extraordinary Items	0	0	0	0	0	0	0	0	0	0	0	0
7900 Inc Eff Juris Rate Dif	0	0	0	0	0	0	0	0	0	0	0	0
Total 7000 Accounts	209,115	32,647	0	0	197,798	0	8,593	0	2,292	32,777	302	0
Distribution	0.864961	0.135039	0.000000	0.000000	0.818150	0.000000	0.035542	0.000000	0.009482	0.135576	0.001249	0.000000
Grand Total Expenses	4,150,980	675,736	0	0	3,572,997	0	275,516	19,363	35,435	671,681	251,724	0
Check Total	4,150,980	675,736										
Check Total	4,826,716											
Check Total	4,826,716											

Copyright: Yencovments Inc., 2004

Program: ITC's FAST P36699 & FAST ITP

Prepared: ITC's Inc.

Telephone: 719-574-5120

Printed: 18-Apr-2006 11:05 AM

Section: 5

Intrastate Part 69 Access Charge Output

Page: 9

Dec 31, 2005

South Central Rural Telephone Cooperative, Inc

NECA Final Cost Study 2005

Using An Average For The Period Rate Base

	MTS	PL	Limited Pay Tele	Carrier Com Line	Base Factor	Equal Access	Local Switch	Da Surch	Common Transprt	Special Access	Bill& Cell	Inter-Exchange
Allocation Factors												
WTD Standard Work Seconds	0	0	0	0	0	0	0	0	0	0	0	0
Equip Wideband Exchange	0	113	0	0	0	0	0	0	0	113	0	0
Equip Exchange Trunks	0	0	0	0	0	0	0	0	0	0	0	0
Equip Exchange Lines	7,043	49	0	0	7,043	0	0	0	0	49	0	0
Equip Furn Another Company	76	0	0	0	0	0	0	0	0	0	0	76
Equip Wideband Interexchange	0	113	0	0	0	0	0	0	0	113	0	0
Equip Circuit Terms	1,209	25	0	0	0	0	0	0	1,209	25	0	0
Equip Circuit Miles	6,964	203	0	0	0	0	0	0	6,964	203	0	0
Equip Host/Remote MOU	4	0	0	0	0	0	0	0	4	0	0	0
1.1 End User SOP Contracts	0	0	0	0	0	0	0	0	0	0	0	0
1.2 End User Pay And Coll Rev	5,161,105	0	0	0	0	0	0	0	0	0	5,161,105	0
1.3 End User Billing Contacts	5,161,105	0	0	0	0	0	0	0	0	0	5,161,105	0

INDEX TO DETAIL PART 69 ALLOCATION FORMS

DESCRIPTION	SCHEDULE
REVENUE REQUIREMENT SUMMARY BY PRIMARY ELEMENT	SUM1
REVENUE REQUIREMENT SUMMARY, INCOME TAXES	A-1
SUMMARY OF TELEPHONE PLANT AND RESERVES	A-2
GEN SUPPORT FACILITIES AND MISC PLANT ALLOCATION	A-3
OPERATOR SYSTEMS AND SWITCHING EQUIPMENT	A-41
CENTRAL OFFICE TRANSMISSION EQUIPMENT	A-42
INFORMATION ORIG/TERM AND CABLE AND WIRE FACILITIES	A-5
OTHER TELECOMMUNICATIONS PLANT ALLOCATION	A-6
ACCUM DEPRECIATION, AMORT & DEFERRED INCOME TAXES	A-7
SUMMARY OF OPERATING EXP AND TAX AND MISC TAX ITEMS	A-8
PLANT SPECIFIC EXPENSE ALLOCATION	A-9
PLANT NONSPECIFIC EXPENSE ALLOCATION	A-10
CUSTOMER OPERATIONS EXPENSE ALLOCATION	A-11
CORPORATE OPERATIONS EXPENSE ALLOCATION	A-12
JOINT USE FACILITIES ALLOCATION RATIOS	AL-1
TAX SCHEDULE	TAX-1
POOL REPORTING SUMMARY	SCH-1

Logan Telephone Coop, Inc. - 10/1/2006
304413

PLANT GR - Total Expense

71 JUNECS

REVENUE REQUIREMENT SUMMARY BY PRIMARY ELEMENT

LN	AC	DESCRIPTION	TOTAL COMPANY	TOTAL COUNCIL WIRE	LIMITED PAY	PUBLIC INTEREST PAY	INSIDE WIRE	ORE	GRP	SWITCHED ACCESS	SPECIAL ACCESS	BUILDING & COLLECTING	IN CATEGORY
1		GENERAL SUPPORT FACILITIES	1390,848	925,789	0	0	0	0	925,789	313,136	126,478	8,406	0
2		CENTRAL OFFICE SWITCHING	1,984,326	0	0	0	0	0	0	1,984,385	0	0	0
3		CENTRAL OFFICE SWITCHING	1,984,326	0	0	0	0	0	0	0	0	0	0
4		INFORMATION TRANSMISSION	678,222	0	0	0	0	0	678,222	182,989	847,890	0	0
5		INFORMATION TRANSMISSION	678,222	0	0	0	0	0	0	0	0	0	0
6		CABLE AND WIRE FACILITIES	4,472,501	6,889,871	0	0	0	0	6,889,871	241,426	142,284	0	0
7		TRAVELING ASSETS	0	789	0	0	0	0	789	287	115	1	0
8		TRAVELING ASSETS	0	789	0	0	0	0	789	287	115	1	0
9		TOTAL PLANT IN SERVICE	11,432,866	7,692,821	0	0	0	0	7,692,821	2,801,901	1,126,107	6,437	0
10		PLANT UNDER CONSTRUCTION	0	0	0	0	0	0	0	0	0	0	0
11		RESERVED FOR FUTURE USE	24,327	16,397	0	0	0	0	16,397	5,946	2,600	14	0
12		TELEPHONE PLANT ADJUSTMENT	0	0	0	0	0	0	0	0	0	0	0
13		TOTAL PROPERTY, PLANT & EQUIP	11,457,193	7,709,218	0	0	0	0	7,709,218	2,807,447	1,128,705	6,451	0
14		ACCOUNT DEPRECIATION - PLANT IN SERVICE	1,784,189	2,297,184	0	0	0	0	2,297,184	1,224,756	584,731	2,247	0
15		ACCOUNT DEPRECIATION - FUTURE USE	0	0	0	0	0	0	0	0	0	0	0
16		ACCOUNT DEPRECIATION - TRAVELING PROPERTY	0	0	0	0	0	0	0	0	0	0	0
17		ACCOUNT DEPRECIATION - TRAVELING PROPERTY	0	0	0	0	0	0	0	0	0	0	0
18		ACCOUNT DEPRECIATION - TEL PLANT TAX	0	0	0	0	0	0	0	0	0	0	0
19		OTHER UTILITY - POST NET BENEFITS	37,262	254,471	0	0	0	0	254,471	88,071	37,228	213	0
20		OPERATING DEFERRED INCOME TAX	0	0	0	0	0	0	0	0	0	0	0
21		OTHER DEFERRED CREDITS - NET	0	0	0	0	0	0	0	0	0	0	0
22		CUSTOMER DEBITS	16,814	11,307	0	0	0	0	11,307	3,481	1,695	10	0
23		NET TELEPHONE PLANT	8,267,429	4,471,636	0	0	0	0	4,471,636	1,291,799	494,470	3,981	0
24		MATERIALS AND SUPPLIES	47,261	32,012	0	0	0	0	32,012	10,827	4,684	27	0
25		RTR STOCK	194,145	122,048	0	0	0	0	122,048	44,853	19,323	110	0
26		NONACQUIRMENT ASSETS - POST NET BENEFITS	0	0	0	0	0	0	0	0	0	0	0
27		EQUAL ACCESS EQUIPMENT	0	0	0	0	0	0	0	0	0	0	0
28		OTHER JURISDICTIONAL ASSETS	0	0	0	0	0	0	0	0	0	0	0
29		CASH WORKING CAPITAL	31,269	34,982	0	0	0	0	34,982	11,697	5,081	28	0
30		NET WORKING CAPITAL	8,584,971	4,689,049	0	0	0	0	4,689,049	1,308,950	524,329	4,147	0
31		NET TEL PLANT, MAIS & WORKING CAPITAL	734,249	523,089	0	0	0	0	523,089	142,118	58,587	469	0
32		RETURN ON INVESTMENT FOR SETTLEMENTS	398,663	171,297	0	0	0	0	171,297	142,453	23,775	319	0
33		PLANT NON SPECIFIC EXPENSES EXCL. DEPR	172,029	143,260	0	0	0	0	143,260	71,407	9,282	0	0
34		DEPRECIATION & AMORTIZATION	720,185	484,170	0	0	0	0	484,170	1,872,816	1,073,948	277	0
35		MARKETING EXPENSE	16,627	10,527	0	0	0	0	10,527	3,553	1,540	9	0
36		OTHER CUSTOMER OPERATIONS EXPENSES	124,214	24,888	0	0	0	0	24,888	34,394	12,085	41,704	0
37		CORPORATE OPERATIONS EXPENSES	20,053	17,321	0	0	0	0	17,321	10,104	23,086	21,098	0
38		EQUAL ACCESS EXPENSE	0	54,785	0	0	0	0	54,785	18,539	8,017	48	0
39		OTHER OPERATING TAXES	0	0	0	0	0	0	0	0	0	0	0
40		GROSS RECEIPTS TAX	0	2,081	0	0	0	0	2,081	556	-494	-1	0
41		UNCOLLECTIBLES/REVENUES	3,194	704	0	0	0	0	704	226	103	13	0
42		NON OPERATING EXPENSE	1,294,126	1,007,418	0	0	0	0	1,007,418	1,684,256	216,432	83,370	0
43		SUBTOTAL OPERATING EXPENSE	1,841,109	1,207,418	0	0	0	0	1,207,418	488,228	215,512	0	0
44		STATE INCOME TAX - NET OF FIC	0	0	0	0	0	0	0	0	0	0	0
45		SUBTOTAL OPERATING EXPENSE & TAX	1,841,109	1,207,418	0	0	0	0	1,207,418	488,228	215,512	0	0
46		FEDERAL INCOME TAX - NET OF FIC	0	0	0	0	0	0	0	0	0	0	0
47		REVALUATION OF INTERSTATE ACCESS COSTS	0	154,999	0	0	0	0	154,999	-159,947	14,648	0	0
48		TOTAL REVENUE REQUIREMENT	2,975,268	1,773,516	0	0	0	0	1,773,516	1,163,904	288,927	63,934	0
49		% DISTRIBUTION	100.0000%	64.8727%	0.0000%	0.0000%	0.0000%	0.0000%	64.8727%	18.294%	31.2189%	2.1787%	1.4204%
50													

CV: G:\logant\Com\Std\backlog\2006\Support...Logan Plant to RADIOTECH...
PV: G:\logant\Com\Std...Year End 2004 Input File v\logos\CPX_0104.xls

PREPARED BY INFORMATION

© 2006 TeleInfoSystems, Inc. 4/02/06

4-1, 1 of 1 SUMMARY OF REVENUE REQUIREMENT BY ACCESS ELEMENT

LN	ACC	DESCRIPTION	TOTAL	SOURCE	LIMITED TAX	COLUMN LINE	LOCAL SWITCHING	SS7	INFO	TRAFFIC SENSITIVE		TAXED SWITCHED TRAFFIC		SPECIAL ACCESS		TOTAL	
										CREATOR	TRANSFER	SWITCHING	TERM	SWITCHING	TERM		CHANNEL
1		NET INVESTMENT FOR SETTLEMENTS	\$584,491	A-2, LN 34	0	4,593,819	1,852,015	0	0	11,2500%	11,2500%	0	0	0	0	0	1,147
2		RATE OF RETURN	11,2500%	LN 1, LN 2	0	11,2500%	11,2500%	0	0	0	0	11,2500%	11,2500%	11,2500%	11,2500%	11,2500%	11,2500%
3		RETURN ON INVESTMENT	17,765	LN 1, LN 2	0	523,559	122,559	0	0	0	0	0	0	0	0	0	487
4		ALLOW FOR RAYS USED DURING CONSTR	3,358	LN 1, LN 2	0	225	81	0	0	0	0	0	0	0	0	0	10
5		NET RETURN FOR SETTLEMENTS	74,229	LN 1, LN 2	0	523,559	122,227	0	0	0	0	0	0	0	0	0	2,210
6		FEDERAL INCOME TAX	0	LN 1, LN 2	0	0	0	0	0	0	0	0	0	0	0	0	0
7		FEDERAL INCOME TAX	0	LN 1, LN 2	0	0	0	0	0	0	0	0	0	0	0	0	0
8		FEDERAL INCOME TAX	0	LN 1, LN 2	0	0	0	0	0	0	0	0	0	0	0	0	0
9		LESS: FEDERAL ITC AMORTIZATION	0	LN 1, LN 2	0	0	0	0	0	0	0	0	0	0	0	0	0
10		NET STATE AND LOCAL INCOME TAX	0	LN 1, LN 2	0	0	0	0	0	0	0	0	0	0	0	0	0
11		STATE ITC AMORTIZATION	0	LN 1, LN 2	0	0	0	0	0	0	0	0	0	0	0	0	0
12		NET STATE AND LOCAL INCOME TAX	0	LN 1, LN 2	0	0	0	0	0	0	0	0	0	0	0	0	0
13		OPERATING EXPENSE & OTHER TAXES	1,941,428	LN 1, LN 2	0	1,941,428	428,511	0	0	1,512%	1,512%	0	0	0	0	0	99,549
14		OPERATING EXPENSE	92	LN 1, LN 2	0	15	4	0	0	0	0	0	0	0	0	0	0
15		OPERATING EXPENSE	2,578,338	LN 1, LN 2	0	1,960,517	590,153	0	0	1,641%	1,641%	0	0	0	0	0	106,414
16		OPERATING EXPENSE	0	LN 1, LN 2	0	0	0	0	0	0	0	0	0	0	0	0	0
17		OPERATING EXPENSE	0	LN 1, LN 2	0	0	0	0	0	0	0	0	0	0	0	0	0
18		OPERATING EXPENSE	2,578,338	LN 1, LN 2	0	1,960,517	590,153	0	0	1,641%	1,641%	0	0	0	0	0	106,414
19		OPERATING EXPENSE	0	LN 1, LN 2	0	0	0	0	0	0	0	0	0	0	0	0	0
20		OPERATING EXPENSE	0	LN 1, LN 2	0	0	0	0	0	0	0	0	0	0	0	0	0
21		OPERATING EXPENSE	2,578,338	LN 1, LN 2	0	1,960,517	590,153	0	0	1,641%	1,641%	0	0	0	0	0	106,414
22		OPERATING EXPENSE	100,000%	LN 1, LN 2	0	1,715,518	8,988	0	0	1,728%	1,728%	0	0	0	0	0	100,414
23		OPERATING EXPENSE	100,000%	LN 1, LN 2	0	52,6127%	18,0222%	0	0	0,0000%	0,0000%	0	0	0	0	0	2,5827%

LN	ACC	DESCRIPTION	TOTAL	SOURCE	LIMITED TAX	COLUMN LINE	LOCAL SWITCHING	SS7	INFO	TRAFFIC SENSITIVE	TAXED SWITCHED TRAFFIC	SPECIAL ACCESS	TOTAL
24		OPTIONAL GROSS UP INCOME TAX CALCULATION	727,605	LN 3	0	526,338	172,338	0	0	0	0	0	0
25		RETURN ON INVESTMENT	175,647	A-1,2, LN 16	0	118,812	32,551	0	0	0	0	0	0
26		OTHER INCOME ADJUSTMENTS	0	A-1,2, LN 21	0	0	0	0	0	0	0	0	0
27		TOTAL INCOME ADJUSTMENTS	175,647	LN 25, LN 26	0	118,812	32,551	0	0	0	0	0	0
28		RETURN LESS INCOME TAX	591,759	LN 25, LN 26	0	406,975	90,307	0	0	0	0	0	0
29		FEDERAL ITC AMORTIZATION	591,759	A-1,2, LN 23	0	406,975	90,307	0	0	0	0	0	0
30		FEDERAL TAXABLE INCOME	591,758	LN 31- FTR	0	406,975	90,307	0	0	0	0	0	0
31		FEDERAL INCOME TAX	0	LN 30	0	0	0	0	0	0	0	0	0
32		FEDERAL SURTAX TAX AMOUNT	0	LN 32, LN 24	0	0	0	0	0	0	0	0	0
33		NET FEDERAL TAX BEFORE ITC AMORT	0	LN 30, LN 31, LN 32	0	0	0	0	0	0	0	0	0
34		STATE ITC AMORTIZATION	591,758	A-1,2, LN 24	0	406,975	90,307	0	0	0	0	0	0
35		STATE TAXABLE INCOME	591,758	LN 37- STR	0	406,975	90,307	0	0	0	0	0	0
36		STATE INCOME TAX	0	LN 38	0	0	0	0	0	0	0	0	0
37		STATE SURTAX TAX AMOUNT	0	LN 38	0	0	0	0	0	0	0	0	0
38		NET STATE INCOME TAX BEFORE ITC AMORT	0	LN 38	0	0	0	0	0	0	0	0	0
39		FEDERAL TAX AT MAXIMUM RATE	202,455	LN 19	0	219,140	48,407	0	0	0	0	0	0
40		NONFEDERAL INCOME ADJUSTMENT FOR FIT	591,759	LN 19	0	406,975	90,307	0	0	0	0	0	0
41		BASIS FOR ALLOCATION OF IS TC REVENUES	747,944	LN 19	0	1,592,517	530,713	0	0	1,541%	1,541%	0	0
42		FEDERAL SURTAX LOCAL SWITCHING S/PFCRT	-37,225	LN 19	0	-37,225	-37,225	0	0	0	0	0	0
43		ALLOCATION OF LOCAL SVLW PORT COSTS	0	LN 19	0	0	0	0	0	0	0	0	0
44		INTERSTATE TIC REVENUE	1,952,785	LN 49	0	1,551,497	165,548	0	0	1,541%	1,541%	0	0
45		BASIS FOR TIC REVENUE ALLOCATION	100,000%	LN 49	0	17,8559%	8,294%	0	0	0,0000%	0,0000%	0	0
46		% DISTRIBUTION	107,555	LN 49	0	8,294%	8,294%	0	0	0,0000%	0,0000%	0	0
47		INTERSTATE TIC REVENUE REALLOCATION											
48													
49													

CP: 6/15/2005 10:00:00 AM 2005/09/26 14:36:36 Logon Part 64 06/27/06 377-G:\logon\cp\shl\1199 End 8001 Input File #12005 CP_X_010.31

PROPRIETARY INFORMATION

© 2005 TelecoSystems, Inc. 01/02/05

A-2, 1 of 1

SUMMARY OF TELEPHONE PLANT AND SERVICES

A-2, 1 of 1

LN	AC	DESCRIPTION	TOTAL COMPANY	SOURCE	COLLUSION LINE	LIMITED PAY	COMMON LINE	LOCAL SWITCHING	SST	INFO	TRAFFIC SENSITIVE		TRAFFIC SWITCHED TRAFFIC		SPECIAL ACCESS		TOTAL				
											OPERATOR	TRANSFER	BNA	SWITCHING	TERM	FACILITY		CHANNEL TERM	CHANNEL W/FARE FACILITY	NON-ACCESS	
1	2110	NET INVESTMENT SUMMARY	1,362,948	A-3-LN 12	0	0	925,198	254,582	0	0	0	0	0	3,279	22,281	23,004	80,439	51,050	3,192	6,438	
2	2210	CENTRAL OFFICE SWITCHING	1,884,385	A-4-LN 21+25	0	0	0	1,884,385	0	0	0	0	0	0	0	0	0	474,719	371,063	0	0
3	2230	OPERATOR SYSTEMS	0	A-4-LN 41	0	0	0	0	0	0	0	0	0	0	0	0	0	0	0	0	0
4	2250	CENTRAL OFFICE TRANSMISSION	1,884,751	A-4-LN 41	0	0	0	0	0	0	0	0	0	0	0	0	0	0	0	0	0
5	2310	INFORMATION SYSTEMS	0	A-5-LN 10	0	0	0	0	0	0	0	0	0	0	0	0	0	0	0	0	0
6	2310	CABLE AND WIRE FACILITIES	8,473,501	A-5-LN 21	0	0	0	0	0	0	0	0	0	0	0	0	0	0	0	0	0
7	2320	WIRELESS ASSETS	1,171	A-5-LN 22	0	0	0	0	0	0	0	0	0	0	0	0	0	0	0	0	0
8	2330	WIRELESS ASSETS	11,425,656	A-5-LN 23	0	0	0	0	0	0	0	0	0	0	0	0	0	0	0	0	0
9	2330	WIRELESS ASSETS	100,000,000	A-5-LN 23	0	0	0	0	0	0	0	0	0	0	0	0	0	0	0	0	0
10	2330	WIRELESS ASSETS	100,000,000	A-5-LN 23	0	0	0	0	0	0	0	0	0	0	0	0	0	0	0	0	0
11	2330	WIRELESS ASSETS	100,000,000	A-5-LN 23	0	0	0	0	0	0	0	0	0	0	0	0	0	0	0	0	0
12	2330	WIRELESS ASSETS	100,000,000	A-5-LN 23	0	0	0	0	0	0	0	0	0	0	0	0	0	0	0	0	0
13	2330	WIRELESS ASSETS	100,000,000	A-5-LN 23	0	0	0	0	0	0	0	0	0	0	0	0	0	0	0	0	0
14	2330	WIRELESS ASSETS	100,000,000	A-5-LN 23	0	0	0	0	0	0	0	0	0	0	0	0	0	0	0	0	0
15	2330	WIRELESS ASSETS	100,000,000	A-5-LN 23	0	0	0	0	0	0	0	0	0	0	0	0	0	0	0	0	0
16	2330	WIRELESS ASSETS	100,000,000	A-5-LN 23	0	0	0	0	0	0	0	0	0	0	0	0	0	0	0	0	0
17	2330	WIRELESS ASSETS	100,000,000	A-5-LN 23	0	0	0	0	0	0	0	0	0	0	0	0	0	0	0	0	0
18	2330	WIRELESS ASSETS	100,000,000	A-5-LN 23	0	0	0	0	0	0	0	0	0	0	0	0	0	0	0	0	0
19	2330	WIRELESS ASSETS	100,000,000	A-5-LN 23	0	0	0	0	0	0	0	0	0	0	0	0	0	0	0	0	0
20	2330	WIRELESS ASSETS	100,000,000	A-5-LN 23	0	0	0	0	0	0	0	0	0	0	0	0	0	0	0	0	0
21	2330	WIRELESS ASSETS	100,000,000	A-5-LN 23	0	0	0	0	0	0	0	0	0	0	0	0	0	0	0	0	0
22	2330	WIRELESS ASSETS	100,000,000	A-5-LN 23	0	0	0	0	0	0	0	0	0	0	0	0	0	0	0	0	0
23	2330	WIRELESS ASSETS	100,000,000	A-5-LN 23	0	0	0	0	0	0	0	0	0	0	0	0	0	0	0	0	0
24	2330	WIRELESS ASSETS	100,000,000	A-5-LN 23	0	0	0	0	0	0	0	0	0	0	0	0	0	0	0	0	0
25	2330	WIRELESS ASSETS	100,000,000	A-5-LN 23	0	0	0	0	0	0	0	0	0	0	0	0	0	0	0	0	0
26	2330	WIRELESS ASSETS	100,000,000	A-5-LN 23	0	0	0	0	0	0	0	0	0	0	0	0	0	0	0	0	0
27	2330	WIRELESS ASSETS	100,000,000	A-5-LN 23	0	0	0	0	0	0	0	0	0	0	0	0	0	0	0	0	0
28	2330	WIRELESS ASSETS	100,000,000	A-5-LN 23	0	0	0	0	0	0	0	0	0	0	0	0	0	0	0	0	0
29	2330	WIRELESS ASSETS	100,000,000	A-5-LN 23	0	0	0	0	0	0	0	0	0	0	0	0	0	0	0	0	0
30	2330	WIRELESS ASSETS	100,000,000	A-5-LN 23	0	0	0	0	0	0	0	0	0	0	0	0	0	0	0	0	0
31	2330	WIRELESS ASSETS	100,000,000	A-5-LN 23	0	0	0	0	0	0	0	0	0	0	0	0	0	0	0	0	0
32	2330	WIRELESS ASSETS	100,000,000	A-5-LN 23	0	0	0	0	0	0	0	0	0	0	0	0	0	0	0	0	0
33	2330	WIRELESS ASSETS	100,000,000	A-5-LN 23	0	0	0	0	0	0	0	0	0	0	0	0	0	0	0	0	0
34	2330	WIRELESS ASSETS	100,000,000	A-5-LN 23	0	0	0	0	0	0	0	0	0	0	0	0	0	0	0	0	0
35	2330	WIRELESS ASSETS	100,000,000	A-5-LN 23	0	0	0	0	0	0	0	0	0	0	0	0	0	0	0	0	0

CT: C:\logantel\Coop\Subtotal\2005\report...
 PT: S:\logantel\Coop\Subtotal\2005\input\file\w\report\05\1\0505

---PROPRIETARY INFORMATION---

© 2005 TeleSonic Systems, Inc. (A-102 19)

A-3, 1 of 1

GENERAL SUPPORT FACILITIES AND MISCELLANEOUS PLANT ALLOCATION

A-3, 1 of 1

LN	ACC	DESCRIPTION	TOTAL COMPANY	SOURCE	COMMON LINE		TRAFFIC SENSITIVE					SPECIAL ACCESS			TOTAL NON ACCESS			
					LIMITED PAY	COMMON LINE	LOCAL SWITCHING	SS7	INFO	OPERATOR TRANSFER	BNA	TANDEN SWITCHED	TRANSPORT	FACILITY		CHANNEL TERM	CHANNEL MILEAGE	FACILITY
1		BASIS FOR GENERAL SUPPORT FACILITIES																
2		BIG THREE EXPENSE EXCL GENERAL SUPPORT % DISTRIBUTION	543,798 100.0000%		0 0.0000%	269,769 49.6117%	155,843 28.6787%	0 0.0000%	1,091 0.1987%	0 0.0000%	0 0.0000%	2,009 0.3694%	6,069 1.1180%	9,404 1.7318%	22,130 4.0694%	13,916 2.5593%	1,140 0.2096%	82,338 11.4534%
3		CENTRAL OFFICE EQUIPMENT	3,571,146	A-4, LN 42	0	678,223	1,860,421	0	0	0	0	22,963	162,688		474,763	373,086		0
4		INFORMATION CARRIER	0	A-5, LN 10	0	0	0	0	0	0	0	0	0	0	0	0	0	0
5		CABLE & WIRE FACILITIES	6,473,501	A-6, LN 21	0	6,089,311	0	0	0	0	0	0	0	241,426	113,090	0	29,174	0
6		TOTAL	10,014,847		0	6,769,035	1,860,421	0	0	0	0	23,963	162,688	241,426	587,853	373,086	29,174	0
7		% DISTRIBUTION	100.0000%		0.0000%	67.5596%	18.5215%	0.0000%	0.0000%	0.0000%	0.0000%	0.2306%	1.6197%	2.4035%	5.8524%	3.7143%	0.2904%	0.0000%
8		2110 GENERAL SUPPORT ASSETS																
9		ALLOCATED TO B&C BASED ON BIG THREE EXP	6,438	DIRECT														6,438
10		ALLOCATED BASED ON BIG THREE INVESTMENT	1,374,412	LN 7	0	925,798	254,562	0	0	0	0	3,279	22,291	33,034	10,436	51,060	3,892	0
11		BILLING NAME & ADDRESS (BNA)	0	DIRECT														0
12		DIRECT NON ACCESS	0	DIRECT														0
13		TOTAL GENERAL SUPPORT ASSETS % DISTRIBUTION	1,380,849 100.0000%		0 0.0000%	925,798 67.0468%	254,562 18.4382%	0 0.0000%	0 0.0000%	0 0.0000%	0 0.0000%	3,279 0.2375%	22,291 1.6121%	33,034 2.3923%	10,436 0.7521%	51,060 3.6970%	3,892 0.2811%	6,438 0.4651%
14		COE, IOT, CWF AND GENERAL SUPPORT	11,425,495		0	7,891,833	2,114,893	0	0	0	0	27,242	184,349	274,460	668,280	424,136	33,166	6,438
15		% DISTRIBUTION	100.0000%		0.0000%	67.3217%	18.5111%	0.0000%	0.0000%	0.0000%	0.0000%	0.2384%	1.6187%	2.4022%	5.8491%	3.7122%	0.2903%	0.0503%
16	1439	EQUAL ACCESS EQUIPMENT	0	DIRECT			0											0
17		COE, IOT, CWF, GENERAL SUPPORT AND EQUAL ACCESS EQUIPMENT % DISTRIBUTION	11,425,495 100.0000%		0 0.0000%	7,891,833 67.3217%	2,114,893 18.5111%	0 0.0000%	0 0.0000%	0 0.0000%	0 0.0000%	27,242 0.2384%	184,349 1.6187%	274,460 2.4022%	668,280 5.8491%	424,136 3.7122%	33,166 0.2903%	6,438 0.0563%
19	2680	TANGIBLE ASSETS																
20		CAPITAL LEASES	0	LN 15	0	0	0	0	0	0	0	0	0	0	0	0	0	0
21		LEASEHOLD IMPROVEMENTS	0	LN 18	0	0	0	0	0	0	0	0	0	0	0	0	0	0
22		TOTAL	0		0	0	0	0	0	0	0	0	0	0	0	0	0	0
23	2690	INTANGIBLE ASSETS	1,171	LN 18	0	789	217	0	0	0	0	3	19	28	69	43	3	1
24	1320	MATERIALS AND SUPPLIES	47,551	LN 18	0	32,012	8,802	0	0	0	0	119	770	1,142	2,781	1,765	138	27
25	1402	RTB STOCK	198,145	LN 18	0	132,048	36,309	0	0	0	0	469	3,175	4,714	11,173	7,281	568	110
26	1410	NONCURRENT ASSETS - POST RET BENEFITS	0	LN 18	0	0	0	0	0	0	0	0	0	0	0	0	0	0
27	1500	OTHER JURISDICTIONAL ASSETS	0	LN 18	0	0	0	0	0	0	0	0	0	0	0	0	0	0
28		COE, IOT, CWF, GEN SUPP & EQUAL ACCESS FOR APPORTIONING PRESUBSCRIPTION % DISTRIBUTION	10,299,167 100.0000%		0 0.0000%	7,691,833 74.7254%	2,114,893 20.5466%	0 0.0000%	0 0.0000%	0 0.0000%	0 0.0000%	27,242 0.2647%	184,349 1.7963%	274,460 2.6893%				
30		COE, IOT & CWF EXCL CCL FOR ASSIGNING CARRIER ACCESS BILLING EXPENSES % DISTRIBUTION	3,270,612 100.0000%					0 0.0000%	0 0.0000%	0 0.0000%		23,963 0.7309%	162,688 4.9621%	241,426 7.3636%	587,853 17.9259%	373,086 11.3794%	29,174 0.8898%	

Logan Telephone Coop., Inc. - 12/31/2005
282412

PART 69 - Transmittals

7/8/2006

A-4.1 of 2

CENTRAL OFFICE EQUIPMENT ALLOCATION

A-4.1 of 2

LN	A/C	DESCRIPTION	TOTAL COMPANY	SOURCE	COMMUN LINE		LOCAL SWITCHING	SST	NFO	TRAFFIC SENSITIVE		TANDEM SWITCHED TRANSPORT		SPECIAL ACCESS		TOTAL NON ACCESS	
					UNITED PAY	COMMON LINE				OPERATOR	RNA	CHANNEL TERM	CHANNEL WLEAGE FACILITY	CHANNEL TERM	FACILITY		
ALLOCATION FACTORS																	
1		STANDARD WORK SECTIONS	100.0000%	AL-1, LN 9			0.0000%			0.0000%	0.0000%						100.0000%
2		- MANUAL WORKS	100.0000%	AL-1, LN 10			0.0000%			0.0000%	0.0000%						100.0000%
3		- TSP3 COMPLEX	100.0000%	AL-1, LN 2			0.0000%			0.0000%	0.0000%						100.0000%
4		EQUIPMENT ACCESS LINES - JASC CODE	100.0000%	AL-1, LN 6			0.0000%			0.0000%	0.0000%						100.0000%
5		IX CIRCUIT TERMINATIONS - JASC CODE	100.0000%				0.0000%			0.0000%	0.0000%						100.0000%
CENTRAL OFFICE EQUIPMENT																	
6		OPERATOR SYSTEMS	0	LN 2			0			0	0						0
7		MANUAL SWITCHES AND	0	DIRECT			0			0	0						0
8		MULTIUNIT SWITCHBOARDS	0	DIRECT			0			0	0						0
9		- DIRECTORY ASSISTANCE	0	DIRECT			0			0	0						0
10		- INTERCEPT	0	DIRECT			0			0	0						0
11		- OTHERS	0	LN 27			0			0	0						0
12		SERVICE OBSERVING BOARDS	0	LN 2			0			0	0						0
13		- TSP3	0	LN 27			0			0	0						0
14		- OPERATOR	0	LN 27			0			0	0						0
15		- RTA	0	LN 27			0			0	0						0
16		- OTHER	0	LN 27			0			0	0						0
17		TOTAL OPERATOR SYSTEMS	0				0			0	0						0
2210 TANDEM SWITCHING EQUIPMENT																	
18		ACCESS	23,983	DIRECT			0			0	0						0
19		NON ACCESS	0	DIRECT			0			0	0						0
20		TANDEM SWITCHED TRANSPORT	23,983	DIRECT			0			0	0						0
21		TOTAL TANDEM SWITCH	23,983				0			0	0						0
2210 LOCAL SWITCHING EQUIPMENT																	
22a		ACCESS - TS	1,773,749	DIRECT			0			0	0						0
22b		ACCESS - NTS	0	DIRECT			0			0	0						0
23		EQUAL ACCESS	84,873	DIRECT			0			0	0						0
24		SST SWITCHING	1,880,421	DIRECT			0			0	0						0
25		TOTAL LOCAL SWITCH	1,865,621				0			0	0						0
26		TOTAL DATA EXCH. SVC. CARS. CAT 2 AND 3	1,384,384	LN 26			0.0000%			0	0						0
27		% DISTRIBUTION	100.0000%				0.0000%			0.0000%	0.0000%						0.0000%

City: Galesburg, Ill. State: Iowa Year: 2004 Input File: W:\logan_DP_X_OLD.dss

PROPRIETARY INFORMATION

© 2005 Telecommunications, Inc. 4.02 US

A-5, 1 of 1

INFORMATION ORIGINATOR/TERMINATION AND CABLE AND WIRE FACILITIES

A-5, 1 of 1

LN	AC	DESCRIPTION	TOTAL COMPANY	SOURCE	COMMON LINE		TRAFFIC SENSITIVE					SPECIAL ACCESS			TOTAL NON ACCESS		
					LIMITED PAY	COMMON LINE	LOCAL SWITCHING	SS7	INFO	OPERATOR TRANSFER	8NA	TANDEM SWITCHING	SWITCHING	TERMA		FACILITY	CHANNEL TERM
1		ALLOCATION FACTORS															
2		EQUIVALENT ACCESS LINES - MSG CWF	100.0000%	AL-1, LN 4	0.0000%	100.0000%											
		IX CIRCUIT MILES - MSG CWF	100.0000%	AL-1, LN 8								100.0000%					
3	2310	INFORMATION ORIGINATOR															
4		OTHER IOT EQUIPMENT															
5		PUBLIC INTEREST PAYSTATION EQUIP	0	DIRECT		0											
6		CONGRESS PUBLIC TELEPHONE	0	DIRECT		0											
7		OTHER	0	DIRECT		0											
8		SUBTOTAL	0			0											
9		NEW CUSTOMER PREMISE EQUIP	0	DIRECT		0											
10		TOTAL ORIG/TERM EQUIP	0			0											
11		% DISTRIBUTION	0.0000%			0.0000%											
12	2410	CABLE AND WIRE FACILITIES															
13		SUBSCRIBER LINE	8,128,860	LN INDIRECT		0	8,088,811										
14		EXCHANGE LINE WIDEBAND	72,941	DIRECT		0											
15a		EXCHANGE TRUNK - BASIC	0	DIRECT		0						0					0
15b		EXCHANGE TRUNK - WIDEBAND	0	DIRECT		0						0					0
16		IX TRUNK - WIDEBAND	28,765	DIRECT		0						0					28,765
17a		IX TRUNK - ACCESS	135,312	LN INDIRECT		0						133,903					2,408
17b		IX TRUNK - SS7	0	DIRECT		0						0					0
18		IX TRUNK - NON ACCESS	0	DIRECT		0						0					0
19		HOT/REMOTE	107,522	DIRECT		0						107,522					0
20		EQUIPMENT FURNISHED OTHERS	0	DIRECT		0						0					0
21		TOTAL CABLE AND WIRE FACILITIES	8,473,501			0	8,088,811					241,428					28,174
22		% DISTRIBUTION	100.0000%			0.0000%	94.6729%					3.7294%					1.7470%
23		TOTAL CWF EXCLUDING CAT 1,3	383,890			0	0					241,428					28,174
24		% DISTRIBUTION	100.0000%			0.0000%	0.0000%					62.9221%					73.035%

Logan Telephone Coop, Inc - 12/31/2005
282413

PART 69 - Total Instate

7/9/2006

A-6, 1 of 1

OTHER TELECOMMUNICATIONS PLANT ALLOCATION

A-6, 1 of 1

LN	AC	DESCRIPTION	TOTAL COMPANY	SOURCE	COMMON LINE		TRAFFIC SENSITIVE					SPECIAL ACCESS			TOTAL NON ACCESS		
					LIMITED PAY	COMMON LINE	LOCAL SWITCHING	SS7	INFO	OPERATOR TRANSFER	BNA	TANDEM SWITCHED SWITCHING	TRANSPORT TERM	TRANSPORT FACILITY		CHANNEL TERM	CHANNEL MILEAGE TERM
1	2002	OTHER TELECOMMUNICATIONS PLANT															
2		PROPERTY HELD FOR FUTURE USE	0	A-3LN 13	0	0	0	0	0	0	0	0	0	0	0	0	0
3		GENERAL SUPPORT	0	A-4LN 43	0	0	0	0	0	0	0	0	0	0	0	0	0
4		CENTRAL OFFICE EQUIPMENT	0	A-3LN 22	0	0	0	0	0	0	0	0	0	0	0	0	0
5		CABLE AND WIRE FACILITIES	0	A-3LN 22	0	0	0	0	0	0	0	0	0	0	0	0	0
6		UNDISTRIBUTED	0	A-2LN 10	0	0	0	0	0	0	0	0	0	0	0	0	0
7		TOTAL	0		0	0	0	0	0	0	0	0	0	0	0	0	0
		% DISTRIBUTION	0.0000%		0.0000%	0.0000%	0.0000%	0.0000%	0.0000%	0.0000%	0.0000%	0.0000%	0.0000%	0.0000%	0.0000%	0.0000%	0.0000%
8	2003	PLANT UNDER CONSTRUCTION															
9		GENERAL SUPPORT	0	A-3LN 13	0	0	0	0	0	0	0	0	0	0	0	0	0
10		CENTRAL OFFICE EQUIPMENT	0	A-4LN 43	0	0	0	0	0	0	0	0	0	0	0	0	0
11		CABLE AND WIRE FACILITIES	0	A-5LN 22	0	0	0	0	0	0	0	0	0	0	0	0	0
12		UNDISTRIBUTED	24,357	A-2LN 10	0	18,397	4,509	0	0	0	0	58	384	555	1,425	904	71
13		TOTAL	24,357		0	18,397	4,509	0	0	0	0	58	384	555	1,425	904	71
14		% DISTRIBUTION	100.0000%		0.0000%	67.3217%	18.5111%	0.0000%	0.0000%	0.0000%	0.0000%	0.2384%	1.6187%	2.4022%	5.8481%	3.7122%	0.2900%
15	XXXX	RESERVED FOR FUTURE USE															
16		GENERAL SUPPORT	0	A-3LN 13	0	0	0	0	0	0	0	0	0	0	0	0	0
17		CENTRAL OFFICE EQUIPMENT	0	A-4LN 43	0	0	0	0	0	0	0	0	0	0	0	0	0
18		CABLE AND WIRE FACILITIES	0	A-5LN 22	0	0	0	0	0	0	0	0	0	0	0	0	0
19		UNDISTRIBUTED	0	A-2LN 10	0	0	0	0	0	0	0	0	0	0	0	0	0
20		TOTAL	0		0	0	0	0	0	0	0	0	0	0	0	0	0
21		% DISTRIBUTION	0.0000%		0.0000%	0.0000%	0.0000%	0.0000%	0.0000%	0.0000%	0.0000%	0.0000%	0.0000%	0.0000%	0.0000%	0.0000%	0.0000%
22	2005	TELECOMMUNICATIONS PLANT ADJUST.															
23		GENERAL SUPPORT	0	A-3LN 13	0	0	0	0	0	0	0	0	0	0	0	0	0
24		CENTRAL OFFICE EQUIPMENT	0	A-4LN 43	0	0	0	0	0	0	0	0	0	0	0	0	0
25		CABLE AND WIRE FACILITIES	0	A-5LN 22	0	0	0	0	0	0	0	0	0	0	0	0	0
26		UNDISTRIBUTED	0	A-2LN 10	0	0	0	0	0	0	0	0	0	0	0	0	0
27		TOTAL	0		0	0	0	0	0	0	0	0	0	0	0	0	0
28		% DISTRIBUTION	0.0000%		0.0000%	0.0000%	0.0000%	0.0000%	0.0000%	0.0000%	0.0000%	0.0000%	0.0000%	0.0000%	0.0000%	0.0000%	0.0000%

Logan Telephone Coop, Inc. - 10/31/2006
280443

PART 09 - Total Interest

7/8/2006

A: 1 of 1

ACCUMULATED DEPRECIATION, AMORTIZATION AND DEFERRED INCOME TAXES

A: 1 of 1

LN	AC	DESCRIPTION	TOTAL COMPANY	SOURCE	COMMON LINE		LOCAL SWITCHING	SST	INPO	TRAFFIC SENSITIVE		TRAFFIC SWITCHED TRAFFIC		SPECIAL ACCESS		TOTAL			
					LIMITED PNT	COMMON LINE				OPERATOR TRANSFER	BVA	SWITCHING TERM	FACILITY	CHANNEL TERM	CHANNEL W/FARE FACILITY		NON ACCESS		
1	3100	ACCUM DEPRECIATION - PLANT W/SERVICE	482,158	A-3-LIN 12	0	323,338	86,887	0	0	0	0	1,145	7,772	11,559	18,086	17,805	1,384	2,247	
2		GENERAL SUPP/CONT	332,118	A-3-LIN 47	0	0	80,285	0	0	0	0	1,364	0	0	0	0	0	0	
3		CENTRAL OFFICE SWITCHING EQUIPMENT	0	A-3-LIN 44	0	0	0	0	0	0	0	0	0	0	0	0	0	0	
4		OPERATOR SYSTEMS EQUIPMENT	0	A-3-LIN 48	0	394,619	0	0	0	0	0	0	94,938	0	0	277,681	217,717	0	
5		CENTRAL OFFICE TRANSMISSION	944,221	A-3-LIN 43	0	0	0	0	0	0	0	0	0	0	0	0	0	0	
6		UNIDISTRIBUTED COE	0	A-3-LIN 43	0	0	0	0	0	0	0	0	0	0	0	0	0	0	
7		INFORMATION ORIENTED	0	A-3-LIN 22	0	2,254,024	0	0	0	0	0	0	0	0	0	0	0	0	
8		CABLE AND WIRE FACILITIES	2,356,092	A-3-LIN 11	0	2,371,944	1,082,151	0	0	0	0	12,959	102,711	100,946	146,987	735,542	121,192	2,247	
9	3200	ACCUM DEPRECIATION - PLANT USE	4,794,688	A-3-LIN 7	0	2,971,624	1,093,151	0	0	0	0	12,889	102,711	100,946	146,987	235,542	121,192	2,247	
10		TOTAL ACCUM DEPRECIATION	4,794,688		0	2,971,624	1,093,151	0	0	0	0	12,889	102,711	100,946	146,987	235,542	121,192	2,247	
11		% DISTRIBUTION	100.0000%		0.0000%	61.9816%	21.0073%	0.0000%	0.0000%	0.0000%	0.0000%	0.2711%	2.1422%	2.1043%	3.0217%	4.9128%	2.5435%	0.0469%	
12																			
13	3400	ACCUMULATED AMORTIZATION																	
14		TANGIBLE ASSETS	0	A-3-LIN 18	0	0	0	0	0	0	0	0	0	0	0	0	0	0	0
15		CAPITAL LEASES	0	A-3-LIN 18	0	0	0	0	0	0	0	0	0	0	0	0	0	0	0
16		LEASEHOLD IMPROVEMENTS	0	A-3-LIN 18	0	0	0	0	0	0	0	0	0	0	0	0	0	0	0
17		UNIDISTRIBUTED	0	A-3-LIN 18	0	0	0	0	0	0	0	0	0	0	0	0	0	0	0
18	3500	TOTAL ACCUM AMORT - TANGIBLE</td <td>0</td> <td></td> <td>0</td> <td>0</td> <td>0</td> <td>0</td> <td>0</td> <td>0</td> <td>0</td> <td>0</td> <td>0</td> <td>0</td> <td>0</td> <td>0</td> <td>0</td> <td>0</td> <td>0</td>	0		0	0	0	0	0	0	0	0	0	0	0	0	0	0	0
19	3600	INTANGIBLE ASSETS	0	A-3-LIN 18	0	0	0	0	0	0	0	0	0	0	0	0	0	0	0
20		TELEPHONE PLANT ADJUSTMENT	0	A-3-LIN 28	0	0	0	0	0	0	0	0	0	0	0	0	0	0	0
21		TOTAL ACCUM AMORTIZATION	0		0	0	0	0	0	0	0	0	0	0	0	0	0	0	0
22		% DISTRIBUTION	0.0000%		0.0000%	0.0000%	0.0000%	0.0000%	0.0000%	0.0000%	0.0000%	0.0000%	0.0000%	0.0000%	0.0000%	0.0000%	0.0000%	0.0000%	0.0000%
23	4100 3	NET OPERATING DEFERRED INC TAX	0	A-3-LIN 13	0	0	0	0	0	0	0	0	0	0	0	0	0	0	0
24	4200	GENERAL SUPP/CONT	0	A-3-LIN 47	0	0	0	0	0	0	0	0	0	0	0	0	0	0	0
25		CENTRAL OFFICE SWITCHING EQUIPMENT	0	A-3-LIN 44	0	0	0	0	0	0	0	0	0	0	0	0	0	0	0
26		OPERATOR SYSTEMS EQUIPMENT	0	A-3-LIN 48	0	0	0	0	0	0	0	0	0	0	0	0	0	0	0
27		CENTRAL OFFICE TRANSMISSION	0	A-3-LIN 43	0	0	0	0	0	0	0	0	0	0	0	0	0	0	0
28		UNIDISTRIBUTED	0	A-3-LIN 43	0	0	0	0	0	0	0	0	0	0	0	0	0	0	0
29		CABLE AND WIRE FACILITIES	0	A-3-LIN 11	0	0	0	0	0	0	0	0	0	0	0	0	0	0	0
30		UNIDISTRIBUTED	0	A-3-LIN 11	0	0	0	0	0	0	0	0	0	0	0	0	0	0	0
31		TOTAL NET DEFERRED INC TAX	0		0	0	0	0	0	0	0	0	0	0	0	0	0	0	0
		% DISTRIBUTION	0.0000%		0.0000%	0.0000%	0.0000%	0.0000%	0.0000%	0.0000%	0.0000%	0.0000%	0.0000%	0.0000%	0.0000%	0.0000%	0.0000%	0.0000%	0.0000%
32	4300	OTHER DEFERRED CREDITS - NET	0	A-3-LIN 13	0	0	0	0	0	0	0	0	0	0	0	0	0	0	0
33		GENERAL SUPP/CONT	0	A-3-LIN 47	0	0	0	0	0	0	0	0	0	0	0	0	0	0	0
34		CENTRAL OFFICE SWITCHING EQUIPMENT	0	A-3-LIN 44	0	0	0	0	0	0	0	0	0	0	0	0	0	0	0
35		OPERATOR SYSTEMS EQUIPMENT	0	A-3-LIN 48	0	0	0	0	0	0	0	0	0	0	0	0	0	0	0
36		CENTRAL OFFICE TRANSMISSION	0	A-3-LIN 43	0	0	0	0	0	0	0	0	0	0	0	0	0	0	0
37		UNIDISTRIBUTED	0	A-3-LIN 43	0	0	0	0	0	0	0	0	0	0	0	0	0	0	0
38		CABLE AND WIRE FACILITIES	0	A-3-LIN 11	0	0	0	0	0	0	0	0	0	0	0	0	0	0	0
39		UNIDISTRIBUTED	0	A-3-LIN 11	0	0	0	0	0	0	0	0	0	0	0	0	0	0	0
40		TOTAL OTHER DEFERRED CREDITS	0		0	0	0	0	0	0	0	0	0	0	0	0	0	0	0
41		% DISTRIBUTION	0.0000%		0.0000%	0.0000%	0.0000%	0.0000%	0.0000%	0.0000%	0.0000%	0.0000%	0.0000%	0.0000%	0.0000%	0.0000%	0.0000%	0.0000%	0.0000%

CV: G:\logtel\2006\2006\Supp\1, Logan Part 04 10/27/06
Pr: G:\logtel\2006\2006\Supp\1, Year End 2006 Final File w 1 Issue CPY_010_36

~*OPERATOR TRANSFER*~

© 2005 Tele-Net Systems, Inc. 4/02/05

A-8, 1 of 1

SUMMARY OF OPERATING EXPENSE AND TAX AND MISCELLANEOUS TAX ITEMS

A-8, 1 of 1

LN	A/C	DESCRIPTION	TOTAL COMPANY	SOURCE	COMMON LINE		LOCAL SWITCHING	SS7	INFO	TRAFFIC SENSITIVE			SPECIAL ACCESS			TOTAL NON ACCESS		
					LIMITED PAY	COMMON LINE				OPERATOR TRANSFER	BXA	TANDEM SWITCHED SWITCHING	TRANSPORT TERM	FACILITY	CHANNEL TERM		CHANNEL MESSAGE	FACILITY
1	6110	OPERATING EXPENSE AND TAX																
		NETWORK SUPPORT EXPENSE	8,737	A-9,LN 8	0	5,882	1,617	0	0	0	0	21	141	210	511	324	25	5
2	6123	GENERAL SUPPORT EXPENSE	65,216	A-8,LN 7	0	43,725	12,923	0	0	0	0	155	1,051	1,359	3,759	2,411	189	304
3	6218	CENTRAL OFFICE EXPENSE	146,315	A-9,LN 15	0	11,308	117,101	0	0	0	0	1,508	2,572	0	7,758	6,128	0	0
4	6318	INFORMATION ORG/TERM EXP	0	A-9,LN 22	0	0	0	0	0	0	0	0	0	0	0	0	0	0
5	6410	CABLE AND WIRE FACILITIES EXP	117,754	A-9,LN 24	0	110,812	0	0	0	0	0	0	4,393	7,068	0	0	531	0
6	6510	OTHER PLANT EXPENSE	0	A-10,LN 6	0	0	0	0	0	0	0	0	0	0	0	0	0	0
7	6533	NETWORK OPERATIONS EXPENSE	93,960	A-10,LN 7	0	63,291	17,403	0	0	0	0	224	1,522	2,258	5,499	3,490	273	0
8a	6540	ACCESS CHARGE EXPENSE	0	A-10,LN 8a	0	0	0	0	0	0	0	0	0	0	0	0	0	0
8b	6540	FEDERAL SUPPORT CHARGES	78,969	A-10,LN 8b	0	78,969	0	0	0	0	0	0	0	0	0	0	0	0
9	6610	MARKETING EXPENSE	15,637	A-11,LN 1	0	10,927	2,695	0	0	0	0	37	253	376	915	580	45	9
10	6620	SERVICES EXPENSE	133,214	A-11,LN 29	0	20,658	27,053	0	1,033	0	0	249	2,367	3,512	7,181	4,528	356	68,079
11	6710	EXECUTIVE AND PLANNING EXP	82,241	A-12,LN 8	0	43,058	22,185	0	138	0	0	265	898	1,572	3,455	2,177	177	8,263
12	6720	GENERAL AND ADMINISTRATIVE EXP	248,011	A-12,LN 9	0	130,155	67,002	0	411	0	0	863	3,012	4,831	10,444	6,590	534	24,979
13		SUBTOTAL OPERATING EXPENSE	991,686		0	519,181	267,258	0	1,541	0	0	3,443	12,015	18,472	41,658	25,249	2,130	59,639
14		% DISTRIBUTION	100.0000%		0.0000%	52.3626%	26.9566%	0.0000%	0.1554%	0.0000%	0.0000%	0.3471%	1.2116%	1.8626%	4.2083%	2.5489%	0.2149%	10.0473%
15	6567	DEPRECIATION AND AMORTIZATION	770,185	A-10,LN 19+27	0	464,770	128,496	0	0	0	0	1,829	24,830	14,334	73,174	56,942	1,732	277
16	7200	OTHER OPERATING TAX	81,378	A-12,LN 25+26	0	54,785	15,064	0	0	0	0	194	1,317	1,965	4,760	3,021	236	45
17		EQUAL ACCESS EXPENSE	0	A-12,LN 12	0	0	0	0	0	0	0	0	0	0	0	0	0	0
18	7500	INTEREST ON CUSTOVER DEPOSITS	1,024	A-12,LN 15	0	659	189	0	0	0	0	2	17	25	60	38	3	1
19	5210	RENT REVENUES	-3,194	A-10,LN 45	0	-2,021	-506	0	0	0	0	-7	-87	-68	-285	-200	-8	-13
20		TOTAL OPERATING EXP & TAX	1,841,668		0	1,037,404	408,511	0	1,541	0	0	5,262	38,092	34,719	125,368	86,049	4,093	99,949
21		% DISTRIBUTION	100.0000%		0.0000%	56.3473%	22.1666%	0.0000%	0.0831%	0.0000%	0.0000%	0.2858%	2.0690%	1.8860%	6.8094%	4.6738%	0.2223%	5.4288%
22	7370	NON OPERATING EXPENSE	0	A-3,LN 18	0	0	0	0	0	0	0	0	0	0	0	0	0	0
23		ABANDONED CONSTRUCTION	0	A-3,LN 18	0	0	0	0	0	0	0	0	0	0	0	0	0	0
24		CONTRIBUTIONS	22	A-3,LN 18	0	15	4	0	0	0	0	0	0	1	1	1	0	0
		TOTAL NON OPERATING EXP	22		0	15	4	0	0	0	0	0	0	1	1	1	0	0
25	5310	UNCOLLECTIBLES	0	A-3,LN 18	0	0	0	0	0	0	0	0	0	0	0	0	0	0
26	5360	END USER MSG TOLL	0	DIRECT	0	0	0	0	0	0	0	0	0	0	0	0	0	0
27	5330	END USER COMMON LINE	0	A-3,LN 31	0	0	0	0	0	0	0	0	0	0	0	0	0	0
28		VX CARRIER	0		0	0	0	0	0	0	0	0	0	0	0	0	0	0
		TOTAL UNCOLLECTIBLES	0		0	0	0	0	0	0	0	0	0	0	0	0	0	0
29	7340	ALLOWANCE FOR FUNDS USED DURING CONSTRUCTION	3,356	A-3,LN 18	0	2,259	621	0	0	0	0	8	54	81	198	125	10	2

A-8, 1 of 1

PLANT SPECIFIC EXPENSE ALLOCATION

A-9, 1 of 1

LN	A/C	DESCRIPTION	TOTAL COMPANY	SOURCE	COMMON LINE		TRAFFIC SENSITIVE						SPECIAL ACCESS		TOTAL NON ACCESS			
					LIMITED PAY	COMMON LINE	LOCAL SWITCHING	SS7	INFO	OPERATOR TRANSFER	BNA	TANDEN SWITCHED TRANSPORT				CHANNEL TERM	CHANNEL MILEAGE FACILITY	
1		BASIS FOR NETWORK SUPPORT EXPENSE	11,425,485	VARIOUS	0	7,891,833	2,114,983	0	0	0	0	27,242	184,948	274,460	668,290	424,138	33,166	6,435
2		GEN SUPPORT, COE, IOT AND CWIF	0	A-3, LN 18	0	7,891,833	2,114,983	0	0	0	0	27,242	184,948	274,460	668,290	424,138	33,166	6,435
3		EQUAL ACCESS EQUIPMENT	11,425,485		0	7,891,833	2,114,983	0	0	0	0	27,242	184,948	274,460	668,290	424,138	33,166	6,435
4		TOTAL	11,425,485		0.0000%	57.3217%	18.5111%	0.0000%	0.0000%	0.0000%	0.0000%	0.2384%	1.5187%	2.0222%	5.8481%	3.7122%	0.2903%	0.0583%
4		% DISTRIBUTION	100.0000%															
PLANT SPECIFIC EXPENSES																		
5		GENERAL SUPPORT EXPENSE																
6	6110	NETWORK SUPPORT	8,737	LN 4	0	5,882	1,617	0	0	0	0	21	141	210	511	324	25	5
7	6120	GENERAL SUPPORT	88,216	A-3, LN 13	0	43,725	12,623	0	0	0	0	155	1,051	1,500	3,799	2,111	189	304
8		GENERAL SUPPORT EXP	73,953		0	49,607	13,640	0	0	0	0	175	1,193	1,770	4,310	2,735	214	309
9		TOTAL GENERAL SUPPORT EXP	73,953		0.0000%	57.0732%	18.4442%	0.0000%	0.0000%	0.0000%	0.0000%	0.2375%	1.6129%	2.3935%	5.8250%	3.6988%	0.2892%	0.4177%
9		% DISTRIBUTION	100.0000%															
10		CENTRAL OFFICE EXPENSE																
11	6210	CENTRAL OFFICE SWITCHING EXPENSE	118,609	A-4, LN 47	0	0	117,101	0	0	0	0	1,508	0	0	0	0	0	0
12	6220	OPERATOR SYSTEMS EXPENSE	0	A-4, LN 44	0	0	0	0	0	0	0	0	0	0	0	0	0	0
13	6230	CENTRAL OFFICE TRANSMISSION EXPENSE	27,708	A-4, LN 45	0	0	0	0	0	0	0	2,872	0	0	7,798	6,128	0	0
14	6230	COE EXPENSE - SS7 LEASE	0	DIRECT	0	11,109	117,101	0	0	0	0	1,508	2,672	0	7,798	6,128	0	0
15		TOTAL CENTRAL OFFICE EXPENSE	146,317		0.0000%	7.5913%	88.6531%	0.0000%	0.0000%	0.0000%	0.0000%	1.0009%	1.6264%	0	5.3298%	4.1884%	0	0.0000%
15		% DISTRIBUTION	100.0000%															
17	6310	INFORMATION ORIG/TERM EXPENSE	0	DIRECT	0	0	0	0	0	0	0	0	0	0	0	0	0	0
18		PUBLIC INTEREST PAYSTATION EXPENSE	0	DIRECT	0	0	0	0	0	0	0	0	0	0	0	0	0	0
19		COINLESS PAY TELEPHONE EXPENSE	0	DIRECT	0	0	0	0	0	0	0	0	0	0	0	0	0	0
20		OTHER IOT EXPENSE	0	DIRECT	0	0	0	0	0	0	0	0	0	0	0	0	0	0
21		CPE	0	DIRECT	0	0	0	0	0	0	0	0	0	0	0	0	0	0
22		TOTAL INFORMATION ORIG/TERM EXP	0		0.0000%	0.0000%	0	0	0	0	0	0	0	0	0	0	0	0
22		% DISTRIBUTION	0.0000%															
24	6410	CABLE AND WIRE FACILITIES EXPENSE																
25		TOTAL EXCL SS7	117,794	A-5, LN 22	0	110,812	0	0	0	0	0	0	0	4,393	2,058	0	531	0
26		SS7 LEASE	0	DIRECT	0	0	0	0	0	0	0	0	0	0	0	0	0	0
27		TOTAL C/W/F EXPENSE	117,794		0.0000%	94.6729%	0.0000%	0.0000%	0.0000%	0.0000%	0.0000%	0.4981%	1.3893%	2.0580%	1.7470%	0	531	0
28		% DISTRIBUTION	100.0000%															
29		TOTAL PLANT SPECIFIC EXPENSE	338,063		0	171,527	130,741	0	0	0	0	1,684	3,855	4,183	14,168	8,854	745	369
30		% DISTRIBUTION	100.0000%		0.0000%	50.7397%	38.6735%	0.0000%	0.0000%	0.0000%	0.0000%	0.4981%	1.1433%	1.2271%	4.1904%	2.5219%	0.2203%	0.0614%
31		TOTAL PLANT SPECIFIC EXPENSE EXCL GEN SUP	264,110		0	121,920	117,101	0	0	0	0	1,508	2,672	4,393	8,858	6,128	531	0
32		% DISTRIBUTION	100.0000%		0.0000%	46.1628%	44.3373%	0.0000%	0.0000%	0.0000%	0.0000%	0.5711%	1.0119%	1.8633%	3.7319%	2.3203%	0.2010%	0.0000%

A-10, 1 of 1		PLANT NON SPECIFIC EXPENSE ALLOCATION														A-10, 1 of 1	
LN	A/C	DESCRIPTION	TOTAL COMPANY	SOURCE	COMMON LINE		TRAFFIC SENSITIVE					SPECIAL ACCESS			TOTAL NON ACCESS		
					LIMITED PAY	COMMON LINE	LOCAL SWITCHING	SS7	INFO	OPERATOR TRANSFER	BWA	TANDEM SWITCHING	TRANSPACIT TERM	FACTORY		CHANNEL TERM	CHANNEL MILEAGE TERM
1		CENTRAL OFFICE EQUIPMENT	3,571,148	A-4, LN 38	0	078,223	1,860,421	0	0	0	0	23,863	182,688		474,783	373,688	0
2		INFORMATION ORIGINATOR	0	A-5, LN 10	0	0	0	0	0	0	0	0	0	0	0	0	0
3		CABLE AND WIRE FACILITIES	5,473,501	A-5, LN 21	0	5,089,811	0	0	0	0	0	0	241,426	110,090		78,174	0
4		TOTAL	10,044,647		0	5,768,035	1,860,421	0	0	0	0	23,863	182,688	241,426	587,853	373,086	78,174
5		% DISTRIBUTION	100.0000%		0.0000%	57.3696%	18.5215%	0.0000%	0.0000%	0.0000%	0.2386%	1.8197%	2.4035%	5.8824%	3.7143%	0.2904%	0.0000%
PLANT NONSPECIFIC EXPENSE																	
6	6510	OTHER PROP PLANT & EQUIP EXPENSE	0	LN 5	0	0	0	0	0	0	0	0	0	0	0	0	0
7	6530	NETWORK OPERATIONS EXPENSE	93,980	LN 5	0	63,231	17,403	0	0	0	224	1,522	2,258	5,499	3,490	273	0
8a	6540	ACCESS CHARGE EXPENSE	0	DIRECT	0	0	0	0	0	0	0	0	0	0	0	0	0
8b	6540	FEDERAL SUPPORT CHARGES	79,969	DIRECT	0	79,969	0	0	0	0	0	0	0	0	0	0	0
9	6560	DEPRECIATION EXPENSE															
10		GENERAL SUPPORT	59,305	A-3, LN 13	0	38,781	10,508	0	0	0	141	957	1,419	3,456	2,104	172	277
11		CENTRAL OFFICE SWITCHING EQUIPMENT	118,397	A-4, LN 47	0	0	115,509	0	0	0	1,488	0	0	0	0	0	0
12		OPERATOR SYSTEMS EQUIPMENT	0	A-4, LN 44	0	0	0	0	0	0	0	0	0	0	0	0	0
13		CENTRAL OFFICE TRANSMISSION	247,478	A-4, LN 48	0	247,478	0	0	0	0	23,889	0	0	63,656	54,733	0	0
14		UNBUNDLED COE	0	A-4, LN 43	0	0	0	0	0	0	0	0	0	0	0	0	0
15		INFORMATION ORIGINATOR	0	A-5, LN 11	0	0	0	0	0	0	0	0	0	0	0	0	0
16		CABLE AND WIRE FACILITIES	346,114	A-5, LN 22	0	325,600	0	0	0	0	0	12,908	8,047	15,500	1,500	0	0
17		TOTAL DEP EXP - PLANT IN SERVICE	769,924		0	464,556	128,448	0	0	0	1,829	24,808	14,328	79,159	58,502	1,731	277
18		PROPERTY HELD FOR FUTURE USE	0	A-5, LN 7	0	0	0	0	0	0	0	0	0	0	0	0	0
19		TOTAL DEPRECIATION EXPENSE	769,924		0	464,556	128,448	0	0	0	1,829	24,808	14,328	79,159	58,502	1,731	277
20		% DISTRIBUTION	100.0000%		0.0000%	60.3430%	16.5234%	0.0000%	0.0000%	0.0000%	0.2119%	3.2244%	1.8685%	10.2814%	7.3945%	0.2249%	0.0353%
AMORTIZATION EXPENSE																	
21	6563	CAPITAL LEASE	0	A-3, LN 18	0	0	0	0	0	0	0	0	0	0	0	0	0
22	6563	LEASEHOLD IMPROVEMENTS	0	A-3, LN 18	0	0	0	0	0	0	0	0	0	0	0	0	0
23	6563	UNBUNDLED	0	A-3, LN 18	0	0	0	0	0	0	0	0	0	0	0	0	0
24		SUBTOTAL	0		0	0	0	0	0	0	0	0	0	0	0	0	0
25	6584	INTANGIBLE ASSETS	280	A-3, LN 18	0	175	48	0	0	0	1	4	6	15	10	1	0
26	6665	OTHER - TEL PLANT ADJUSTMENT	0	A-5, LN 28	0	0	0	0	0	0	0	0	0	0	0	0	0
27		TOTAL AMORTIZATION EXPENSE	280		0	175	48	0	0	0	1	4	6	15	10	1	0
28		% DISTRIBUTION	100.0000%		0.0000%	47.3217%	16.5111%	0.0000%	0.0000%	0.0000%	0.0000%	0.2384%	1.8187%	2.4022%	6.8491%	3.7122%	0.2903%
29		TOTAL PLANT NON SPECIFIC EXPENSE	944,114		0	608,030	143,899	0	0	0	1,854	26,342	18,592	84,873	60,402	2,005	277
30		% DISTRIBUTION	100.0000%		0.0000%	64.4022%	15.2417%	0.0000%	0.0000%	0.0000%	0.1963%	2.7912%	1.7574%	8.9886%	6.4009%	0.2124%	0.0293%
RENT REVENUES																	
31	5240	GEN SUPPORT ASSETS	2,747	A-3, LN 13	0	1,842	506	0	0	0	7	44	68	163	102	8	13
32	5240	CENTRAL OFFICE SWITCHING	0	A-4, LN 47	0	0	0	0	0	0	0	0	0	0	0	0	0
33	5240	CENTRAL OFFICE TRANSMISSION	447	A-4, LN 48	0	179	0	0	0	0	0	63	0	128	99	0	0
34	5240	CABLE & WIRE FACILITIES	0	A-5, LN 22	0	0	0	0	0	0	0	0	0	0	0	0	0
35		UNBUNDLED INTERCONNECTION:															
36	5240	- UNBUNDLED LOOP	0	DIRECT	0	0	0	0	0	0	0	0	0	0	0	0	0
37	5240	- OPERATOR SYSTEMS	0	A-4, LN 44	0	0	0	0	0	0	0	0	0	0	0	0	0
38	5240	- TANDEM SWITCHING	0	A-4, LN 45	0	0	0	0	0	0	0	0	0	0	0	0	0
39	5240	- LOCAL SWITCHING	0	A-4, LN 46	0	0	0	0	0	0	0	0	0	0	0	0	0
40	5240	- TRANSPORT TERMINATION	0	A-4, LN 38	0	0	0	0	0	0	0	0	0	0	0	0	0
41	5240	- TRANSPORT FACILITY	0	DIRECT	0	0	0	0	0	0	0	0	0	0	0	0	0
42	5240	- SS7/800 DATABASE	0	DIRECT	0	0	0	0	0	0	0	0	0	0	0	0	0
43	5240	- OSS	0	A-11, LN 30	0	0	0	0	0	0	0	0	0	0	0	0	0
44	5240	WISCELLANEOUS RENT REVENUE	0	DIRECT	0	0	0	0	0	0	0	0	0	0	0	0	0
45		TOTAL RENT REVENUE	3,194		0	2,021	506	0	0	0	7	87	68	286	200	8	13

A-11, 1 of 1

CUSTOMER OPERATIONS EXPENSE ALLOCATION

A-11, 1 of 1

LN	A/C	DESCRIPTION	TOTAL COMPANY	SOURCE	COMMON LINE		LOCAL SWITCHING	SST	INFO	TRAFFIC SENSITIVE			SPECIAL ACCESS			TOTAL NOW ACCESS		
					LIMITED PAY	COMMON LINE				OPERATOR TRANSFER	BNA	TANDEM SWITCHING	FRANSPORT TERM	FRANSPORT FACILITY	CHANNEL TERM		CHANNEL MILEAGE TERM	CHANNEL MILEAGE FACILITY
1	0510	CUSTOMER OPERATIONS EXPENSES	15,637	A-3, LN 18	0	10,527	2,895	0	0	0	0	37	253	376	915	580	45	9
2		MARKETING																
3	6521	TELEPHONE OPERATOR SERVICES	0	SWS OPERATORS	0		0	0	0	0	0							0
4		- CALL COMPLETION INCL. OA	0	DIRECT	0		0	0	0	0	0							0
5	6522	- OPERATOR SERVICES UNDER CONTRACT	0	DIRECT	0		0	0	0	0	0							0
6	6523	PUBLISHED DIRECTORY LISTINGS	1,031	DIRECT				1,031										0
7		ALL OTHER																
8	1.0	LOCAL BUSINESS OFFICE																
9		- END USER SVC ORDER PROCESSING	19,912	A-3, LN 29	0	14,879	4,091	0	0	0	0	53	358	531				
10		- PRESUBSCRIPTION	3,178	AL-1, LN 12														3,178
11		- OTHER	13,234	AL-1, LN 13														13,234
12		- END USER PAYMENT & COLLECTION	19,818	AL-1, LN 14														19,818
13		- IX CARRIER SVC ORDER PROCESSING	0	AL-1, LN 15	0	0	0	0	0	0	0	0	0	0	0	0	0	0
14		- IX CARRIER PAYMENT & COLLECTION	0	AL-1, LN 16	0	0	0	0	0	0	0	0	0	0	0	0	0	0
15		- IX CARRIER BILLING INQUIRY	0	AL-1, LN 17	0	0	0	0	0	0	0	0	0	0	0	0	0	0
16		- COIN COLLECT AND ADMIN - PUBLIC INTEREST	0	AL-1, LN 18	0	0	0	0	0	0	0	0	0	0	0	0	0	0
17		SUBTOTAL LOCAL BUSINESS OFFICE	54,141		0	14,879	4,091	0	0	0	0	53	358	531	0			38,229
18	7.0	CUSTOMER SERVICES (REV ACCTG)																
19		- MESSAGE PROCESSING	0	DIRECT														0
20		- TOLL TICKET PROCESSING	0	DIRECT														0
21		- LOCAL MESSAGE PROCESSING	0	DIRECT														0
22		- OTHER BILLING & COLLECTION																
22a		- BNA	0	DIRECT														0
22b		- ALL OTHER	25,109	DIRECT														25,109
23		- END USER COMMON LINE	4,607	DIRECT		4,607												
24		- CARRIER ACCESS BILLING (CABS)																
24a		- BNA	0	DIRECT														0
24b		- ALL OTHER	37,283	A-3, LN 31			21,449	0	0	0	0	276	1,875	2,782	6,774	4,299	306	0
25		SUBTOTAL CUSTOMER SERVICES	88,466		0	4,607	21,449	0	0	0	0	276	1,875	2,782	6,774	4,299	306	28,109
26		TOTAL CAT 1 AND CAT 2	124,810		0	19,487	26,531	0	0	0	0	329	2,233	3,310	8,774	4,259	338	62,208
27		% DISTRIBUTION	100.0000%		0.0000%	15.6343%	20.48396%	0.0000%	0.0000%	0.0000%	0.0000%	0.2638%	1.7912%	2.6591%	5.4352%	3.4495%	0.2697%	50.0144%
28	3.0	ALL OTHER CUSTOMER SERVICE	7,543	LN 34	0	1,170	1,532	0	62	0	0	20	134	193	467	259	20	2,742
29		TOTAL SERVICES EXPENSE	123,214		0	20,658	27,063	0	1,093	0	0	349	2,367	3,512	7,181	4,558	356	68,079
30		% DISTRIBUTION	100.0000%		0.0000%	15.5066%	20.5165%	0.0006%	0.8207%	0.0000%	0.0000%	0.2817%	1.7766%	2.8383%	5.3966%	3.4212%	0.2875%	49.6039%
31		TOTAL CUSTOMER OPERATIONS EXPENSE	148,051		0	31,183	29,958	0	1,093	0	0	369	2,502	3,688	8,090	5,118	492	83,089
32		% DISTRIBUTION	100.0000%		0.0000%	20.9495%	20.1280%	0.0000%	0.7344%	0.0000%	0.0000%	0.2592%	1.7600%	2.6117%	5.4388%	3.4518%	0.2696%	44.3985%
33		CUSTOMER OPERATIONS EXCL MARKETING	125,671		0	18,487	25,531	0	1,031	0	0	329	2,233	3,310	8,774	4,259	333	62,208
34		% DISTRIBUTION	100.0000%		0.0000%	15.5066%	20.3153%	0.0000%	0.8207%	0.0000%	0.0000%	0.2817%	1.7766%	2.8383%	5.3508%	3.4212%	0.2875%	49.6039%

Logan Telephone Coop, Inc - 12/31/2005
260413

PART 09 - Total Months

7/9/2005

A-12, 1 of 1

CORPORATE OPERATIONS EXPENSE ALLOCATION

A-12, 1 of 1

LN	ACC	DESCRIPTION	TOTAL COMPANY	SOURCE	COMMONLINE		LOCAL SWITCHING	SS7	INFO	TRAFFIC SENSITIVE		TARGET SWITCHED TRAFFIC		SPECIAL ACCESS		TOTAL				
					LIMITED PNT	COMMON LINE				OPERATION TRANSFER	BVA	BHT/CHRG	TERM	FACILITY	CHANNEL TERM		CHANNEL TERM	FACILITY	HOW ACCESS	
1		BIG THREE EXPENSES	308,052	A-1LN 29	0	171,927	132,741	0	0	0	0	0	1,894	3,865	6,163	14,188	8,884	745	268	
2		PLANT SPECIFIC EXPENSE	0	A-1LN 6	0	0	0	0	0	0	0	0	0	0	0	0	0	0	0	0
3		OTHER PLANT EXPENSE	0	A-1LN 7	0	0	0	0	0	0	0	0	0	0	0	0	0	0	0	0
4		NETWORK OPERATIONS EXPENSE	83,950	A-1LN 7	0	83,291	17,403	0	0	0	0	0	274	1,422	2,258	5,499	3,490	273	0	
5		ACCESS CHARGE EXPENSE	73,950	A-1LN 7	0	73,950	0	0	0	0	0	0	0	0	0	0	0	0	0	0
6		CUSTOMER OPERATIONS EXPENSE	148,161	A-1LN 31	0	31,193	29,959	0	1,083	0	0	0	365	2,620	3,908	8,096	3,138	402	16,008	
7		TOTAL BIG THREE EXPENSES	850,843		0	245,270	178,101	0	1,083	0	0	0	2,294	8,007	12,308	27,191	17,482	1,413	82,307	
8		% DISTRIBUTION	100.0000%		0.0000%	28.938%	20.938%	0.0000%	0.1268%	0.0000%	0.0000%	0.0000%	0.3411%	0.9411%	1.446%	4.2708%	2.048%	0.2148%	10.0473%	
9	6710	CORPORATE OPERATING EXPENSE	82,241	LN 7	0	42,698	22,155	0	136	0	0	0	295	565	1,532	3,455	2,127	127	5,212	
10	6720	EXECUTIVE AND PLANNING	246,611	LN 7	0	130,165	67,182	0	411	0	0	0	863	3,012	4,831	10,248	6,390	354	24,929	
11		GENERAL AND ADMINISTRATIVE	320,859		0	173,211	84,197	0	547	0	0	0	1,149	4,009	6,161	13,808	8,197	271	33,242	
12		TOTAL CORPORATE OPERATIONS	100.0000%		0.0000%	52.2525%	26.950%	0.0000%	0.1854%	0.0000%	0.0000%	0.0000%	0.3411%	1.2115%	1.8625%	4.2728%	2.0480%	0.2148%	10.5473%	
13	1720	EQUAL ACCESS EXPENSE	0	DIRECT	0	0	0	0	0	0	0	0	0	0	0	0	0	0	0	0
14		INTEREST EXPENSE	0	A-1LN 18	0	0	0	0	0	0	0	0	0	0	0	0	0	0	0	0
15		CAPITAL LEASE	1,024	A-1LN 18	0	889	189	0	0	0	0	0	0	0	0	0	0	0	0	0
16		QUALIFIER DEPOSITS	175,247	A-1LN 18	0	118,183	32,453	0	0	0	0	0	419	2,947	4,224	10,299	5,529	510	99	
17		OTHER	176,811		0	119,013	32,341	0	0	0	0	0	422	2,953	4,249	10,359	6,589	513	100	
18		OTHER INCOME ADJUSTMENTS	0	A-1LN 10	0	0	0	0	0	0	0	0	0	0	0	0	0	0	0	0
19		BASED ON PLANT	0	LN 7	0	0	0	0	0	0	0	0	0	0	0	0	0	0	0	0
20		BASED ON EXPENSE	0		0	0	0	0	0	0	0	0	0	0	0	0	0	0	0	0
21		TOTAL	0		0	0	0	0	0	0	0	0	0	0	0	0	0	0	0	0
22	7210	OPERATING TAXES	0	A-1LN 18	0	0	0	0	0	0	0	0	0	0	0	0	0	0	0	0
23	7210	FEDERAL LIC AMORTIZATION	0	A-1LN 18	0	0	0	0	0	0	0	0	0	0	0	0	0	0	0	0
24	7210	STATE LIC AMORTIZATION	0	A-1LN 18	0	0	0	0	0	0	0	0	0	0	0	0	0	0	0	0
25	7210	OTHER OPERATING TAXES	91,218	A-1LN 18	0	64,786	15,064	0	0	0	0	0	194	1,317	1,365	4,190	3,021	238	48	
26	7210	OTHER OPERATING TAXES	0	A-1LN 18	0	0	0	0	0	0	0	0	0	0	0	0	0	0	0	0
27	7210	TOTAL OPERATING TAXES	91,218		0	64,786	15,064	0	0	0	0	0	194	1,317	1,365	4,190	3,021	238	48	

CP: S:\Logan\Coop\Shedden\2005\Exp\A-12\Part 09\2005\A-12-09-05-11
PW: S:\Logan\Coop\Shedden\2005\Exp\A-12\Part 09\2005\A-12-09-05-11

PROPRIETARY INFORMATION

© 2005 TeleInfoSystems, Inc. 4/2002 (S)

Logan Telephone Corp., Inc. 12/31/05
264113

PART 10 - TRAFFIC

10/0000%

AL-1, 1 of 1

DEVELOPMENT OF JOINT USE FACILITIES ALLOCATION FACTORS

LINE	ALLOCATION RATIOS	TOTAL COUNTRYPAY	SOURCE	COUNTRYPAY		LOCAL SWITCHING		TRAFFIC SENSITIVE		TRAFFIC SWITCHED TRANSPORT		SPECIAL ACCESS		TOTAL
				PAID	UNPAID	LOCAL	INTL	OPERATOR	TRANSMISSION	SWITCHING	TRANSPORT	CHANNEL	WIRELESS	
1	EQUIVALENT ACCESS LINES - MSG CODE	1,688		0	1,688									1,688
2	% DISTRIBUTION	100.0000%		0.0000%	100.0000%									100.0000%
3	EQUIVALENT ACCESS LINES - MSG C/HF	1,588		0	1,588									1,588
4	% DISTRIBUTION	100.0000%		0.0000%	100.0000%									100.0000%
5	IK CIRCUIT TERMINATIONS - MSG CODE	432												432
6	% DISTRIBUTION	100.0000%												100.0000%
7	IK CIRCUIT LINES - MSG C/HF	19,355.00												19,355.00
8	% DISTRIBUTION	100.0000%												100.0000%
DISTRIBUTION FACTORS														
9	STD WORK SECTIONS - MANUAL BOARDS	100.0000%												100.0000%
10	STD WORK SECTIONS - TESTS	100.0000%												100.0000%
11	STD WORK SECTIONS - OPERATORS	100.0000%												100.0000%
12	END USER PAYMENT & COLLECTION	100.0000%												100.0000%
13	END USER BILLING INQUIRY CONTACTS	0.0000%												0.0000%
14	IK CARRIER SVC ORDER CONTACTS	0.0000%												0.0000%
15	IK CARRIER PAYMENT & COLLECTION	0.0000%												0.0000%
16	IK CARRIER BILLING INQUIRY CONTACTS	0.0000%												0.0000%
17	PUBLIC TELEPHONE REVENUE	0.0000%												0.0000%
18	END USER BILLING & COLLECTION	100.0000%												100.0000%
19	OPERATOR SERVICES UNDER CONTRACT	0.0000%												0.0000%

CV: Globalomicat_Sales_Protal_2005Support_Logan_Part 04 10/20/05.xls
PV: Globalomicat_Sales_Protal_2005 Input File 04 10/20/05.xls

PROPRIETARY INFORMATION

TAX-1

OPTIONAL FEDERAL INCOME TAX ADJUSTMENT WORKSHEET

TAX-1

LN	A/C	DESCRIPTION	TOTAL COMPANY	SOURCE	COMMON LINE		TRAFFIC SENSITIVE					SPECIAL ACCESS			TOTAL NON ACCESS			
					LIMITED PAY	COMMON LINE	LOCAL SWITCHING	SS1	INFO	OPERATOR TRANSFER	BRN	TANDEM SWITCHED TRANSPORT SWITCHING	TERM	FACILITY		CHANNEL TERM	CHANNEL MGR EXG	FACILITY
STEP A - Determine Effective Tax Rate																		
1.		Effective FIT Rate	0.0000%	A-1, LN 29/27														
2.		Gross-up Factor	0.0000%	LN1(1.0/LN1)														
3.		Return on Investment	737,605	A-1, LN 3	0	525,358	122,858	0	0	0	0	1,583	9,118	19,325	35,656	20,908	2,335	467
4.		Reserved for Future Use	0		0	0	0	0	0	0	0	0	0	0	0	0	0	0
5.		Return on Investment	737,605	LN 3/LN 4	0	525,358	122,858	0	0	0	0	1,583	9,118	19,325	35,656	20,908	2,335	467
6.		Income Adjustment for FIT	175,847	A-1, LN 23	0	118,383	32,651	0	0	0	0	419	2,847	4,224	10,288	5,528	510	98
7.		FIT Tax Credits	0	A-1, LN 25	0	0	0	0	0	0	0	0	0	0	0	0	0	0
8.		FIT Amount @ EC's Effective FIT Rate	0	(15-6-T)*21-7	0	0	0	0	0	0	0	0	0	0	0	0	0	0
STEP B - Determine EC's Tax Allowance based upon NECA Settlement System Calculation																		
9a.		FIT Base Amount	561,758		0	406,975	93,367	0	0	0	0	1,163	6,270	15,101	25,371	14,379	1,825	367
9b.		FIT @ Maximum Tax Rate	302,485		0	219,140	48,827	0	0	0	0	626	3,378	8,131	12,801	7,742	983	198
STEP C - Gross up of Difference Between Effective Rate and Maximum Rate																		
10.		Maximum Tax Rate Per NECA	35.0000%															
11.		Gross-up Factor	53.8452%	LN10/11-LN10														
12.		Difference in Income Tax Amounts	262,485	LN 9b-LN 8	0	219,140	48,827	0	0	0	0	626	3,378	8,131	12,801	7,742	983	198
13.		Gross up of Difference in Tax Amounts	561,758	LN 12/LN 11	0	406,975	93,367	0	0	0	0	1,163	6,270	15,101	25,371	14,379	1,825	367
14.		Amount to Be Reported as Income Adjustment for FIT	737,605	LN 8+LN 13	0	525,358	122,858	0	0	0	0	1,583	9,118	19,325	35,656	20,908	2,335	467
STEP D - Verification of Line 14 Computation																		
15.		(LN 5 - LN 14 - LN 7) ÷ (LN 11) - LN 7 (should equal LN 6)	0		0	0	0	0	0	0	0	0	0	0	0	0	0	0

FILE No. 238 09/26 '06 14:40 ID: LOGAN TELEPHONE COOP FAX: 12705424800

North Central Telephone Coop., Inc.
2004 Annual Toll Cost Study
Separation Section

FCC PART 88
 Version 51a

	Interstate	Common Line	Switching	Inform	Common Transport	Operator Transfer	Special Access	Billing & Collection	Inter-Exchange
Central Office Equipment									
COE Cat. 1 Operator Systems									
COE Cat. 2 Tandem Switching			2,414,234						
COE Cat. 3 Local Switching	2,414,234		2,414,234						
COE Cat. 4.11 WB Exchange Line CCT / DSL	186,546						186,545		
COE Cat. 4.12 Exchange Trunk CCT									
COE Cat. 4.13 Exch. Line CCT - Excl. WB	1,832,370	1,614,562					17,818		
COE Cat. 4.21 IX CCT - Excl. WB/Sat.									
COE Cat. 4.22 IX CCT - WB/Satellite									
COE Cat. 4.23 All Other IX CCT	542,867				511,880		30,807		
COE Cat. 4.3 Host/Remote Mag. CCT	188,482				188,482				
TOTAL Central Office Equipment	4,948,198	1,614,562	2,414,234		700,442		213,970		
Information Orig./Term. Equip.									
IOT Cat 1 Other Info Orig./Term Equip									
IOT Cat 2 Customer Premise Equip									
TOTAL Information Orig./Term. Equip.									
Cable & Wire Facilities									
C & WF Cat 1 Exchange Line	8,884,060	8,787,078					98,972		
C & WF Cat 2 Exchange Trunk	86,079						86,079		
C & WF Cat 3 Interexchange	138,934				131,519		7,315		
C & WF Cat 4 Host/Remote	175,081				175,081				
TOTAL Cable & Wire Facilities	9,283,844	8,787,078			308,600		189,888		
Other									
Total General Support Facilities	1,880,138	1,359,994	316,887		131,070		52,815		
Billing Computers	388,437	238,518	85,892		23,189		9,301	88,838	
Equal Access Investment									
2880 Tang Assets - Lease Impr., GSF									
2880 Tang Assets - Capital Lease-COE									
2880 Tang Assets - Capital Lease-C&WF									
2890 Intangible Assets	68	43	10		4		2		
TOTAL Other	2,248,632	1,598,553	371,299		154,863		62,118	88,838	
TOTAL Telephone Plant in Service	18,473,474	12,001,183	2,785,483		1,181,805		488,084	88,838	
1220 Material & Supplies	75,482	64,887	12,758		5,322		2,136	270	
1402 Inv in Nonaffil Co - RTB Stock									
1410 Other Noncurrent Assets									
1500 Other Jurisdictional Assets									
2002 Property Held for Future Use									
2003 Plant Under Construction - S T	1,106,738	805,547	188,868		77,980		31,282	3,880	
2004 Plant Under Construction - L T									
2600 Telephone Plant Adjustment									
Account 3100 - Accum. Deprac. - TPIS									
General Support Facilities	1,268,736	801,807	208,330		87,318		38,024	33,178	
COE - Switching Equipment	1,884,722		1,884,722						
COE - Operator Systems									
COE - Transmission Equipment	1,480,442	981,834			412,805		128,103		
IOT - Other Info. Orig./Term. Equip.									
IOT - Customer Premise Equipment									
C & WF - Cable & Wire Facilities	4,777,374	4,621,840			187,777		97,767		
Equal Access Investment									
TOTAL Depreciation Reserve	9,328,273	6,376,281	1,904,052		687,800		258,884	33,178	
Account 4100 - Net Current Def Inc Taxes									
General Support Facilities									
COE - Switching Equipment									
COE - Operator Systems									
COE - Transmission Equipment									
IOT - Other Info. Orig./Term. Equip.									
IOT - Customer Premise Equipment									
C & WF - Cable & Wire Facilities									
Equal Access Investment									
Tang. Assets - Lease Improve., GSF									
Tang. Assets - Capital Lease-COE									
Tang. Assets - Capital Lease-C & WF									
Intangible Assets									
TOTAL Net Current Def Inc Taxes									

North Central Telephone Coop., Inc.
2004 Annual Toll Cost Study
Separation Section

FCC PART 69
Version 41a

	Interstate	Common Line	Switching	Inform	Common Transport	Operator Transfer	Special Access	Billing & Collection	Intra-Exchange
Account 4340 - Net Noncurr Def Inc Taxes									
General Support Facilities									
COE - Switching Equipment									
COE - Operator Systems									
COE - Transmission Equipment									
ICT - Other Info. Orig./Term Equip.									
ICT - Customer Premises Equipment									
C & WF - Cable & Wire Facilities									
Equal Access Investment									
Tang. Assets - Lease Improv., GSF									
Tang. Assets - Capital Lease-COE									
Tang. Assets - Capital Lease-C & WF									
Intangible Assets									
TOTAL Net Noncurrent Def Inc Taxes									
Other Reserve Accounts									
3200									
3400									
3500									
3600									
4040	148,558	108,225	25,120		10,478		4,203	831	
4310	283,442	191,922	44,545		18,581		7,453	941	
4370									
4550									
Summary Of Plant									
2110	2,248,579	1,598,510	371,248		154,859		62,118	59,830	
2210	4,843,188	1,614,552	2,414,234		700,442		213,870		
2310									
2410	9,283,644	8,787,078			305,600		189,888		
Equal Access Investment									
2580									
2580	56	43	10		4		2		
2580									
TOTAL Telephone Plant In Service	18,473,474	12,097,183	2,785,483		1,181,985		488,054	59,830	
1220	76,482	54,987	12,758		5,322		2,136	270	
1402									
1410									
1500									
2002									
2003	1,105,738	805,547	188,889		77,860		31,282	3,850	
2004									
2004									
2005									
TOTAL Telephone Plant	17,654,684	12,881,897	2,995,220		1,245,217		499,471	63,680	
Less 3100	9,220,273	8,375,281	1,804,052		657,600		258,884	33,178	
Less 3200									
Less 3400									
Less 3500									
Less 3600									
Less 4040	148,558	108,228	25,120		10,478		4,203	831	
Less 4100									
Less 4310	283,442	191,922	44,545		18,581		7,453	941	
Less 4340									
Less 4370									
NET Telephone Plant	8,013,381	5,168,286	1,011,603		586,288		226,931	28,411	
Cash Working Capital - Interstate	109,087	79,458	18,442		7,693		3,088	380	
NET Telephone Plant & Interstate CWC	8,122,468	5,285,744	1,029,845		593,981		232,017	28,891	
NET Tel Plant less Interstate-Only Items (Excludes 4040 & CWC)	8,181,949	5,294,514	1,038,823		598,736		233,134	28,842	
4550									
Patronage Capital									

North Central Telephone Coop., Inc.
2004 Annual Toll Cost Study
Separation Section

PCG PART 89
 Version 61A

	Interstate	Common Line	Switching	Inform	Common Transport	Operator Transfer	Special Access	Billing & Collection	Inter-Exchange
Plant Specific Operations Expense									
8110 Total Network Support Expense									
8120 Total General Support Expense	107,844	78,883	17,838		7,441		2,985	2,827	
Central Office Maintenance Expense									
8210 Total COE Switching Expense	248,132		248,132						
8220 Total COE Operator Sys Expense	8,510	5,433			2,357		720		
8230 Total COE Transmission Expense							720		
TOTAL Central Office Maintenance Expense	256,642	5,433	248,132		2,357		720		
8310 Total Information Orig/Term Equip Exp									
8410 Total Cable & Wire Fac Exp	531,515	503,085			17,554		10,878		
TOTAL Plant Specific Operations Expense	888,101	686,371	285,970		27,362		14,881	2,827	
Plant Non-Specific Operations Expense									
Other Property Plant & Equipment									
8510 Total Other Prop Plant & Equip Exp	1,489	1,089	263		106		42		
8530 Total Network Operations Exp	385,722	289,323	87,182		28,911		11,238		
8540 Total Access Expenses	139,209	139,209							
Depreciation Expense - Plant In Service									
General Support Facilities	124,022	88,301	20,495		8,548		3,428	3,248	
COE - Switching Equipment	187,787		187,787						
COE - Operator Systems									
COE - Transmission Equipment	217,015	138,548			60,108		18,361		
LOT Cat 1 Other Info Orig/Term Equip									
LOT Cat 2 Customer Premises Equip									
C&WF - Cable & Wire Facilities	584,861	534,838			18,855		11,668		
Equal Access Investment									
8581 - TOTAL Depreciation Expense	1,103,656	761,487	218,282		87,310		33,348	3,248	
8582 Deprec Exp - Prop Held for Full Use									
8583 Amort Expense - Tangible									
8584 Amort Expense - Intangible									
8585 Amort Expense - Other									
8586 Total Depreciation & Amortization Expense	1,103,656	761,487	218,282		87,310		33,348	3,248	
TOTAL Plant Non-Specific Operations Expense	1,040,075	1,181,108	285,887		115,428		44,828	3,248	
Customer Operations Expense									
8810 Total Marketing Expense	88,281	82,857	14,588		8,088		2,441	308	
8820 - SERVICES									
Telephone Operator Services									
Call Completion									
Directory Assistance									
Sub-total - Telephone Operator Services									
Published Directory Services									
Dir Publishing - Alpha	4,086				4,086				
Dir Publishing - Classified									
Dir Publishing - Foreign									
Sub-total - Published Directory Services	4,086				4,086				
All Other Services - Category 1 *									
E. U. Service Order Processing	2,136							2,136	
E. U. Service Order Processing - Pre-sub	34,544	25,894	8,039		2,517				
E. U. Payment & Collection	182,428	68,088						114,343	
E. U. Billing Inquiry	15,543							15,543	
IXC Service Order Processing									
IXC Payment & Collection									
IXC Billing Inquiry									
Coin Collection & Admin									
Sub-total - All Other Services - Cat. 1	214,651	74,076	8,033		2,517			132,022	
* Other Column Includes Local & Directory on End User									

North Central Telephone Coop., Inc.
2004 Annual Toll Cost Study
Separation Section

FCC PART 68
Version 51a

Interline - Common Line Switching Inform Transport Common Operator Special Billing & Inter-Exchange

Category	34,298	14,873	2,288	884	958	384	84,280	34,298
All Other Services - Category 2	34,298	14,873	2,288	884	958	384	84,280	34,298
Message Forwarding - Toll & Local	14,873						84,280	14,873
E U C L Billing & Collecting								
Other Billing & Collecting								
CBS Billing & Collecting								
Sub-total - All Other Services - Cal 2	137,591	14,873	2,288	884	958	384	118,278	137,591
All Other Services - Category 3	0,777	1,084	158	78	88	7	4,773	0,777
TOTAL Services Expense	382,002	80,948	9,488	4,183	3,541	391	255,273	382,002
TOTAL Customer Operations Expense	448,883	153,503	23,077	4,183	8,027	2,832	285,881	448,883
Corporate Operations Expenses	130,876	81,180	24,768	288	4,521	1,883	17,855	130,876
Total General & Planning Exp	628,864	327,278	89,837	1,168	18,232	8,038	72,405	628,864
TOTAL Corporate Operations Expense	857,830	408,438	124,886	1,486	22,753	10,028	80,380	857,830
Other Oper. Exp., Tax, ITC & Fixed Charges								
Uncollectibles								
ITC - Operating								
Equal Access Expense								
Ad Valorem Tax								
Group Recycled Tax								
PUC Fees								
Other Operating Taxes								
Interest During Construction								
Special Charges								
Interest Expense - Funded Debt								
Interest Expense - Capital Lease								
Interest on Customer Deposits (CWC)								
Int. Eff. - Utility, Retaining Ditch								
Int. Eff. - Utility, Retaining Ditch								
TOTAL Other Expenses and Taxes	111,418	80,871	18,784	7,840	3,144	397		111,418
(Excludes 7210, 7340, 7510, 7520)								
Miscellaneous Revenues								
Rent Rev. - GSF								
Rent Rev. - COE								
Rent Rev. - C & WF								
Rent Rev - Direct Assignment								
Corporate Operations Revenue								
Miscellaneous Revenue								
TOTAL Miscellaneous Revenue								
Summary Of Operating Expenses & Taxes	8170	107,844	78,853	17,838	7,441	2,886	2,827	107,844
Total Network Support Expense	8120	248,132	178,533	40,132	24,811	2,886	2,827	248,132
Total Central Office Sw Exp	8220	4,610	5,433	2,367	720			4,610
Total Central Office Equip Exp	8230	1,488	1,088	283	105			1,488
Total Equip Exp	8610	1,488	1,088	283	105			1,488
Total Network Support Exp	8620	396,722	289,323	87,152	28,011	11,238	2,827	396,722
Total Network Operations Exp	8630	138,208	139,208	781,487	1,038,858			138,208
Total Depreciation & Amort Exp	8640	1,038,858	781,487	2,182,282	87,310	33,348	3,248	1,038,858
Total Plant Non-Specific Operations Expense	8610	1,640,078	1,184,108	285,887	115,428			1,640,078
Total Marketing Expense	8610	88,281	82,627	14,688	8,088	2,441	308	88,281
Total Services Expense	8620	382,802	90,848	8,488	4,183	3,541	255,881	382,802
Total Customer Operations Expense	8610	448,883	153,503	23,077	4,183	8,027	2,832	448,883
Total General & Admin Exp	8710	130,876	81,180	24,768	288	4,521	1,883	130,876
Total Corporate Operations Expense	8720	628,864	327,278	89,837	1,168	18,232	8,038	628,864
Total Operating Expenses & Taxes	8710	1,114,8	80,871	18,784	7,840	3,144	397	1,114,8
TOTAL Operating Expenses & Taxes	8720	3,783,838	2,418,381	718,103	5,818	182,888	75,212	3,783,838
Miscellaneous Revenue								
TOTAL Miscellaneous Revenue								
TOTAL Expenses Less Miscellaneous Revenue		3,753,838	2,418,381	718,103	5,818	182,888	75,212	3,753,838
TOTAL Expenses Less Intangible-Only Items		3,753,838	2,418,381	718,103	5,818	182,888	75,212	3,753,838

Workmanare

LSS Worksheet

North Central Telephone Coop., Inc.
 2004 Annual Toll Cost Study
 Interests
 Number of Months in Study: 12
 FCC PART 89
 Version 518

Investments & Expenses by Pool

Interests	Investment	Expense	I.D.C.	I.D.C.	I.T.C.
	by Month	by Month	by Month	by Month	by Month

Common Line	SW Access	SP Access	Bill & Coll	Subtotal	Total
8,265,744	1,586,888	432,017	28,801	8,122,458	8,122,458
2,419,391	808,719	75,212	382,513	3,753,835	3,753,835
201,818	76,580	8,288	29,378	312,820	312,820
33,778	11,110	1,312	186	48,386	48,386
2,818	828	109	14	3,884	3,884
					IX
					Inform.
					Total

* Excluding Directory Expense in A/C 8820

North Central Telephone Coop., Inc.
2004 Annual Toll Cost Study
Separation Ratios

FCC PART 89
 Version 51a

	Interstate	Common Line	Switching	Inform	Common Transport	Operator Transfer	Special Access	Billing & Collection	Inter-Exchange
Account 4340 - Net Noncurr Def Inc Taxes									
General Support Facilities									
COE - Switching Equipment									
COE - Operator Systems									
COE - Transmission Equipment									
IOT - Other Info. Orig/Term Equip									
IOT - Customer Premise Equipment									
C & WF - Cable & Wire Facilities									
Equal Access Investment									
TOTAL Net Noncurr Def Inc Taxes									
Other Reserve Accounts									
3200		Accum Depr - Plt Hld for Fut Use							
3400		Accum Amort - Tangible							
3500		Accum Amort - Intangible							
3800		Accum Amort - Other							
4040	1.000000	Customer Deposits	0.728510	0.189092		0.070531	0.028292	0.003574	
4310	1.000000	Other Long Term Liabilities	0.728517	0.189098		0.070532	0.028291	0.003572	
4370		Other Juris Liab & Def Credits							
4850		Patronage Capital							
Summary of Plant									
2110	1.000000	General Support Facilities	0.711978	0.185261		0.088931	0.027849	0.028191	
2210	1.000000	Central Office Equipment	0.328621	0.486395		0.141898	0.043288		
2310		Information Orig/Term Equip							
2410	1.000000	Cable & Wire Facilities	0.048512			0.033028	0.020462		
		Equal Access Investment							
2880		Tangible Assets							
2880	1.000000	Intangible Assets	0.728814	0.189192		0.077977	0.033888		
	1.000000	Telephone Plant In Service	0.728510	0.189090		0.070532	0.028291	0.003572	
1220	1.000000	Material & Supplies	0.728503	0.189088		0.070535	0.028290	0.003578	
1402		Inv in Nonaffl Co - RTB Stock							
1410		Other Noncurrent Assets							
1500		Other Jurisdictional Assets							
2002		Property Held for Future Use							
2003	1.000000	Plant Under Construction - S.T.	0.728516	0.189090		0.070532	0.028291	0.003872	
2004		Plant Under Construction - L.T.							
2005		Telephone Plant Adjustment							
TOTAL Telephone Plant									
	1.000000		0.728516	0.189090		0.070532	0.028291	0.003572	
Less 3100	1.000000	Accum Deprec - TPIS	0.690705	0.208308		0.071284	0.028050	0.003586	
Less 3200		Accum Depr - Plt Hld Fut Use							
Less 3400		Accum Amort - Tangible							
Less 3500		Accum Amort - Intangible							
Less 3800		Accum Amort - Other							
Less 4040	1.000000	Customer Deposits	0.728510	0.189092		0.070531	0.028292	0.003574	
Less 4100		Net Current Def Income Taxes							
Less 4310	1.000000	Other Long Term Liabilities	0.728517	0.189098		0.070532	0.028291	0.003572	
Less 4340		Accum Def Income Taxes							
Less 4370		Oth Juris Liab. & Def Cred							
NET Telephone Plant									
	1.000000		0.771984	0.128227		0.089858	0.028290	0.003545	
Cash Working Capital - Interstate	1.000000	0.728508	0.189089		0.070535	0.028290	0.003578		
Net Telephone Plant & Interstate CWC									
	1.000000	0.771410	0.128602		0.089877	0.028285	0.003548		
NET Telephone Plant less Interstate-Only Items									
(Excludes 4040 & CWC)									
	1.000000	0.771202	0.127007		0.089861	0.028284	0.003548		
4550 Patronage Capital									

North Central Telephone Coop., Inc.
 2004 Annual Toll Cost Study
 Separation Ration

FCC PART 08
 Version 57a

Interstate	Common Line	Switching	Inform	Common Transport	Operator	Special Access	Billing & Int'l-Exchange
------------	-------------	-----------	--------	------------------	----------	----------------	--------------------------

Plant Specific Operations Expense

8120	Total Network Support Expense	1.000000	0.711871	0.18262	0.08834	0.027863	0.026180
8110	Total General Support Expense	1.000000	0.711871	0.18262	0.08834	0.027863	0.026180

Central Office Maintenance Expense

8210	Total COE Switching Expense	1.000000					
8220	Total COE Operator Exp Expense	1.000000					
8230	Total COE Transmission Expense	1.000000	0.021170	0.988841	0.008184	0.002805	
8310	Total Info Ctr/Trm Equip Exp	1.000000	0.848511	0.033028	0.020482		

TOTAL Central Office Maintenance Expense

8410	Total Info Ctr/Trm Equip Exp	1.000000	0.848511	0.033028	0.020482		
8420	Total Cable & Wire Exp	1.000000	0.197783	0.078110	0.030218	0.002843	

Plant Non-Specific Operations Expense

8510	Total Plant Specific Operations Expense	1.000000	0.853242	0.288808	0.030523	0.018272	0.003155
------	---	----------	----------	----------	----------	----------	----------

Other Property Plant & Equipment

8610	Total Other Prop Plant & Equip Exp	1.000000	0.731383	0.188913	0.078417	0.028267	
8630	Total Network Operations Exp	1.000000	0.731127	0.188885	0.078384		
8640	Total Access Expenses	1.000000					

Depreciation Expense - Plant in Service

8650	General Support Facilities	1.000000	0.711878	0.18253	0.08831	0.027840	0.026188
8660	COE - Switching Equipment	1.000000					
8670	COE - Operator Systems	1.000000					
8680	COE - Transmission Equipment	1.000000	0.838426	0.27887	0.084807		
8690	COE - Other Info Ctr/Trm Equip	1.000000					
8700	COE - Cable & Wire Facilities	1.000000	0.84812	0.033028	0.020482		
8710	COE - Access Investment	1.000000	0.197783	0.078110	0.030218	0.002843	

8651 - TOTAL Depreciation Expense

8651	Depreciation Expense - Prop Held for Fut Use	1.000000	0.888888	0.197783	0.078110	0.030218	0.002843
------	--	----------	----------	----------	----------	----------	----------

8652

8652	Amort Exp - Prop Held for Fut Use	1.000000					
8653	Amort Expense - Tangible	1.000000					
8654	Amort Expense - Intangible	1.000000					
8655	Amort Expense - Other	1.000000					
8656	Total Depreciation & Amortization Expense	1.000000	0.197783	0.079110	0.030218	0.002843	

TOTAL Plant Non-Specific Operations Expense

8657	Total Plant Non-Specific Operations Expense	1.000000	0.728232	0.174178	0.079378	0.027210	0.001880
------	---	----------	----------	----------	----------	----------	----------

Customer Operations Expense

8610	Total Marketing Expense	1.000000	0.728816	0.188887	0.078837	0.028281	0.003570
------	-------------------------	----------	----------	----------	----------	----------	----------

8620 - Services

8620	Telephone Operator Services	1.000000					
8630	Call Completion	1.000000					
8640	Directory Assistance	1.000000					
8650	Sub-total - Telephone Operator Services	1.000000					

Published Directory Services

8650	Published Directory Services	1.000000					
8660	OR Publishing - Classified	1.000000					
8670	OR Publishing - Foreign	1.000000					
8680	Sub-total - Published Directory Services	1.000000					

All Other Services - Category 1

8690	E - U Service Order Processing	1.000000					
8700	E - U Payment & Collection	1.000000					
8710	E - U Billing Inquiry	1.000000					
8720	IXC Service Order Processing	1.000000					
8730	IXC Payment & Collection	1.000000					
8740	IXC Billing Inquiry	1.000000					
8750	Sub-total - All Other Services - Cat 1	1.000000					

Other Column Includes Local & Directory on End User

8760	Other Column Includes Local & Directory on End User	1.000000	0.346118	0.028198	0.011728	0.016062	
------	---	----------	----------	----------	----------	----------	--

Sub-total - All Other Services - Cat 1

8770	Sub-total - All Other Services - Cat 1	1.000000	0.346118	0.028198	0.011728	0.016062	
------	--	----------	----------	----------	----------	----------	--

Allocations

8780	Allocations	1.000000					
------	-------------	----------	--	--	--	--	--

Page 3 of 4

North Central Telephone Coop., Inc.
2004 Annual Toll Cost Study
Separation Ratios

FCC PART 89
 Version 51a

	Interstate	Common Line	Switching	Inform	Common Transport	Operator Transfer	Special Access	Billing & Collection	Inter-Exchange
All Other Services - Category 2									
Message Processing - Toll & Local	1.000000							1.000000	
E.L.C.L. Billing & Collecting	1.000000	1.000000							
Other Billing & Collecting	1.000000							1.000000	
CABS Billing & Collecting	1.000000		0.631118		0.283332		0.105553		
Sub-total - All Other Services - Cat. 2	1.000000	0.108460	0.016748		0.008988		0.002801	0.884973	
All Other Services - Category 3									
	1.000000	0.249883	0.023482	0.011510	0.009739		0.001033	0.704284	
8820 TOTAL, Service Expense	1.000000	0.249887	0.023409	0.011481	0.009788		0.001078	0.704279	
TOTAL Customer Operations Expense	1.000000	0.341988	0.051410	0.008274	0.021447		0.008309	0.688584	
Corporate Operations Expense									
8710 Total Executive & Planning Exp	1.000000	0.821078	0.188481	0.002212	0.034597		0.015251	0.137401	
8720 Total General & Admin Exp	1.000000	0.821075	0.188481	0.002213	0.034599		0.015250	0.137403	
TOTAL Corporate Operations Expense	1.000000	0.821078	0.188481	0.002212	0.034598		0.015250	0.137402	
Other Oper. Exp., Tax, ITC & Fixed Charges									
5301 Uncollectibles									
7210 ITC - Operating									
7240 Equal Access Expense	1.000000	0.728813	0.189088		0.070532		0.028295	0.003573	
7240 Ad Valorem Tax	1.000000	0.728513	0.189088		0.070532		0.028295	0.003573	
7240 Gross Receipts Tax									
7240 FUC Fees									
7240 Other Operating Taxes									
7340 Interest During Construction	1.000000	0.728508	0.189089		0.070528		0.028297	0.003580	
7370 Special Charges	1.000000	0.728394	0.188432		0.070742		0.027848	0.003493	
7610 Interest Expense - Funded Debt									
7620 Interest Expense - Capital Lease									
7640 Int. on Customer Deposits (CWC)	1.000000	0.728498	0.188128		0.070580		0.028232	0.003582	
7910 Inc. Eff. Juris. Reimbursement Diff									
TOTAL Other Expenses and Taxes (Excludes 7210, 7340, 7510, 7520)	1.000000	0.728510	0.189083		0.070538		0.028287	0.003572	
Miscellaneous Revenues									
8240 Rent Rev - GSF									
8240 Rent Rev - COE									
8240 Rent Rev - C & WF									
8240 Rent Rev - Direct Assignment									
8250 Corporate Operations Revenues									
8280 Miscellaneous Revenues									
TOTAL Miscellaneous Revenues									
Summary Of Operating Expenses & Taxes									
8110 Total Network Support Expense									
8120 Total General Support Expense	1.000000	0.711971	0.185252		0.068934		0.027853	0.028180	
8210 Total Central Office Sw Exp	1.000000		1.000000						
8220 Total Central Office Opera Sys									
8230 Total Central Office Trans Exp	1.000000	0.830425			0.278888		0.084608		
8310 Total Info Orig/Term Equip Exp									
8410 Total C & WF Exp	1.000000	0.848811			0.033028		0.020482		
TOTAL Plant Specific Operations Expense	1.000000	0.853242	0.288808		0.030523		0.018272	0.003155	
8810 Total Oth Prop Plant & Equip Exp	1.000000	0.791383	0.188913		0.070517		0.028207		
8830 Total Network Operations Exp	1.000000	0.731127	0.188885		0.070785		0.028394		
8840 Total Access Expense	1.000000	1.000000							
8860 Total Depreciation & Amort Exp	1.000000	0.889988	0.197753		0.078110		0.030218	0.002943	
TOTAL Plant Non-Specific Operations Expense	1.000000	0.728252	0.174176		0.076378		0.027210	0.001980	
8810 Total Marketing Expense	1.000000	0.728515	0.188987		0.070537		0.028291	0.003870	
8820 Total Service Expense	1.000000	0.249887	0.023409	0.011481	0.009788		0.001078	0.704279	
TOTAL Customer Operations Expense	1.000000	0.341988	0.051410	0.008274	0.021447		0.008309	0.688584	
8710 Total Executive & Planning Exp	1.000000	0.821078	0.188481	0.002212	0.034597		0.015251	0.137401	
8720 Total General & Admin Exp	1.000000	0.821075	0.188481	0.002213	0.034599		0.015250	0.137403	
TOTAL Corporate Operations Expense	1.000000	0.821078	0.188481	0.002212	0.034598		0.015250	0.137402	
TOTAL Other Expenses & Taxes	1.000000	0.728510	0.189083		0.070538		0.028287	0.003572	
TOTAL Operating Expenses & Taxes	1.000000	0.844512	0.191286	0.001487	0.048780		0.020036	0.093807	
Miscellaneous Revenues									
TOTAL Expenses Less Misc Revenues	1.000000	0.844512	0.191288	0.001487	0.048780		0.020038	0.093807	
TOTAL Expenses Less Interstate-Only Items (Excludes 7540)	1.000000	0.844512	0.191288	0.001487	0.048780		0.020038	0.093807	

North Central Telephone Coop., Inc.
 2004 Annual Toll Cost Study
 Revenue Requirement

FCC PART 69
 Version 51a

REVENUE REQUIREMENT	Interstate	Common Line	Switching	Inform	Common Transport	Operator Transfer	Special Access	Billing & Collection	Inter-Exchange
1. Net Investment	8,122,468	8,285,744	1,029,845		885,881		232,017	28,001	
2. Rate of Return	11.2500%	11.2500%	11.2500%	11.2500%	11.2500%	11.2500%	11.2500%	11.2500%	11.2500%
3. Return (Line 1 x Line 2)	913,777	704,888	115,888		83,888		28,102	3,240	
4. IDC	48,388	33,778	7,840		3,270		1,312	188	
5. Less Net Adds/Deducts for FIT									
6. Less ITC									
7. Total FIT Base (Line 4 - 5 - 6)	913,777	704,888	115,888		83,888		28,102	3,240	
8. FIT Gross-up Factor									
9. Gross FIT (Line 7 x Line 8)									
10. Less ITC									
11. Net FIT (Line 9 - Line 10)									
12. Total SIT Base (Line 7 + Line 9)	913,777	704,888	115,888		83,888		28,102	3,240	
13. SIT Rate									
14. Net SIT (Line 12 x Line 13)									
15. Return + FIT + SIT - IDC (Line 3+11+14-4)	887,411	671,118	108,028		80,388		24,790	3,074	
16. Total Exp's, Taxes less Misc. Rev's	3,783,835	2,418,381	718,103	5,818	182,888		75,212	352,513	
17. Total Rev. Req't (Line 15 + 16)	4,821,240	3,090,500	828,132	5,818	243,387		100,002	355,587	