



139 East Fourth Street, R. 25 At II  
P.O. Box 960  
Cincinnati, Ohio 45201-0960  
Tel: 513-287-3601  
Fax: 513-287-3810  
[John.Finnigan@duke-energy.com](mailto:John.Finnigan@duke-energy.com)

**VIA OVERNIGHT DELIVERY**

John J. Finnigan, Jr.  
Associate General Counsel

January 9, 2007

Ms. Elizabeth O'Donnell  
Executive Director  
Kentucky Public Service Commission  
211 Sower Boulevard  
P.O. Box 615  
Frankfort, Kentucky 40602-0615

**RECEIVED**

**JAN 10 2007**


**PUBLIC SERVICE  
COMMISSION**

Re: In the Matter of an Adjustment of the Electric Rates of The Union Light, Heat and  
Power Company d/b/a Duke Energy Kentucky, Inc.  
Case No. 2006-00172

Dear Ms. O'Donnell:

We recently filed a new retail electric tariff, as required by the Commission's December 21, 2006 order in the above-referenced case. I have enclosed an "original" and four copies of a new sample bill, which corresponds with the new tariff. Thank you for your consideration in this matter.

Very truly yours,

  
John J. Finnigan, Jr.  
Associate General Counsel

JJF/dlg

cc: Hon Elizabeth E. Blackford (w/ enclosure)  
Hon. Michael L. Kurtz (w/ enclosure)



Account Number 1212-1212-12-4

80 21

Due Date	Amount Due
mmm dd, yyyy	\$ 78.79

\$ \_\_\_\_\_ \$ \_\_\_\_\_  
WinterCare Contribution Amount Enclosed  
(for Customer Assistance)

Current Customer  
12345 Your Street  
Your City ST 12345-1234

PO Box 9001076  
Louisville KY 40290-1076

200 00000078794 12121212124 mmmddyyyy2 00000080867

Page 1 of 2

Name/Service Address	For Inquiries Call	Account Number
Current Customer 12345 Your Street Your City ST 12345-1234	Duke Energy 1-800-123-4567	1212-1212-12-4

Mail Payments To	Account Information
PO Box 9001076 Louisville KY 40290-1076	Payments after mmm dd not included Last payment received mmm dd Bill Prepared on mmm dd, yyyy Next meter reading mmm dd, yyyy

Urgent Messages are printed in this section of the bill with a box around the message text.

Meter	Number	Reading Date	From	To	Days	Meter Reading	Usage
						Previous	Present
Gas	11111111	mmm dd	mmm dd	30	1975	1993	18
Elec	22222222	mmm dd	mmm dd	30	21202	21789	587

Gas - Residential	
Usage - 18 CCF	
Duke Energy - Rate RS	\$ 33.20
<b>Current Gas Charges</b>	<b>\$ 33.20</b>
Gas Cost Recovery Chrg: x.xxxxxxx/CCF	

Electric - Residential	
Usage - 587 kWh	
Duke Energy - Rate RS	\$ 41.34
<b>Current Electric Charges</b>	<b>\$ 41.34</b>

Taxes	
<b>Taxes</b>	<b>\$ 4.25</b>

Current Billing	
Balance - Previous Bill	\$ 100.87
Payment(s) Received	100.87 cr
<b>Balance Forward</b>	<b>0.00</b>
Current Gas Charges	\$ 33.20
Current Electric Charges	41.34
Taxes	4.25
<b>Current Amount Due</b>	<b>\$ 78.79</b>

Non-Urgent Bill Messages appear in this section of the bill

Due Date	Amount Due	After
mmm dd, yyyy	\$ 78.79	mmm dd, yyyy pay
		\$ 80.86

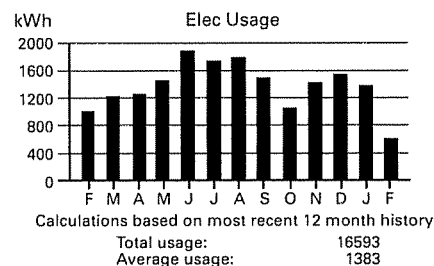
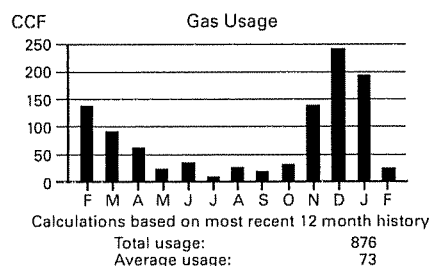
visit us at [www.duke-energy.com](http://www.duke-energy.com)



Name	Service Address	Account Number
Current Customer	12345 Your St Your City ST 12345-1234	1212-1212-12-4

Explanation of Current Charges			
Gas Meter #        11111111 CCF Usage -        18  mmm dd - mmm dd 30 Days	Duke Energy Rate RS – Residential Service		
	Customer Charge	\$ xx.xx	
	Gas Delivery Charge		
	18 CCF @ \$ x.xxxxxxx	xx.xx	
	Gas DSM Rider		
	18 CCF @ \$ x.xxxxxxx	x.xx	
	Rider MSR-G		
	18 CCF @ \$ x.xxxxxxx	x.xx cr	
	Gas Cost Recovery		
	18 CCF @ \$ x.xxxxxxx	xx.xx	\$ xx.xx
Total Current Gas Charges		\$ xx.xx	
Electric Meter #        22222222 kWh Usage        587  mmm dd - mmm dd 30 Days	Duke Energy Rate RS – Residential Svcs-xxxxxxx		
	Customer Charge	\$ x.xx	
	Energy Charge		
	587 kWh @ \$ x.xxxxxxx	xx.xx	
	Elec DSM Rider		
	587 kWh @ \$ x.xxxxxxx	x.xx	
	Rider MSR-E		
	587 kWh @ \$ x.xxxxxxxcr	x.xx cr	
	RiderPSM		
	587 kWh @ \$ x.xxxxxxxcr	x.xx cr	
Elec Fuel Adjustment			
587 kWh @ \$ x.xxxxxxxcr	x.xx cr	\$ xx.xx	
Total Current Electric Charges		\$ xx.xx	

Explanation of Taxes		
Taxes	Rate Incr for School Tax	\$ x.xx
	Total Taxes	\$ x.xx



	FEB	MAR	APR	MAY	JUN	JUL	AUG	SEP	OCT	NOV	DEC	JAN	FEB
Gas	143	87	58	24	38	7	27	17	29	142	238	191	18
Electric	1025	1209	1211	1478	1855	1689	1698	1528	1035	1376	1575	1352	58



## Bill Payment Made Easy

**e-Bill** - View and pay your bill for free at [www.duke-energy.com](http://www.duke-energy.com)

**BillPayer 2000®** - Automatically pay from your checking account for 30¢/transaction - enroll at 1-800-991-7771

**Speedpay®** - Pay by phone at 1-877-596-5068 with credit card or check for \$3.95/transaction

### EXPLANATION OF ESTIMATED CHARGES

Meters are scheduled to be read monthly. Regular meter readings are essential for accurate billing. When we are unable to read a meter, the usage is estimated based on previous bills. An estimated read will be considered the same as an actual read.

### PAYMENT OF BILLS

In order to avoid paying a late charge, please mail your payment to Duke Energy several days before the due date. Or, if you prefer, you may pay by phone through Speedpay, pay online with e-Bill, or pay automatically through BillPayer 2000®. Payments can also be made at a Duke Energy office or Pay Station location. For more information about our bill payment options, please visit us at [www.duke-energy.com](http://www.duke-energy.com) or call 1-800-544-6900.

Disconnection of your utility service(s) will not result from failure to pay any non-tariffed or non-regulated products or services.

### LATE PAYMENT CHARGE INFORMATION

You can avoid a late payment charge if you pay your current month's charges plus at least \$5.00 on any past due balance. However your payment must be received in a Duke Energy office by the DUE DATE shown on your current bill.

Please note, any unpaid past due balance remains subject to collection efforts, including possible disconnection of services.

### EXPLANATION OF BILL LANGUAGE (The following terms will not appear on every bill)

BBP Cycle	Period of time used to calculate the current Budget Billing monthly installment amount.
CCF	Gas usage, measured in hundreds of cubic feet.
CR	Credited amount.
Current Gas Charges	Total of all charges based on gas usage during the current billing period.
Customer Charge	Charge for administrative costs, including meter reading, billing, and collecting. The Customer Charge for each service includes 10 cents for an energy assistance program approved by the Public Service Commission.

Elec. Rate	Code that identifies the rate used to determine the Electric Usage Charge.
EST or E	Estimated Meter Read.
Gas Rate	Code that identifies the rate used to determine the Gas Usage Charge.
kWh	Electric usage measured in Kilowatt-hours.
Late Payment	Additional charge added to the bill if Amount To Pay is not received in full by the due date.
Meter Multiplier	Constant number that the meter reading usage is multiplied by to obtain the energy usage.
Usage	Amount of energy used during the billing period.

### GAS COST INFORMATION

The GAS COST ADJUSTMENT (GCA) rate is the cost (per 100 cubic feet) of gas we purchase from our suppliers. This rate varies periodically as gas prices to us increase or decrease. Duke Energy makes no profit on this charge since it is based on the actual cost we pay our suppliers for the gas we purchase and resell. The GCA amount is included in your total bill as an addition to the Gas Usage Charge, which covers our normal operating expenses for delivering gas to you.

### ELECTRIC COST INFORMATION

The ELECTRIC FUEL ADJUSTMENT (EFA) rate is the increase or decrease (since determination of the Base Period Fuel Cost) in the cost of fuel purchased from our supplier and used to generate electricity. The EFA rate is computed monthly according to a formula established by the Kentucky Public Service Commission. Duke Energy makes no profit on the EFA since it is based on the actual cost of fuel used to generate electricity. The amount of the EFA is included in your total bill.

### BILLING OR SERVICE INQUIRIES

If you have a question about your bill or service, call us at (513) 421-9500, or from a toll free area call 1-800-544-6900. You may also write to our Customer Services Department at P.O. Box 960, Mail Drop 309C, Cincinnati, OH 45201, contact us by fax at (513) 287-2376, or e-mail us at [www.duke-energy.com](http://www.duke-energy.com). Rate schedules and service regulations are available upon request.

### BUSINESS HOURS

#### OFFICE HOURS:

Cincinnati - 8:00 a.m. - 5:00 p.m. Monday - Friday

Newport - 8:00 a.m. - 5:00 p.m. Monday - Friday

### SERVICE EMERGENCY NUMBERS

Gas Trouble - (513) 651-4466 OR 1-800-634-4300

Electric Trouble - (513) 651-4182 OR 1-800-543-5599