

**SPR Results**  
**Kentucky Power Company**  
**Account: 354 - Towers & Fixtures**

Curve	Life	Sum of Squared Differences	Index of Variation
<b>BAND: 2000 - 2004</b>			
R5	52	4.90E+10	1
R4	67	5.02E+10	1
S2	84	5.38E+10	1
L3	79	5.42E+10	1
L4	61	5.86E+10	1
S5	49	5.93E+10	1
S3	65	6.32E+10	1
S6	46	6.46E+10	1
S4	55	6.65E+10	1
L5	53	6.85E+10	1
SQ	43	1.77E+11	2
R3	86	1.01E+12	5
S1.5	86	1.82E+12	7
L2	86	4.05E+12	10
S1	86	7.87E+12	14
R2.5	86	1.03E+13	16
L1.5	86	2.36E+13	24
R2	86	2.96E+13	27
S0.5	86	3.49E+13	30
L1	86	5.96E+13	39
R1.5	86	7.90E+13	45
S0	86	8.13E+13	45
R1	86	1.52E+14	62
L0.5	86	1.54E+14	62
S-0.5	86	2.26E+14	75
R0.5	86	2.78E+14	84
L0	86	2.92E+14	86
O1	86	4.42E+14	106
O2	86	5.66E+14	119
O3	86	1.20E+15	174
O4	86	2.20E+15	236

Minimum Equipment Life Expectancy: 4  
 Maximum Equipment Life Expectancy: 86  
 Life Expectancy Increment: 1  
 Begin Year: 2000  
 End Year: 2004  
 Year Fit Increment: 0

**Plant Balances**

Year	Balance	Year	Balance	Year	Balance	Year	Balance
2004	92,364,356	2003	92,364,356	2002	87,649,212	2001	86,697,233
2000	86,504,181						

**Simulated Balances**

**Curve: R5 ASL: 52 SSD: 4.90E+10 IV: 1**

Year	Balance	Year	Balance	Year	Balance	Year	Balance
2004	92,225,300	2003	92,318,139	2002	87,677,580	2001	86,784,242
2000	86,642,622						

**Curve: R4 ASL: 67 SSD: 5.02E+10 IV: 1**

Year	Balance	Year	Balance	Year	Balance	Year	Balance
2004	92,216,687	2003	92,302,358	2002	87,661,370	2001	86,773,357
2000	86,640,619						

**Curve: S2 ASL: 84 SSD: 5.38E+10 IV: 1**

Year	Balance	Year	Balance	Year	Balance	Year	Balance
2004	92,233,680	2003	92,320,213	2002	87,680,571	2001	86,793,001
2000	86,660,936						

**Curve: L3 ASL: 79 SSD: 5.42E+10 IV: 1**

Year	Balance	Year	Balance	Year	Balance	Year	Balance
2004	92,220,193	2003	92,308,077	2002	87,669,895	2001	86,784,185
2000	86,653,366						

**Curve: L4 ASL: 61 SSD: 5.86E+10 IV: 1**

Year	Balance	Year	Balance	Year	Balance	Year	Balance
2004	92,196,463	2003	92,291,661	2002	87,657,020	2001	86,772,909
2000	86,643,206						

**Curve: S5 ASL: 49 SSD: 5.93E+10 IV: 1**

Year	Balance	Year	Balance	Year	Balance	Year	Balance
2004	92,249,952	2003	92,352,250	2002	87,713,565	2001	86,817,335

2000 86,670,013

**Curve: S3 ASL: 65 SSD: 6.32E+10 IV: 1**

Year	Balance	Year	Balance	Year	Balance	Year	Balance
2004	92,213,894	2003	92,311,674	2002	87,679,454	2001	86,797,140
2000	86,668,014						

**Curve: S6 ASL: 46 SSD: 6.46E+10 IV: 1**

Year	Balance	Year	Balance	Year	Balance	Year	Balance
2004	92,211,549	2003	92,323,324	2002	87,694,199	2001	86,806,007
2000	86,664,572						

**Curve: S4 ASL: 55 SSD: 6.65E+10 IV: 1**

Year	Balance	Year	Balance	Year	Balance	Year	Balance
2004	92,262,501	2003	92,357,139	2002	87,718,777	2001	86,827,919
2000	86,689,115						

**Curve: L5 ASL: 53 SSD: 6.85E+10 IV: 1**

Year	Balance	Year	Balance	Year	Balance	Year	Balance
2004	92,265,477	2003	92,363,204	2002	87,725,387	2001	86,832,731
2000	86,690,091						

**Curve: SQ ASL: 43 SSD: 1.77E+11 IV: 2**

Year	Balance	Year	Balance	Year	Balance	Year	Balance
2004	92,183,611	2003	92,183,958	2002	87,466,690	2001	86,510,238
2000	86,711,765						

**Curve: R3 ASL: 86 SSD: 1.01E+12 IV: 5**

Year	Balance	Year	Balance	Year	Balance	Year	Balance
2004	91,750,300	2003	91,849,602	2002	87,225,053	2001	86,355,083
2000	86,242,517						

**Curve: S1.5 ASL: 86 SSD: 1.82E+12 IV: 7**

Year	Balance	Year	Balance	Year	Balance	Year	Balance
2004	91,526,075	2003	91,668,621	2002	87,083,014	2001	86,247,964
2000	86,166,062						

<b>Curve:</b>	<b>L2</b>	<b>ASL: 86</b>	<b>SSD: 4.05E+12</b>	<b>IV: 10</b>			
<b>Year</b>	<b>Balance</b>	<b>Year</b>	<b>Balance</b>	<b>Year</b>	<b>Balance</b>	<b>Year</b>	<b>Balance</b>
2004	91,171,040	2003	91,344,972	2002	86,788,648	2001	85,980,881
2000	85,924,529						

<b>Curve:</b>	<b>S1</b>	<b>ASL: 86</b>	<b>SSD: 7.87E+12</b>	<b>IV: 14</b>			
<b>Year</b>	<b>Balance</b>	<b>Year</b>	<b>Balance</b>	<b>Year</b>	<b>Balance</b>	<b>Year</b>	<b>Balance</b>
2004	90,754,522	2003	90,960,832	2002	86,436,306	2001	85,659,476
2000	85,632,976						

<b>Curve:</b>	<b>R2.5</b>	<b>ASL: 86</b>	<b>SSD: 1.03E+13</b>	<b>IV: 16</b>			
<b>Year</b>	<b>Balance</b>	<b>Year</b>	<b>Balance</b>	<b>Year</b>	<b>Balance</b>	<b>Year</b>	<b>Balance</b>
2004	90,643,035	2003	90,801,352	2002	86,234,321	2001	85,420,118
2000	85,362,598						

<b>Curve:</b>	<b>L1.5</b>	<b>ASL: 86</b>	<b>SSD: 2.36E+13</b>	<b>IV: 24</b>			
<b>Year</b>	<b>Balance</b>	<b>Year</b>	<b>Balance</b>	<b>Year</b>	<b>Balance</b>	<b>Year</b>	<b>Balance</b>
2004	89,717,076	2003	89,984,078	2002	85,517,826	2001	84,796,868
2000	84,824,578						

<b>Curve:</b>	<b>R2</b>	<b>ASL: 86</b>	<b>SSD: 2.96E+13</b>	<b>IV: 27</b>			
<b>Year</b>	<b>Balance</b>	<b>Year</b>	<b>Balance</b>	<b>Year</b>	<b>Balance</b>	<b>Year</b>	<b>Balance</b>
2004	89,535,828	2003	89,753,126	2002	85,243,616	2001	84,485,171
2000	84,482,634						

<b>Curve:</b>	<b>S0.5</b>	<b>ASL: 86</b>	<b>SSD: 3.49E+13</b>	<b>IV: 30</b>			
<b>Year</b>	<b>Balance</b>	<b>Year</b>	<b>Balance</b>	<b>Year</b>	<b>Balance</b>	<b>Year</b>	<b>Balance</b>
2004	89,206,571	2003	89,493,205	2002	85,048,821	2001	84,351,955
2000	84,405,150						

<b>Curve:</b>	<b>L1</b>	<b>ASL: 86</b>	<b>SSD: 5.96E+13</b>	<b>IV: 39</b>			
<b>Year</b>	<b>Balance</b>	<b>Year</b>	<b>Balance</b>	<b>Year</b>	<b>Balance</b>	<b>Year</b>	<b>Balance</b>
2004	88,263,198	2003	88,623,246	2002	84,247,044	2001	83,612,847
2000	83,724,686						

<b>Curve:</b>	<b>R1.5</b>	<b>ASL: 86</b>	<b>SSD: 7.90E+13</b>	<b>IV: 45</b>			
<b>Year</b>	<b>Balance</b>	<b>Year</b>	<b>Balance</b>	<b>Year</b>	<b>Balance</b>	<b>Year</b>	<b>Balance</b>

2004	87,847,455	2003	88,139,713	2002	83,704,215	2001	83,018,230
2000	83,088,772						

**Curve: S0 ASL: 86 SSD: 8.13E+13 IV: 45**

Year	Balance	Year	Balance	Year	Balance	Year	Balance
2004	87,658,574	2003	88,025,615	2002	83,661,391	2001	83,044,493
2000	83,177,397						

**Curve: R1 ASL: 86 SSD: 1.52E+14 IV: 62**

Year	Balance	Year	Balance	Year	Balance	Year	Balance
2004	86,159,089	2003	86,526,333	2002	82,164,820	2001	81,551,308
2000	81,694,876						

**Curve: L0.5 ASL: 86 SSD: 1.54E+14 IV: 62**

Year	Balance	Year	Balance	Year	Balance	Year	Balance
2004	85,979,963	2003	86,434,709	2002	82,154,822	2001	81,618,704
2000	81,830,690						

**Curve: S-0.5 ASL: 86 SSD: 2.26E+14 IV: 75**

Year	Balance	Year	Balance	Year	Balance	Year	Balance
2004	84,799,086	2003	85,252,799	2002	80,975,437	2001	80,443,905
2000	80,667,103						

**Curve: R0.5 ASL: 86 SSD: 2.78E+14 IV: 84**

Year	Balance	Year	Balance	Year	Balance	Year	Balance
2004	84,049,325	2003	84,503,182	2002	80,227,175	2001	79,697,346
2000	79,925,874						

**Curve: L0 ASL: 86 SSD: 2.92E+14 IV: 86**

Year	Balance	Year	Balance	Year	Balance	Year	Balance
2004	83,696,843	2003	84,246,230	2002	80,062,573	2001	79,624,510
2000	79,936,737						

**Curve: O1 ASL: 86 SSD: 4.42E+14 IV: 106**

Year	Balance	Year	Balance	Year	Balance	Year	Balance
2004	81,939,562	2003	82,480,038	2002	78,289,534	2001	77,843,352
2000	78,156,821						

<b>Curve:</b>	<b>O2</b>	<b>ASL: 86</b>	<b>SSD: 5.66E+14</b>	<b>IV: 119</b>			
<b>Year</b>	<b>Balance</b>	<b>Year</b>	<b>Balance</b>	<b>Year</b>	<b>Balance</b>	<b>Year</b>	<b>Balance</b>
2004	80,573,227	2003	81,180,853	2002	77,055,832	2001	76,673,092
2000	77,049,568						

<b>Curve:</b>	<b>O3</b>	<b>ASL: 86</b>	<b>SSD: 1.20E+15</b>	<b>IV: 174</b>			
<b>Year</b>	<b>Balance</b>	<b>Year</b>	<b>Balance</b>	<b>Year</b>	<b>Balance</b>	<b>Year</b>	<b>Balance</b>
2004	75,264,591	2003	76,107,670	2002	72,214,415	2001	72,058,101
2000	72,662,547						

<b>Curve:</b>	<b>O4</b>	<b>ASL: 86</b>	<b>SSD: 2.20E+15</b>	<b>IV: 236</b>			
<b>Year</b>	<b>Balance</b>	<b>Year</b>	<b>Balance</b>	<b>Year</b>	<b>Balance</b>	<b>Year</b>	<b>Balance</b>
2004	69,307,656	2003	70,385,878	2002	66,726,891	2001	66,801,772
2000	67,642,695						

**SPR Results**  
**Kentucky Power Company**  
**Account: 354 - Towers & Fixtures**

Curve	Life	Sum of Squared Differences	Index of Variation
<b>BAND: 1936 - 2004</b>			
S6	45	1.10E+12	5
SQ	43	1.22E+12	5
S5	47	1.27E+12	5
R5	49	1.52E+12	5
L5	50	1.63E+12	5
R3	86	1.82E+12	6
S4	52	1.84E+12	6
R4	62	2.06E+12	6
L4	57	2.09E+12	6
L3	73	2.15E+12	6
S2	77	2.18E+12	6
S3	61	2.22E+12	6
S1.5	86	2.88E+12	7
L2	86	5.08E+12	10
S1	86	9.47E+12	13
R2.5	86	1.41E+13	16
L1.5	86	3.13E+13	24
R2	86	4.51E+13	29
S0.5	86	4.81E+13	30
L1	86	8.58E+13	40
S0	86	1.21E+14	47
R1.5	86	1.33E+14	50
L0.5	86	2.46E+14	68
R1	86	2.69E+14	71
S-0.5	86	3.96E+14	86
L0	86	4.91E+14	95
R0.5	86	5.13E+14	98
O1	86	8.36E+14	125
O2	86	1.08E+15	141
O3	86	2.33E+15	208
O4	86	4.36E+15	284

Minimum Equipment Life Expectancy: 4  
 Maximum Equipment Life Expectancy: 86  
 Life Expectancy Increment: 1  
 Begin Year: 1936  
 End Year: 2004  
 Year Fit Increment: 0

**Plant Balances**

Year	Balance	Year	Balance	Year	Balance	Year	Balance
2004	92,364,356	2003	92,364,356	2002	87,649,212	2001	86,697,233
2000	86,504,181	1999	86,151,848	1998	79,165,592	1997	78,198,423
1996	77,145,770	1995	77,146,664	1994	76,816,653	1993	76,816,653
1992	76,755,067	1991	76,661,921	1990	76,663,357	1989	76,304,391
1988	76,318,667	1987	76,318,667	1986	76,318,667	1985	75,729,448
1984	75,731,474	1983	15,707,186	1982	15,718,347	1981	15,621,825
1980	15,639,347	1979	15,655,322	1978	15,655,322	1977	15,591,562
1976	15,577,794	1975	15,365,449	1974	15,299,341	1973	15,297,012
1972	15,242,714	1971	13,864,257	1970	13,820,467	1969	6,082,819
1968	2,787,643	1967	2,761,429	1966	1,980,926	1965	1,961,859
1964	1,696,840	1963	1,570,606	1962	1,432,832	1961	754,239
1960	753,892	1959	757,022	1958	757,022	1957	368,045
1956	368,045	1955	354,131	1954	354,131	1953	347,966
1952	348,074	1951	282,227	1950	282,227	1949	282,227
1948	282,227	1947	282,227	1946	282,227	1945	282,227
1944	282,227	1943	281,058	1942	281,058	1941	272,509
1940	283,429	1939	278,461	1938	276,620	1937	278,594
1936	278,591						

**Simulated Balances**

Curve: S6                      ASL: 45                      SSD: 1.10E+12                      IV: 5

Year	Balance	Year	Balance	Year	Balance	Year	Balance
2004	92,080,065	2003	92,218,882	2002	87,612,256	2001	86,742,627
2000	86,616,651	1999	86,315,690	1998	79,367,761	1997	78,428,397
1996	77,386,030	1995	77,400,604	1994	77,081,020	1993	77,088,396
1992	77,026,223	1991	76,934,526	1990	76,937,649	1989	76,513,033
1988	76,517,170	1987	76,523,208	1986	76,532,259	1985	75,762,319
1984	75,780,803	1983	15,736,965	1982	15,765,641	1981	15,655,076
1980	15,688,132	1979	15,719,581	1978	15,747,212	1977	15,705,851
1976	15,708,795	1975	15,498,364	1974	15,435,978	1973	15,429,964
1972	15,376,158	1971	13,965,624	1970	13,922,236	1969	6,184,741
1968	2,889,617	1967	2,863,418	1966	2,049,210	1965	2,030,144
1964	1,754,279	1963	1,628,045	1962	1,484,365	1961	778,317
1960	777,970	1959	777,970	1958	777,970	1957	382,985
1956	382,985	1955	369,071	1954	369,071	1953	362,906
1952	362,906	1951	297,059	1950	297,059	1949	297,059
1948	297,059	1947	297,059	1946	297,059	1945	297,059
1944	297,059	1943	294,582	1942	294,582	1941	286,033
1940	286,033	1939	280,435	1938	278,594	1937	278,594
1936	278,591						



Curve: SQ		ASL: 43		SSD: 1.22E+12		IV: 5	
Year	Balance	Year	Balance	Year	Balance	Year	Balance
2004	92,183,611	2003	92,183,958	2002	87,466,690	2001	86,510,238
2000	86,711,765	1999	86,359,432	1998	79,387,090	1997	78,419,921
1996	77,363,510	1995	77,363,510	1994	77,099,346	1993	77,099,346
1992	77,031,940	1991	76,936,450	1990	76,936,450	1989	76,508,638
1988	76,508,638	1987	76,508,638	1986	76,511,115	1985	75,727,987
1984	75,736,536	1983	15,668,836	1982	15,674,434	1981	15,533,722
1980	15,533,722	1979	15,533,725	1978	15,812,316	1977	15,748,556
1976	15,734,788	1975	15,513,119	1974	15,443,694	1973	15,433,651
1972	15,377,752	1971	13,966,251	1970	13,922,461	1969	6,184,813
1968	2,889,637	1967	2,863,423	1966	2,049,211	1965	2,030,144
1964	1,754,279	1963	1,628,045	1962	1,484,365	1961	778,317
1960	777,970	1959	777,970	1958	777,970	1957	382,985
1956	382,985	1955	369,071	1954	369,071	1953	362,906
1952	362,906	1951	297,059	1950	297,059	1949	297,059
1948	297,059	1947	297,059	1946	297,059	1945	297,059
1944	297,059	1943	294,582	1942	294,582	1941	286,033
1940	286,033	1939	280,435	1938	278,594	1937	278,594
1936	278,591						

Curve: S5		ASL: 47		SSD: 1.27E+12		IV: 5	
Year	Balance	Year	Balance	Year	Balance	Year	Balance
2004	92,007,448	2003	92,165,756	2002	87,570,707	2001	86,708,127
2000	86,586,388	1999	86,288,864	1998	79,344,568	1997	78,409,585
1996	77,371,801	1995	77,391,177	1994	77,076,749	1993	77,089,867
1992	77,034,230	1991	76,950,105	1990	76,961,843	1989	76,546,760
1988	76,560,847	1987	76,576,509	1986	76,593,764	1985	75,829,322
1984	75,849,116	1983	15,801,867	1982	15,822,437	1981	15,699,986
1980	15,719,075	1979	15,736,684	1978	15,752,452	1977	15,702,388
1976	15,700,153	1975	15,487,888	1974	15,425,847	1973	15,421,417
1972	15,369,648	1971	13,961,075	1970	13,919,281	1969	6,182,940
1968	2,888,583	1967	2,862,859	1966	2,048,922	1965	2,030,004
1964	1,754,215	1963	1,628,018	1962	1,484,354	1961	778,313
1960	777,969	1959	777,970	1958	777,970	1957	382,985
1956	382,985	1955	369,071	1954	369,071	1953	362,906
1952	362,906	1951	297,059	1950	297,059	1949	297,059
1948	297,059	1947	297,059	1946	297,059	1945	297,059
1944	297,059	1943	294,582	1942	294,582	1941	286,033
1940	286,033	1939	280,435	1938	278,594	1937	278,594
1936	278,591						

Curve: R5		ASL: 49		SSD: 1.52E+12		IV: 5	
Year	Balance	Year	Balance	Year	Balance	Year	Balance
2004	91,929,090	2003	92,076,474	2002	87,481,316	2001	86,625,318
2000	86,513,851	1999	86,228,036	1998	79,295,482	1997	78,371,604
1996	77,344,110	1995	77,373,065	1994	77,067,802	1993	77,089,947

1992	77,043,315	1991	76,968,079	1990	76,988,296	1989	76,580,858
1988	76,601,352	1987	76,621,775	1986	76,641,843	1985	75,878,116
1984	75,896,550	1983	15,846,054	1982	15,861,842	1981	15,733,540
1980	15,746,208	1979	15,757,305	1978	15,766,900	1977	15,711,339
1976	15,704,506	1975	15,488,655	1974	15,424,076	1973	15,418,049
1972	15,365,460	1971	13,956,675	1970	13,915,099	1969	6,179,241
1968	2,885,496	1967	2,860,409	1966	2,047,068	1965	2,028,660
1964	1,753,282	1963	1,627,397	1962	1,483,960	1961	778,075
1960	777,833	1959	777,897	1958	777,934	1957	382,969
1956	382,979	1955	369,069	1954	369,071	1953	362,906
1952	362,906	1951	297,059	1950	297,059	1949	297,059
1948	297,059	1947	297,059	1946	297,059	1945	297,059
1944	297,059	1943	294,582	1942	294,582	1941	286,033
1940	286,033	1939	280,435	1938	278,594	1937	278,594
1936	278,591						

Curve: L5 ASL: 50 SSD: 1.63E+12 IV: 5

Year	Balance	Year	Balance	Year	Balance	Year	Balance
2004	91,955,977	2003	92,110,857	2002	87,521,947	2001	86,670,199
2000	86,560,854	1999	86,275,201	1998	79,341,285	1997	78,415,027
1996	77,384,596	1995	77,410,290	1994	77,101,462	1993	77,119,708
1992	77,068,806	1991	76,988,970	1990	77,004,405	1989	76,592,254
1988	76,608,420	1987	76,625,197	1986	76,642,515	1985	75,877,010
1984	75,894,576	1983	15,843,944	1982	15,860,071	1981	15,732,323
1980	15,745,539	1979	15,757,043	1978	15,766,853	1977	15,711,344
1976	15,704,474	1975	15,488,574	1974	15,423,999	1973	15,418,049
1972	15,365,603	1971	13,956,993	1970	13,915,587	1969	6,179,864
1968	2,886,199	1967	2,861,134	1966	2,047,761	1965	2,029,280
1964	1,753,802	1963	1,627,805	1962	1,484,259	1961	778,278
1960	777,959	1959	777,968	1958	777,970	1957	382,985
1956	382,985	1955	369,071	1954	369,071	1953	362,906
1952	362,906	1951	297,059	1950	297,059	1949	297,059
1948	297,059	1947	297,059	1946	297,059	1945	297,059
1944	297,059	1943	294,582	1942	294,582	1941	286,033
1940	286,033	1939	280,435	1938	278,594	1937	278,594
1936	278,591						

Curve: R3 ASL: 86 SSD: 1.82E+12 IV: 6

Year	Balance	Year	Balance	Year	Balance	Year	Balance
2004	91,750,300	2003	91,849,602	2002	87,225,053	2001	86,355,083
2000	86,242,517	1999	85,965,932	1998	79,049,564	1997	78,147,020
1996	77,144,561	1995	77,200,531	1994	76,922,673	1993	76,971,198
1992	76,948,764	1991	76,894,978	1990	76,933,580	1989	76,541,501
1988	76,574,575	1987	76,605,139	1986	76,633,307	1985	75,876,019
1984	75,899,720	1983	15,848,871	1982	15,859,521	1981	15,726,857
1980	15,736,031	1979	15,744,547	1978	15,752,420	1977	15,695,932
1976	15,688,873	1975	15,473,380	1974	15,409,631	1973	15,404,810
1972	15,353,703	1971	13,946,474	1970	13,906,482	1969	6,171,678

1968	2,878,209	1967	2,853,304	1966	2,040,235	1965	2,022,161
1964	1,747,194	1963	1,621,759	1962	1,478,797	1961	773,346
1960	773,496	1959	773,958	1958	774,388	1957	379,771
1956	380,079	1955	366,451	1954	366,716	1953	360,797
1952	361,025	1951	295,385	1950	295,570	1949	295,741
1948	295,900	1947	296,046	1946	296,181	1945	296,306
1944	296,420	1943	294,048	1942	294,144	1941	285,682
1940	285,761	1939	280,234	1938	278,458	1937	278,516
1936	278,566						

Curve: **S4**                      **ASL: 52**                      **SSD: 1.84E+12**                      **IV: 6**

Year	Balance	Year	Balance	Year	Balance	Year	Balance
2004	91,986,016	2003	92,127,485	2002	87,528,254	2001	86,669,808
2000	86,557,333	1999	86,271,760	1998	79,340,593	1997	78,418,981
1996	77,394,382	1995	77,426,375	1994	77,123,749	1993	77,147,633
1992	77,101,464	1991	77,025,225	1990	77,042,959	1989	76,631,719
1988	76,647,354	1987	76,662,195	1986	76,676,317	1985	75,906,613
1984	75,919,345	1983	15,863,650	1982	15,874,900	1981	15,742,810
1980	15,752,454	1979	15,761,260	1978	15,769,215	1977	15,712,564
1976	15,705,076	1975	15,488,886	1974	15,424,174	1973	15,418,130
1972	15,365,584	1971	13,956,852	1970	13,915,314	1969	6,179,470
1968	2,885,713	1967	2,860,595	1966	2,047,215	1965	2,028,766
1964	1,753,350	1963	1,627,434	1962	1,483,975	1961	778,075
1960	777,824	1959	777,885	1958	777,923	1957	382,960
1956	382,972	1955	369,065	1954	369,068	1953	362,905
1952	362,906	1951	297,059	1950	297,059	1949	297,059
1948	297,059	1947	297,059	1946	297,059	1945	297,059
1944	297,059	1943	294,582	1942	294,582	1941	286,033
1940	286,033	1939	280,435	1938	278,594	1937	278,594
1936	278,591						

Curve: **R4**                      **ASL: 62**                      **SSD: 2.06E+12**                      **IV: 6**

Year	Balance	Year	Balance	Year	Balance	Year	Balance
2004	91,934,218	2003	92,051,820	2002	87,440,044	2001	86,577,878
2000	86,468,668	1999	86,191,541	1998	79,272,002	1997	78,364,032
1996	77,353,907	1995	77,400,226	1994	77,110,976	1993	77,146,846
1992	77,110,889	1991	77,042,972	1990	77,067,126	1989	76,660,415
1988	76,678,916	1987	76,695,180	1986	76,709,432	1985	75,938,833
1984	75,949,817	1983	15,891,380	1982	15,899,263	1981	15,763,643
1980	15,769,787	1979	15,775,204	1978	15,779,971	1977	15,720,428
1976	15,710,350	1975	15,491,932	1974	15,425,362	1973	15,417,816
1972	15,364,117	1971	13,954,525	1970	13,912,402	1969	6,176,169
1968	2,882,166	1967	2,856,973	1966	2,043,652	1965	2,025,363
1964	1,750,181	1963	1,624,538	1962	1,481,374	1961	775,771
1960	775,805	1959	776,138	1958	776,424	1957	381,684
1956	381,893	1955	368,156	1954	368,309	1953	362,274
1952	362,384	1951	296,631	1950	296,708	1949	296,773
1948	296,828	1947	296,874	1946	296,912	1945	296,943

1944	296,968	1943	294,512	1942	294,529	1941	285,994
1940	286,005	1939	280,416	1938	278,582	1937	278,588
1936	278,589						

**Curve: L4 ASL: 57 SSD: 2.09E+12 IV: 6**

Year	Balance	Year	Balance	Year	Balance	Year	Balance
2004	91,894,870	2003	92,030,008	2002	87,430,030	2001	86,575,118
2000	86,470,072	1999	86,194,946	1998	79,276,396	1997	78,368,438
1996	77,357,796	1995	77,403,350	1994	77,113,173	1993	77,147,794
1992	77,110,588	1991	77,041,499	1990	77,064,625	1989	76,657,030
1988	76,674,847	1987	76,690,585	1986	76,704,502	1985	75,933,671
1984	75,944,547	1983	15,886,439	1982	15,894,904	1981	15,759,785
1980	15,766,298	1979	15,771,977	1978	15,776,970	1977	15,717,610
1976	15,707,737	1975	15,489,518	1974	15,423,185	1973	15,415,919
1972	15,362,515	1971	13,953,242	1970	13,911,449	1969	6,175,583
1968	2,881,985	1967	2,857,145	1966	2,044,130	1965	2,026,095
1964	1,751,108	1963	1,625,601	1962	1,482,522	1961	776,963
1960	777,004	1959	777,300	1958	777,523	1957	382,701
1956	382,816	1955	368,976	1954	369,023	1953	362,885
1952	362,898	1951	297,057	1950	297,059	1949	297,059
1948	297,059	1947	297,059	1946	297,059	1945	297,059
1944	297,059	1943	294,582	1942	294,582	1941	286,033
1940	286,033	1939	280,435	1938	278,594	1937	278,594
1936	278,591						

**Curve: L3 ASL: 73 SSD: 2.15E+12 IV: 6**

Year	Balance	Year	Balance	Year	Balance	Year	Balance
2004	91,950,772	2003	92,070,531	2002	87,460,423	2001	86,599,983
2000	86,491,200	1999	86,214,079	1998	79,294,292	1997	78,385,171
1996	77,373,708	1995	77,418,346	1994	77,127,143	1993	77,161,200
1992	77,123,396	1991	77,053,921	1990	77,076,972	1989	76,669,530
1988	76,687,675	1987	76,703,798	1986	76,717,924	1985	75,947,132
1984	75,957,840	1983	15,899,317	1982	15,907,150	1981	15,771,233
1980	15,776,811	1979	15,781,492	1978	15,785,411	1977	15,724,950
1976	15,713,994	1975	15,494,752	1974	15,427,441	1973	15,419,261
1972	15,365,013	1971	13,954,958	1970	13,912,459	1969	6,175,961
1968	2,881,809	1967	2,856,520	1966	2,043,138	1965	2,024,821
1964	1,749,639	1963	1,624,017	1962	1,480,893	1961	775,349
1960	775,449	1959	775,852	1958	776,209	1957	381,537
1956	381,813	1955	368,135	1954	368,337	1953	362,344
1952	362,484	1951	296,752	1950	296,844	1949	296,914
1948	296,967	1947	297,004	1946	297,029	1945	297,045
1944	297,054	1943	294,581	1942	294,582	1941	286,033
1940	286,033	1939	280,435	1938	278,594	1937	278,594
1936	278,591						

**Curve: S2 ASL: 77 SSD: 2.18E+12 IV: 6**

Year	Balance	Year	Balance	Year	Balance	Year	Balance
2004	91,944,200	2003	92,064,283	2002	87,455,233	2001	86,594,939
2000	86,487,275	1999	86,211,323	1998	79,292,608	1997	78,384,787
1996	77,374,499	1995	77,420,434	1994	77,130,331	1993	77,165,238
1992	77,128,244	1991	77,059,199	1990	77,082,119	1989	76,674,224
1988	76,691,617	1987	76,706,631	1986	76,719,686	1985	75,947,924
1984	75,957,777	1983	15,898,573	1982	15,905,900	1981	15,769,664
1980	15,775,057	1979	15,779,677	1978	15,783,653	1977	15,723,308
1976	15,712,481	1975	15,493,369	1974	15,426,191	1973	15,418,114
1972	15,363,963	1971	13,954,032	1970	13,911,648	1969	6,175,265
1968	2,881,233	1967	2,856,051	1966	2,042,763	1965	2,024,531
1964	1,749,419	1963	1,623,853	1962	1,480,771	1961	775,259
1960	775,383	1959	775,798	1958	776,164	1957	381,497
1956	381,769	1955	368,090	1954	368,291	1953	362,291
1952	362,430	1951	296,698	1950	296,789	1949	296,862
1948	296,919	1947	296,963	1946	296,995	1945	297,018
1944	297,034	1943	294,568	1942	294,575	1941	286,030
1940	286,032	1939	280,435	1938	278,594	1937	278,594
1936	278,591						

Curve: S3 ASL: 61 SSD: 2.22E+12 IV: 6

Year	Balance	Year	Balance	Year	Balance	Year	Balance
2004	91,936,059	2003	92,070,715	2002	87,470,371	2001	86,615,889
2000	86,511,454	1999	86,235,905	1998	79,316,318	1997	78,406,987
1996	77,394,209	1995	77,437,293	1994	77,144,528	1993	77,176,530
1992	77,136,824	1991	77,065,206	1990	77,085,822	1989	76,675,850
1988	76,691,270	1987	76,704,644	1986	76,716,339	1985	75,943,416
1984	75,952,380	1983	15,892,616	1982	15,899,645	1981	15,763,358
1980	15,768,987	1979	15,774,020	1978	15,778,560	1977	15,718,905
1976	15,708,821	1975	15,490,479	1974	15,424,045	1973	15,416,674
1972	15,363,172	1971	13,953,799	1970	13,911,889	1969	6,175,906
1968	2,882,179	1967	2,857,227	1966	2,044,113	1965	2,025,976
1964	1,750,908	1963	1,625,348	1962	1,482,226	1961	776,643
1960	776,676	1959	776,982	1958	777,228	1957	382,436
1956	382,585	1955	368,787	1954	368,872	1953	362,770
1952	362,816	1951	297,001	1950	297,023	1949	297,037
1948	297,046	1947	297,052	1946	297,056	1945	297,057
1944	297,058	1943	294,582	1942	294,582	1941	286,033
1940	286,033	1939	280,435	1938	278,594	1937	278,594
1936	278,591						

Curve: S1.5 ASL: 86 SSD: 2.88E+12 IV: 7

Year	Balance	Year	Balance	Year	Balance	Year	Balance
2004	91,526,075	2003	91,668,621	2002	87,083,014	2001	86,247,964
2000	86,166,062	1999	85,916,055	1998	79,022,746	1997	78,140,115
1996	77,154,190	1995	77,223,393	1994	76,955,631	1993	77,011,309
1992	76,993,215	1991	76,941,225	1990	76,979,407	1989	76,584,972

1988	76,614,042	1987	76,639,163	1986	76,660,683	1985	75,896,114
1984	75,912,174	1983	15,858,584	1982	15,871,194	1981	15,739,870
1980	15,749,808	1979	15,758,543	1978	15,766,128	1977	15,708,905
1976	15,700,735	1975	15,483,823	1974	15,418,404	1973	15,411,705
1972	15,358,557	1971	13,949,328	1970	13,907,439	1969	6,171,416
1968	2,877,669	1967	2,852,733	1966	2,039,664	1965	2,021,622
1964	1,746,678	1963	1,621,274	1962	1,478,340	1961	772,969
1960	773,237	1959	773,796	1958	774,305	1957	379,783
1956	380,200	1955	366,665	1954	367,007	1953	361,149
1952	361,425	1951	295,823	1950	296,038	1949	296,226
1948	296,391	1947	296,532	1946	296,653	1945	296,754
1944	296,837	1943	294,425	1942	294,477	1941	285,967
1940	285,996	1939	280,417	1938	278,587	1937	278,592
1936	278,591						

Curve: L2 ASL: 86 SSD: 5.08E+12 IV: 10

Year	Balance	Year	Balance	Year	Balance	Year	Balance
2004	91,171,040	2003	91,344,972	2002	86,788,648	2001	85,980,881
2000	85,924,529	1999	85,698,286	1998	78,826,994	1997	77,964,855
1996	76,997,881	1995	77,084,665	1994	76,832,959	1993	76,903,324
1992	76,898,215	1991	76,857,870	1990	76,906,297	1989	76,520,867
1988	76,557,794	1987	76,589,729	1986	76,617,269	1985	75,858,030
1984	75,878,867	1983	15,829,714	1982	15,846,389	1981	15,718,762
1980	15,732,002	1979	15,743,666	1978	15,753,776	1977	15,698,704
1976	15,692,335	1975	15,476,895	1974	15,412,656	1973	15,406,876
1972	15,354,438	1971	13,945,754	1970	13,904,281	1969	6,168,594
1968	2,875,122	1967	2,850,414	1966	2,037,534	1965	2,019,654
1964	1,744,851	1963	1,619,576	1962	1,476,764	1961	771,512
1960	771,896	1959	772,568	1958	773,188	1957	378,775
1956	379,297	1955	365,864	1954	366,303	1953	360,537
1952	360,900	1951	295,379	1950	295,668	1949	295,923
1948	296,147	1947	296,341	1946	296,507	1945	296,647
1944	296,760	1943	294,374	1942	294,445	1941	285,948
1940	285,986	1939	280,413	1938	278,586	1937	278,592
1936	278,591						

Curve: S1 ASL: 86 SSD: 9.47E+12 IV: 13

Year	Balance	Year	Balance	Year	Balance	Year	Balance
2004	90,754,522	2003	90,960,832	2002	86,436,306	2001	85,659,476
2000	85,632,976	1999	85,435,338	1998	78,591,037	1997	77,754,264
1996	76,810,954	1995	76,919,588	1994	76,687,993	1993	76,776,655
1992	76,788,077	1991	76,762,454	1990	76,823,972	1989	76,449,977
1988	76,496,797	1987	76,537,241	1986	76,571,810	1985	75,818,358
1984	75,844,082	1983	15,799,088	1982	15,819,533	1981	15,695,332
1980	15,711,675	1979	15,726,114	1978	15,738,685	1977	15,685,763
1976	15,681,260	1975	15,467,420	1974	15,404,525	1973	15,399,861
1972	15,348,312	1971	13,940,319	1970	13,899,400	1969	6,164,168
1968	2,871,103	1967	2,846,772	1966	2,034,240	1965	2,016,682

1964	1,742,172	1963	1,617,162	1962	1,474,590	1961	769,554
1960	770,135	1959	770,988	1958	771,772	1957	377,511
1956	378,173	1955	364,869	1954	365,428	1953	359,773
1952	360,237	1951	294,810	1950	295,183	1949	295,515
1948	295,808	1947	296,065	1946	296,286	1945	296,474
1944	296,629	1943	294,277	1942	294,377	1941	285,904
1940	285,959	1939	280,399	1938	278,580	1937	278,590
1936	278,591						

Curve: R2.5 ASL: 86 SSD: 1.41E+13 IV: 16

Year	Balance	Year	Balance	Year	Balance	Year	Balance
2004	90,643,035	2003	90,801,352	2002	86,234,321	2001	85,420,118
2000	85,362,598	1999	85,140,305	1998	78,276,013	1997	77,423,136
1996	76,469,282	1995	76,573,045	1994	76,342,234	1993	76,437,045
1992	76,460,134	1991	76,450,996	1990	76,533,539	1989	76,184,522
1988	76,259,690	1987	76,331,537	1986	76,399,992	1985	75,681,988
1984	75,743,932	1983	15,716,888	1982	15,737,336	1981	15,614,300
1980	15,632,921	1979	15,650,725	1978	15,667,723	1977	15,620,164
1976	15,621,853	1975	15,414,887	1974	15,359,411	1973	15,362,671
1972	15,319,431	1971	13,919,553	1970	13,886,416	1969	6,156,541
1968	2,865,403	1967	2,842,032	1966	2,030,277	1965	2,013,304
1964	1,739,349	1963	1,614,817	1962	1,472,680	1961	767,847
1960	768,443	1959	769,346	1958	770,210	1957	375,930
1956	376,481	1955	363,091	1954	363,587	1953	357,895
1952	358,346	1951	292,910	1950	293,281	1949	293,635
1948	293,974	1947	294,298	1946	294,608	1945	294,903
1944	295,185	1943	292,976	1942	293,231	1941	284,923
1940	285,150	1939	279,767	1938	278,129	1937	278,321
1936	278,502						

Curve: L1.5 ASL: 86 SSD: 3.13E+13 IV: 24

Year	Balance	Year	Balance	Year	Balance	Year	Balance
2004	89,717,076	2003	89,984,078	2002	85,517,826	2001	84,796,868
2000	84,824,578	1999	84,679,723	1998	77,885,698	1997	77,096,837
1996	76,200,208	1995	76,354,388	1994	76,167,411	1993	76,299,752
1992	76,353,710	1991	76,369,622	1990	76,471,583	1989	76,136,879
1988	76,221,703	1987	76,298,823	1986	76,368,503	1985	75,648,213
1984	75,705,000	1983	15,679,748	1982	15,709,652	1981	15,594,678
1980	15,620,013	1979	15,643,240	1978	15,664,355	1977	15,619,729
1976	15,623,268	1975	15,417,175	1974	15,361,706	1973	15,364,158
1972	15,319,378	1971	13,917,543	1970	13,882,162	1969	6,150,872
1968	2,859,778	1967	2,836,795	1966	2,025,417	1965	2,008,831
1964	1,735,205	1963	1,610,976	1962	1,469,107	1961	764,610
1960	765,600	1959	766,847	1958	768,012	1957	374,053
1956	374,947	1955	361,868	1954	362,644	1953	357,201
1952	357,869	1951	292,631	1950	293,179	1949	293,681
1948	294,142	1947	294,561	1946	294,941	1945	295,285
1944	295,590	1943	293,384	1942	293,625	1941	285,287

1940 285,471 1939 280,032 1938 278,328 1937 278,445  
1936 278,544

**Curve: R2 ASL: 86 SSD: 4.51E+13 IV: 29**

Year	Balance	Year	Balance	Year	Balance	Year	Balance
2004	89,535,828	2003	89,753,126	2002	85,243,616	2001	84,485,171
2000	84,482,634	1999	84,314,740	1998	77,502,462	1997	76,699,223
1996	75,794,035	1995	75,945,584	1994	75,761,803	1993	75,902,962
1992	75,971,530	1991	76,007,146	1990	76,133,578	1989	75,827,550
1988	75,944,813	1987	76,057,884	1986	76,166,787	1985	75,488,024
1984	75,588,184	1983	15,584,900	1982	15,615,154	1981	15,501,750
1980	15,529,814	1979	15,556,915	1978	15,583,034	1977	15,544,414
1976	15,554,849	1975	15,356,395	1974	15,309,197	1973	15,320,528
1972	15,285,172	1971	13,892,648	1970	13,866,357	1969	6,141,409
1968	2,852,598	1967	2,830,761	1966	2,020,320	1965	2,004,447
1964	1,731,506	1963	1,607,876	1962	1,466,564	1961	762,347
1960	763,392	1959	764,735	1958	766,033	1957	372,090
1956	372,884	1955	359,731	1954	360,458	1953	354,993
1952	355,666	1951	290,434	1950	290,991	1949	291,529
1948	292,049	1947	292,550	1946	293,034	1945	293,501
1944	293,950	1943	291,904	1942	292,318	1941	284,164
1940	284,539	1939	279,300	1938	277,800	1937	278,126
1936	278,437						

**Curve: S0.5 ASL: 86 SSD: 4.81E+13 IV: 30**

Year	Balance	Year	Balance	Year	Balance	Year	Balance
2004	89,206,571	2003	89,493,205	2002	85,048,821	2001	84,351,955
2000	84,405,150	1999	84,286,510	1998	77,520,147	1997	76,760,588
1996	75,893,988	1995	76,078,543	1994	75,921,786	1993	76,083,797
1992	76,166,425	1991	76,209,502	1990	76,336,676	1989	76,024,811
1988	76,129,484	1987	76,222,820	1986	76,303,905	1985	75,589,371
1984	75,644,747	1983	15,619,568	1982	15,656,044	1981	15,547,629
1980	15,579,442	1979	15,608,952	1978	15,636,063	1977	15,597,045
1976	15,605,696	1975	15,404,147	1974	15,352,541	1973	15,358,015
1972	15,315,194	1971	13,914,268	1970	13,878,601	1969	6,146,701
1968	2,855,783	1967	2,833,173	1966	2,022,110	1965	2,005,826
1964	1,732,422	1963	1,608,353	1962	1,466,562	1961	762,158
1960	763,289	1959	764,646	1958	765,877	1957	371,997
1956	373,016	1955	360,064	1954	360,969	1953	355,654
1952	356,448	1951	291,340	1950	292,028	1949	292,671
1948	293,270	1947	293,827	1946	294,340	1945	294,810
1944	295,233	1943	293,135	1942	293,471	1941	285,215
1940	285,465	1939	280,075	1938	278,396	1937	278,511
1936	278,574						

**Curve: L1 ASL: 86 SSD: 8.58E+13 IV: 40**



Year	Balance	Year	Balance	Year	Balance	Year	Balance
2004	88,263,198	2003	88,623,246	2002	84,247,044	2001	83,612,847
2000	83,724,686	1999	83,661,232	1998	76,944,430	1997	76,228,885
1996	75,402,505	1995	75,624,161	1994	75,501,886	1993	75,696,190
1992	75,809,218	1991	75,881,422	1990	76,036,951	1989	75,752,936
1988	75,885,633	1987	76,007,866	1986	76,119,695	1985	75,438,469
1984	75,531,175	1983	15,529,796	1982	15,572,917	1981	15,470,599
1980	15,508,030	1979	15,542,816	1978	15,574,937	1977	15,540,762
1976	15,554,212	1975	15,357,462	1974	15,310,761	1973	15,321,437
1972	15,284,311	1971	13,889,337	1970	13,860,050	1969	6,133,153
1968	2,844,435	1967	2,823,178	1966	2,013,300	1965	1,998,008
1964	1,725,559	1963	1,602,377	1962	1,461,451	1961	757,709
1960	759,304	1959	761,127	1958	762,836	1957	369,331
1956	370,597	1955	357,872	1954	358,986	1953	353,864
1952	354,839	1951	289,884	1950	290,690	1949	291,440
1948	292,136	1947	292,781	1946	293,375	1945	293,923
1944	294,420	1943	292,395	1942	292,805	1941	284,625
1940	284,955	1939	279,652	1938	278,070	1937	278,298
1936	278,497						

Curve: S0 ASL: 86 SSD: 1.21E+14 IV: 47

Year	Balance	Year	Balance	Year	Balance	Year	Balance
2004	87,658,574	2003	88,025,615	2002	83,661,391	2001	83,044,493
2000	83,177,397	1999	83,137,758	1998	76,449,323	1997	75,766,946
1996	74,977,028	1995	75,237,524	1994	75,155,587	1993	75,391,007
1992	75,544,830	1991	75,656,577	1990	75,849,467	1989	75,599,659
1988	75,762,212	1987	75,908,412	1986	76,036,067	1985	75,360,413
1984	75,445,460	1983	15,440,058	1982	15,492,557	1981	15,399,932
1980	15,447,213	1979	15,491,800	1978	15,533,454	1977	15,508,334
1976	15,530,147	1975	15,340,881	1974	15,300,564	1973	15,316,174
1972	15,282,086	1971	13,888,225	1970	13,857,808	1969	6,129,239
1968	2,840,464	1967	2,819,576	1966	2,009,980	1965	1,994,971
1964	1,722,672	1963	1,599,544	1962	1,458,535	1961	754,761
1960	756,444	1959	758,306	1958	759,982	1957	366,483
1956	367,858	1955	355,259	1954	356,511	1953	351,536
1952	352,660	1951	287,872	1950	288,873	1949	289,827
1948	290,733	1947	291,589	1946	292,394	1945	293,146
1944	293,838	1943	291,994	1942	292,566	1941	284,526
1940	284,971	1939	279,751	1938	278,212	1937	278,432
1936	278,557						

Curve: R1.5 ASL: 86 SSD: 1.33E+14 IV: 50

Year	Balance	Year	Balance	Year	Balance	Year	Balance
2004	87,847,455	2003	88,139,713	2002	83,704,215	2001	83,018,230
2000	83,088,772	1999	82,994,667	1998	76,253,758	1997	75,519,043
1996	74,682,229	1995	74,902,411	1994	74,787,828	1993	74,998,615
1992	75,137,419	1991	75,243,672	1990	75,441,152	1989	75,206,269
1988	75,394,794	1987	75,579,427	1986	75,759,986	1985	75,152,642

1984	75,323,872	1983	15,363,297	1982	15,407,870	1981	15,308,845
1980	15,351,343	1979	15,392,976	1978	15,433,725	1977	15,409,780
1976	15,434,917	1975	15,251,099	1974	15,218,432	1973	15,244,295
1972	15,223,446	1971	13,844,737	1970	13,831,563	1969	6,116,040
1968	2,831,427	1967	2,812,218	1966	2,004,016	1965	1,989,996
1964	1,718,774	1963	1,596,679	1962	1,456,779	1961	753,579
1960	755,310	1959	757,344	1958	759,337	1957	365,907
1956	367,033	1955	354,208	1954	355,261	1953	350,123
1952	351,122	1951	286,189	1950	287,016	1949	287,827
1948	288,621	1947	289,400	1946	290,162	1945	290,909
1944	291,639	1943	289,874	1942	290,569	1941	282,691
1940	283,340	1939	278,371	1938	277,138	1937	277,729
1936	278,305						

**Curve: L0.5 ASL: 86 SSD: 2.46E+14 IV: 68**

Year	Balance	Year	Balance	Year	Balance	Year	Balance
2004	85,979,963	2003	86,434,709	2002	82,154,822	2001	81,618,704
2000	81,830,690	1999	81,868,734	1998	75,253,568	1997	74,640,442
1996	73,918,353	1995	74,245,839	1994	74,230,676	1993	74,532,642
1992	74,753,381	1991	74,932,292	1990	75,192,829	1989	75,011,119
1988	75,242,265	1987	75,457,792	1986	75,655,026	1985	75,048,289
1984	75,199,272	1983	15,232,142	1982	15,297,977	1981	15,218,585
1980	15,279,070	1979	15,336,906	1978	15,391,918	1977	15,380,264
1976	15,415,663	1975	15,240,068	1974	15,213,487	1973	15,242,983
1972	15,222,828	1971	13,842,258	1970	13,824,225	1969	6,104,353
1968	2,819,574	1967	2,801,284	1966	1,993,914	1965	1,980,784
1964	1,710,228	1963	1,588,662	1962	1,449,066	1961	746,321
1960	748,739	1959	751,327	1958	753,707	1957	360,726
1956	362,448	1955	350,184	1954	351,762	1953	347,103
1952	348,536	1951	284,022	1950	285,267	1949	286,464
1948	287,612	1947	288,711	1946	289,760	1945	290,758
1944	291,699	1943	290,105	1942	290,931	1941	283,146
1940	283,846	1939	278,882	1938	277,599	1937	278,074
1936	278,442						

**Curve: R1 ASL: 86 SSD: 2.69E+14 IV: 71**

Year	Balance	Year	Balance	Year	Balance	Year	Balance
2004	86,159,089	2003	86,526,333	2002	82,164,820	2001	81,551,308
2000	81,694,876	1999	81,674,595	1998	75,005,054	1997	74,338,853
1996	73,570,401	1995	73,859,240	1994	73,813,858	1993	74,094,342
1992	74,303,322	1991	74,480,202	1990	74,748,702	1989	74,585,029
1988	74,844,837	1987	75,100,976	1986	75,353,183	1985	74,817,275
1984	75,059,596	1983	15,141,692	1982	15,200,581	1981	15,115,941
1980	15,172,873	1979	15,229,046	1978	15,284,418	1977	15,275,145
1976	15,314,983	1975	15,145,805	1974	15,127,678	1973	15,168,066
1972	15,161,722	1971	13,796,829	1970	13,796,774	1969	6,090,673
1968	2,810,256	1967	2,793,677	1966	1,987,714	1965	1,975,546
1964	1,706,042	1963	1,585,483	1962	1,446,996	1961	744,810

1960	747,227	1959	749,953	1958	752,642	1957	359,726
1956	361,181	1955	348,685	1954	350,065	1953	345,252
1952	346,578	1951	281,943	1950	283,041	1949	284,125
1948	285,194	1947	286,249	1946	287,290	1945	288,317
1944	289,328	1943	287,844	1942	288,820	1941	281,219
1940	282,141	1939	277,442	1938	276,475	1937	277,332
1936	278,173						

Curve: S-0.5      ASL: 86      SSD: 3.96E+14      IV: 86

Year	Balance	Year	Balance	Year	Balance	Year	Balance
2004	84,799,086	2003	85,252,799	2002	80,975,437	2001	80,443,905
2000	80,667,103	1999	80,723,764	1998	74,128,450	1997	73,534,120
1996	72,835,333	1995	73,191,500	1994	73,211,041	1993	73,553,752
1992	73,821,824	1991	74,054,607	1990	74,375,587	1989	74,260,685
1988	74,565,210	1987	74,861,577	1986	75,148,709	1985	74,641,456
1984	74,904,986	1983	15,002,107	1982	15,074,735	1981	15,003,314
1980	15,072,924	1979	15,141,187	1978	15,207,977	1977	15,209,409
1976	15,259,194	1975	15,099,148	1974	15,089,271	1973	15,136,931
1972	15,136,727	1971	13,776,699	1970	13,780,133	1969	6,076,248
1968	2,797,462	1967	2,782,273	1966	1,977,509	1965	1,966,401
1964	1,697,820	1963	1,578,055	1962	1,440,234	1961	738,612
1960	741,542	1959	744,734	1958	747,834	1957	355,279
1956	357,081	1955	344,917	1954	346,616	1953	342,109
1952	343,727	1951	279,368	1950	280,732	1949	282,073
1948	283,389	1947	284,681	1946	285,947	1945	287,187
1944	288,396	1943	287,095	1942	288,238	1941	280,788
1940	281,842	1939	277,256	1938	276,378	1937	277,298
1936	278,169						

Curve: L0      ASL: 86      SSD: 4.91E+14      IV: 95

Year	Balance	Year	Balance	Year	Balance	Year	Balance
2004	83,696,843	2003	84,246,230	2002	80,062,573	2001	79,624,510
2000	79,936,737	1999	80,076,247	1998	73,562,774	1997	73,052,092
1996	72,434,176	1995	72,867,568	1994	72,959,450	1993	73,369,212
1992	73,697,555	1991	73,983,192	1990	74,348,785	1989	74,269,374
1988	74,598,959	1987	74,907,659	1986	75,190,412	1985	74,658,086
1984	74,867,412	1983	14,934,505	1982	15,023,038	1981	14,966,580
1980	15,050,112	1979	15,131,009	1978	15,208,910	1977	15,219,771
1976	15,277,126	1975	15,122,684	1974	15,116,226	1973	15,164,526
1972	15,161,350	1971	13,795,181	1970	13,788,401	1969	6,075,556
1968	2,794,714	1967	2,779,393	1966	1,974,529	1965	1,963,560
1964	1,694,897	1963	1,574,946	1962	1,436,682	1961	734,934
1960	738,173	1959	741,526	1958	744,579	1957	352,121
1956	354,299	1955	342,496	1954	344,537	1953	340,342
1952	342,232	1951	278,160	1950	279,845	1949	281,489
1948	283,088	1947	284,642	1946	286,145	1945	287,593
1944	288,977	1943	287,816	1942	289,057	1941	281,667
1940	282,736	1939	278,112	1938	277,129	1937	277,850

1936 278,387

<b>Curve: R0.5</b>		<b>ASL: 86</b>		<b>SSD: 5.13E+14</b>		<b>IV: 98</b>	
<b>Year</b>	<b>Balance</b>	<b>Year</b>	<b>Balance</b>	<b>Year</b>	<b>Balance</b>	<b>Year</b>	<b>Balance</b>
2004	84,049,325	2003	84,503,182	2002	80,227,175	2001	79,697,346
2000	79,925,874	1999	79,992,204	1998	73,406,335	1997	72,820,059
1996	72,132,079	1995	72,502,432	1994	72,540,193	1993	72,905,393
1992	73,201,126	1991	73,466,425	1990	73,825,191	1989	73,753,362
1988	74,106,527	1987	74,457,892	1986	74,807,273	1985	74,369,877
1984	74,712,027	1983	14,852,927	1982	14,928,754	1981	14,861,331
1980	14,935,761	1979	15,009,809	1978	15,083,466	1977	15,092,819
1976	15,151,611	1975	15,001,609	1974	15,002,828	1973	15,062,882
1972	15,076,545	1971	13,730,998	1970	13,749,612	1969	6,056,964
1968	2,782,358	1967	2,769,323	1966	1,966,376	1965	1,956,688
1964	1,689,504	1963	1,571,024	1962	1,434,464	1961	733,636
1960	736,934	1959	740,558	1958	744,164	1957	351,901
1956	353,742	1955	341,630	1954	343,393	1953	338,968
1952	340,686	1951	276,404	1950	277,817	1949	279,222
1948	280,620	1947	282,011	1946	283,395	1945	284,772
1944	286,142	1943	285,021	1942	286,365	1941	279,134
1940	280,426	1939	276,101	1938	275,510	1937	276,748
1936	277,977						

<b>Curve: O1</b>		<b>ASL: 86</b>		<b>SSD: 8.36E+14</b>		<b>IV: 125</b>	
<b>Year</b>	<b>Balance</b>	<b>Year</b>	<b>Balance</b>	<b>Year</b>	<b>Balance</b>	<b>Year</b>	<b>Balance</b>
2004	81,939,562	2003	82,480,038	2002	78,289,534	2001	77,843,352
2000	78,156,821	1999	78,309,829	1998	71,807,580	1997	71,301,298
1996	70,693,709	1995	71,145,607	1994	71,266,534	1993	71,716,513
1992	72,098,890	1991	72,452,710	1990	72,901,742	1989	72,921,718
1988	73,368,263	1987	73,814,808	1986	74,261,353	1985	73,922,493
1984	74,364,484	1983	14,564,161	1982	14,656,922	1981	14,606,715
1980	14,698,647	1979	14,790,579	1978	14,882,511	1977	14,910,498
1976	14,988,251	1975	14,857,419	1974	14,877,985	1973	14,957,702
1972	14,991,371	1971	13,665,172	1970	13,702,454	1969	6,023,257
1968	2,754,461	1967	2,744,971	1966	1,945,039	1965	1,937,831
1964	1,672,967	1963	1,556,566	1962	1,421,933	1961	722,463
1960	726,640	1959	731,163	1958	735,686	1957	344,076
1956	346,303	1955	334,575	1954	336,721	1953	332,683
1952	334,793	1951	270,865	1950	272,592	1949	274,319
1948	276,046	1947	277,773	1946	279,500	1945	281,227
1944	282,955	1943	282,197	1942	283,910	1941	277,049
1940	278,712	1939	274,761	1938	274,545	1937	276,164
1936	277,781						

<b>Curve: O2</b>		<b>ASL: 86</b>		<b>SSD: 1.08E+15</b>		<b>IV: 141</b>	
<b>Year</b>	<b>Balance</b>	<b>Year</b>	<b>Balance</b>	<b>Year</b>	<b>Balance</b>	<b>Year</b>	<b>Balance</b>

2004	80,573,227	2003	81,180,853	2002	77,055,832	2001	76,673,092
2000	77,049,568	1999	77,265,347	1998	70,823,310	1997	70,374,345
1996	69,823,327	1995	70,331,410	1994	70,508,392	1993	71,014,282
1992	71,452,539	1991	71,862,095	1990	72,366,780	1989	72,442,252
1988	72,944,047	1987	73,445,793	1986	73,947,400	1985	73,663,230
1984	74,159,534	1983	14,392,089	1982	14,496,383	1981	14,457,656
1980	14,561,014	1979	14,664,366	1978	14,767,712	1977	14,807,079
1976	14,896,171	1975	14,776,589	1974	14,808,283	1973	14,899,087
1972	14,943,795	1971	13,628,092	1970	13,675,332	1969	6,003,309
1968	2,737,759	1967	2,730,333	1966	1,932,165	1965	1,926,422
1964	1,662,915	1963	1,547,726	1962	1,414,208	1961	715,549
1960	720,286	1959	725,368	1958	730,449	1957	339,256
1956	341,759	1955	330,303	1954	332,715	1953	328,942
1952	331,314	1951	267,624	1950	269,566	1949	271,508
1948	273,450	1947	275,391	1946	277,333	1945	279,275
1944	281,216	1943	280,672	1942	282,597	1941	275,944
1940	277,813	1939	274,065	1938	274,049	1937	275,867
1936	277,682						

Curve: O3                      ASL: 86                      SSD: 2.33E+15                      IV: 208

Year	Balance	Year	Balance	Year	Balance	Year	Balance
2004	75,264,591	2003	76,107,670	2002	72,214,415	2001	72,058,101
2000	72,662,547	1999	73,108,636	1998	66,888,594	1997	66,652,130
1996	66,313,209	1995	67,034,309	1994	67,426,231	1993	68,148,846
1992	68,806,142	1991	69,436,710	1990	70,164,333	1989	70,463,984
1988	71,191,201	1987	71,920,126	1986	72,650,772	1985	72,596,094
1984	73,322,224	1983	13,692,105	1982	13,840,615	1981	13,846,370
1980	13,994,453	1979	14,142,967	1978	14,291,921	1977	14,377,216
1976	14,512,503	1975	14,439,106	1974	14,516,888	1973	14,653,981
1972	14,745,210	1971	13,474,044	1970	13,563,821	1969	5,922,415
1968	2,670,391	1967	2,671,383	1966	1,880,387	1965	1,880,568
1964	1,622,576	1963	1,512,317	1962	1,383,349	1961	687,947
1960	694,863	1959	702,148	1958	709,452	1957	319,886
1956	323,415	1955	312,977	1954	316,398	1953	313,636
1952	317,021	1951	254,252	1950	257,022	1949	259,802
1948	262,591	1947	265,387	1946	268,191	1945	271,003
1944	273,822	1943	274,159	1942	276,967	1941	271,191
1940	273,927	1939	271,044	1938	271,887	1937	274,567
1936	277,248						

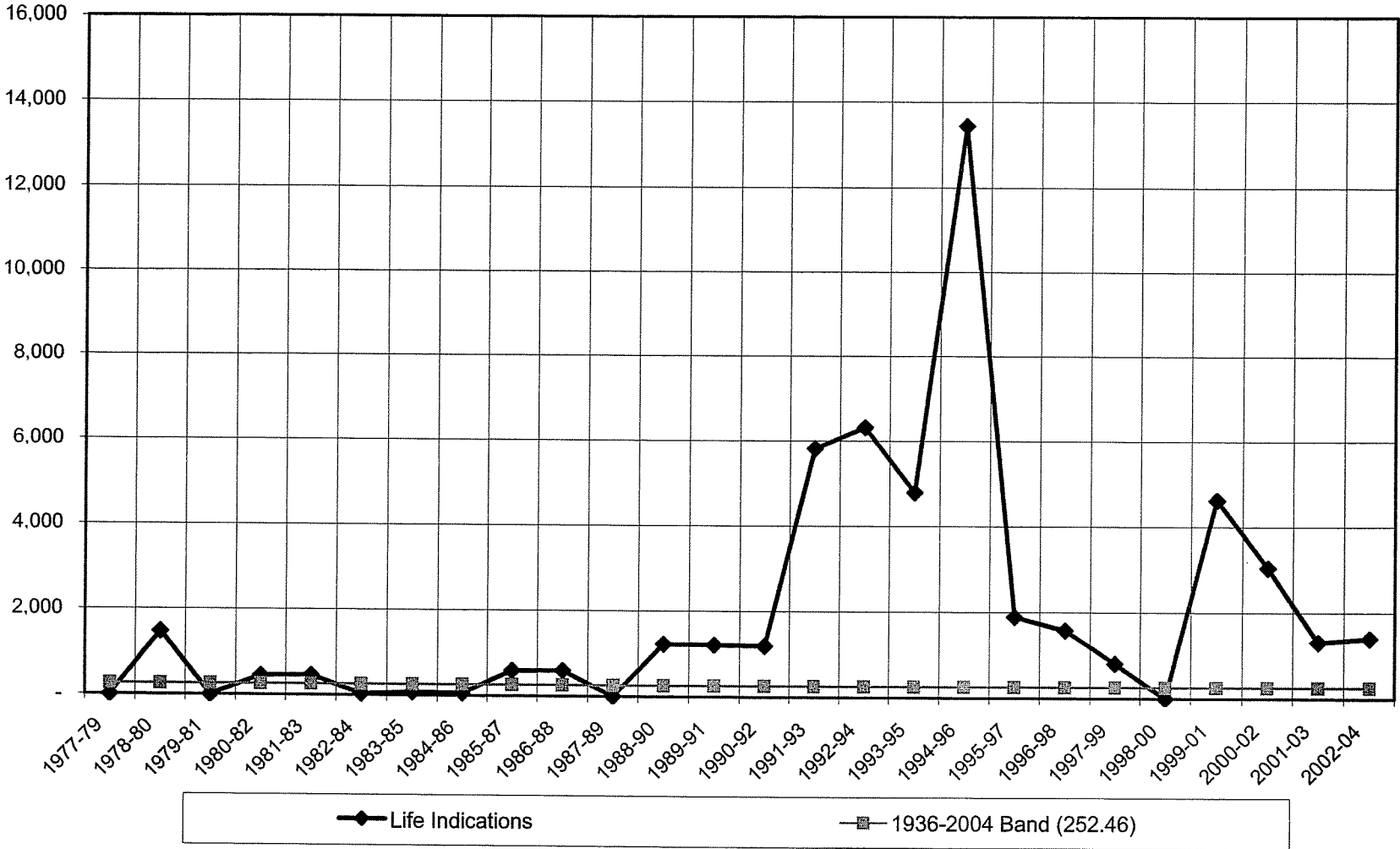
Curve: O4                      ASL: 86                      SSD: 4.36E+15                      IV: 284

Year	Balance	Year	Balance	Year	Balance	Year	Balance
2004	69,307,656	2003	70,385,878	2002	66,726,891	2001	66,801,772
2000	67,642,695	1999	68,331,586	1998	62,347,682	1997	62,338,680
1996	62,229,673	1995	63,184,653	1994	63,815,512	1993	64,781,996
1992	65,688,419	1991	66,572,790	1990	67,558,767	1989	68,120,370
1988	69,112,823	1987	70,110,863	1986	71,114,336	1985	71,334,444
1984	72,337,005	1983	12,870,251	1982	13,067,995	1981	13,123,866

1980	13,322,882	1979	13,523,375	1978	13,725,316	1977	13,864,414
1976	14,054,222	1975	14,035,699	1974	14,168,540	1973	14,361,234
1972	14,508,593	1971	13,291,334	1970	13,432,736	1969	5,828,398
1968	2,592,466	1967	2,603,318	1966	1,820,696	1965	1,827,759
1964	1,576,182	1963	1,471,655	1962	1,347,983	1961	656,310
1960	665,652	1959	675,411	1958	685,238	1957	297,475
1956	302,087	1955	292,736	1954	297,249	1953	295,596
1952	300,106	1951	238,361	1950	242,055	1949	245,781
1948	249,537	1947	253,321	1946	257,131	1945	260,967
1944	264,828	1943	266,218	1942	270,089	1941	265,372
1940	269,163	1939	267,335	1938	269,230	1937	272,967
1936	276,713						



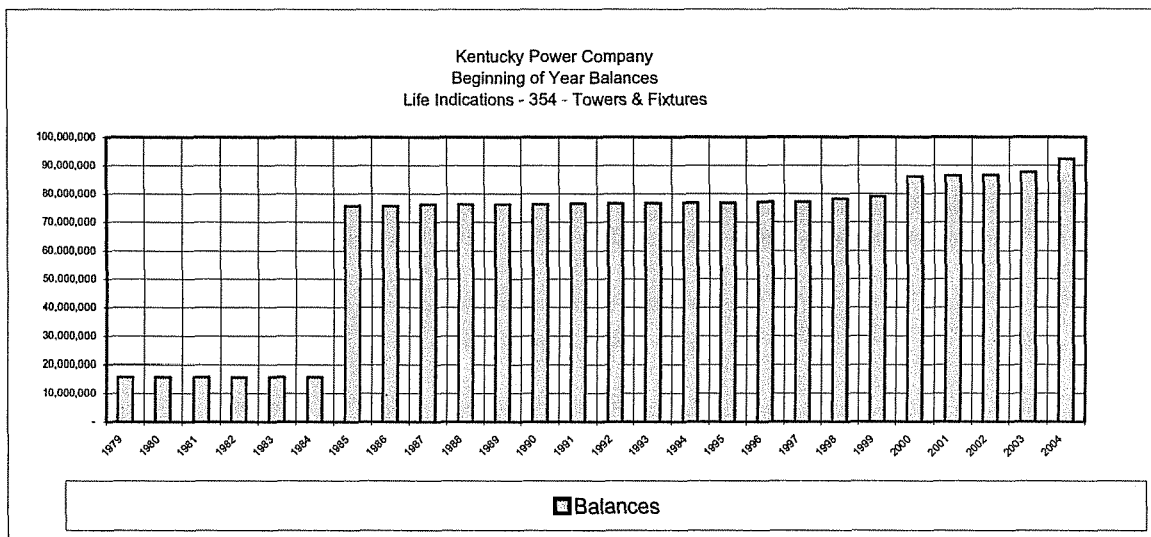
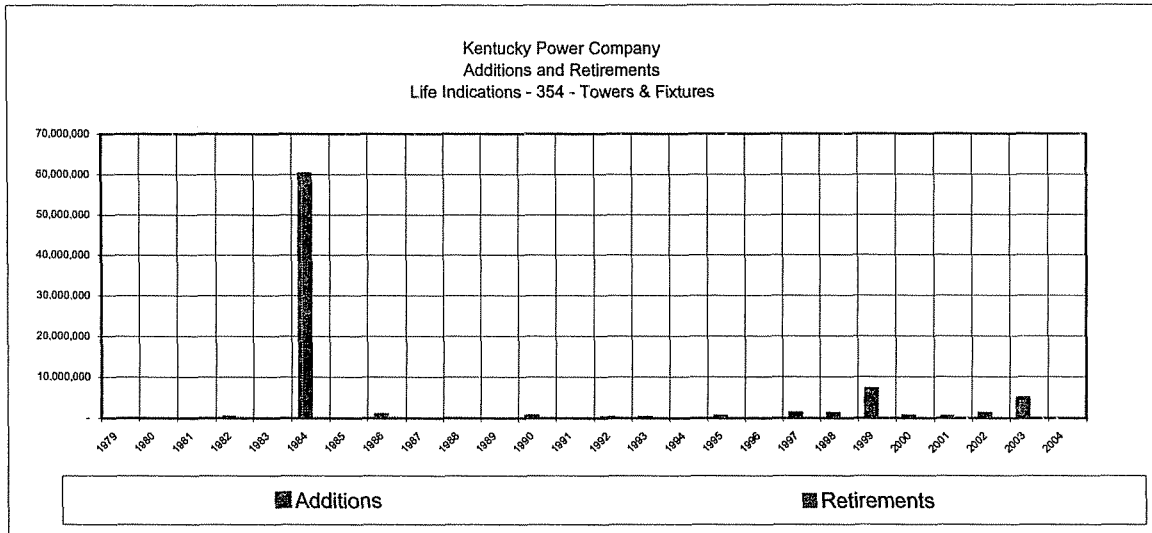
Kentucky Power Company  
Geometric Mean 3 Year Rolling Band Analysis  
Life Indications - 354 - Towers & Fixtures





**Kentucky Power Company  
Electric Plant In Service  
Additions, Retirements and Balances**

**Account 354 - Towers & Fixtures**



**Kentucky Power Company**

**354 - Towers & Fixtures**

**Calculation of Remaining Life  
Based Upon Broad Group/Vintage Group Procedures  
Related to Original Cost as of December 31, 2004**

Survivor Curve .. IOWA: 55 R4						
<u>Year</u> (1)	<u>Age</u> (2)	<u>Surviving Investment</u> (3)	<u>BG/VG Average</u>		<u>ASL Weights</u> (6)=(3)/(4)	<u>RL Weights</u> (7)=(6)*(5)
			<u>Service Life</u> (4)	<u>Remaining Life</u> (5)		
2004	0.5	0	55.00	54.50	0	0
2003	1.5	4,771,939	55.00	53.50	86,763	4,641,883
2002	2.5	967,513	55.00	52.50	17,591	923,576
2001	3.5	195,689	55.00	51.50	3,558	183,250
2000	4.5	356,383	55.00	50.51	6,480	327,262
1999	5.5	7,066,199	55.00	49.51	128,476	6,360,662
1998	6.5	978,172	55.00	48.51	17,785	862,777
1997	7.5	1,074,577	55.00	47.52	19,538	928,348
1996	8.5	0	55.00	46.52	0	0
1995	9.5	333,662	55.00	45.53	6,067	276,188
1994	10.5	0	55.00	44.53	0	0
1993	11.5	68,128	55.00	43.54	1,239	53,935
1992	12.5	96,490	55.00	42.55	1,754	74,651
1991	13.5	0	55.00	41.56	0	0
1990	14.5	432,013	55.00	40.58	7,855	318,737
1989	15.5	0	55.00	39.60	0	0
1988	16.5	0	55.00	38.62	0	0
1987	17.5	0	55.00	37.64	0	0
1986	18.5	789,021	55.00	36.67	14,346	526,005
1985	19.5	0	55.00	35.70	0	0
1984	20.5	60,405,750	55.00	34.73	1,098,286	38,147,039
1983	21.5	0	55.00	33.77	0	0
1982	22.5	142,982	55.00	32.82	2,600	85,324
1981	23.5	0	55.00	31.87	0	0
1980	24.5	0	55.00	30.93	0	0
1979	25.5	0	55.00	30.00	0	0
1978	26.5	63,422	55.00	29.08	1,153	33,530
1977	27.5	13,655	55.00	28.16	248	6,992
1976	28.5	219,109	55.00	27.25	3,984	108,576
1975	29.5	68,359	55.00	26.36	1,243	32,760
1974	30.5	9,846	55.00	25.47	179	4,560
1973	31.5	54,529	55.00	24.60	991	24,385
1972	32.5	1,369,195	55.00	23.73	24,894	590,776
1971	33.5	42,209	55.00	22.88	767	17,558
1970	34.5	7,405,116	55.00	22.04	134,638	2,967,393

1969	35.5	3,128,398	55.00	21.21	56,880	1,206,593
1968	36.5	24,665	55.00	20.40	448	9,148
1967	37.5	758,512	55.00	19.60	13,791	270,288
1966	38.5	17,567	55.00	18.81	319	6,008
1965	39.5	251,042	55.00	18.04	4,564	82,337
1964	40.5	113,317	55.00	17.28	2,060	35,602
1963	41.5	127,050	55.00	16.53	2,310	38,195
1962	42.5	614,062	55.00	15.80	11,165	176,435
1961	43.5	296	55.00	15.08	5	81
1960	44.5	0	55.00	14.38	0	0
1959	45.5	0	55.00	13.69	0	0
1958	46.5	315,845	55.00	13.00	5,743	74,682
1957	47.5	0	55.00	12.34	0	0
1956	48.5	10,528	55.00	11.69	191	2,237
1955	49.5	0	55.00	11.05	0	0
1954	50.5	4,355	55.00	10.45	79	827
1953	51.5	0	55.00	9.86	0	0
1952	52.5	42,602	55.00	9.31	775	7,212
1951	53.5	0	55.00	8.79	0	0
1950	54.5	0	55.00	8.29	0	0
1949	55.5	0	55.00	7.83	0	0
1948	56.5	0	55.00	7.39	0	0
1947	57.5	0	55.00	6.98	0	0
1946	58.5	0	55.00	6.59	0	0
1945	59.5	0	55.00	6.23	0	0
1944	60.5	851	55.00	5.89	15	91
1943	61.5	0	55.00	5.56	0	0
1942	62.5	2,300	55.00	5.24	42	219
1941	63.5	0	55.00	4.94	0	0
1940	64.5	1,132	55.00	4.65	21	96
1939	65.5	317	55.00	4.37	6	25
1938	66.5	0	55.00	4.10	0	0
1937	67.5	0	55.00	3.82	0	0
1936	68.5	27,560	55.00	3.56	501	1,782

92,364,356 1,679,352 59,408,026

AVERAGE SERVICE LIFE 55.00  
AVERAGE REMAINING LIFE 35.38

## Kentucky Power Company

### 355 - Poles & Fixtures

#### Company Notes

Prior to year 2000, the investment in this account was separated into categories of investments of equipment serving voltages 69KV and below and investments serving voltages above 69 KV. The investments of 69 KV and below were treated as mass assets and those above 69 KV were tracked by vintage year. In year 2000, the investments related to the mass assets were vintaged and now the entire account is treated as vintaged. However, vintaged retirements related to those assets previously treated as mass assets are not available. Therefore, the simulation method of life analysis was used for property in this account.

The results of the simulation analyses for the investment in this account show the average service life to be in a range of 33 to 35 years following the dispersion of an S type curve. Based on the results of all bands of the simulation analyses, the recommendation is to move to a 35 year average service life following an S6.0 type curve.

There are significant labor and equipment costs involved in replacing transmission poles. Any salvage would be expected to be insignificant. The recommendation is for a 0% gross salvage and a 50% cost of removal.

#### Sk Notes

Account analyzed with SPR model - Use company recommendation

**SPR Results**  
**Kentucky Power Company**  
**Account: 355 - Poles & Fixtures**

Curve	Life	Sum of Squared Differences	Index of Variation
<b>BAND: 2000 - 2004</b>			
R3	39	1.09E+11	4
S1.5	41	1.26E+11	5
S1	43	1.34E+11	5
L2	43	1.40E+11	5
S2	40	1.42E+11	5
R4	37	1.43E+11	5
R2.5	41	1.45E+11	5
S3	38	1.46E+11	5
R2	44	1.46E+11	5
L1	50	1.47E+11	5
L3	40	1.53E+11	5
S0.5	46	1.55E+11	5
S4	36	1.59E+11	5
L1.5	46	1.60E+11	5
L0.5	56	1.64E+11	5
L4	37	1.65E+11	5
S0	49	1.72E+11	5
R1	52	1.75E+11	5
S-0.5	58	1.82E+11	6
R0.5	60	1.84E+11	6
R1.5	47	1.85E+11	6
L5	36	2.01E+11	6
R5	36	2.54E+11	7
S5	36	2.77E+11	7
L0	61	3.44E+11	8
S6	36	5.68E+11	10
SQ	35	1.52E+12	16
O1	61	1.95E+12	18
O2	61	7.36E+12	35
O3	61	4.85E+13	90
O4	61	1.30E+14	147

Minimum Equipment Life Expectancy: 3  
 Maximum Equipment Life Expectancy: 61  
 Life Expectancy Increment: 1  
 Begin Year: 2000  
 End Year: 2004  
 Year Fit Increment: 0

**Plant Balances**

Year	Balance	Year	Balance	Year	Balance	Year	Balance
2004	37,506,208	2003	36,041,575	2002	33,953,272	2001	34,122,272
2000	31,553,761						

**Simulated Balances**

**Curve: R3 ASL: 39 SSD: 1.09E+11 IV: 4**

Year	Balance	Year	Balance	Year	Balance	Year	Balance
2004	37,365,749	2003	35,818,983	2002	33,965,351	2001	34,206,789
2000	31,734,787						

**Curve: S1.5 ASL: 41 SSD: 1.26E+11 IV: 5**

Year	Balance	Year	Balance	Year	Balance	Year	Balance
2004	37,343,057	2003	35,802,846	2002	33,956,770	2001	34,206,205
2000	31,743,056						

**Curve: S1 ASL: 43 SSD: 1.34E+11 IV: 5**

Year	Balance	Year	Balance	Year	Balance	Year	Balance
2004	37,388,173	2003	35,852,456	2002	34,009,998	2001	34,262,320
2000	31,801,057						

**Curve: L2 ASL: 43 SSD: 1.40E+11 IV: 5**

Year	Balance	Year	Balance	Year	Balance	Year	Balance
2004	37,323,612	2003	35,789,600	2002	33,949,162	2001	34,203,643
2000	31,744,494						

**Curve: S2 ASL: 40 SSD: 1.42E+11 IV: 5**

Year	Balance	Year	Balance	Year	Balance	Year	Balance
2004	37,490,651	2003	35,934,801	2002	34,074,492	2001	34,311,341
2000	31,837,066						

**Curve: R4 ASL: 37 SSD: 1.43E+11 IV: 5**

Year	Balance	Year	Balance	Year	Balance	Year	Balance
2004	37,428,066	2003	35,894,819	2002	34,051,516	2001	34,298,490

2000 31,826,903

**Curve: R2.5 ASL: 41 SSD: 1.45E+11 IV: 5**

Year	Balance	Year	Balance	Year	Balance	Year	Balance
2004	37,305,414	2003	35,764,718	2002	33,918,813	2001	34,170,142
2000	31,709,963						

**Curve: S3 ASL: 38 SSD: 1.46E+11 IV: 5**

Year	Balance	Year	Balance	Year	Balance	Year	Balance
2004	37,491,775	2003	35,937,090	2002	34,077,718	2001	34,314,860
2000	31,839,851						

**Curve: R2 ASL: 44 SSD: 1.46E+11 IV: 5**

Year	Balance	Year	Balance	Year	Balance	Year	Balance
2004	37,401,028	2003	35,863,460	2002	34,021,884	2001	34,279,252
2000	31,825,916						

**Curve: L1 ASL: 50 SSD: 1.47E+11 IV: 5**

Year	Balance	Year	Balance	Year	Balance	Year	Balance
2004	37,346,600	2003	35,818,293	2002	33,983,312	2001	34,243,920
2000	31,790,995						

**Curve: L3 ASL: 40 SSD: 1.53E+11 IV: 5**

Year	Balance	Year	Balance	Year	Balance	Year	Balance
2004	37,475,406	2003	35,926,179	2002	34,072,701	2001	34,316,423
2000	31,848,862						

**Curve: S0.5 ASL: 46 SSD: 1.55E+11 IV: 5**

Year	Balance	Year	Balance	Year	Balance	Year	Balance
2004	37,381,274	2003	35,853,703	2002	34,019,659	2001	34,280,563
2000	31,826,868						

**Curve: S4 ASL: 36 SSD: 1.59E+11 IV: 5**

Year	Balance	Year	Balance	Year	Balance	Year	Balance
2004	37,302,731	2003	35,773,933	2002	33,940,892	2001	34,203,643
2000	31,752,472						

<b>Curve:</b>	<b>L1.5</b>	<b>ASL: 46</b>	<b>SSD: 1.60E+11</b>	<b>IV: 5</b>			
<b>Year</b>	<b>Balance</b>	<b>Year</b>	<b>Balance</b>	<b>Year</b>	<b>Balance</b>	<b>Year</b>	<b>Balance</b>
2004	37,293,745	2003	35,765,833	2002	33,930,996	2001	34,191,103
2000	31,737,412						

<b>Curve:</b>	<b>L0.5</b>	<b>ASL: 56</b>	<b>SSD: 1.64E+11</b>	<b>IV: 5</b>			
<b>Year</b>	<b>Balance</b>	<b>Year</b>	<b>Balance</b>	<b>Year</b>	<b>Balance</b>	<b>Year</b>	<b>Balance</b>
2004	37,351,603	2003	35,827,971	2002	33,998,894	2001	34,266,759
2000	31,820,789						

<b>Curve:</b>	<b>L4</b>	<b>ASL: 37</b>	<b>SSD: 1.65E+11</b>	<b>IV: 5</b>			
<b>Year</b>	<b>Balance</b>	<b>Year</b>	<b>Balance</b>	<b>Year</b>	<b>Balance</b>	<b>Year</b>	<b>Balance</b>
2004	37,291,664	2003	35,755,185	2002	33,918,656	2001	34,181,877
2000	31,734,100						

<b>Curve:</b>	<b>S0</b>	<b>ASL: 49</b>	<b>SSD: 1.72E+11</b>	<b>IV: 5</b>			
<b>Year</b>	<b>Balance</b>	<b>Year</b>	<b>Balance</b>	<b>Year</b>	<b>Balance</b>	<b>Year</b>	<b>Balance</b>
2004	37,306,457	2003	35,788,699	2002	33,964,459	2001	34,235,042
2000	31,789,859						

<b>Curve:</b>	<b>R1</b>	<b>ASL: 52</b>	<b>SSD: 1.75E+11</b>	<b>IV: 5</b>			
<b>Year</b>	<b>Balance</b>	<b>Year</b>	<b>Balance</b>	<b>Year</b>	<b>Balance</b>	<b>Year</b>	<b>Balance</b>
2004	37,352,137	2003	35,828,421	2002	34,000,674	2001	34,274,001
2000	31,837,622						

<b>Curve:</b>	<b>S-0.5</b>	<b>ASL: 58</b>	<b>SSD: 1.82E+11</b>	<b>IV: 6</b>			
<b>Year</b>	<b>Balance</b>	<b>Year</b>	<b>Balance</b>	<b>Year</b>	<b>Balance</b>	<b>Year</b>	<b>Balance</b>
2004	37,392,777	2003	35,866,539	2002	34,036,228	2001	34,306,521
2000	31,866,208						

<b>Curve:</b>	<b>R0.5</b>	<b>ASL: 60</b>	<b>SSD: 1.84E+11</b>	<b>IV: 6</b>			
<b>Year</b>	<b>Balance</b>	<b>Year</b>	<b>Balance</b>	<b>Year</b>	<b>Balance</b>	<b>Year</b>	<b>Balance</b>
2004	37,386,681	2003	35,859,785	2002	34,029,652	2001	34,302,509
2000	31,867,127						

<b>Curve:</b>	<b>R1.5</b>	<b>ASL: 47</b>	<b>SSD: 1.85E+11</b>	<b>IV: 6</b>			
<b>Year</b>	<b>Balance</b>	<b>Year</b>	<b>Balance</b>	<b>Year</b>	<b>Balance</b>	<b>Year</b>	<b>Balance</b>



2004	37,277,090	2003	35,754,090	2002	33,926,827	2001	34,199,460
2000	31,761,688						

**Curve: L5 ASL: 36 SSD: 2.01E+11 IV: 6**

<b>Year</b>	<b>Balance</b>	<b>Year</b>	<b>Balance</b>	<b>Year</b>	<b>Balance</b>	<b>Year</b>	<b>Balance</b>
2004	37,285,186	2003	35,762,517	2002	33,945,270	2001	34,230,263
2000	31,803,143						

**Curve: R5 ASL: 36 SSD: 2.54E+11 IV: 7**

<b>Year</b>	<b>Balance</b>	<b>Year</b>	<b>Balance</b>	<b>Year</b>	<b>Balance</b>	<b>Year</b>	<b>Balance</b>
2004	37,407,990	2003	35,903,591	2002	34,093,196	2001	34,373,054
2000	31,931,064						

**Curve: S5 ASL: 36 SSD: 2.77E+11 IV: 7**

<b>Year</b>	<b>Balance</b>	<b>Year</b>	<b>Balance</b>	<b>Year</b>	<b>Balance</b>	<b>Year</b>	<b>Balance</b>
2004	37,413,294	2003	35,901,129	2002	34,092,373	2001	34,382,149
2000	31,955,688						

**Curve: L0 ASL: 61 SSD: 3.44E+11 IV: 8**

<b>Year</b>	<b>Balance</b>	<b>Year</b>	<b>Balance</b>	<b>Year</b>	<b>Balance</b>	<b>Year</b>	<b>Balance</b>
2004	37,133,244	2003	35,626,705	2002	33,814,422	2001	34,099,299
2000	31,669,356						

**Curve: S6 ASL: 36 SSD: 5.68E+11 IV: 10**

<b>Year</b>	<b>Balance</b>	<b>Year</b>	<b>Balance</b>	<b>Year</b>	<b>Balance</b>	<b>Year</b>	<b>Balance</b>
2004	37,369,079	2003	35,899,312	2002	34,153,275	2001	34,509,595
2000	32,136,351						

**Curve: SQ ASL: 35 SSD: 1.52E+12 IV: 16**

<b>Year</b>	<b>Balance</b>	<b>Year</b>	<b>Balance</b>	<b>Year</b>	<b>Balance</b>	<b>Year</b>	<b>Balance</b>
2004	36,728,491	2003	35,345,311	2002	33,576,620	2001	34,055,504
2000	32,090,739						

**Curve: O1 ASL: 61 SSD: 1.95E+12 IV: 18**

<b>Year</b>	<b>Balance</b>	<b>Year</b>	<b>Balance</b>	<b>Year</b>	<b>Balance</b>	<b>Year</b>	<b>Balance</b>
2004	36,673,356	2003	35,188,636	2002	33,399,149	2001	33,712,732
2000	31,317,574						

<b>Curve:</b>	<b>O2</b>	<b>ASL: 61</b>	<b>SSD: 7.36E+12</b>	<b>IV: 35</b>			
<b>Year</b>	<b>Balance</b>	<b>Year</b>	<b>Balance</b>	<b>Year</b>	<b>Balance</b>	<b>Year</b>	<b>Balance</b>
2004	35,993,309	2003	34,549,906	2002	32,799,810	2001	33,151,784
2000	30,793,691						

<b>Curve:</b>	<b>O3</b>	<b>ASL: 61</b>	<b>SSD: 4.85E+13</b>	<b>IV: 90</b>			
<b>Year</b>	<b>Balance</b>	<b>Year</b>	<b>Balance</b>	<b>Year</b>	<b>Balance</b>	<b>Year</b>	<b>Balance</b>
2004	33,841,502	2003	32,527,854	2002	30,901,992	2001	31,376,495
2000	29,137,809						

<b>Curve:</b>	<b>O4</b>	<b>ASL: 61</b>	<b>SSD: 1.30E+14</b>	<b>IV: 147</b>			
<b>Year</b>	<b>Balance</b>	<b>Year</b>	<b>Balance</b>	<b>Year</b>	<b>Balance</b>	<b>Year</b>	<b>Balance</b>
2004	31,605,183	2003	30,428,599	2002	28,934,484	2001	29,540,020
2000	27,429,802						

**SPR Results**  
**Kentucky Power Company**  
**Account: 355 - Poles & Fixtures**

Curve	Life	Sum of Squared Differences	Index of Variation
<b>BAND: 1936 - 2004</b>			
L0	58	8.71E+12	41
O1	61	8.90E+12	41
L0.5	52	8.98E+12	42
S-0.5	53	9.11E+12	42
L1	47	9.18E+12	42
R0.5	55	9.27E+12	42
L1.5	44	9.45E+12	43
L2	41	9.55E+12	43
S0	46	9.56E+12	43
L3	38	9.81E+12	44
S4	35	9.87E+12	44
R5	34	9.87E+12	44
S5	34	9.92E+12	44
L5	35	9.99E+12	44
L4	36	1.00E+13	44
S0.5	43	1.01E+13	44
R1	48	1.01E+13	44
R4	35	1.02E+13	44
S3	36	1.02E+13	44
S1	41	1.04E+13	45
S1.5	39	1.06E+13	45
S2	38	1.06E+13	45
S6	34	1.07E+13	45
R1.5	44	1.10E+13	46
R3	37	1.11E+13	46
R2	41	1.15E+13	47
R2.5	39	1.15E+13	47
SQ	34	1.29E+13	50
O2	61	1.46E+13	53
O3	61	8.30E+13	127
O4	61	2.35E+14	213

Minimum Equipment Life Expectancy: 3  
 Maximum Equipment Life Expectancy: 61  
 Life Expectancy Increment: 1  
 Begin Year: 1936  
 End Year: 2004  
 Year Fit Increment: 0

**Plant Balances**

<b>Year</b>	<b>Balance</b>	<b>Year</b>	<b>Balance</b>	<b>Year</b>	<b>Balance</b>	<b>Year</b>	<b>Balance</b>
2004	37,506,208	2003	36,041,575	2002	33,953,272	2001	34,122,272
2000	31,553,761	1999	30,060,973	1998	29,755,633	1997	23,273,445
1996	21,432,055	1995	21,103,389	1994	20,180,123	1993	17,428,899
1992	15,894,364	1991	14,724,021	1990	13,360,350	1989	12,433,679
1988	11,684,897	1987	11,007,199	1986	10,873,400	1985	10,619,532
1984	10,112,749	1983	9,805,728	1982	9,237,917	1981	8,236,599
1980	7,481,186	1979	6,377,965	1978	6,234,605	1977	5,925,230
1976	5,834,582	1975	5,292,343	1974	4,902,987	1973	4,899,153
1972	4,613,774	1971	4,494,522	1970	4,283,887	1969	4,292,963
1968	3,990,714	1967	3,724,742	1966	3,462,023	1965	2,800,702
1964	2,404,304	1963	2,249,292	1962	2,236,173	1961	2,152,549
1960	2,092,224	1959	2,054,736	1958	1,976,574	1957	1,956,705
1956	1,957,196	1955	1,876,659	1954	1,867,923	1953	1,835,827
1952	1,638,095	1951	1,594,745	1950	1,574,197	1949	1,563,875
1948	1,417,147	1947	1,399,114	1946	1,387,452	1945	1,365,385
1944	1,277,154	1943	1,110,574	1942	1,102,918	1941	706,100
1940	681,980	1939	741,478	1938	751,828	1937	662,601
1936	639,627						

**Simulated Balances**

Curve: L0                      ASL: 58                      SSD: 8.71E+12                      IV: 41

<b>Year</b>	<b>Balance</b>	<b>Year</b>	<b>Balance</b>	<b>Year</b>	<b>Balance</b>	<b>Year</b>	<b>Balance</b>
2004	36,818,389	2003	35,331,304	2002	33,537,747	2001	33,840,614
2000	31,427,169	1999	29,892,154	1998	29,374,908	1997	22,988,938
1996	21,145,396	1995	20,950,353	1994	20,157,651	1993	17,521,639
1992	15,854,664	1991	14,667,254	1990	13,374,513	1989	12,562,340
1988	11,853,811	1987	11,245,643	1986	11,200,316	1985	11,051,434
1984	10,622,772	1983	10,311,662	1982	9,740,293	1981	8,798,093
1980	8,040,233	1979	6,981,547	1978	6,885,574	1977	6,539,477
1976	6,510,914	1975	5,917,405	1974	5,542,169	1973	5,501,686
1972	5,194,899	1971	5,069,185	1970	4,849,766	1969	4,891,589
1968	4,491,641	1967	4,185,433	1966	3,740,209	1965	3,037,625
1964	2,564,103	1963	2,418,071	1962	2,404,046	1961	2,326,986
1960	2,283,621	1959	2,207,246	1958	2,131,202	1957	2,106,359
1956	2,096,096	1955	2,025,352	1954	2,016,404	1953	1,972,960
1952	1,768,970	1951	1,730,408	1950	1,717,127	1949	1,707,992
1948	1,550,812	1947	1,542,844	1946	1,540,451	1945	1,524,674
1944	1,434,306	1943	1,265,416	1942	1,245,469	1941	837,226
1940	798,341	1939	787,833	1938	788,986	1937	678,354
1936	638,932						

Curve: O1		ASL: 61		SSD: 8.90E+12		IV: 41	
Year	Balance	Year	Balance	Year	Balance	Year	Balance
2004	36,673,356	2003	35,188,636	2002	33,399,149	2001	33,712,732
2000	31,317,574	1999	29,801,665	1998	29,310,824	1997	22,945,577
1996	21,106,358	1995	20,916,745	1994	20,135,082	1993	17,508,877
1992	15,845,672	1991	14,659,282	1990	13,365,266	1989	12,549,675
1988	11,836,884	1987	11,223,752	1986	11,174,399	1985	11,024,244
1984	10,596,283	1983	10,287,428	1982	9,719,800	1981	8,780,847
1980	8,024,613	1979	6,965,031	1978	6,866,633	1977	6,518,889
1976	6,489,557	1975	5,895,743	1974	5,519,106	1973	5,477,569
1972	5,170,463	1971	5,044,780	1970	4,826,068	1969	4,869,813
1968	4,472,890	1967	4,169,628	1966	3,727,147	1965	3,025,663
1964	2,550,802	1963	2,402,161	1962	2,385,543	1961	2,306,167
1960	2,260,654	1959	2,182,333	1958	2,104,417	1957	2,077,888
1956	2,066,363	1955	1,994,721	1954	1,985,221	1953	1,941,752
1952	1,737,710	1951	1,698,898	1950	1,685,750	1949	1,677,298
1948	1,520,982	1947	1,513,927	1946	1,513,035	1945	1,499,422
1944	1,411,748	1943	1,245,610	1942	1,228,655	1941	823,007
1940	785,808	1939	777,296	1938	780,992	1937	673,252
1936	637,006						

Curve: L0.5		ASL: 52		SSD: 8.98E+12		IV: 42	
Year	Balance	Year	Balance	Year	Balance	Year	Balance
2004	36,852,207	2003	35,359,174	2002	33,558,926	2001	33,854,182
2000	31,433,793	1999	29,892,733	1998	29,370,561	1997	22,982,592
1996	21,138,462	1995	20,942,807	1994	20,149,857	1993	17,514,803
1992	15,849,624	1991	14,664,359	1990	13,373,924	1989	12,563,909
1988	11,857,199	1987	11,250,383	1986	11,205,773	1985	11,057,087
1984	10,628,394	1983	10,317,171	1982	9,745,883	1981	8,804,121
1980	8,047,012	1979	6,989,303	1978	6,894,160	1977	6,548,698
1976	6,520,581	1975	5,927,552	1974	5,552,785	1973	5,512,631
1972	5,206,113	1971	5,080,640	1970	4,861,464	1969	4,903,558
1968	4,504,137	1967	4,198,781	1966	3,754,785	1965	3,053,819
1964	2,582,087	1963	2,437,734	1962	2,425,151	1961	2,349,281
1960	2,306,846	1959	2,231,149	1958	2,155,525	1957	2,130,813
1956	2,120,394	1955	2,049,257	1954	2,039,673	1953	1,995,390
1952	1,790,423	1951	1,750,712	1950	1,736,081	1949	1,725,441
1948	1,566,668	1947	1,557,001	1946	1,552,825	1945	1,535,238
1944	1,443,136	1943	1,272,632	1942	1,251,212	1941	841,728
1940	801,718	1939	790,146	1938	790,366	1937	678,988
1936	639,061						

Curve: S-0.5		ASL: 53		SSD: 9.11E+12		IV: 42	
Year	Balance	Year	Balance	Year	Balance	Year	Balance
2004	36,841,750	2003	35,349,496	2002	33,551,352	2001	33,852,401
2000	31,441,349	1999	29,909,670	1998	29,400,049	1997	23,020,933
1996	21,177,008	1995	20,982,068	1994	20,192,482	1993	17,559,832

1992	15,893,844	1991	14,706,377	1990	13,412,665	1989	12,598,481
1988	11,887,429	1987	11,276,199	1986	11,227,945	1985	11,077,226
1984	10,647,607	1983	10,336,285	1982	9,765,591	1981	8,824,103
1980	8,066,406	1979	7,006,844	1978	6,909,168	1977	6,561,657
1976	6,531,997	1975	5,937,654	1974	5,561,025	1973	5,519,196
1972	5,211,356	1971	5,084,692	1970	4,864,602	1969	4,906,306
1968	4,506,893	1967	4,201,339	1966	3,756,883	1965	3,054,514
1964	2,580,137	1963	2,432,588	1962	2,416,950	1961	2,338,314
1960	2,293,363	1959	2,215,422	1958	2,137,771	1957	2,111,322
1956	2,099,574	1955	2,027,469	1954	2,017,270	1953	1,972,799
1952	1,767,775	1951	1,728,052	1950	1,713,748	1949	1,703,829
1948	1,545,965	1947	1,537,318	1946	1,534,517	1945	1,518,669
1944	1,428,555	1943	1,260,034	1942	1,240,669	1941	832,971
1940	794,249	1939	784,084	1938	785,915	1937	676,239
1936	638,056						

Curve: L1 ASL: 47 SSD: 9.18E+12 IV: 42

Year	Balance	Year	Balance	Year	Balance	Year	Balance
2004	36,885,911	2003	35,385,481	2002	33,576,556	2001	33,861,538
2000	31,431,315	1999	29,881,391	1998	29,351,806	1997	22,960,959
1996	21,115,718	1995	20,918,760	1994	20,125,107	1993	17,491,349
1992	15,828,882	1991	14,646,974	1990	13,360,250	1989	12,553,803
1988	11,850,213	1987	11,245,843	1986	11,202,682	1985	11,054,644
1984	10,626,201	1983	10,315,035	1982	9,743,970	1981	8,802,947
1980	8,047,003	1979	6,990,789	1978	6,896,828	1977	6,552,219
1976	6,524,627	1975	5,932,132	1974	5,557,826	1973	5,517,853
1972	5,211,410	1971	5,085,938	1970	4,866,794	1969	4,908,994
1968	4,510,104	1967	4,205,804	1966	3,763,492	1965	3,064,917
1964	2,595,973	1963	2,454,396	1962	2,444,370	1961	2,370,814
1960	2,330,406	1959	2,256,434	1958	2,182,193	1957	2,158,476
1956	2,148,644	1955	2,077,730	1954	2,068,000	1953	2,023,255
1952	1,817,600	1951	1,776,879	1950	1,760,886	1949	1,748,592
1948	1,587,985	1947	1,576,268	1946	1,569,846	1945	1,549,920
1944	1,455,513	1943	1,282,840	1942	1,259,389	1941	848,204
1940	806,626	1939	793,551	1938	792,400	1937	679,917
1936	639,230						

Curve: R0.5 ASL: 55 SSD: 9.27E+12 IV: 42

Year	Balance	Year	Balance	Year	Balance	Year	Balance
2004	36,886,386	2003	35,390,109	2002	33,589,065	2001	33,890,027
2000	31,481,610	1999	29,953,136	1998	29,449,237	1997	23,073,731
1996	21,228,214	1995	21,032,302	1994	20,243,679	1993	17,611,519
1992	15,944,068	1991	14,754,285	1990	13,457,558	1989	12,639,763
1988	11,924,946	1987	11,309,876	1986	11,258,266	1985	11,105,250
1984	10,674,083	1983	10,361,820	1982	9,790,698	1981	8,848,615
1980	8,089,785	1979	7,028,269	1978	6,928,214	1977	6,578,640
1976	6,547,279	1975	5,951,408	1974	5,572,950	1973	5,529,480
1972	5,220,304	1971	5,092,486	1970	4,871,528	1969	4,912,821

1968	4,513,364	1967	4,207,740	1966	3,763,125	1965	3,060,023
1964	2,584,123	1963	2,434,680	1962	2,417,208	1961	2,336,892
1960	2,290,379	1959	2,211,003	1958	2,132,008	1957	2,104,345
1956	2,091,595	1955	2,018,670	1954	2,007,833	1953	1,962,957
1952	1,757,572	1951	1,717,483	1950	1,703,006	1949	1,693,153
1948	1,535,459	1947	1,527,056	1946	1,524,741	1945	1,509,637
1944	1,420,463	1943	1,252,923	1942	1,234,622	1941	827,847
1940	789,768	1939	780,366	1938	783,137	1937	674,503
1936	637,423						

Curve: L1.5 ASL: 44 SSD: 9.45E+12 IV: 43

Year	Balance	Year	Balance	Year	Balance	Year	Balance
2004	36,938,327	2003	35,431,475	2002	33,616,478	2001	33,895,210
2000	31,458,791	1999	29,903,312	1998	29,368,412	1997	22,973,924
1996	21,126,742	1995	20,927,840	1994	20,132,119	1993	17,496,879
1992	15,833,690	1991	14,651,372	1990	13,364,435	1989	12,557,841
1988	11,854,027	1987	11,249,316	1986	11,205,516	1985	11,056,536
1984	10,627,082	1983	10,315,002	1982	9,743,287	1981	8,802,176
1980	8,046,808	1979	6,991,868	1978	6,899,642	1977	6,557,014
1976	6,531,592	1975	5,941,494	1974	5,569,830	1973	5,532,514
1972	5,228,687	1971	5,105,750	1970	4,888,982	1969	4,933,317
1968	4,536,378	1967	4,233,920	1966	3,793,299	1965	3,096,330
1964	2,628,829	1963	2,488,322	1962	2,478,858	1961	2,405,391
1960	2,364,631	1959	2,289,892	1958	2,214,541	1957	2,189,398
1956	2,177,868	1955	2,105,045	1954	2,093,260	1953	2,046,337
1952	1,838,508	1951	1,795,660	1950	1,777,596	1949	1,763,307
1948	1,600,848	1947	1,587,409	1946	1,579,349	1945	1,557,872
1944	1,462,037	1943	1,288,109	1942	1,263,532	1941	851,423
1940	809,097	1939	795,336	1938	793,550	1937	680,530
1936	639,412						

Curve: L2 ASL: 41 SSD: 9.55E+12 IV: 43

Year	Balance	Year	Balance	Year	Balance	Year	Balance
2004	36,915,554	2003	35,404,942	2002	33,586,696	2001	33,861,928
2000	31,422,403	1999	29,864,379	1998	29,327,102	1997	22,931,933
1996	21,085,877	1995	20,887,843	1994	20,092,689	1993	17,458,713
1992	15,797,516	1991	14,617,449	1990	13,332,705	1989	12,528,175
1988	11,825,983	1987	11,222,455	1986	11,179,204	1985	11,030,046
1984	10,599,993	1983	10,287,020	1982	9,714,442	1981	8,772,783
1980	8,017,464	1979	6,963,291	1978	6,872,442	1977	6,531,655
1976	6,508,517	1975	5,921,228	1974	5,552,897	1973	5,519,234
1972	5,219,256	1971	5,100,367	1970	4,887,710	1969	4,936,139
1968	4,543,252	1967	4,244,869	1966	3,808,296	1965	3,115,380
1964	2,651,818	1963	2,514,831	1962	2,508,287	1961	2,437,032
1960	2,397,826	1959	2,323,955	1958	2,248,852	1957	2,223,327
1956	2,210,887	1955	2,136,669	1954	2,123,119	1953	2,074,126
1952	1,864,035	1951	1,818,808	1950	1,798,254	1949	1,781,494
1948	1,616,686	1947	1,601,071	1946	1,590,952	1945	1,567,552

1944	1,469,959	1943	1,294,470	1942	1,268,524	1941	855,284
1940	812,046	1939	797,444	1938	794,908	1937	681,248
1936	639,625						

**Curve: S0 ASL: 46 SSD: 9.56E+12 IV: 43**

Year	Balance	Year	Balance	Year	Balance	Year	Balance
2004	36,836,390	2003	35,347,495	2002	33,550,395	2001	33,846,566
2000	31,425,302	1999	29,882,773	1998	29,357,392	1997	22,968,211
1996	21,126,037	1995	20,931,571	1994	20,138,462	1993	17,503,743
1992	15,840,222	1991	14,657,204	1990	13,369,526	1989	12,562,656
1988	11,859,176	1987	11,255,576	1986	11,213,690	1985	11,066,901
1984	10,639,508	1983	10,329,100	1982	9,758,268	1981	8,817,109
1980	8,060,972	1979	7,004,788	1978	6,911,326	1977	6,567,236
1976	6,540,118	1975	5,947,901	1974	5,574,009	1973	5,534,416
1972	5,228,100	1971	5,102,508	1970	4,882,828	1969	4,923,912
1968	4,523,131	1967	4,216,340	1966	3,770,940	1965	3,068,976
1964	2,596,773	1963	2,452,172	1962	2,439,301	1961	2,363,080
1960	2,320,264	1959	2,244,176	1958	2,168,178	1957	2,143,086
1956	2,132,244	1955	2,060,674	1954	2,050,637	1953	2,005,867
1952	1,800,502	1951	1,760,486	1950	1,745,512	1949	1,734,452
1948	1,575,271	1947	1,565,193	1946	1,560,460	1945	1,542,177
1944	1,449,285	1943	1,277,998	1942	1,255,760	1941	845,604
1940	805,080	1939	792,897	1938	792,377	1937	680,200
1936	639,466						

**Curve: L3 ASL: 38 SSD: 9.81E+12 IV: 44**

Year	Balance	Year	Balance	Year	Balance	Year	Balance
2004	37,005,565	2003	35,481,734	2002	33,652,130	2001	33,918,537
2000	31,472,659	1999	29,910,807	1998	29,371,613	1997	22,975,834
1996	21,129,605	1995	20,931,315	1994	20,135,141	1993	17,498,715
1992	15,833,343	1991	14,647,237	1990	13,354,898	1989	12,541,456
1988	11,829,689	1987	11,216,510	1986	11,164,238	1985	11,007,370
1984	10,571,306	1983	10,254,350	1982	9,679,847	1981	8,738,212
1980	7,984,599	1979	6,933,659	1978	6,847,310	1977	6,512,214
1976	6,495,840	1975	5,916,229	1974	5,556,402	1973	5,531,822
1972	5,241,335	1971	5,132,073	1970	4,928,946	1969	4,986,427
1968	4,601,841	1967	4,310,644	1966	3,879,808	1965	3,190,982
1964	2,729,769	1963	2,593,363	1962	2,585,825	1961	2,512,174
1960	2,469,339	1959	2,390,984	1958	2,310,702	1957	2,279,628
1956	2,261,485	1955	2,181,609	1954	2,162,611	1953	2,108,523
1952	1,893,741	1951	1,844,271	1950	1,819,894	1949	1,799,648
1948	1,631,678	1947	1,613,183	1946	1,600,522	1945	1,574,923
1944	1,475,460	1943	1,298,427	1942	1,271,223	1941	856,996
1940	813,011	1939	797,910	1938	795,078	1937	681,287
1936	639,627						

**Curve: S4 ASL: 35 SSD: 9.87E+12 IV: 44**



Year	Balance	Year	Balance	Year	Balance	Year	Balance
2004	37,008,708	2003	35,495,465	2002	33,678,374	2001	33,957,591
2000	31,523,394	1999	29,970,597	1998	29,436,651	1997	23,041,480
1996	21,190,600	1995	20,982,336	1994	20,171,238	1993	17,515,751
1992	15,828,157	1991	14,617,879	1990	13,300,684	1989	12,462,921
1988	11,728,488	1987	11,095,255	1986	11,026,341	1985	10,856,726
1984	10,412,216	1983	10,091,361	1982	9,517,619	1981	8,581,493
1980	7,838,029	1979	6,801,544	1978	6,733,537	1977	6,420,034
1976	6,427,775	1975	5,873,983	1974	5,540,670	1973	5,542,394
1972	5,276,919	1971	5,190,482	1970	5,007,234	1969	5,081,091
1968	4,708,964	1967	4,426,157	1966	3,999,723	1965	3,311,571
1964	2,847,763	1963	2,706,101	1962	2,691,150	1961	2,608,584
1960	2,555,950	1959	2,467,333	1958	2,376,894	1957	2,336,096
1956	2,308,876	1955	2,220,791	1954	2,194,478	1953	2,134,004
1952	1,913,766	1951	1,859,689	1950	1,831,506	1949	1,808,177
1948	1,637,753	1947	1,617,363	1946	1,603,272	1945	1,576,628
1944	1,476,441	1943	1,298,929	1942	1,271,440	1941	857,068
1940	813,025	1939	797,910	1938	795,078	1937	681,287
1936	639,627						

Curve: R5 ASL: 34 SSD: 9.87E+12 IV: 44

Year	Balance	Year	Balance	Year	Balance	Year	Balance
2004	36,744,747	2003	35,261,447	2002	33,483,948	2001	33,807,130
2000	31,415,768	1999	29,900,268	1998	29,394,997	1997	23,018,482
1996	21,176,567	1995	20,968,884	1994	20,152,079	1993	17,487,277
1992	15,789,402	1991	14,569,489	1990	13,243,912	1989	12,399,105
1988	11,658,529	1987	11,019,191	1986	10,943,432	1985	10,765,966
1984	10,312,744	1983	9,982,815	1982	9,400,816	1981	8,458,455
1980	7,711,578	1979	6,674,664	1978	6,608,764	1977	6,299,573
1976	6,314,760	1975	5,772,591	1974	5,455,206	1973	5,476,138
1972	5,231,543	1971	5,165,614	1970	5,000,661	1969	5,089,241
1968	4,727,559	1967	4,450,838	1966	4,026,623	1965	3,337,624
1964	2,870,859	1963	2,725,118	1962	2,705,810	1961	2,619,238
1960	2,563,276	1959	2,472,179	1958	2,379,991	1957	2,338,023
1956	2,310,054	1955	2,221,502	1954	2,194,904	1953	2,134,255
1952	1,913,913	1951	1,859,769	1950	1,831,546	1949	1,808,194
1948	1,637,760	1947	1,617,365	1946	1,603,273	1945	1,576,628
1944	1,476,441	1943	1,298,929	1942	1,271,440	1941	857,068
1940	813,025	1939	797,910	1938	795,078	1937	681,287
1936	639,627						

Curve: S5 ASL: 34 SSD: 9.92E+12 IV: 44

Year	Balance	Year	Balance	Year	Balance	Year	Balance
2004	36,780,812	2003	35,274,945	2002	33,480,507	2001	33,795,921
2000	31,407,177	1999	29,903,397	1998	29,415,800	1997	23,058,827
1996	21,234,340	1995	21,039,125	1994	20,228,420	1993	17,562,992
1992	15,858,544	1991	14,627,974	1990	13,290,025	1989	12,433,099

1988	11,682,021	1987	11,034,662	1986	10,953,517	1985	10,772,813
1984	10,317,686	1983	9,986,422	1982	9,402,615	1981	8,457,346
1980	7,706,472	1979	6,665,278	1978	6,596,095	1977	6,285,566
1976	6,300,749	1975	5,758,888	1974	5,441,767	1973	5,463,357
1972	5,220,657	1971	5,158,599	1970	4,999,726	1969	5,096,155
1968	4,743,075	1967	4,474,416	1966	4,056,506	1965	3,371,228
1964	2,905,306	1963	2,757,771	1962	2,734,670	1961	2,643,133
1960	2,581,855	1959	2,485,764	1958	2,389,329	1957	2,344,051
1956	2,313,696	1955	2,223,552	1954	2,195,968	1953	2,134,758
1952	1,914,124	1951	1,859,845	1950	1,831,568	1949	1,808,199
1948	1,637,760	1947	1,617,365	1946	1,603,273	1945	1,576,628
1944	1,476,441	1943	1,298,929	1942	1,271,440	1941	857,068
1940	813,025	1939	797,910	1938	795,078	1937	681,287
1936	639,627						

Curve: L5 ASL: 35 SSD: 9.99E+12 IV: 44

Year	Balance	Year	Balance	Year	Balance	Year	Balance
2004	36,991,693	2003	35,473,570	2002	33,662,638	2001	33,958,185
2000	31,547,187	1999	30,019,397	1998	29,506,967	1997	23,125,752
1996	21,279,528	1995	21,067,398	1994	20,246,488	1993	17,578,391
1992	15,878,067	1991	14,656,641	1990	13,330,613	1989	12,486,333
1988	11,747,284	1987	11,110,678	1986	11,038,833	1985	10,865,933
1984	10,417,171	1983	10,090,860	1982	9,510,776	1981	8,568,158
1980	7,818,935	1979	6,778,301	1978	6,708,215	1977	6,394,682
1976	6,404,052	1975	5,853,093	1974	5,523,622	1973	5,530,541
1972	5,271,973	1971	5,194,400	1970	5,021,474	1969	5,105,752
1968	4,742,276	1967	4,464,705	1966	4,039,258	1965	3,348,349
1964	2,879,331	1963	2,731,545	1962	2,710,784	1961	2,623,369
1960	2,566,976	1959	2,475,536	1958	2,382,959	1957	2,340,503
1956	2,311,972	1955	2,222,848	1954	2,195,744	1953	2,134,709
1952	1,914,118	1951	1,859,845	1950	1,831,568	1949	1,808,199
1948	1,637,760	1947	1,617,365	1946	1,603,273	1945	1,576,628
1944	1,476,441	1943	1,298,929	1942	1,271,440	1941	857,068
1940	813,025	1939	797,910	1938	795,078	1937	681,287
1936	639,627						

Curve: L4 ASL: 36 SSD: 1.00E+13 IV: 44

Year	Balance	Year	Balance	Year	Balance	Year	Balance
2004	37,023,541	2003	35,497,588	2002	33,671,930	2001	33,946,934
2000	31,512,335	1999	29,961,953	1998	29,431,850	1997	23,040,435
1996	21,192,356	1995	20,985,799	1994	20,175,894	1993	17,522,095
1992	15,837,788	1991	14,633,086	1990	13,323,920	1989	12,496,308
1988	11,773,368	1987	11,151,950	1986	11,094,118	1985	10,933,826
1984	10,496,022	1983	10,178,761	1982	9,605,306	1981	8,666,210
1980	7,916,800	1979	6,872,016	1978	6,794,014	1977	6,469,469
1976	6,465,674	1975	5,900,358	1974	5,555,878	1973	5,547,031
1972	5,271,913	1971	5,177,068	1970	4,986,885	1969	5,055,451
1968	4,679,471	1967	4,393,789	1966	3,965,157	1965	3,275,328

1964	2,810,357	1963	2,668,332	1962	2,654,068	1961	2,573,327
1960	2,523,579	1959	2,438,711	1958	2,352,541	1957	2,316,166
1956	2,293,208	1955	2,208,968	1954	2,185,950	1953	2,128,158
1952	1,909,990	1951	1,857,413	1950	1,830,245	1949	1,807,554
1948	1,637,491	1947	1,617,276	1946	1,603,252	1945	1,576,626
1944	1,476,441	1943	1,298,929	1942	1,271,440	1941	857,068
1940	813,025	1939	797,910	1938	795,078	1937	681,287
1936	639,627						

**Curve: S0.5 ASL: 43 SSD: 1.01E+13 IV: 44**

Year	Balance	Year	Balance	Year	Balance	Year	Balance
2004	36,842,544	2003	35,346,695	2002	33,542,433	2001	33,831,353
2000	31,403,767	1999	29,856,038	1998	29,327,042	1997	22,936,988
1996	21,094,897	1995	20,900,672	1994	20,108,449	1993	17,475,785
1992	15,815,025	1991	14,635,072	1990	13,350,592	1989	12,546,762
1988	11,846,037	1987	11,244,806	1986	11,204,795	1985	11,059,559
1984	10,633,636	1983	10,324,716	1982	9,755,586	1981	8,816,467
1980	8,062,589	1979	7,008,763	1978	6,917,425	1977	6,575,225
1976	6,549,781	1975	5,959,190	1974	5,586,770	1973	5,548,409
1972	5,243,189	1971	5,118,559	1970	4,899,766	1969	4,941,714
1968	4,541,934	1967	4,236,316	1966	3,792,302	1965	3,091,905
1964	2,621,248	1963	2,477,970	1962	2,466,096	1961	2,390,575
1960	2,348,177	1959	2,272,215	1958	2,196,078	1957	2,170,584
1956	2,159,063	1955	2,086,597	1954	2,075,470	1953	2,029,434
1952	1,822,707	1951	1,781,188	1950	1,764,547	1949	1,751,720
1948	1,590,741	1947	1,578,792	1946	1,572,178	1945	1,552,058
1944	1,457,427	1943	1,284,552	1942	1,260,894	1941	849,543
1940	807,947	1939	794,797	1938	793,447	1937	680,646
1936	639,532						

**Curve: R1 ASL: 48 SSD: 1.01E+13 IV: 44**

Year	Balance	Year	Balance	Year	Balance	Year	Balance
2004	36,807,140	2003	35,315,757	2002	33,518,728	2001	33,821,554
2000	31,413,336	1999	29,884,981	1998	29,379,820	1997	23,005,499
1996	21,165,121	1995	20,973,752	1994	20,188,302	1993	17,559,904
1992	15,897,684	1991	14,713,649	1990	13,423,011	1989	12,611,473
1988	11,902,710	1987	11,293,404	1986	11,246,817	1985	11,097,741
1984	10,669,751	1983	10,360,054	1982	9,791,033	1981	8,851,133
1980	8,094,796	1979	7,036,250	1978	6,939,221	1977	6,592,200
1976	6,562,892	1975	5,968,781	1974	5,592,104	1973	5,550,055
1972	5,241,893	1971	5,114,778	1970	4,894,166	1969	4,935,346
1968	4,535,465	1967	4,229,412	1966	3,784,435	1965	3,081,395
1964	2,606,071	1963	2,457,347	1962	2,440,412	1961	2,360,407
1960	2,314,020	1959	2,234,597	1958	2,155,423	1957	2,127,431
1956	2,114,160	1955	2,040,565	1954	2,028,921	1953	1,983,085
1952	1,776,746	1951	1,735,731	1950	1,720,212	1949	1,709,184
1948	1,550,296	1947	1,540,688	1946	1,537,042	1945	1,520,486
1944	1,429,807	1943	1,260,833	1942	1,241,128	1941	833,169

1940 794,173 1939 783,820 1938 785,575 1937 675,938  
1936 637,906

**Curve: R4 ASL: 35 SSD: 1.02E+13 IV: 44**

Year	Balance	Year	Balance	Year	Balance	Year	Balance
2004	36,851,089	2003	35,357,148	2002	33,555,381	2001	33,844,700
2000	31,414,623	1999	29,860,094	1998	29,319,670	1997	22,915,133
1996	21,054,340	1995	20,837,892	1994	20,021,944	1993	17,365,668
1992	15,681,446	1991	14,478,383	1990	13,171,639	1989	12,346,715
1988	11,626,514	1987	11,007,950	1986	10,953,509	1985	10,797,828
1984	10,366,605	1983	10,058,375	1982	9,496,561	1981	8,571,498
1980	7,837,950	1979	6,809,856	1978	6,748,392	1977	6,439,302
1976	6,449,101	1975	5,894,918	1974	5,558,881	1973	5,555,783
1972	5,283,707	1971	5,189,190	1970	4,996,655	1969	5,060,307
1968	4,677,551	1967	4,384,481	1966	3,949,125	1965	3,254,287
1964	2,786,508	1963	2,643,564	1962	2,629,687	1961	2,550,115
1960	2,501,916	1959	2,418,712	1958	2,334,187	1957	2,299,424
1956	2,278,052	1955	2,195,398	1954	2,173,952	1953	2,117,707
1952	1,901,032	1951	1,849,889	1950	1,824,073	1949	1,802,618
1948	1,633,652	1947	1,614,377	1946	1,601,129	1945	1,575,112
1944	1,475,387	1943	1,298,210	1942	1,270,962	1941	856,756
1940	812,828	1939	797,791	1938	795,013	1937	681,257
1936	639,619						

**Curve: S3 ASL: 36 SSD: 1.02E+13 IV: 44**

Year	Balance	Year	Balance	Year	Balance	Year	Balance
2004	36,983,265	2003	35,459,842	2002	33,630,353	2001	33,895,893
2000	31,447,772	1999	29,882,022	1998	29,337,284	1997	22,934,500
1996	21,080,090	1995	20,872,917	1994	20,067,723	1993	17,422,802
1992	15,750,029	1991	14,558,105	1990	13,261,850	1989	12,446,577
1988	11,735,087	1987	11,124,180	1986	11,075,996	1985	10,924,677
1984	10,495,379	1983	10,186,179	1982	9,620,186	1981	8,687,656
1980	7,943,547	1979	6,902,344	1978	6,825,836	1977	6,500,450
1976	6,493,430	1975	5,922,649	1974	5,570,872	1973	5,553,421
1972	5,268,974	1971	5,164,554	1970	4,965,026	1969	5,024,931
1968	4,641,638	1967	4,350,755	1966	3,919,491	1965	3,229,631
1964	2,766,931	1963	2,628,816	1962	2,619,388	1961	2,543,771
1960	2,498,964	1959	2,418,556	1958	2,336,243	1957	2,303,113
1956	2,282,838	1955	2,200,790	1954	2,179,556	1953	2,123,214
1952	1,906,218	1951	1,854,588	1950	1,828,181	1949	1,806,099
1948	1,636,514	1947	1,616,664	1946	1,602,900	1945	1,576,443
1944	1,476,358	1943	1,298,895	1942	1,271,428	1941	857,064
1940	813,024	1939	797,910	1938	795,078	1937	681,287
1936	639,627						

**Curve: S1 ASL: 41 SSD: 1.04E+13 IV: 45**

Year	Balance	Year	Balance	Year	Balance	Year	Balance
2004	36,986,617	2003	35,473,600	2002	33,652,421	2001	33,924,401
2000	31,481,562	1999	29,920,442	1998	29,380,402	1997	22,982,946
1996	21,135,110	1995	20,935,670	1994	20,139,321	1993	17,504,318
1992	15,842,372	1991	14,661,929	1990	13,377,318	1989	12,573,483
1988	11,872,565	1987	11,270,889	1986	11,230,015	1985	11,083,686
1984	10,656,761	1983	10,347,044	1982	9,777,615	1981	8,838,745
1980	8,085,598	1979	7,032,763	1978	6,942,262	1977	6,600,756
1976	6,575,864	1975	5,985,857	1974	5,613,954	1973	5,575,944
1972	5,270,975	1971	5,146,536	1970	4,927,926	1969	4,970,103
1968	4,570,816	1967	4,266,013	1966	3,823,144	1965	3,124,208
1964	2,655,042	1963	2,513,007	1962	2,502,051	1961	2,427,106
1960	2,384,962	1959	2,308,941	1958	2,232,444	1957	2,206,245
1956	2,193,746	1955	2,120,032	1954	2,107,413	1953	2,059,720
1952	1,851,197	1951	1,807,702	1950	1,788,916	1949	1,773,834
1948	1,610,524	1947	1,596,200	1946	1,587,174	1945	1,564,685
1944	1,467,836	1943	1,292,945	1942	1,267,469	1941	854,591
1940	811,629	1939	797,224	1938	794,815	1937	681,223
1936	639,623						

Curve: S1.5 ASL: 39 SSD: 1.06E+13 IV: 45

Year	Balance	Year	Balance	Year	Balance	Year	Balance
2004	36,909,419	2003	35,393,643	2002	33,570,168	2001	33,840,697
2000	31,396,986	1999	29,835,843	1998	29,296,217	1997	22,899,705
1996	21,052,925	1995	20,854,856	1994	20,060,062	1993	17,426,741
1992	15,766,590	1991	14,587,899	1990	13,305,189	1989	12,503,232
1988	11,804,431	1987	11,205,000	1986	11,166,682	1985	11,023,229
1984	10,599,486	1983	10,293,313	1982	9,727,647	1981	8,792,821
1980	8,043,813	1979	6,995,272	1978	6,909,114	1977	6,572,046
1976	6,551,641	1975	5,966,157	1974	5,598,777	1973	5,565,253
1972	5,264,732	1971	5,144,630	1970	4,930,236	1969	4,976,422
1968	4,580,912	1967	4,279,534	1966	3,839,712	1965	3,143,341
1964	2,676,251	1963	2,535,773	1962	2,525,878	1961	2,451,539
1960	2,409,541	1959	2,333,288	1958	2,256,173	1957	2,229,066
1956	2,215,367	1955	2,140,259	1954	2,126,058	1953	2,076,665
1952	1,866,369	1951	1,821,055	1950	1,800,482	1949	1,783,647
1948	1,618,702	1947	1,602,843	1946	1,592,453	1945	1,568,759
1944	1,470,884	1943	1,295,142	1942	1,268,973	1941	855,562
1940	812,185	1939	797,508	1938	794,923	1937	681,251
1936	639,625						

Curve: S2 ASL: 38 SSD: 1.06E+13 IV: 45

Year	Balance	Year	Balance	Year	Balance	Year	Balance
2004	37,041,034	2003	35,510,816	2002	33,674,184	2001	33,932,962
2000	31,479,006	1999	29,908,826	1998	29,361,394	1997	22,957,809
1996	21,104,599	1995	20,900,602	1994	20,100,407	1993	17,462,087
1992	15,797,174	1991	14,613,984	1990	13,326,998	1989	12,521,069
1988	11,818,606	1987	11,216,004	1986	11,174,995	1985	11,029,482

1984	10,604,302	1983	10,297,273	1982	9,731,359	1981	8,796,723
1980	8,048,331	1979	7,000,733	1978	6,915,853	1977	6,580,356
1976	6,561,830	1975	5,978,474	1974	5,613,441	1973	5,582,453
1972	5,284,601	1971	5,167,265	1970	4,955,680	1969	5,004,630
1968	4,611,746	1967	4,312,789	1966	3,875,020	1965	3,180,293
1964	2,714,355	1963	2,574,500	1962	2,564,753	1961	2,490,082
1960	2,447,300	1959	2,369,875	1958	2,291,214	1957	2,262,235
1956	2,246,437	1955	2,168,984	1954	2,152,318	1953	2,100,361
1952	1,887,435	1951	1,839,515	1950	1,816,382	1949	1,797,102
1948	1,629,863	1947	1,611,901	1946	1,599,622	1945	1,574,291
1944	1,475,014	1943	1,298,113	1942	1,271,012	1941	856,866
1940	812,945	1939	797,884	1938	795,073	1937	681,286
1936	639,627						

**Curve: S6 ASL: 34 SSD: 1.07E+13 IV: 45**

Year	Balance	Year	Balance	Year	Balance	Year	Balance
2004	36,731,415	2003	35,205,727	2002	33,422,603	2001	33,781,598
2000	31,458,934	1999	30,025,504	1998	29,592,913	1997	23,262,520
1996	21,433,980	1995	21,211,487	1994	20,361,972	1993	17,656,664
1992	15,917,582	1991	14,660,118	1990	13,303,428	1989	12,435,604
1988	11,680,632	1987	11,034,595	1986	10,957,165	1985	10,779,300
1984	10,323,427	1983	9,986,442	1982	9,392,310	1981	8,434,279
1980	7,671,838	1979	6,624,256	1978	6,556,370	1977	6,254,125
1976	6,280,591	1975	5,747,901	1974	5,435,150	1973	5,458,418
1972	5,220,582	1971	5,172,018	1970	5,035,761	1969	5,158,235
1968	4,825,822	1967	4,565,622	1966	4,142,535	1965	3,442,160
1964	2,957,215	1963	2,791,890	1962	2,755,003	1961	2,654,189
1960	2,587,372	1959	2,488,284	1958	2,390,378	1957	2,344,445
1956	2,313,829	1955	2,223,591	1954	2,195,978	1953	2,134,760
1952	1,914,124	1951	1,859,845	1950	1,831,568	1949	1,808,199
1948	1,637,760	1947	1,617,365	1946	1,603,273	1945	1,576,628
1944	1,476,441	1943	1,298,929	1942	1,271,440	1941	857,068
1940	813,025	1939	797,910	1938	795,078	1937	681,287
1936	639,627						

**Curve: R1.5 ASL: 44 SSD: 1.10E+13 IV: 46**

Year	Balance	Year	Balance	Year	Balance	Year	Balance
2004	36,777,220	2003	35,281,659	2002	33,480,356	2001	33,777,772
2000	31,363,523	1999	29,830,004	1998	29,319,394	1997	22,942,762
1996	21,104,256	1995	20,914,818	1994	20,130,708	1993	17,504,780
1992	15,846,826	1991	14,667,901	1990	13,382,997	1989	12,577,581
1988	11,874,936	1987	11,271,624	1986	11,230,458	1985	11,085,921
1984	10,661,854	1983	10,355,599	1982	9,789,648	1981	8,852,898
1980	8,099,961	1979	7,045,169	1978	6,951,829	1977	6,607,969
1976	6,581,296	1975	5,989,471	1974	5,615,012	1973	5,574,762
1972	5,267,972	1971	5,141,884	1970	4,921,932	1969	4,963,325
1968	4,563,357	1967	4,257,194	1966	3,812,140	1965	3,109,373
1964	2,634,710	1963	2,486,690	1962	2,470,207	1961	2,390,380

1960	2,343,929	1959	2,264,224	1958	2,184,593	1957	2,155,948
1956	2,141,802	1955	2,067,157	1954	2,054,309	1953	2,007,109
1952	1,799,399	1951	1,757,016	1950	1,740,020	1949	1,727,394
1948	1,566,905	1947	1,555,707	1946	1,550,386	1945	1,532,086
1944	1,439,662	1943	1,269,063	1942	1,247,809	1941	838,551
1940	798,530	1939	787,160	1938	787,878	1937	677,261
1936	638,341						

Curve: R3 ASL: 37 SSD: 1.11E+13 IV: 46

Year	Balance	Year	Balance	Year	Balance	Year	Balance
2004	36,901,264	2003	35,386,743	2002	33,563,002	2001	33,831,940
2000	31,385,125	1999	29,818,832	1998	29,272,586	1997	22,866,936
1996	21,008,930	1995	20,799,223	1994	19,993,142	1993	17,348,743
1992	15,678,017	1991	14,490,046	1990	13,199,704	1989	12,392,236
1988	11,690,269	1987	11,090,303	1986	11,054,207	1985	10,915,776
1984	10,499,610	1983	10,203,273	1982	9,649,320	1981	8,727,504
1980	7,992,422	1979	6,958,131	1978	6,886,326	1977	6,563,402
1976	6,556,500	1975	5,983,464	1974	5,627,161	1973	5,603,205
1972	5,310,632	1971	5,196,828	1970	4,987,050	1969	5,036,282
1968	4,642,317	1967	4,341,051	1966	3,900,003	1965	3,201,233
1964	2,730,756	1963	2,586,205	1962	2,571,855	1961	2,492,863
1960	2,446,136	1959	2,365,177	1958	2,283,515	1957	2,252,080
1956	2,234,358	1955	2,155,553	1954	2,138,049	1953	2,085,714
1952	1,872,831	1951	1,825,295	1950	1,802,876	1949	1,784,575
1948	1,618,478	1947	1,601,780	1946	1,590,837	1945	1,566,861
1944	1,468,909	1943	1,293,217	1942	1,267,214	1941	853,995
1940	810,826	1939	796,420	1938	794,164	1937	680,820
1936	639,490						

Curve: R2 ASL: 41 SSD: 1.15E+13 IV: 47

Year	Balance	Year	Balance	Year	Balance	Year	Balance
2004	36,836,808	2003	35,329,287	2002	33,515,721	2001	33,799,216
2000	31,370,430	1999	29,823,361	1998	29,298,992	1997	22,912,625
1996	21,069,898	1995	20,876,573	1994	20,088,193	1993	17,459,825
1992	15,802,071	1991	14,624,909	1990	13,342,987	1989	12,541,583
1988	11,843,410	1987	11,244,928	1986	11,208,320	1985	11,067,688
1984	10,647,178	1983	10,344,226	1982	9,781,465	1981	8,848,270
1980	8,099,435	1979	7,049,348	1978	6,960,787	1977	6,621,149
1976	6,598,099	1975	6,009,522	1974	5,638,257	1973	5,600,694
1972	5,296,056	1971	5,171,689	1970	4,952,984	1969	4,995,047
1968	4,595,353	1967	4,289,421	1966	3,844,615	1965	3,142,499
1964	2,668,940	1963	2,522,051	1962	2,506,357	1961	2,426,940
1960	2,380,591	1959	2,300,686	1958	2,220,622	1957	2,191,276
1956	2,176,144	1955	2,100,275	1954	2,085,993	1953	2,037,151
1952	1,827,771	1951	1,783,717	1950	1,764,891	1949	1,750,291
1948	1,587,802	1947	1,574,611	1946	1,567,180	1945	1,546,683
1944	1,452,065	1943	1,279,411	1942	1,256,208	1941	845,310
1940	803,996	1939	791,335	1938	790,757	1937	678,913

1936 638,883

**Curve: R2.5 ASL: 39 SSD: 1.15E+13 IV: 47**

Year	Balance	Year	Balance	Year	Balance	Year	Balance
2004	36,892,259	2003	35,376,697	2002	33,553,806	2001	33,826,288
2000	31,385,124	1999	29,825,735	1998	29,288,262	1997	22,890,809
1996	21,039,495	1995	20,837,807	1994	20,041,008	1993	17,405,575
1992	15,742,716	1991	14,561,840	1990	13,277,727	1989	12,475,439
1988	11,777,710	1987	11,180,780	1986	11,146,719	1985	11,009,286
1984	10,592,810	1983	10,294,655	1982	9,737,369	1981	8,810,482
1980	8,068,609	1979	7,026,075	1978	6,945,094	1977	6,612,678
1976	6,596,278	1975	6,013,858	1974	5,648,294	1973	5,615,730
1972	5,315,323	1971	5,194,503	1970	4,978,626	1969	5,022,788
1968	4,624,614	1967	4,319,804	1966	3,875,841	1965	3,174,465
1964	2,701,649	1963	2,555,248	1962	2,539,673	1961	2,460,008
1960	2,413,103	1959	2,332,395	1958	2,251,307	1957	2,220,762
1956	2,204,223	1955	2,126,830	1954	2,110,898	1953	2,060,316
1952	1,849,209	1951	1,803,449	1950	1,782,888	1949	1,766,507
1948	1,602,299	1947	1,587,434	1946	1,578,342	1945	1,556,198
1944	1,460,004	1943	1,285,920	1942	1,261,395	1941	849,406
1940	807,216	1939	793,738	1938	792,367	1937	679,816
1936	639,170						

**Curve: SQ ASL: 34 SSD: 1.29E+13 IV: 50**

Year	Balance	Year	Balance	Year	Balance	Year	Balance
2004	36,727,449	2003	34,905,407	2002	33,233,586	2001	33,576,620
2000	31,357,818	1999	30,290,736	1998	30,027,549	1997	23,591,195
1996	21,583,453	1995	21,297,475	1994	20,390,471	1993	17,686,534
1992	15,963,336	1991	14,677,896	1990	13,280,820	1989	12,431,493
1988	11,629,591	1987	10,967,318	1986	11,031,846	1985	10,830,902
1984	10,329,367	1983	9,945,868	1982	9,455,045	1981	8,449,766
1980	7,628,530	1979	6,524,556	1978	6,460,614	1977	6,227,009
1976	6,163,850	1975	5,926,135	1974	5,539,706	1973	5,461,594
1972	5,107,476	1971	5,047,913	1970	4,824,984	1969	5,463,569
1968	5,023,665	1967	4,680,631	1966	4,201,747	1965	3,468,826
1964	2,967,587	1963	2,795,327	1962	2,755,958	1961	2,654,408
1960	2,587,413	1959	2,488,290	1958	2,390,379	1957	2,344,445
1956	2,313,829	1955	2,223,591	1954	2,195,978	1953	2,134,760
1952	1,914,124	1951	1,859,845	1950	1,831,568	1949	1,808,199
1948	1,637,760	1947	1,617,365	1946	1,603,273	1945	1,576,628
1944	1,476,441	1943	1,298,929	1942	1,271,440	1941	857,068
1940	813,025	1939	797,910	1938	795,078	1937	681,287
1936	639,627						

**Curve: O2 ASL: 61 SSD: 1.46E+13 IV: 53**

Year	Balance	Year	Balance	Year	Balance	Year	Balance
------	---------	------	---------	------	---------	------	---------



2004	35,993,309	2003	34,549,906	2002	32,799,810	2001	33,151,784
2000	30,793,691	1999	29,312,613	1998	28,855,335	1997	22,519,966
1996	20,706,307	1995	20,541,046	1994	19,783,057	1993	17,178,637
1992	15,534,902	1991	14,366,407	1990	13,088,906	1989	12,288,646
1988	11,590,302	1987	10,990,840	1986	10,954,714	1985	10,817,579
1984	10,402,237	1983	10,105,524	1982	9,549,494	1981	8,621,285
1980	7,874,854	1979	6,824,084	1978	6,733,846	1977	6,393,967
1976	6,372,245	1975	5,785,662	1974	5,415,710	1973	5,380,590
1972	5,079,671	1971	4,959,904	1970	4,746,883	1969	4,796,181
1968	4,404,581	1967	4,106,244	1966	3,668,271	1965	2,970,681
1964	2,499,095	1963	2,353,388	1962	2,339,598	1961	2,262,977
1960	2,220,134	1959	2,144,398	1958	2,068,967	1957	2,044,850
1956	2,035,697	1955	1,966,365	1954	1,959,115	1953	1,917,849
1952	1,715,867	1951	1,678,977	1950	1,667,708	1949	1,661,108
1948	1,506,544	1947	1,501,146	1946	1,501,890	1945	1,489,892
1944	1,403,766	1943	1,239,036	1942	1,223,383	1941	818,812
1940	782,460	1939	774,763	1938	779,265	1937	672,268
1936	636,685						

Curve: O3 ASL: 61 SSD: 8.30E+13 IV: 127

Year	Balance	Year	Balance	Year	Balance	Year	Balance
2004	33,841,502	2003	32,527,854	2002	30,901,992	2001	31,376,495
2000	29,137,809	1999	27,768,903	1998	27,420,664	1997	21,180,451
1996	19,445,017	1995	19,354,607	1994	18,670,348	1993	16,133,139
1992	14,548,089	1991	13,432,870	1990	12,204,028	1989	11,448,569
1988	10,792,409	1987	10,232,938	1986	10,236,012	1985	10,138,282
1984	9,761,685	1983	9,502,656	1982	8,982,929	1981	8,088,215
1980	7,372,023	1979	6,347,963	1978	6,282,312	1977	5,966,451
1976	5,968,314	1975	5,404,308	1974	5,055,145	1973	5,040,228
1972	4,759,047	1971	4,658,364	1970	4,463,943	1969	4,531,706
1968	4,158,045	1967	3,876,327	1966	3,453,538	1965	2,768,823
1964	2,307,703	1963	2,171,267	1962	2,166,555	1961	2,098,952
1960	2,065,003	1959	1,998,024	1958	1,931,126	1957	1,915,431
1956	1,914,722	1955	1,853,743	1954	1,854,759	1953	1,821,718
1952	1,627,484	1951	1,597,872	1950	1,593,819	1949	1,594,434
1948	1,446,768	1947	1,447,938	1946	1,455,264	1945	1,449,839
1944	1,370,081	1943	1,211,177	1942	1,200,955	1941	800,895
1940	768,084	1939	763,830	1938	771,765	1937	667,975
1936	635,280						

Curve: O4 ASL: 61 SSD: 2.35E+14 IV: 213

Year	Balance	Year	Balance	Year	Balance	Year	Balance
2004	31,605,183	2003	30,428,599	2002	28,934,484	2001	29,540,020
2000	27,429,802	1999	26,181,602	1998	25,951,278	1997	19,812,852
1996	18,159,175	1995	18,147,146	1994	17,540,625	1993	15,073,787
1992	13,549,216	1991	12,488,384	1990	11,308,760	1989	10,598,263
1988	9,984,313	1987	9,464,782	1986	9,507,255	1985	9,449,578
1984	9,112,603	1983	8,892,258	1982	8,409,846	1981	7,549,302

1980	6,863,557	1979	5,865,858	1978	5,824,203	1977	5,531,880
1976	5,556,975	1975	5,015,186	1974	4,686,253	1973	4,691,050
1972	4,429,218	1971	4,347,278	1970	4,171,205	1969	4,257,346
1968	3,901,609	1967	3,636,382	1966	3,228,503	1965	2,556,039
1964	2,104,381	1963	1,976,116	1962	1,979,530	1961	1,920,165
1960	1,894,494	1959	1,835,823	1958	1,777,143	1957	1,769,730
1956	1,777,513	1955	1,725,093	1954	1,734,746	1953	1,710,456
1952	1,524,546	1951	1,502,836	1950	1,506,741	1949	1,515,450
1948	1,375,606	1947	1,384,299	1946	1,399,268	1945	1,401,565
1944	1,329,350	1943	1,177,390	1942	1,173,685	1941	779,047
1940	750,506	1939	750,428	1938	762,554	1937	662,694
1936	633,548						