




Kentucky Infrastructure Authority
 1024 Capital Center Drive, Suite 340
 Frankfort, Kentucky 40601
 Telephone (502) 573-0260 Telefax (502) 573-0157



FEB 02 2005

PUBLIC SERVICE
 COMMISSION

MEMORANDUM

To: Gerald E. Wuetcher
 Assistant General Counsel
 Public Service Commission of Kentucky

From: John E. Covington, *[Signature]*
 Treasurer/Financial Analyst
 Kentucky Infrastructure Authority Case 2005-00058

Subject: Public Service Commission Filing

Date: February 2, 2005

Attached are documents requesting Public Service Commission approval of changes in the Kentucky Infrastructure Authority Governmental Agencies Program loan (Fund C) amortizations schedules for the following utilities:

- | | |
|--|-------------------------------------|
| Big Sandy Water District | Knott County Water & Sewer District |
| Boyd County Sanitation District 2 | Laurel County Water District 2 |
| Bracken County Water District | Lyon County Water District |
| Bullock-Pen Water District | Meade County Water District |
| Caldwell County Water District | North Marshall Water District |
| Christian County Water District | North Mercer County Water District |
| East Pendleton Water District | Ohio County Water District |
| Hardin County Water District 2 | South Hopkins Water District |
| Henderson County Water District | Trimble County Water District |
| Hendron Water District | Union County Water District |
| Jessamine-South Elkhorn Water District | Webster County Water District |
| Jonathan Creek Water District | |

The following utilities have not submitted the appropriate documents for the Authority to file on their behalf:

- East Logan County Water District
- Edmonson County Water District
- Oldham County Water District
- South Graves Water District
- U.S. 60 Water District

South Graves Water District will be handled separately due to financial problems the district is experiencing. The Authority will continue to request cooperation from remaining systems. If you have any questions or comments regarding this matter please do not hesitate to contact this office.

COMMONWEALTH OF KENTUCKY
BEFORE THE PUBLIC SERVICE COMMISSION

RECEIVED
FEB 02 2005
PUBLIC SERVICE
COMMISSION

In the Matter of:

KENTUCKY INFRASTRUCTURE AUTHORITY'S)
JOINT APPLICATION ON BEHALF OF CERTAIN)
WATER DISTRICTS FOR AUTHORITY TO) CASE NO. 2005- 00058
BORROW FUNDS TO REFINANCE CERTAIN)
INDEBTEDNESS TO THE KENTUCKY)
INFRASTRUCTURE)

APPLICATION

Pursuant to KRS 278.300 and Administrative Regulation 807 KAR 5:001, the Kentucky Infrastructure Authority ("KIA"), on behalf of the utilities listed in Exhibit A to this Application ("the Districts"), applies to the Public Service Commission of Kentucky (the "Commission") for an Order in authorizing the Districts to enter into Supplemental Assistance Agreements with KIA to reduce each utility's debt service payment to KIA.

In support of this Application, KIA states:

1. Each utility in question is a water district organized pursuant to KRS Chapter 74.
2. The governing body of each utility is its Board of Commissioners which is a body corporate with the power to make contracts in the furtherance of its lawful and proper purposes as KRS 74.010 provides.
3. The mailing address of each utility is set forth in Exhibit A.
4. The mailing address of KIA is:

375 Versailles Road
Frankfort, Kentucky 40601
(502) 573-0260

(502) 573-0157 (Fax).

5. A general description of each utility's water system property, together with a statement of the original cost, is contained in its Annual Report for 2003 which is on file with the Commission. The Annual Report of each utility is incorporated by reference into this Application.

6. Using funds from its Fund C Infrastructure Revolving Fund Loan Program, KIA has previously entered into loan agreements with the Districts under which the Districts used the proceeds of such loans to finance infrastructure improvements to their water distribution and treatment facilities. A list of these loans and the present total debt service payment under these loans is contained in Exhibit B.

7. KIA proposes to issue Kentucky Infrastructure Authority Governmental Agencies Program Revenue Bonds, Series 2004 A/B, in the amount of \$42,570,000 to refund existing bond obligations related to its Fund C Governmental Agencies Program and to recognize substantial interest savings.

8. KIA and the Districts propose to enter into Supplemental Assistance Agreements obligating each of the Districts to make payments to KIA or a trustee on behalf of KIA in an amount sufficient to repay the principal and interest on the Series 2004 A/B Bonds related to their current loan agreements.

9. A copy of the debt service schedule for each of the Districts under the Supplemental Assistance Agreements is set forth at Exhibit C. Under these Supplemental Assistance Agreements, each of the Districts will pay an amount for debt service that is less than its debt service amount under the present agreements. In no instance will the time period for repaying the loan amount under the Supplemental

Assistance Agreements be shorter or longer than the time period that the Districts have remaining to pay their present debt under their current loan agreements with KIA.

10. The debt service schedule for each of the loans to be refinanced is shown in the Districts' Annual Reports for 2003.

11. The Districts represent that the issuance of the Supplemental Assistance Agreements is for a lawful object within each of the Districts' corporate purposes, is appropriate for and consistent with their proper performance of their service to the public and will not impair their ability to perform that service and is reasonably necessary and appropriate for such purpose.

12. The Districts further represent that the issuance of the Supplemental Assistance Agreements is will be in the public interest and is intended to accomplish the purpose of strengthening the financial condition of each utility by producing substantial debt service savings.

13. KIA's proposed issuance and delivery of the Kentucky Infrastructure Authority Governmental Agencies Program Revenue Bonds, Series 2004 A/B, will occur on July 29, 2004. KIA and the Districts intend to execute Supplemental Assistance Agreements before the savings from the sale of the Revenue Bonds will be passed on to the Districts.

14. No rate adjustment is necessary.

15. The Districts have reviewed this Application and have authorized KIA to apply to the Commission on their behalf for authority to enter the Supplemental Assistance Agreements.

WHEREFORE, the Districts respectfully request the Commission to:

1. Place this Application to issue evidences of indebtedness to the head of the Commission's docket as KRS 278.300(2) requires.
2. Authorize the Districts to execute and entered into the Supplemental Assistance Agreements with KIA prior to the first payment date under the Supplemental Assistance Agreements, such date being September 1, 2004.
3. Process this Application without a formal hearing to save time and expense.
4. To permit the Districts to deviate from the requirements of Administrative Regulation 807 KAR 5:001, Section 11(2)(a), and any other pertinent requirement and accept this Application in its current form.

Respectfully submitted,



Dirk M. Bedarff
Peck, Shaffer & Williams, LLP
118 West Fifth Street
Covington KY 41011
(859) 431-7000
(859) 431-0673 – Facsimile
dbedarff@peck-shaffer.com

COUNSEL FOR KENTUCKY
INFRASTRUCTURE AUTHORITY



POWER OF ATTORNEY AND AFFIDAVIT

The Affiant, PAUL THOMAS, being duly sworn, states that:

- 1. Affiant is CHAIRMAN of BIG SANDY WATER DISTRICT;
- 2. Affiant has read the Application;
- 3. The contents of the Application that relate to BIG SANDY WATER DISTRICT are accurate and correct;

4. Affiant, on behalf of BIG SANDY WATER DISTRICT hereby appoints the Kentucky Infrastructure Authority to be its Attorney in Fact to apply to and obtain from the Public Service Commission of Kentucky for all authorizations necessary for BIG SANDY WATER DISTRICT to enter into a supplemental or amended loan agreement with the Kentucky Infrastructure Authority to implement revisions to the existing loan agreements that are the subject of this Application.

Paul E Thomas

COMMONWEALTH OF KENTUCKY)
COUNTY OF Boyd) ss

SUBSCRIBED, SWORN TO AND ACKNOWLEDGED before me by _____

Paul Thomas, of Big Sandy Water District, on this 27 day of July, 2004.

Robert M. Gluskler
Notary Public

My Commission expires: 3/14/08

Kentucky Infrastructure Authority

MONTHLY PAYMENT SCHEDULE

Big Sandy Water District

Loan Amount

790,000.00

C89-16

Payment Date	Principal	Coupon	Interest	Debt Service	Service Fee	Sinking Fund	Net Total Payment	Principal Balance Remaining
9/1/2004	500.00	3.000%	4,072.50	4,572.50	158.00	5,481.82	10,212.32	789,500.00
10/1/2004	500.00	3.000%	4,072.50	4,572.50	158.00	5,481.82	10,212.32	789,000.00
11/1/2004	500.00	3.000%	4,072.50	4,572.50	158.00	5,481.82	10,212.32	788,500.00
12/1/2004	500.00	3.000%	4,072.50	4,572.50	158.00	5,481.82	10,212.32	788,000.00
1/1/2005	500.00	3.000%	4,072.50	4,572.50	158.00	5,481.82	10,212.32	787,500.00
2/1/2005	500.00	3.000%	4,072.50	4,572.50	158.00	5,481.82	10,212.32	787,000.00
3/1/2005	500.00	3.000%	4,072.50	4,572.50	158.00	5,481.82	10,212.32	786,500.00
4/1/2005	500.00	3.000%	4,072.50	4,572.50	158.00	5,481.82	10,212.32	786,000.00
5/1/2005	500.00	3.000%	4,072.50	4,572.50	158.00	5,481.82	10,212.32	785,500.00
6/1/2005	500.00	3.000%	4,072.50	4,572.50	158.00	5,481.82	10,212.32	785,000.00
7/1/2005	416.67	2.250%	3,362.50	3,779.17	130.83	4,624.42	8,534.42	784,583.33
8/1/2005	416.67	2.250%	3,362.50	3,779.17	130.83	4,624.42	8,534.42	784,166.67
9/1/2005	416.67	2.250%	3,362.50	3,779.17	130.83	4,624.42	8,534.42	783,750.00
10/1/2005	416.67	2.250%	3,362.50	3,779.17	130.83	4,624.42	8,534.42	783,333.33
11/1/2005	416.67	2.250%	3,362.50	3,779.17	130.83	4,624.42	8,534.42	782,916.67
12/1/2005	416.67	2.250%	3,362.50	3,779.17	130.83	4,624.42	8,534.42	782,500.00
1/1/2006	416.67	2.250%	3,362.50	3,779.17	130.83	4,624.42	8,534.42	782,083.33
2/1/2006	416.67	2.250%	3,362.50	3,779.17	130.83	4,624.42	8,534.42	781,666.67
3/1/2006	416.67	2.250%	3,362.50	3,779.17	130.83	4,624.42	8,534.42	781,250.00
4/1/2006	416.67	2.250%	3,362.50	3,779.17	130.83	4,624.42	8,534.42	780,833.33
5/1/2006	416.67	2.250%	3,362.50	3,779.17	130.83	4,624.42	8,534.42	780,416.67
6/1/2006	416.67	2.250%	3,362.50	3,779.17	130.83	4,624.42	8,534.42	780,000.00
7/1/2006	416.67	2.500%	3,353.13	3,769.79	130.00	4,690.17	8,589.96	779,583.33
8/1/2006	416.67	2.500%	3,353.13	3,769.79	130.00	4,690.17	8,589.96	779,166.67
9/1/2006	416.67	2.500%	3,353.13	3,769.79	130.00	4,690.17	8,589.96	778,750.00
10/1/2006	416.67	2.500%	3,353.13	3,769.79	130.00	4,690.17	8,589.96	778,333.33
11/1/2006	416.67	2.500%	3,353.13	3,769.79	130.00	4,690.17	8,589.96	777,916.67
12/1/2006	416.67	2.500%	3,353.13	3,769.79	130.00	4,690.17	8,589.96	777,500.00
1/1/2007	416.67	2.500%	3,353.13	3,769.79	130.00	4,690.17	8,589.96	777,083.33
2/1/2007	416.67	2.500%	3,353.13	3,769.79	130.00	4,690.17	8,589.96	776,666.67
3/1/2007	416.67	2.500%	3,353.13	3,769.79	130.00	4,690.17	8,589.96	776,250.00
4/1/2007	416.67	2.500%	3,353.13	3,769.79	130.00	4,690.17	8,589.96	775,833.33
5/1/2007	416.67	2.500%	3,353.13	3,769.79	130.00	4,690.17	8,589.96	775,416.67
6/1/2007	416.67	2.500%	3,353.13	3,769.79	130.00	4,690.17	8,589.96	775,000.00
7/1/2007	416.67	3.000%	3,342.71	3,759.38	129.17	4,690.88	8,579.42	774,583.33
8/1/2007	416.67	3.000%	3,342.71	3,759.38	129.17	4,690.88	8,579.42	774,166.67
9/1/2007	416.67	3.000%	3,342.71	3,759.38	129.17	4,690.88	8,579.42	773,750.00
10/1/2007	416.67	3.000%	3,342.71	3,759.38	129.17	4,690.88	8,579.42	773,333.33
11/1/2007	416.67	3.000%	3,342.71	3,759.38	129.17	4,690.88	8,579.42	772,916.67
12/1/2007	416.67	3.000%	3,342.71	3,759.38	129.17	4,690.88	8,579.42	772,500.00
1/1/2008	416.67	3.000%	3,342.71	3,759.38	129.17	4,690.88	8,579.42	772,083.33
2/1/2008	416.67	3.000%	3,342.71	3,759.38	129.17	4,690.88	8,579.42	771,666.67
3/1/2008	416.67	3.000%	3,342.71	3,759.38	129.17	4,690.88	8,579.42	771,250.00
4/1/2008	416.67	3.000%	3,342.71	3,759.38	129.17	4,690.88	8,579.42	770,833.33
5/1/2008	416.67	3.000%	3,342.71	3,759.38	129.17	4,690.88	8,579.42	770,416.67
6/1/2008	416.67	3.000%	3,342.71	3,759.38	129.17	4,690.88	8,579.42	770,000.00
7/1/2008	416.67	3.000%	3,330.21	3,746.88	128.33	4,683.17	8,558.38	769,583.33
8/1/2008	416.67	3.000%	3,330.21	3,746.88	128.33	4,683.17	8,558.38	769,166.67
9/1/2008	416.67	3.000%	3,330.21	3,746.88	128.33	4,683.17	8,558.38	768,750.00
10/1/2008	416.67	3.000%	3,330.21	3,746.88	128.33	4,683.17	8,558.38	768,333.33
11/1/2008	416.67	3.000%	3,330.21	3,746.88	128.33	4,683.17	8,558.38	767,916.67
12/1/2008	416.67	3.000%	3,330.21	3,746.88	128.33	4,683.17	8,558.38	767,500.00
1/1/2009	416.67	3.000%	3,330.21	3,746.88	128.33	4,683.17	8,558.38	767,083.33

Kentucky Infrastructure Authority

MONTHLY PAYMENT SCHEDULE

Big Sandy Water District

Loan Amount

790,000.00

C89-16

Payment Date	Principal	Coupon	Interest	Debt Service	Service Fee	Sinking Fund	Net Total Payment	Principal Balance Remaining
2/1/2009	416.67	3.000%	3,330.21	3,746.88	128.33	4,683.17	8,558.38	766,666.67
3/1/2009	416.67	3.000%	3,330.21	3,746.88	128.33	4,683.17	8,558.38	766,250.00
4/1/2009	416.67	3.000%	3,330.21	3,746.88	128.33	4,683.17	8,558.38	765,833.33
5/1/2009	416.67	3.000%	3,330.21	3,746.88	128.33	4,683.17	8,558.38	765,416.67
6/1/2009	416.67	3.000%	3,330.21	3,746.88	128.33	4,683.17	8,558.38	765,000.00
7/1/2009	833.33	3.500%	3,317.71	4,151.04	127.50	4,245.36	8,523.90	764,166.67
8/1/2009	833.33	3.500%	3,317.71	4,151.04	127.50	4,245.36	8,523.90	763,333.33
9/1/2009	833.33	3.500%	3,317.71	4,151.04	127.50	4,245.36	8,523.90	762,500.00
10/1/2009	833.33	3.500%	3,317.71	4,151.04	127.50	4,245.36	8,523.90	761,666.67
11/1/2009	833.33	3.500%	3,317.71	4,151.04	127.50	4,245.36	8,523.90	760,833.33
12/1/2009	833.33	3.500%	3,317.71	4,151.04	127.50	4,245.36	8,523.90	760,000.00
1/1/2010	833.33	3.500%	3,317.71	4,151.04	127.50	4,245.36	8,523.90	759,166.67
2/1/2010	833.33	3.500%	3,317.71	4,151.04	127.50	4,245.36	8,523.90	758,333.33
3/1/2010	833.33	3.500%	3,317.71	4,151.04	127.50	4,245.36	8,523.90	757,500.00
4/1/2010	833.33	3.500%	3,317.71	4,151.04	127.50	4,245.36	8,523.90	756,666.67
5/1/2010	833.33	3.500%	3,317.71	4,151.04	127.50	4,245.36	8,523.90	755,833.33
6/1/2010	833.33	3.500%	3,317.71	4,151.04	127.50	4,245.36	8,523.90	755,000.00
7/1/2010	833.33	3.750%	3,288.54	4,121.88	125.83	4,303.84	8,551.55	754,166.67
8/1/2010	833.33	3.750%	3,288.54	4,121.88	125.83	4,303.84	8,551.55	753,333.33
9/1/2010	833.33	3.750%	3,288.54	4,121.88	125.83	4,303.84	8,551.55	752,500.00
10/1/2010	833.33	3.750%	3,288.54	4,121.88	125.83	4,303.84	8,551.55	751,666.67
11/1/2010	833.33	3.750%	3,288.54	4,121.88	125.83	4,303.84	8,551.55	750,833.33
12/1/2010	833.33	3.750%	3,288.54	4,121.88	125.83	4,303.84	8,551.55	750,000.00
1/1/2011	833.33	3.750%	3,288.54	4,121.88	125.83	4,303.84	8,551.55	749,166.67
2/1/2011	833.33	3.750%	3,288.54	4,121.88	125.83	4,303.84	8,551.55	748,333.33
3/1/2011	833.33	3.750%	3,288.54	4,121.88	125.83	4,303.84	8,551.55	747,500.00
4/1/2011	833.33	3.750%	3,288.54	4,121.88	125.83	4,303.84	8,551.55	746,666.67
5/1/2011	833.33	3.750%	3,288.54	4,121.88	125.83	4,303.84	8,551.55	745,833.33
6/1/2011	833.33	3.750%	3,288.54	4,121.88	125.83	4,303.84	8,551.55	745,000.00
7/1/2011	833.33	5.000%	3,257.29	4,090.63	124.17	4,331.44	8,546.23	744,166.67
8/1/2011	833.33	5.000%	3,257.29	4,090.63	124.17	4,331.44	8,546.23	743,333.33
9/1/2011	833.33	5.000%	3,257.29	4,090.63	124.17	4,331.44	8,546.23	742,500.00
10/1/2011	833.33	5.000%	3,257.29	4,090.63	124.17	4,331.44	8,546.23	741,666.67
11/1/2011	833.33	5.000%	3,257.29	4,090.63	124.17	4,331.44	8,546.23	740,833.33
12/1/2011	833.33	5.000%	3,257.29	4,090.63	124.17	4,331.44	8,546.23	740,000.00
1/1/2012	833.33	5.000%	3,257.29	4,090.63	124.17	4,331.44	8,546.23	739,166.67
2/1/2012	833.33	5.000%	3,257.29	4,090.63	124.17	4,331.44	8,546.23	738,333.33
3/1/2012	833.33	5.000%	3,257.29	4,090.63	124.17	4,331.44	8,546.23	737,500.00
4/1/2012	833.33	5.000%	3,257.29	4,090.63	124.17	4,331.44	8,546.23	736,666.67
5/1/2012	833.33	5.000%	3,257.29	4,090.63	124.17	4,331.44	8,546.23	735,833.33
6/1/2012	833.33	5.000%	3,257.29	4,090.63	124.17	4,331.44	8,546.23	735,000.00
7/1/2012	27,916.67	5.250%	3,215.63	31,132.29	122.50	-22,721.93	8,532.87	707,083.33
8/1/2012	27,916.67	5.250%	3,215.63	31,132.29	122.50	-22,721.93	8,532.87	679,166.67
9/1/2012	27,916.67	5.250%	3,215.63	31,132.29	122.50	-22,721.93	8,532.87	651,250.00
10/1/2012	27,916.67	5.250%	3,215.63	31,132.29	122.50	-22,721.93	8,532.87	623,333.33
11/1/2012	27,916.67	5.250%	3,215.63	31,132.29	122.50	-22,721.93	8,532.87	595,416.67
12/1/2012	27,916.67	5.250%	3,215.63	31,132.29	122.50	-22,721.93	8,532.87	567,500.00
1/1/2013	27,916.67	5.250%	3,215.63	31,132.29	122.50	-22,721.93	8,532.87	539,583.33
2/1/2013	27,916.67	5.250%	3,215.63	31,132.29	122.50	-22,721.93	8,532.87	511,666.67
3/1/2013	27,916.67	5.250%	3,215.63	31,132.29	122.50	-22,721.93	8,532.87	483,750.00
4/1/2013	27,916.67	5.250%	3,215.63	31,132.29	122.50	-22,721.93	8,532.87	455,833.33
5/1/2013	27,916.67	5.250%	3,215.63	31,132.29	122.50	-22,721.93	8,532.87	427,916.67
6/1/2013	27,916.67	5.250%	3,215.63	31,132.29	122.50	-22,721.93	8,532.87	400,000.00

Kentucky Infrastructure Authority

MONTHLY PAYMENT SCHEDULE

Big Sandy Water District

Loan Amount

790,000.00

C89-16

Payment Date	Principal	Coupon	Interest	Debt Service	Service Fee	Sinking Fund	Net Total Payment	Principal Balance Remaining
7/1/2013	33,333.33	5.250%	1,750.00	35,083.33	66.67	-31,779.26	3,370.74	366,666.67
8/1/2013	33,333.33	5.250%	1,750.00	35,083.33	66.67	-31,779.26	3,370.74	333,333.33
9/1/2013	33,333.33	5.250%	1,750.00	35,083.33	66.67	-31,779.26	3,370.74	300,000.00
10/1/2013	33,333.33	5.250%	1,750.00	35,083.33	66.67	-31,779.26	3,370.74	266,666.67
11/1/2013	33,333.33	5.250%	1,750.00	35,083.33	66.67	-31,779.26	3,370.74	233,333.33
12/1/2013	33,333.33	5.250%	1,750.00	35,083.33	66.67	-31,779.26	3,370.74	200,000.00
1/1/2014	33,333.33	5.250%	1,750.00	35,083.33	66.67	-31,779.26	3,370.74	166,666.67
2/1/2014	33,333.33	5.250%	1,750.00	35,083.33	66.67	-31,779.26	3,370.74	133,333.33
3/1/2014	33,333.33	5.250%	1,750.00	35,083.33	66.67	-31,779.26	3,370.74	100,000.00
4/1/2014	33,333.33	5.250%	1,750.00	35,083.33	66.67	-31,779.26	3,370.74	66,666.67
5/1/2014	33,333.33	5.250%	1,750.00	35,083.33	66.67	-31,779.26	3,370.74	33,333.33
6/1/2014	33,333.33	5.250%	1,750.00	35,083.33	66.67	-31,779.26	3,370.74	0.00
7/1/2014	0.00	0.000%	0.00	0.00	0.00	759.98	759.98	0.00
8/1/2014	0.00	0.000%	0.00	0.00	0.00	759.98	759.98	0.00
9/1/2014	0.00	0.000%	0.00	0.00	0.00	759.98	759.98	0.00
10/1/2014	0.00	0.000%	0.00	0.00	0.00	759.98	759.98	0.00
11/1/2014	0.00	0.000%	0.00	0.00	0.00	759.98	759.98	0.00
12/1/2014	0.00	0.000%	0.00	0.00	0.00	759.98	759.98	0.00
1/1/2015	0.00	0.000%	0.00	0.00	0.00	759.98	759.98	0.00
2/1/2015	0.00	0.000%	0.00	0.00	0.00	759.98	759.98	0.00
3/1/2015	0.00	0.000%	0.00	0.00	0.00	759.98	759.98	0.00
4/1/2015	0.00	0.000%	0.00	0.00	0.00	759.98	759.98	0.00
5/1/2015	0.00	0.000%	0.00	0.00	0.00	759.98	759.98	0.00
6/1/2015	0.00	0.000%	0.00	0.00	0.00	759.98	759.98	0.00
TOTAL	790,000.00		379,337.50	1,169,337.50	14,600.00	-211,244.65	972,692.85	

POWER OF ATTORNEY AND AFFIDAVIT

The Affiant, James R. Lakin, being duly sworn, states that:

- 1. Affiant is Chairman of Sanitation District No. 2 of Boyd County;
- 2. Affiant has read the Application;
- 3. The contents of the Application that relate to Sanitation District No. 2 of Boyd County are accurate and correct;
- 4. Affiant, on behalf of Sanitation District No. 2 of Boyd County hereby appoints the Kentucky Infrastructure Authority to be its Attorney in Fact to apply to and obtain from the Public Service Commission of Kentucky for all authorizations necessary for Sanitation District No. 2 of Boyd County to enter into a supplemental or amended loan agreement with the Kentucky Infrastructure Authority to implement revisions to the existing loan agreements that are the subject of this Application.

James R. Lakin

COMMONWEALTH OF KENTUCKY)
COUNTY OF Boyd) ss

SUBSCRIBED, SWORN TO AND ACKNOWLEDGED before me by James R. Lakin, Chairman of Sanitation District No. 2 of Boyd County, on this 26th day of July, 2004.

Stephanie J. Burke
Notary Public

My Commission expires: 10-01-06

Kentucky Infrastructure Authority

MONTHLY PAYMENT SCHEDULE

Boyd County Sanitation District 2

C89-07

Loan Amount 630,000.00

Payment Date	Principal	Coupon	Interest	Debt Service	Service Fee	Sinking Fund	Net Total Payment	Principal Balance Remaining
9/1/2004	8,000.00	2.250%	2,465.22	10,465.22	126.00	0.00	10,591.22	622,000.00
10/1/2004	8,000.00	2.250%	2,465.22	10,465.22	126.00	0.00	10,591.22	614,000.00
11/1/2004	8,000.00	2.250%	2,465.22	10,465.22	126.00	0.00	10,591.22	606,000.00
12/1/2004	8,000.00	2.250%	2,465.22	10,465.22	126.00	0.00	10,591.22	598,000.00
1/1/2005	8,000.00	2.250%	2,465.22	10,465.22	126.00	0.00	10,591.22	590,000.00
2/1/2005	8,000.00	2.250%	2,465.22	10,465.22	126.00	0.00	10,591.22	582,000.00
3/1/2005	8,000.00	2.250%	2,465.22	10,465.22	126.00	0.00	10,591.22	574,000.00
4/1/2005	8,000.00	2.250%	2,465.22	10,465.22	126.00	0.00	10,591.22	566,000.00
5/1/2005	8,000.00	2.250%	2,465.22	10,465.22	126.00	0.00	10,591.22	558,000.00
6/1/2005	8,000.00	2.250%	2,465.22	10,465.22	126.00	0.00	10,591.22	550,000.00
7/1/2005	7,083.33	3.160%	1,893.00	8,976.33	91.67	0.00	9,068.00	542,916.67
8/1/2005	7,083.33	3.160%	1,893.00	8,976.33	91.67	0.00	9,068.00	535,833.33
9/1/2005	7,083.33	3.160%	1,893.00	8,976.33	91.67	0.00	9,068.00	528,750.00
10/1/2005	7,083.33	3.160%	1,893.00	8,976.33	91.67	0.00	9,068.00	521,666.67
11/1/2005	7,083.33	3.160%	1,893.00	8,976.33	91.67	0.00	9,068.00	514,583.33
12/1/2005	7,083.33	3.160%	1,893.00	8,976.33	91.67	0.00	9,068.00	507,500.00
1/1/2006	7,083.33	3.160%	1,893.00	8,976.33	91.67	0.00	9,068.00	500,416.67
2/1/2006	7,083.33	3.160%	1,893.00	8,976.33	91.67	0.00	9,068.00	493,333.33
3/1/2006	7,083.33	3.160%	1,893.00	8,976.33	91.67	0.00	9,068.00	486,250.00
4/1/2006	7,083.33	3.160%	1,893.00	8,976.33	91.67	0.00	9,068.00	479,166.67
5/1/2006	7,083.33	3.160%	1,893.00	8,976.33	91.67	0.00	9,068.00	472,083.33
6/1/2006	7,083.33	3.160%	1,893.00	8,976.33	91.67	0.00	9,068.00	465,000.00
7/1/2006	7,083.33	3.590%	1,669.17	8,752.50	77.50	0.00	8,830.00	457,916.67
8/1/2006	7,083.33	3.590%	1,669.17	8,752.50	77.50	0.00	8,830.00	450,833.33
9/1/2006	7,083.33	3.590%	1,669.17	8,752.50	77.50	0.00	8,830.00	443,750.00
10/1/2006	7,083.33	3.590%	1,669.17	8,752.50	77.50	0.00	8,830.00	436,666.67
11/1/2006	7,083.33	3.590%	1,669.17	8,752.50	77.50	0.00	8,830.00	429,583.33
12/1/2006	7,083.33	3.590%	1,669.17	8,752.50	77.50	0.00	8,830.00	422,500.00
1/1/2007	7,083.33	3.590%	1,669.17	8,752.50	77.50	0.00	8,830.00	415,416.67
2/1/2007	7,083.33	3.590%	1,669.17	8,752.50	77.50	0.00	8,830.00	408,333.33
3/1/2007	7,083.33	3.590%	1,669.17	8,752.50	77.50	0.00	8,830.00	401,250.00
4/1/2007	7,083.33	3.590%	1,669.17	8,752.50	77.50	0.00	8,830.00	394,166.67
5/1/2007	7,083.33	3.590%	1,669.17	8,752.50	77.50	0.00	8,830.00	387,083.33
6/1/2007	7,083.33	3.590%	1,669.17	8,752.50	77.50	0.00	8,830.00	380,000.00
7/1/2007	7,500.00	4.040%	1,414.88	8,914.88	63.33	0.00	8,978.21	372,500.00
8/1/2007	7,500.00	4.040%	1,414.88	8,914.88	63.33	0.00	8,978.21	365,000.00
9/1/2007	7,500.00	4.040%	1,414.88	8,914.88	63.33	0.00	8,978.21	357,500.00
10/1/2007	7,500.00	4.040%	1,414.88	8,914.88	63.33	0.00	8,978.21	350,000.00
11/1/2007	7,500.00	4.040%	1,414.88	8,914.88	63.33	0.00	8,978.21	342,500.00
12/1/2007	7,500.00	4.040%	1,414.88	8,914.88	63.33	0.00	8,978.21	335,000.00
1/1/2008	7,500.00	4.040%	1,414.88	8,914.88	63.33	0.00	8,978.21	327,500.00
2/1/2008	7,500.00	4.040%	1,414.88	8,914.88	63.33	0.00	8,978.21	320,000.00
3/1/2008	7,500.00	4.040%	1,414.88	8,914.88	63.33	0.00	8,978.21	312,500.00
4/1/2008	7,500.00	4.040%	1,414.88	8,914.88	63.33	0.00	8,978.21	305,000.00
5/1/2008	7,500.00	4.040%	1,414.88	8,914.88	63.33	0.00	8,978.21	297,500.00
6/1/2008	7,500.00	4.040%	1,414.88	8,914.88	63.33	0.00	8,978.21	290,000.00
7/1/2008	7,916.67	4.340%	1,111.88	9,028.54	48.33	0.00	9,076.88	282,083.33
8/1/2008	7,916.67	4.340%	1,111.88	9,028.54	48.33	0.00	9,076.88	274,166.67
9/1/2008	7,916.67	4.340%	1,111.88	9,028.54	48.33	0.00	9,076.88	266,250.00
10/1/2008	7,916.67	4.340%	1,111.88	9,028.54	48.33	0.00	9,076.88	258,333.33
11/1/2008	7,916.67	4.340%	1,111.88	9,028.54	48.33	0.00	9,076.88	250,416.67
12/1/2008	7,916.67	4.340%	1,111.88	9,028.54	48.33	0.00	9,076.88	242,500.00
1/1/2009	7,916.67	4.340%	1,111.88	9,028.54	48.33	0.00	9,076.88	234,583.33

Kentucky Infrastructure Authority

MONTHLY PAYMENT SCHEDULE

Boyd County Sanitation District 2

C89-07

Loan Amount

630,000.00

Payment Date	Principal	Coupon	Interest	Debt Service	Service Fee	Sinking Fund	Net Total Payment	Principal Balance Remaining
2/1/2009	7,916.67	4.340%	1,111.88	9,028.54	48.33	0.00	9,076.88	226,666.67
3/1/2009	7,916.67	4.340%	1,111.88	9,028.54	48.33	0.00	9,076.88	218,750.00
4/1/2009	7,916.67	4.340%	1,111.88	9,028.54	48.33	0.00	9,076.88	210,833.33
5/1/2009	7,916.67	4.340%	1,111.88	9,028.54	48.33	0.00	9,076.88	202,916.67
6/1/2009	7,916.67	4.340%	1,111.88	9,028.54	48.33	0.00	9,076.88	195,000.00
7/1/2009	7,916.67	4.610%	768.29	8,684.96	32.50	0.00	8,717.46	187,083.33
8/1/2009	7,916.67	4.610%	768.29	8,684.96	32.50	0.00	8,717.46	179,166.67
9/1/2009	7,916.67	4.610%	768.29	8,684.96	32.50	0.00	8,717.46	171,250.00
10/1/2009	7,916.67	4.610%	768.29	8,684.96	32.50	0.00	8,717.46	163,333.33
11/1/2009	7,916.67	4.610%	768.29	8,684.96	32.50	0.00	8,717.46	155,416.67
12/1/2009	7,916.67	4.610%	768.29	8,684.96	32.50	0.00	8,717.46	147,500.00
1/1/2010	7,916.67	4.610%	768.29	8,684.96	32.50	0.00	8,717.46	139,583.33
2/1/2010	7,916.67	4.610%	768.29	8,684.96	32.50	0.00	8,717.46	131,666.67
3/1/2010	7,916.67	4.610%	768.29	8,684.96	32.50	0.00	8,717.46	123,750.00
4/1/2010	7,916.67	4.610%	768.29	8,684.96	32.50	0.00	8,717.46	115,833.33
5/1/2010	7,916.67	4.610%	768.29	8,684.96	32.50	0.00	8,717.46	107,916.67
6/1/2010	7,916.67	4.610%	768.29	8,684.96	32.50	0.00	8,717.46	100,000.00
7/1/2010	8,333.33	4.840%	403.33	8,736.67	16.67	-1,781.53	6,971.80	91,666.67
8/1/2010	8,333.33	4.840%	403.33	8,736.67	16.67	-1,781.53	6,971.80	83,333.33
9/1/2010	8,333.33	4.840%	403.33	8,736.67	16.67	-1,781.53	6,971.80	75,000.00
10/1/2010	8,333.33	4.840%	403.33	8,736.67	16.67	-1,781.53	6,971.80	66,666.67
11/1/2010	8,333.33	4.840%	403.33	8,736.67	16.67	-1,781.53	6,971.80	58,333.33
12/1/2010	8,333.33	4.840%	403.33	8,736.67	16.67	-1,781.53	6,971.80	50,000.00
1/1/2011	8,333.33	4.840%	403.33	8,736.67	16.67	-1,781.53	6,971.80	41,666.67
2/1/2011	8,333.33	4.840%	403.33	8,736.67	16.67	-1,781.53	6,971.80	33,333.33
3/1/2011	8,333.33	4.840%	403.33	8,736.67	16.67	-1,781.53	6,971.80	25,000.00
4/1/2011	8,333.33	4.840%	403.33	8,736.67	16.67	-1,781.53	6,971.80	16,666.67
5/1/2011	8,333.33	4.840%	403.33	8,736.67	16.67	-1,781.53	6,971.80	8,333.33
6/1/2011	8,333.33	4.840%	403.33	8,736.67	16.67	-1,781.53	6,971.80	0.00
TOTAL	630,000.00		111,778.70	741,778.70	5,220.00	-21,378.35	725,620.35	

POWER OF ATTORNEY AND AFFIDAVIT

The Affiant, CHARLES E TARVIN, being duly sworn, states that:

- 1. Affiant is CHAIRMAN of BRACKEN COUNTY WATER DISTRICT DIV I & II;
2. Affiant has read the Application;
3. The contents of the Application that relate to BRACKEN COUNTY WATER DISTRICT DIV I & II are accurate and correct;
4. Affiant, on behalf of BRACKEN COUNTY WATER DISTRICT DIV I & II hereby appoints the Kentucky Infrastructure Authority to be its Attorney in Fact to apply to and obtain from the Public Service Commission of Kentucky for all authorizations necessary for BRACKEN COUNTY WATER DISTRICT DIV I & II to enter into a supplemental or amended loan agreement with the Kentucky Infrastructure Authority to implement revisions to the existing loan agreements that are the subject of this Application.

[Handwritten signature of Charles E. Tarvin]
CHARLES E TARVIN, CHAIRMAN

COMMONWEALTH OF KENTUCKY)
COUNTY OF Bracken) ss

SUBSCRIBED, SWORN TO AND ACKNOWLEDGED before me by CHARLES E TARVIN, CHAIRMAN of BRACKEN COUNTY WATER DISTRICT, on this 28 day of July, 2004.

KENTUCKY INFRASTRUCTURE AUTHORITY

[Handwritten signature of Diana Moran]
Notary Public

My Commission expires: 4/3/06

2004 JUL 29 P 1:58

RECEIVED

Kentucky Infrastructure Authority

MONTHLY PAYMENT SCHEDULE

Bracken County Water District

Loan Amount

200,000.00

C89-18

Payment Date	Principal	Coupon	Interest	Debt Service	Service Fee	Sinking Fund	Net Total Payment	Principal Balance Remaining
9/1/2004	0.00	0.000%	905.00	905.00	40.00	2,698.33	3,643.33	200,000.00
10/1/2004	0.00	0.000%	905.00	905.00	40.00	2,698.33	3,643.33	200,000.00
11/1/2004	0.00	0.000%	905.00	905.00	40.00	2,698.33	3,643.33	200,000.00
12/1/2004	0.00	0.000%	905.00	905.00	40.00	2,698.33	3,643.33	200,000.00
1/1/2005	0.00	0.000%	905.00	905.00	40.00	2,698.33	3,643.33	200,000.00
2/1/2005	0.00	0.000%	905.00	905.00	40.00	2,698.33	3,643.33	200,000.00
3/1/2005	0.00	0.000%	905.00	905.00	40.00	2,698.33	3,643.33	200,000.00
4/1/2005	0.00	0.000%	905.00	905.00	40.00	2,698.33	3,643.33	200,000.00
5/1/2005	0.00	0.000%	905.00	905.00	40.00	2,698.33	3,643.33	200,000.00
6/1/2005	0.00	0.000%	905.00	905.00	40.00	2,698.33	3,643.33	200,000.00
7/1/2005	0.00	0.000%	750.00	750.00	33.33	2,264.06	3,047.40	200,000.00
8/1/2005	0.00	0.000%	750.00	750.00	33.33	2,264.06	3,047.40	200,000.00
9/1/2005	0.00	0.000%	750.00	750.00	33.33	2,264.06	3,047.40	200,000.00
10/1/2005	0.00	0.000%	750.00	750.00	33.33	2,264.06	3,047.40	200,000.00
11/1/2005	0.00	0.000%	750.00	750.00	33.33	2,264.06	3,047.40	200,000.00
12/1/2005	0.00	0.000%	750.00	750.00	33.33	2,264.06	3,047.40	200,000.00
1/1/2006	0.00	0.000%	750.00	750.00	33.33	2,264.06	3,047.40	200,000.00
2/1/2006	0.00	0.000%	750.00	750.00	33.33	2,264.06	3,047.40	200,000.00
3/1/2006	0.00	0.000%	750.00	750.00	33.33	2,264.06	3,047.40	200,000.00
4/1/2006	0.00	0.000%	750.00	750.00	33.33	2,264.06	3,047.40	200,000.00
5/1/2006	0.00	0.000%	750.00	750.00	33.33	2,264.06	3,047.40	200,000.00
6/1/2006	0.00	0.000%	750.00	750.00	33.33	2,264.06	3,047.40	200,000.00
7/1/2006	0.00	0.000%	750.00	750.00	33.33	2,259.42	3,042.75	200,000.00
8/1/2006	0.00	0.000%	750.00	750.00	33.33	2,259.42	3,042.75	200,000.00
9/1/2006	0.00	0.000%	750.00	750.00	33.33	2,259.42	3,042.75	200,000.00
10/1/2006	0.00	0.000%	750.00	750.00	33.33	2,259.42	3,042.75	200,000.00
11/1/2006	0.00	0.000%	750.00	750.00	33.33	2,259.42	3,042.75	200,000.00
12/1/2006	0.00	0.000%	750.00	750.00	33.33	2,259.42	3,042.75	200,000.00
1/1/2007	0.00	0.000%	750.00	750.00	33.33	2,259.42	3,042.75	200,000.00
2/1/2007	0.00	0.000%	750.00	750.00	33.33	2,259.42	3,042.75	200,000.00
3/1/2007	0.00	0.000%	750.00	750.00	33.33	2,259.42	3,042.75	200,000.00
4/1/2007	0.00	0.000%	750.00	750.00	33.33	2,259.42	3,042.75	200,000.00
5/1/2007	0.00	0.000%	750.00	750.00	33.33	2,259.42	3,042.75	200,000.00
6/1/2007	0.00	0.000%	750.00	750.00	33.33	2,259.42	3,042.75	200,000.00
7/1/2007	0.00	0.000%	750.00	750.00	33.33	2,258.57	3,041.90	200,000.00
8/1/2007	0.00	0.000%	750.00	750.00	33.33	2,258.57	3,041.90	200,000.00
9/1/2007	0.00	0.000%	750.00	750.00	33.33	2,258.57	3,041.90	200,000.00
10/1/2007	0.00	0.000%	750.00	750.00	33.33	2,258.57	3,041.90	200,000.00
11/1/2007	0.00	0.000%	750.00	750.00	33.33	2,258.57	3,041.90	200,000.00
12/1/2007	0.00	0.000%	750.00	750.00	33.33	2,258.57	3,041.90	200,000.00
1/1/2008	0.00	0.000%	750.00	750.00	33.33	2,258.57	3,041.90	200,000.00
2/1/2008	0.00	0.000%	750.00	750.00	33.33	2,258.57	3,041.90	200,000.00
3/1/2008	0.00	0.000%	750.00	750.00	33.33	2,258.57	3,041.90	200,000.00
4/1/2008	0.00	0.000%	750.00	750.00	33.33	2,258.57	3,041.90	200,000.00
5/1/2008	0.00	0.000%	750.00	750.00	33.33	2,258.57	3,041.90	200,000.00
6/1/2008	0.00	0.000%	750.00	750.00	33.33	2,258.57	3,041.90	200,000.00
7/1/2008	4,166.67	3.000%	750.00	4,916.67	33.33	-1,838.82	3,111.18	195,833.33
8/1/2008	4,166.67	3.000%	750.00	4,916.67	33.33	-1,838.82	3,111.18	191,666.67
9/1/2008	4,166.67	3.000%	750.00	4,916.67	33.33	-1,838.82	3,111.18	187,500.00
10/1/2008	4,166.67	3.000%	750.00	4,916.67	33.33	-1,838.82	3,111.18	183,333.33
11/1/2008	4,166.67	3.000%	750.00	4,916.67	33.33	-1,838.82	3,111.18	179,166.67
12/1/2008	4,166.67	3.000%	750.00	4,916.67	33.33	-1,838.82	3,111.18	175,000.00
1/1/2009	4,166.67	3.000%	750.00	4,916.67	33.33	-1,838.82	3,111.18	170,833.33

Kentucky Infrastructure Authority

MONTHLY PAYMENT SCHEDULE

Bracken County Water District

Loan Amount

200,000.00

C89-18

Payment Date	Principal	Coupon	Interest	Debt Service	Service Fee	Sinking Fund	Net Total Payment	Principal Balance Remaining
2/1/2009	4,166.67	3.000%	750.00	4,916.67	33.33	-1,838.82	3,111.18	166,666.67
3/1/2009	4,166.67	3.000%	750.00	4,916.67	33.33	-1,838.82	3,111.18	162,500.00
4/1/2009	4,166.67	3.000%	750.00	4,916.67	33.33	-1,838.82	3,111.18	158,333.33
5/1/2009	4,166.67	3.000%	750.00	4,916.67	33.33	-1,838.82	3,111.18	154,166.67
6/1/2009	4,166.67	3.000%	750.00	4,916.67	33.33	-1,838.82	3,111.18	150,000.00
7/1/2009	0.00	0.000%	625.00	625.00	25.00	2,208.54	2,858.54	150,000.00
8/1/2009	0.00	0.000%	625.00	625.00	25.00	2,208.54	2,858.54	150,000.00
9/1/2009	0.00	0.000%	625.00	625.00	25.00	2,208.54	2,858.54	150,000.00
10/1/2009	0.00	0.000%	625.00	625.00	25.00	2,208.54	2,858.54	150,000.00
11/1/2009	0.00	0.000%	625.00	625.00	25.00	2,208.54	2,858.54	150,000.00
12/1/2009	0.00	0.000%	625.00	625.00	25.00	2,208.54	2,858.54	150,000.00
1/1/2010	0.00	0.000%	625.00	625.00	25.00	2,208.54	2,858.54	150,000.00
2/1/2010	0.00	0.000%	625.00	625.00	25.00	2,208.54	2,858.54	150,000.00
3/1/2010	0.00	0.000%	625.00	625.00	25.00	2,208.54	2,858.54	150,000.00
4/1/2010	0.00	0.000%	625.00	625.00	25.00	2,208.54	2,858.54	150,000.00
5/1/2010	0.00	0.000%	625.00	625.00	25.00	2,208.54	2,858.54	150,000.00
6/1/2010	0.00	0.000%	625.00	625.00	25.00	2,208.54	2,858.54	150,000.00
7/1/2010	0.00	0.000%	625.00	625.00	25.00	1,403.80	2,053.80	150,000.00
8/1/2010	0.00	0.000%	625.00	625.00	25.00	1,403.80	2,053.80	150,000.00
9/1/2010	0.00	0.000%	625.00	625.00	25.00	1,403.80	2,053.80	150,000.00
10/1/2010	0.00	0.000%	625.00	625.00	25.00	1,403.80	2,053.80	150,000.00
11/1/2010	0.00	0.000%	625.00	625.00	25.00	1,403.80	2,053.80	150,000.00
12/1/2010	0.00	0.000%	625.00	625.00	25.00	1,403.80	2,053.80	150,000.00
1/1/2011	0.00	0.000%	625.00	625.00	25.00	1,403.80	2,053.80	150,000.00
2/1/2011	0.00	0.000%	625.00	625.00	25.00	1,403.80	2,053.80	150,000.00
3/1/2011	0.00	0.000%	625.00	625.00	25.00	1,403.80	2,053.80	150,000.00
4/1/2011	0.00	0.000%	625.00	625.00	25.00	1,403.80	2,053.80	150,000.00
5/1/2011	0.00	0.000%	625.00	625.00	25.00	1,403.80	2,053.80	150,000.00
6/1/2011	0.00	0.000%	625.00	625.00	25.00	1,403.80	2,053.80	150,000.00
7/1/2011	12,500.00	5.000%	625.00	13,125.00	25.00	-11,082.43	2,067.57	137,500.00
8/1/2011	12,500.00	5.000%	625.00	13,125.00	25.00	-11,082.43	2,067.57	125,000.00
9/1/2011	12,500.00	5.000%	625.00	13,125.00	25.00	-11,082.43	2,067.57	112,500.00
10/1/2011	12,500.00	5.000%	625.00	13,125.00	25.00	-11,082.43	2,067.57	100,000.00
11/1/2011	12,500.00	5.000%	625.00	13,125.00	25.00	-11,082.43	2,067.57	87,500.00
12/1/2011	12,500.00	5.000%	625.00	13,125.00	25.00	-11,082.43	2,067.57	75,000.00
1/1/2012	12,500.00	5.000%	625.00	13,125.00	25.00	-11,082.43	2,067.57	62,500.00
2/1/2012	12,500.00	5.000%	625.00	13,125.00	25.00	-11,082.43	2,067.57	50,000.00
3/1/2012	12,500.00	5.000%	625.00	13,125.00	25.00	-11,082.43	2,067.57	37,500.00
4/1/2012	12,500.00	5.000%	625.00	13,125.00	25.00	-11,082.43	2,067.57	25,000.00
5/1/2012	12,500.00	5.000%	625.00	13,125.00	25.00	-11,082.43	2,067.57	12,500.00
6/1/2012	12,500.00	5.000%	625.00	13,125.00	25.00	-11,082.43	2,067.57	0.00
7/1/2012	0.00	0.000%	0.00	0.00	0.00	1,142.65	1,142.65	0.00
8/1/2012	0.00	0.000%	0.00	0.00	0.00	1,142.65	1,142.65	0.00
9/1/2012	0.00	0.000%	0.00	0.00	0.00	1,142.65	1,142.65	0.00
10/1/2012	0.00	0.000%	0.00	0.00	0.00	1,142.65	1,142.65	0.00
11/1/2012	0.00	0.000%	0.00	0.00	0.00	1,142.65	1,142.65	0.00
12/1/2012	0.00	0.000%	0.00	0.00	0.00	1,142.65	1,142.65	0.00
1/1/2013	0.00	0.000%	0.00	0.00	0.00	1,142.65	1,142.65	0.00
2/1/2013	0.00	0.000%	0.00	0.00	0.00	1,142.65	1,142.65	0.00
3/1/2013	0.00	0.000%	0.00	0.00	0.00	1,142.65	1,142.65	0.00
4/1/2013	0.00	0.000%	0.00	0.00	0.00	1,142.65	1,142.65	0.00
5/1/2013	0.00	0.000%	0.00	0.00	0.00	1,142.65	1,142.65	0.00
6/1/2013	0.00	0.000%	0.00	0.00	0.00	1,142.65	1,142.65	0.00

Kentucky Infrastructure Authority

MONTHLY PAYMENT SCHEDULE

Bracken County Water District

C89-18

Loan Amount

200,000.00

Payment Date	Principal	Coupon	Interest	Debt Service	Service Fee	Sinking Fund	Net Total Payment	Principal Balance Remaining
TOTAL	200,000.00		67,550.00	267,550.00	2,900.00	10,372.76	280,822.76	

POWER OF ATTORNEY AND
AFFIDAVIT

The Affiant, Bobby Burgess, being duly sworn, states that:

1. Affiant is Chairman of Bullock Pen Water District;
2. Affiant has read the Application;
3. The contents of the Application that relate to Bullock Pen Water District are accurate and correct;
4. Affiant, on behalf of Bullock Pen Water District hereby appoints the Kentucky Infrastructure Authority to be its Attorney in Fact to apply to and obtain from the Public Service Commission of Kentucky for all authorizations necessary for Bullock Pen Water District to enter into a supplemental or amended loan agreement with the Kentucky Infrastructure Authority to implement revisions to the existing loan agreements that are the subject of this Application.

Bullock Pen Water District

By: *Bobby Burgess*
Bobby Burgess, Chairman

COMMONWEALTH OF KENTUCKY)
) ss
COUNTY OF Grant)

SUBSCRIBED, SWORN TO AND ACKNOWLEDGED before me by Bullock Pen Water
by and through, Bobby Burgess, its chairman of _____
_____, on this 28th day of July, 2004.

Paula d. Messie
Notary Public

My Commission expires: 9-15-2007

KENTUCKY INFRASTRUCTURE
AUTHORITY

2004 JUL 30 A 8:49

RECEIVED

Kentucky Infrastructure Authority

MONTHLY PAYMENT SCHEDULE

Bullock-Pen Water District

Loan Amount

165,000.00

C89-05

Payment Date	Principal	Coupon	Interest	Debt Service	Service Fee	Sinking Fund	Net Total Payment	Principal Balance Remaining
9/1/2004	2,000.00	2.250%	647.28	2,647.28	33.00	0.00	2,680.28	163,000.00
10/1/2004	2,000.00	2.250%	647.28	2,647.28	33.00	0.00	2,680.28	161,000.00
11/1/2004	2,000.00	2.250%	647.28	2,647.28	33.00	0.00	2,680.28	159,000.00
12/1/2004	2,000.00	2.250%	647.28	2,647.28	33.00	0.00	2,680.28	157,000.00
1/1/2005	2,000.00	2.250%	647.28	2,647.28	33.00	0.00	2,680.28	155,000.00
2/1/2005	2,000.00	2.250%	647.28	2,647.28	33.00	0.00	2,680.28	153,000.00
3/1/2005	2,000.00	2.250%	647.28	2,647.28	33.00	0.00	2,680.28	151,000.00
4/1/2005	2,000.00	2.250%	647.28	2,647.28	33.00	0.00	2,680.28	149,000.00
5/1/2005	2,000.00	2.250%	647.28	2,647.28	33.00	0.00	2,680.28	147,000.00
6/1/2005	2,000.00	2.250%	647.28	2,647.28	33.00	0.00	2,680.28	145,000.00
7/1/2005	1,666.67	3.160%	498.92	2,165.58	24.17	0.00	2,189.75	143,333.33
8/1/2005	1,666.67	3.160%	498.92	2,165.58	24.17	0.00	2,189.75	141,666.67
9/1/2005	1,666.67	3.160%	498.92	2,165.58	24.17	0.00	2,189.75	140,000.00
10/1/2005	1,666.67	3.160%	498.92	2,165.58	24.17	0.00	2,189.75	138,333.33
11/1/2005	1,666.67	3.160%	498.92	2,165.58	24.17	0.00	2,189.75	136,666.67
12/1/2005	1,666.67	3.160%	498.92	2,165.58	24.17	0.00	2,189.75	135,000.00
1/1/2006	1,666.67	3.160%	498.92	2,165.58	24.17	0.00	2,189.75	133,333.33
2/1/2006	1,666.67	3.160%	498.92	2,165.58	24.17	0.00	2,189.75	131,666.67
3/1/2006	1,666.67	3.160%	498.92	2,165.58	24.17	0.00	2,189.75	130,000.00
4/1/2006	1,666.67	3.160%	498.92	2,165.58	24.17	0.00	2,189.75	128,333.33
5/1/2006	1,666.67	3.160%	498.92	2,165.58	24.17	0.00	2,189.75	126,666.67
6/1/2006	1,666.67	3.160%	498.92	2,165.58	24.17	0.00	2,189.75	125,000.00
7/1/2006	2,083.33	3.590%	446.25	2,529.58	20.83	0.00	2,550.42	122,916.67
8/1/2006	2,083.33	3.590%	446.25	2,529.58	20.83	0.00	2,550.42	120,833.33
9/1/2006	2,083.33	3.590%	446.25	2,529.58	20.83	0.00	2,550.42	118,750.00
10/1/2006	2,083.33	3.590%	446.25	2,529.58	20.83	0.00	2,550.42	116,666.67
11/1/2006	2,083.33	3.590%	446.25	2,529.58	20.83	0.00	2,550.42	114,583.33
12/1/2006	2,083.33	3.590%	446.25	2,529.58	20.83	0.00	2,550.42	112,500.00
1/1/2007	2,083.33	3.590%	446.25	2,529.58	20.83	0.00	2,550.42	110,416.67
2/1/2007	2,083.33	3.590%	446.25	2,529.58	20.83	0.00	2,550.42	108,333.33
3/1/2007	2,083.33	3.590%	446.25	2,529.58	20.83	0.00	2,550.42	106,250.00
4/1/2007	2,083.33	3.590%	446.25	2,529.58	20.83	0.00	2,550.42	104,166.67
5/1/2007	2,083.33	3.590%	446.25	2,529.58	20.83	0.00	2,550.42	102,083.33
6/1/2007	2,083.33	3.590%	446.25	2,529.58	20.83	0.00	2,550.42	100,000.00
7/1/2007	2,083.33	4.040%	371.46	2,454.79	16.67	0.00	2,471.46	97,916.67
8/1/2007	2,083.33	4.040%	371.46	2,454.79	16.67	0.00	2,471.46	95,833.33
9/1/2007	2,083.33	4.040%	371.46	2,454.79	16.67	0.00	2,471.46	93,750.00
10/1/2007	2,083.33	4.040%	371.46	2,454.79	16.67	0.00	2,471.46	91,666.67
11/1/2007	2,083.33	4.040%	371.46	2,454.79	16.67	0.00	2,471.46	89,583.33
12/1/2007	2,083.33	4.040%	371.46	2,454.79	16.67	0.00	2,471.46	87,500.00
1/1/2008	2,083.33	4.040%	371.46	2,454.79	16.67	0.00	2,471.46	85,416.67
2/1/2008	2,083.33	4.040%	371.46	2,454.79	16.67	0.00	2,471.46	83,333.33
3/1/2008	2,083.33	4.040%	371.46	2,454.79	16.67	0.00	2,471.46	81,250.00
4/1/2008	2,083.33	4.040%	371.46	2,454.79	16.67	0.00	2,471.46	79,166.67
5/1/2008	2,083.33	4.040%	371.46	2,454.79	16.67	0.00	2,471.46	77,083.33
6/1/2008	2,083.33	4.040%	371.46	2,454.79	16.67	0.00	2,471.46	75,000.00
7/1/2008	2,083.33	4.340%	287.29	2,370.63	12.50	0.00	2,383.13	72,916.67
8/1/2008	2,083.33	4.340%	287.29	2,370.63	12.50	0.00	2,383.13	70,833.33
9/1/2008	2,083.33	4.340%	287.29	2,370.63	12.50	0.00	2,383.13	68,750.00
10/1/2008	2,083.33	4.340%	287.29	2,370.63	12.50	0.00	2,383.13	66,666.67
11/1/2008	2,083.33	4.340%	287.29	2,370.63	12.50	0.00	2,383.13	64,583.33
12/1/2008	2,083.33	4.340%	287.29	2,370.63	12.50	0.00	2,383.13	62,500.00
1/1/2009	2,083.33	4.340%	287.29	2,370.63	12.50	0.00	2,383.13	60,416.67

Kentucky Infrastructure Authority

MONTHLY PAYMENT SCHEDULE

Bullock-Pen Water District

Loan Amount

165,000.00

C89-05

Payment Date	Principal	Coupon	Interest	Debt Service	Service Fee	Sinking Fund	Net Total Payment	Principal Balance Remaining
2/1/2009	2,083.33	4.340%	287.29	2,370.63	12.50	0.00	2,383.13	58,333.33
3/1/2009	2,083.33	4.340%	287.29	2,370.63	12.50	0.00	2,383.13	56,250.00
4/1/2009	2,083.33	4.340%	287.29	2,370.63	12.50	0.00	2,383.13	54,166.67
5/1/2009	2,083.33	4.340%	287.29	2,370.63	12.50	0.00	2,383.13	52,083.33
6/1/2009	2,083.33	4.340%	287.29	2,370.63	12.50	0.00	2,383.13	50,000.00
7/1/2009	2,083.33	4.610%	196.88	2,280.21	8.33	0.00	2,288.54	47,916.67
8/1/2009	2,083.33	4.610%	196.88	2,280.21	8.33	0.00	2,288.54	45,833.33
9/1/2009	2,083.33	4.610%	196.88	2,280.21	8.33	0.00	2,288.54	43,750.00
10/1/2009	2,083.33	4.610%	196.88	2,280.21	8.33	0.00	2,288.54	41,666.67
11/1/2009	2,083.33	4.610%	196.88	2,280.21	8.33	0.00	2,288.54	39,583.33
12/1/2009	2,083.33	4.610%	196.88	2,280.21	8.33	0.00	2,288.54	37,500.00
1/1/2010	2,083.33	4.610%	196.88	2,280.21	8.33	0.00	2,288.54	35,416.67
2/1/2010	2,083.33	4.610%	196.88	2,280.21	8.33	0.00	2,288.54	33,333.33
3/1/2010	2,083.33	4.610%	196.88	2,280.21	8.33	0.00	2,288.54	31,250.00
4/1/2010	2,083.33	4.610%	196.88	2,280.21	8.33	0.00	2,288.54	29,166.67
5/1/2010	2,083.33	4.610%	196.88	2,280.21	8.33	0.00	2,288.54	27,083.33
6/1/2010	2,083.33	4.610%	196.88	2,280.21	8.33	0.00	2,288.54	25,000.00
7/1/2010	2,083.33	4.840%	100.83	2,184.17	4.17	-616.92	1,571.42	22,916.67
8/1/2010	2,083.33	4.840%	100.83	2,184.17	4.17	-616.92	1,571.42	20,833.33
9/1/2010	2,083.33	4.840%	100.83	2,184.17	4.17	-616.92	1,571.42	18,750.00
10/1/2010	2,083.33	4.840%	100.83	2,184.17	4.17	-616.92	1,571.42	16,666.67
11/1/2010	2,083.33	4.840%	100.83	2,184.17	4.17	-616.92	1,571.42	14,583.33
12/1/2010	2,083.33	4.840%	100.83	2,184.17	4.17	-616.92	1,571.42	12,500.00
1/1/2011	2,083.33	4.840%	100.83	2,184.17	4.17	-616.92	1,571.42	10,416.67
2/1/2011	2,083.33	4.840%	100.83	2,184.17	4.17	-616.92	1,571.42	8,333.33
3/1/2011	2,083.33	4.840%	100.83	2,184.17	4.17	-616.92	1,571.42	6,250.00
4/1/2011	2,083.33	4.840%	100.83	2,184.17	4.17	-616.92	1,571.42	4,166.67
5/1/2011	2,083.33	4.840%	100.83	2,184.17	4.17	-616.92	1,571.42	2,083.33
6/1/2011	2,083.33	4.840%	100.83	2,184.17	4.17	-616.92	1,571.42	0.00
TOTAL	165,000.00		29,292.26	194,292.26	1,370.00	-7,403.00	188,259.26	

Kentucky Infrastructure Authority

MONTHLY PAYMENT SCHEDULE

Bullock-Pen Water District

Loan Amount 275,000.00

C91-13

Payment Date	Principal	Coupon	Interest	Debt Service	Service Fee	Sinking Fund	Net Total Payment	Principal Balance Remaining
9/1/2004	2,500.00	2.250%	1,158.10	3,658.10	55.00	0.00	3,713.10	272,500.00
10/1/2004	2,500.00	2.250%	1,158.10	3,658.10	55.00	0.00	3,713.10	270,000.00
11/1/2004	2,500.00	2.250%	1,158.10	3,658.10	55.00	0.00	3,713.10	267,500.00
12/1/2004	2,500.00	2.250%	1,158.10	3,658.10	55.00	0.00	3,713.10	265,000.00
1/1/2005	2,500.00	2.250%	1,158.10	3,658.10	55.00	0.00	3,713.10	262,500.00
2/1/2005	2,500.00	2.250%	1,158.10	3,658.10	55.00	0.00	3,713.10	260,000.00
3/1/2005	2,500.00	2.250%	1,158.10	3,658.10	55.00	0.00	3,713.10	257,500.00
4/1/2005	2,500.00	2.250%	1,158.10	3,658.10	55.00	0.00	3,713.10	255,000.00
5/1/2005	2,500.00	2.250%	1,158.10	3,658.10	55.00	0.00	3,713.10	252,500.00
6/1/2005	2,500.00	2.250%	1,158.10	3,658.10	55.00	0.00	3,713.10	250,000.00
7/1/2005	2,500.00	3.160%	912.88	3,412.88	41.67	0.00	3,454.54	247,500.00
8/1/2005	2,500.00	3.160%	912.88	3,412.88	41.67	0.00	3,454.54	245,000.00
9/1/2005	2,500.00	3.160%	912.88	3,412.88	41.67	0.00	3,454.54	242,500.00
10/1/2005	2,500.00	3.160%	912.88	3,412.88	41.67	0.00	3,454.54	240,000.00
11/1/2005	2,500.00	3.160%	912.88	3,412.88	41.67	0.00	3,454.54	237,500.00
12/1/2005	2,500.00	3.160%	912.88	3,412.88	41.67	0.00	3,454.54	235,000.00
1/1/2006	2,500.00	3.160%	912.88	3,412.88	41.67	0.00	3,454.54	232,500.00
2/1/2006	2,500.00	3.160%	912.88	3,412.88	41.67	0.00	3,454.54	230,000.00
3/1/2006	2,500.00	3.160%	912.88	3,412.88	41.67	0.00	3,454.54	227,500.00
4/1/2006	2,500.00	3.160%	912.88	3,412.88	41.67	0.00	3,454.54	225,000.00
5/1/2006	2,500.00	3.160%	912.88	3,412.88	41.67	0.00	3,454.54	222,500.00
6/1/2006	2,500.00	3.160%	912.88	3,412.88	41.67	0.00	3,454.54	220,000.00
7/1/2006	2,500.00	3.590%	833.88	3,333.88	36.67	0.00	3,370.54	217,500.00
8/1/2006	2,500.00	3.590%	833.88	3,333.88	36.67	0.00	3,370.54	215,000.00
9/1/2006	2,500.00	3.590%	833.88	3,333.88	36.67	0.00	3,370.54	212,500.00
10/1/2006	2,500.00	3.590%	833.88	3,333.88	36.67	0.00	3,370.54	210,000.00
11/1/2006	2,500.00	3.590%	833.88	3,333.88	36.67	0.00	3,370.54	207,500.00
12/1/2006	2,500.00	3.590%	833.88	3,333.88	36.67	0.00	3,370.54	205,000.00
1/1/2007	2,500.00	3.590%	833.88	3,333.88	36.67	0.00	3,370.54	202,500.00
2/1/2007	2,500.00	3.590%	833.88	3,333.88	36.67	0.00	3,370.54	200,000.00
3/1/2007	2,500.00	3.590%	833.88	3,333.88	36.67	0.00	3,370.54	197,500.00
4/1/2007	2,500.00	3.590%	833.88	3,333.88	36.67	0.00	3,370.54	195,000.00
5/1/2007	2,500.00	3.590%	833.88	3,333.88	36.67	0.00	3,370.54	192,500.00
6/1/2007	2,500.00	3.590%	833.88	3,333.88	36.67	0.00	3,370.54	190,000.00
7/1/2007	2,500.00	4.040%	744.13	3,244.13	31.67	0.00	3,275.79	187,500.00
8/1/2007	2,500.00	4.040%	744.13	3,244.13	31.67	0.00	3,275.79	185,000.00
9/1/2007	2,500.00	4.040%	744.13	3,244.13	31.67	0.00	3,275.79	182,500.00
10/1/2007	2,500.00	4.040%	744.13	3,244.13	31.67	0.00	3,275.79	180,000.00
11/1/2007	2,500.00	4.040%	744.13	3,244.13	31.67	0.00	3,275.79	177,500.00
12/1/2007	2,500.00	4.040%	744.13	3,244.13	31.67	0.00	3,275.79	175,000.00
1/1/2008	2,500.00	4.040%	744.13	3,244.13	31.67	0.00	3,275.79	172,500.00
2/1/2008	2,500.00	4.040%	744.13	3,244.13	31.67	0.00	3,275.79	170,000.00
3/1/2008	2,500.00	4.040%	744.13	3,244.13	31.67	0.00	3,275.79	167,500.00
4/1/2008	2,500.00	4.040%	744.13	3,244.13	31.67	0.00	3,275.79	165,000.00
5/1/2008	2,500.00	4.040%	744.13	3,244.13	31.67	0.00	3,275.79	162,500.00
6/1/2008	2,500.00	4.040%	744.13	3,244.13	31.67	0.00	3,275.79	160,000.00
7/1/2008	2,500.00	4.340%	643.13	3,143.13	26.67	0.00	3,169.79	157,500.00
8/1/2008	2,500.00	4.340%	643.13	3,143.13	26.67	0.00	3,169.79	155,000.00
9/1/2008	2,500.00	4.340%	643.13	3,143.13	26.67	0.00	3,169.79	152,500.00
10/1/2008	2,500.00	4.340%	643.13	3,143.13	26.67	0.00	3,169.79	150,000.00
11/1/2008	2,500.00	4.340%	643.13	3,143.13	26.67	0.00	3,169.79	147,500.00
12/1/2008	2,500.00	4.340%	643.13	3,143.13	26.67	0.00	3,169.79	145,000.00
1/1/2009	2,500.00	4.340%	643.13	3,143.13	26.67	0.00	3,169.79	142,500.00

Kentucky Infrastructure Authority

MONTHLY PAYMENT SCHEDULE

Bullock-Pen Water District

Loan Amount

275,000.00

C91-13

Payment Date	Principal	Coupon	Interest	Debt Service	Service Fee	Sinking Fund	Net Total Payment	Principal Balance Remaining
2/1/2009	2,500.00	4.340%	643.13	3,143.13	26.67	0.00	3,169.79	140,000.00
3/1/2009	2,500.00	4.340%	643.13	3,143.13	26.67	0.00	3,169.79	137,500.00
4/1/2009	2,500.00	4.340%	643.13	3,143.13	26.67	0.00	3,169.79	135,000.00
5/1/2009	2,500.00	4.340%	643.13	3,143.13	26.67	0.00	3,169.79	132,500.00
6/1/2009	2,500.00	4.340%	643.13	3,143.13	26.67	0.00	3,169.79	130,000.00
7/1/2009	2,500.00	4.610%	534.63	3,034.63	21.67	0.00	3,056.29	127,500.00
8/1/2009	2,500.00	4.610%	534.63	3,034.63	21.67	0.00	3,056.29	125,000.00
9/1/2009	2,500.00	4.610%	534.63	3,034.63	21.67	0.00	3,056.29	122,500.00
10/1/2009	2,500.00	4.610%	534.63	3,034.63	21.67	0.00	3,056.29	120,000.00
11/1/2009	2,500.00	4.610%	534.63	3,034.63	21.67	0.00	3,056.29	117,500.00
12/1/2009	2,500.00	4.610%	534.63	3,034.63	21.67	0.00	3,056.29	115,000.00
1/1/2010	2,500.00	4.610%	534.63	3,034.63	21.67	0.00	3,056.29	112,500.00
2/1/2010	2,500.00	4.610%	534.63	3,034.63	21.67	0.00	3,056.29	110,000.00
3/1/2010	2,500.00	4.610%	534.63	3,034.63	21.67	0.00	3,056.29	107,500.00
4/1/2010	2,500.00	4.610%	534.63	3,034.63	21.67	0.00	3,056.29	105,000.00
5/1/2010	2,500.00	4.610%	534.63	3,034.63	21.67	0.00	3,056.29	102,500.00
6/1/2010	2,500.00	4.610%	534.63	3,034.63	21.67	0.00	3,056.29	100,000.00
7/1/2010	2,500.00	4.840%	419.38	2,919.38	16.67	0.00	2,936.04	97,500.00
8/1/2010	2,500.00	4.840%	419.38	2,919.38	16.67	0.00	2,936.04	95,000.00
9/1/2010	2,500.00	4.840%	419.38	2,919.38	16.67	0.00	2,936.04	92,500.00
10/1/2010	2,500.00	4.840%	419.38	2,919.38	16.67	0.00	2,936.04	90,000.00
11/1/2010	2,500.00	4.840%	419.38	2,919.38	16.67	0.00	2,936.04	87,500.00
12/1/2010	2,500.00	4.840%	419.38	2,919.38	16.67	0.00	2,936.04	85,000.00
1/1/2011	2,500.00	4.840%	419.38	2,919.38	16.67	0.00	2,936.04	82,500.00
2/1/2011	2,500.00	4.840%	419.38	2,919.38	16.67	0.00	2,936.04	80,000.00
3/1/2011	2,500.00	4.840%	419.38	2,919.38	16.67	0.00	2,936.04	77,500.00
4/1/2011	2,500.00	4.840%	419.38	2,919.38	16.67	0.00	2,936.04	75,000.00
5/1/2011	2,500.00	4.840%	419.38	2,919.38	16.67	0.00	2,936.04	72,500.00
6/1/2011	2,500.00	4.840%	419.38	2,919.38	16.67	0.00	2,936.04	70,000.00
7/1/2011	2,916.67	5.040%	298.38	3,215.04	11.67	0.00	3,226.71	67,083.33
8/1/2011	2,916.67	5.040%	298.38	3,215.04	11.67	0.00	3,226.71	64,166.66
9/1/2011	2,916.67	5.040%	298.38	3,215.04	11.67	0.00	3,226.71	61,249.99
10/1/2011	2,916.67	5.040%	298.38	3,215.04	11.67	0.00	3,226.71	58,333.32
11/1/2011	2,916.67	5.040%	298.38	3,215.04	11.67	0.00	3,226.71	55,416.65
12/1/2011	2,916.67	5.040%	298.38	3,215.04	11.67	0.00	3,226.71	52,499.98
1/1/2012	2,916.67	5.040%	298.38	3,215.04	11.67	0.00	3,226.71	49,583.31
2/1/2012	2,916.67	5.040%	298.38	3,215.04	11.67	0.00	3,226.71	46,666.64
3/1/2012	2,916.67	5.040%	298.38	3,215.04	11.67	0.00	3,226.71	43,749.97
4/1/2012	2,916.67	5.040%	298.38	3,215.04	11.67	0.00	3,226.71	40,833.30
5/1/2012	2,916.67	5.040%	298.38	3,215.04	11.67	0.00	3,226.71	37,916.63
6/1/2012	2,916.63	5.040%	298.38	3,215.01	11.67	0.00	3,226.68	35,000.00
7/1/2012	2,916.67	5.190%	151.38	3,068.04	5.83	-1,745.25	1,328.63	32,083.33
8/1/2012	2,916.67	5.190%	151.38	3,068.04	5.83	-1,745.25	1,328.63	29,166.66
9/1/2012	2,916.67	5.190%	151.38	3,068.04	5.83	-1,745.25	1,328.63	26,249.99
10/1/2012	2,916.67	5.190%	151.38	3,068.04	5.83	-1,745.25	1,328.63	23,333.32
11/1/2012	2,916.67	5.190%	151.38	3,068.04	5.83	-1,745.25	1,328.63	20,416.65
12/1/2012	2,916.67	5.190%	151.38	3,068.04	5.83	-1,745.25	1,328.63	17,499.98
1/1/2013	2,916.67	5.190%	151.38	3,068.04	5.83	-1,745.25	1,328.63	14,583.31
2/1/2013	2,916.67	5.190%	151.38	3,068.04	5.83	-1,745.25	1,328.63	11,666.64
3/1/2013	2,916.67	5.190%	151.38	3,068.04	5.83	-1,745.25	1,328.63	8,749.97
4/1/2013	2,916.67	5.190%	151.38	3,068.04	5.83	-1,745.25	1,328.63	5,833.30
5/1/2013	2,916.67	5.190%	151.38	3,068.04	5.83	-1,745.25	1,328.63	2,916.63
6/1/2013	2,916.63	5.190%	151.38	3,068.01	5.83	-1,745.25	1,328.59	0.00

Kentucky Infrastructure Authority

MONTHLY PAYMENT SCHEDULE

Bullock-Pen Water District

C91-13

Loan Amount

275,000.00


Payment Date	Principal	Coupon	Interest	Debt Service	Service Fee	Sinking Fund	Net Total Payment	Principal Balance Remaining
TOTAL	275,000.00		66,034.48	341,034.26	2,860.24	-20,943.00	322,950.89	

POWER OF ATTORNEY AND AFFIDAVIT

The Affiant, Gary Fuller, being duly sworn, states that:


- 1. Affiant is Chairman of The Caldwell County Water District;
- 2. Affiant has read the Application;
- 3. The contents of the Application that relate to The Caldwell Co. Water District are accurate and correct;

4. Affiant, on behalf of The Caldwell County Water District hereby appoints the Kentucky Infrastructure Authority to be its Attorney in Fact to apply to and obtain from the Public Service Commission of Kentucky for all authorizations necessary for The Caldwell County Water District to enter into a supplemental or amended loan agreement with the Kentucky Infrastructure Authority to implement revisions to the existing loan agreements that are the subject of this Application.



COMMONWEALTH OF KENTUCKY)
COUNTY OF Caldwell) ss

SUBSCRIBED, SWORN TO AND ACKNOWLEDGED before me by Chairman,
Gary Fuller of Caldwell County
Water District, on this 25th day of August, 2004.


Notary Public

My Commission expires: June 16, 2008

Kentucky Infrastructure Authority

MONTHLY PAYMENT SCHEDULE

Caldwell County Water District

C88-01

Loan Amount

150,000.00

Payment Date	Principal	Coupon	Interest	Debt Service	Service Fee	Sinking Fund	Net Total Payment	Principal Balance Remaining
9/1/2004	1,000.00	3.000%	602.08	1,602.08	30.00	0.00	1,632.08	149,000.00
10/1/2004	1,000.00	3.000%	602.08	1,602.08	30.00	0.00	1,632.08	148,000.00
11/1/2004	1,000.00	3.000%	602.08	1,602.08	30.00	0.00	1,632.08	147,000.00
12/1/2004	1,000.00	3.000%	602.08	1,602.08	30.00	0.00	1,632.08	146,000.00
1/1/2005	1,000.00	3.000%	602.08	1,602.08	30.00	0.00	1,632.08	145,000.00
2/1/2005	1,000.00	3.000%	602.08	1,602.08	30.00	0.00	1,632.08	144,000.00
3/1/2005	1,000.00	3.000%	602.08	1,602.08	30.00	0.00	1,632.08	143,000.00
4/1/2005	1,000.00	3.000%	602.08	1,602.08	30.00	0.00	1,632.08	142,000.00
5/1/2005	1,000.00	3.000%	602.08	1,602.08	30.00	0.00	1,632.08	141,000.00
6/1/2005	1,000.00	3.000%	602.08	1,602.08	30.00	0.00	1,632.08	140,000.00
7/1/2005	833.33	2.250%	473.96	1,307.29	23.33	0.00	1,330.63	139,166.67
8/1/2005	833.33	2.250%	473.96	1,307.29	23.33	0.00	1,330.63	138,333.33
9/1/2005	833.33	2.250%	473.96	1,307.29	23.33	0.00	1,330.63	137,500.00
10/1/2005	833.33	2.250%	473.96	1,307.29	23.33	0.00	1,330.63	136,666.67
11/1/2005	833.33	2.250%	473.96	1,307.29	23.33	0.00	1,330.63	135,833.33
12/1/2005	833.33	2.250%	473.96	1,307.29	23.33	0.00	1,330.63	135,000.00
1/1/2006	833.33	2.250%	473.96	1,307.29	23.33	0.00	1,330.63	134,166.67
2/1/2006	833.33	2.250%	473.96	1,307.29	23.33	0.00	1,330.63	133,333.33
3/1/2006	833.33	2.250%	473.96	1,307.29	23.33	0.00	1,330.63	132,500.00
4/1/2006	833.33	2.250%	473.96	1,307.29	23.33	0.00	1,330.63	131,666.67
5/1/2006	833.33	2.250%	473.96	1,307.29	23.33	0.00	1,330.63	130,833.33
6/1/2006	833.33	2.250%	473.96	1,307.29	23.33	0.00	1,330.63	130,000.00
7/1/2006	416.67	2.500%	455.21	871.88	21.67	0.00	893.54	129,583.33
8/1/2006	416.67	2.500%	455.21	871.88	21.67	0.00	893.54	129,166.67
9/1/2006	416.67	2.500%	455.21	871.88	21.67	0.00	893.54	128,750.00
10/1/2006	416.67	2.500%	455.21	871.88	21.67	0.00	893.54	128,333.33
11/1/2006	416.67	2.500%	455.21	871.88	21.67	0.00	893.54	127,916.67
12/1/2006	416.67	2.500%	455.21	871.88	21.67	0.00	893.54	127,500.00
1/1/2007	416.67	2.500%	455.21	871.88	21.67	0.00	893.54	127,083.33
2/1/2007	416.67	2.500%	455.21	871.88	21.67	0.00	893.54	126,666.67
3/1/2007	416.67	2.500%	455.21	871.88	21.67	0.00	893.54	126,250.00
4/1/2007	416.67	2.500%	455.21	871.88	21.67	0.00	893.54	125,833.33
5/1/2007	416.67	2.500%	455.21	871.88	21.67	0.00	893.54	125,416.67
6/1/2007	416.67	2.500%	455.21	871.88	21.67	0.00	893.54	125,000.00
7/1/2007	416.67	3.000%	444.79	861.46	20.83	0.00	882.29	124,583.33
8/1/2007	416.67	3.000%	444.79	861.46	20.83	0.00	882.29	124,166.67
9/1/2007	416.67	3.000%	444.79	861.46	20.83	0.00	882.29	123,750.00
10/1/2007	416.67	3.000%	444.79	861.46	20.83	0.00	882.29	123,333.33
11/1/2007	416.67	3.000%	444.79	861.46	20.83	0.00	882.29	122,916.67
12/1/2007	416.67	3.000%	444.79	861.46	20.83	0.00	882.29	122,500.00
1/1/2008	416.67	3.000%	444.79	861.46	20.83	0.00	882.29	122,083.33
2/1/2008	416.67	3.000%	444.79	861.46	20.83	0.00	882.29	121,666.67
3/1/2008	416.67	3.000%	444.79	861.46	20.83	0.00	882.29	121,250.00
4/1/2008	416.67	3.000%	444.79	861.46	20.83	0.00	882.29	120,833.33
5/1/2008	416.67	3.000%	444.79	861.46	20.83	0.00	882.29	120,416.67
6/1/2008	416.67	3.000%	444.79	861.46	20.83	0.00	882.29	120,000.00
7/1/2008	833.33	3.000%	432.29	1,265.63	20.00	0.00	1,285.63	119,166.67
8/1/2008	833.33	3.000%	432.29	1,265.63	20.00	0.00	1,285.63	118,333.33
9/1/2008	833.33	3.000%	432.29	1,265.63	20.00	0.00	1,285.63	117,500.00
10/1/2008	833.33	3.000%	432.29	1,265.63	20.00	0.00	1,285.63	116,666.67
11/1/2008	833.33	3.000%	432.29	1,265.63	20.00	0.00	1,285.63	115,833.33
12/1/2008	833.33	3.000%	432.29	1,265.63	20.00	0.00	1,285.63	115,000.00
1/1/2009	833.33	3.000%	432.29	1,265.63	20.00	0.00	1,285.63	114,166.67

Kentucky Infrastructure Authority

MONTHLY PAYMENT SCHEDULE

Caldwell County Water District

C88-01

Loan Amount

150,000.00

Payment Date	Principal	Coupon	Interest	Debt Service	Service Fee	Sinking Fund	Net Total Payment	Principal Balance Remaining
2/1/2009	833.33	3.000%	432.29	1,265.63	20.00	0.00	1,285.63	113,333.33
3/1/2009	833.33	3.000%	432.29	1,265.63	20.00	0.00	1,285.63	112,500.00
4/1/2009	833.33	3.000%	432.29	1,265.63	20.00	0.00	1,285.63	111,666.67
5/1/2009	833.33	3.000%	432.29	1,265.63	20.00	0.00	1,285.63	110,833.33
6/1/2009	833.33	3.000%	432.29	1,265.63	20.00	0.00	1,285.63	110,000.00
7/1/2009	833.33	3.500%	407.29	1,240.63	18.33	0.00	1,258.96	109,166.67
8/1/2009	833.33	3.500%	407.29	1,240.63	18.33	0.00	1,258.96	108,333.33
9/1/2009	833.33	3.500%	407.29	1,240.63	18.33	0.00	1,258.96	107,500.00
10/1/2009	833.33	3.500%	407.29	1,240.63	18.33	0.00	1,258.96	106,666.67
11/1/2009	833.33	3.500%	407.29	1,240.63	18.33	0.00	1,258.96	105,833.33
12/1/2009	833.33	3.500%	407.29	1,240.63	18.33	0.00	1,258.96	105,000.00
1/1/2010	833.33	3.500%	407.29	1,240.63	18.33	0.00	1,258.96	104,166.67
2/1/2010	833.33	3.500%	407.29	1,240.63	18.33	0.00	1,258.96	103,333.33
3/1/2010	833.33	3.500%	407.29	1,240.63	18.33	0.00	1,258.96	102,500.00
4/1/2010	833.33	3.500%	407.29	1,240.63	18.33	0.00	1,258.96	101,666.67
5/1/2010	833.33	3.500%	407.29	1,240.63	18.33	0.00	1,258.96	100,833.33
6/1/2010	833.33	3.500%	407.29	1,240.63	18.33	0.00	1,258.96	100,000.00
7/1/2010	833.33	3.750%	378.13	1,211.46	16.67	0.00	1,228.13	99,166.67
8/1/2010	833.33	3.750%	378.13	1,211.46	16.67	0.00	1,228.13	98,333.33
9/1/2010	833.33	3.750%	378.13	1,211.46	16.67	0.00	1,228.13	97,500.00
10/1/2010	833.33	3.750%	378.13	1,211.46	16.67	0.00	1,228.13	96,666.67
11/1/2010	833.33	3.750%	378.13	1,211.46	16.67	0.00	1,228.13	95,833.33
12/1/2010	833.33	3.750%	378.13	1,211.46	16.67	0.00	1,228.13	95,000.00
1/1/2011	833.33	3.750%	378.13	1,211.46	16.67	0.00	1,228.13	94,166.67
2/1/2011	833.33	3.750%	378.13	1,211.46	16.67	0.00	1,228.13	93,333.33
3/1/2011	833.33	3.750%	378.13	1,211.46	16.67	0.00	1,228.13	92,500.00
4/1/2011	833.33	3.750%	378.13	1,211.46	16.67	0.00	1,228.13	91,666.67
5/1/2011	833.33	3.750%	378.13	1,211.46	16.67	0.00	1,228.13	90,833.33
6/1/2011	833.33	3.750%	378.13	1,211.46	16.67	0.00	1,228.13	90,000.00
7/1/2011	833.33	5.000%	346.88	1,180.21	15.00	0.00	1,195.21	89,166.67
8/1/2011	833.33	5.000%	346.88	1,180.21	15.00	0.00	1,195.21	88,333.33
9/1/2011	833.33	5.000%	346.88	1,180.21	15.00	0.00	1,195.21	87,500.00
10/1/2011	833.33	5.000%	346.88	1,180.21	15.00	0.00	1,195.21	86,666.67
11/1/2011	833.33	5.000%	346.88	1,180.21	15.00	0.00	1,195.21	85,833.33
12/1/2011	833.33	5.000%	346.88	1,180.21	15.00	0.00	1,195.21	85,000.00
1/1/2012	833.33	5.000%	346.88	1,180.21	15.00	0.00	1,195.21	84,166.67
2/1/2012	833.33	5.000%	346.88	1,180.21	15.00	0.00	1,195.21	83,333.33
3/1/2012	833.33	5.000%	346.88	1,180.21	15.00	0.00	1,195.21	82,500.00
4/1/2012	833.33	5.000%	346.88	1,180.21	15.00	0.00	1,195.21	81,666.67
5/1/2012	833.33	5.000%	346.88	1,180.21	15.00	0.00	1,195.21	80,833.33
6/1/2012	833.33	5.000%	346.88	1,180.21	15.00	0.00	1,195.21	80,000.00
7/1/2012	833.33	5.250%	305.21	1,138.54	13.33	0.00	1,151.88	79,166.67
8/1/2012	833.33	5.250%	305.21	1,138.54	13.33	0.00	1,151.88	78,333.33
9/1/2012	833.33	5.250%	305.21	1,138.54	13.33	0.00	1,151.88	77,500.00
10/1/2012	833.33	5.250%	305.21	1,138.54	13.33	0.00	1,151.88	76,666.67
11/1/2012	833.33	5.250%	305.21	1,138.54	13.33	0.00	1,151.88	75,833.33
12/1/2012	833.33	5.250%	305.21	1,138.54	13.33	0.00	1,151.88	75,000.00
1/1/2013	833.33	5.250%	305.21	1,138.54	13.33	0.00	1,151.88	74,166.67
2/1/2013	833.33	5.250%	305.21	1,138.54	13.33	0.00	1,151.88	73,333.33
3/1/2013	833.33	5.250%	305.21	1,138.54	13.33	0.00	1,151.88	72,500.00
4/1/2013	833.33	5.250%	305.21	1,138.54	13.33	0.00	1,151.88	71,666.67
5/1/2013	833.33	5.250%	305.21	1,138.54	13.33	0.00	1,151.88	70,833.33
6/1/2013	833.33	5.250%	305.21	1,138.54	13.33	0.00	1,151.88	70,000.00

Kentucky Infrastructure Authority

MONTHLY PAYMENT SCHEDULE

Caldwell County Water District

C88-01

Loan Amount

150,000.00

Payment Date	Principal	Coupon	Interest	Debt Service	Service Fee	Sinking Fund	Net Total Payment	Principal Balance Remaining
7/1/2013	833.33	5.250%	261.46	1,094.79	11.67	0.00	1,106.46	69,166.67
8/1/2013	833.33	5.250%	261.46	1,094.79	11.67	0.00	1,106.46	68,333.33
9/1/2013	833.33	5.250%	261.46	1,094.79	11.67	0.00	1,106.46	67,500.00
10/1/2013	833.33	5.250%	261.46	1,094.79	11.67	0.00	1,106.46	66,666.67
11/1/2013	833.33	5.250%	261.46	1,094.79	11.67	0.00	1,106.46	65,833.33
12/1/2013	833.33	5.250%	261.46	1,094.79	11.67	0.00	1,106.46	65,000.00
1/1/2014	833.33	5.250%	261.46	1,094.79	11.67	0.00	1,106.46	64,166.67
2/1/2014	833.33	5.250%	261.46	1,094.79	11.67	0.00	1,106.46	63,333.33
3/1/2014	833.33	5.250%	261.46	1,094.79	11.67	0.00	1,106.46	62,500.00
4/1/2014	833.33	5.250%	261.46	1,094.79	11.67	0.00	1,106.46	61,666.67
5/1/2014	833.33	5.250%	261.46	1,094.79	11.67	0.00	1,106.46	60,833.33
6/1/2014	833.33	5.250%	261.46	1,094.79	11.67	0.00	1,106.46	60,000.00
7/1/2014	833.33	4.000%	217.71	1,051.04	10.00	0.00	1,061.04	59,166.67
8/1/2014	833.33	4.000%	217.71	1,051.04	10.00	0.00	1,061.04	58,333.33
9/1/2014	833.33	4.000%	217.71	1,051.04	10.00	0.00	1,061.04	57,500.00
10/1/2014	833.33	4.000%	217.71	1,051.04	10.00	0.00	1,061.04	56,666.67
11/1/2014	833.33	4.000%	217.71	1,051.04	10.00	0.00	1,061.04	55,833.33
12/1/2014	833.33	4.000%	217.71	1,051.04	10.00	0.00	1,061.04	55,000.00
1/1/2015	833.33	4.000%	217.71	1,051.04	10.00	0.00	1,061.04	54,166.67
2/1/2015	833.33	4.000%	217.71	1,051.04	10.00	0.00	1,061.04	53,333.33
3/1/2015	833.33	4.000%	217.71	1,051.04	10.00	0.00	1,061.04	52,500.00
4/1/2015	833.33	4.000%	217.71	1,051.04	10.00	0.00	1,061.04	51,666.67
5/1/2015	833.33	4.000%	217.71	1,051.04	10.00	0.00	1,061.04	50,833.33
6/1/2015	833.33	4.000%	217.71	1,051.04	10.00	0.00	1,061.04	50,000.00
7/1/2015	833.33	4.125%	184.38	1,017.71	8.33	0.00	1,026.04	49,166.67
8/1/2015	833.33	4.125%	184.38	1,017.71	8.33	0.00	1,026.04	48,333.33
9/1/2015	833.33	4.125%	184.38	1,017.71	8.33	0.00	1,026.04	47,500.00
10/1/2015	833.33	4.125%	184.38	1,017.71	8.33	0.00	1,026.04	46,666.67
11/1/2015	833.33	4.125%	184.38	1,017.71	8.33	0.00	1,026.04	45,833.33
12/1/2015	833.33	4.125%	184.38	1,017.71	8.33	0.00	1,026.04	45,000.00
1/1/2016	833.33	4.125%	184.38	1,017.71	8.33	0.00	1,026.04	44,166.67
2/1/2016	833.33	4.125%	184.38	1,017.71	8.33	0.00	1,026.04	43,333.33
3/1/2016	833.33	4.125%	184.38	1,017.71	8.33	0.00	1,026.04	42,500.00
4/1/2016	833.33	4.125%	184.38	1,017.71	8.33	0.00	1,026.04	41,666.67
5/1/2016	833.33	4.125%	184.38	1,017.71	8.33	0.00	1,026.04	40,833.33
6/1/2016	833.33	4.125%	184.38	1,017.71	8.33	0.00	1,026.04	40,000.00
7/1/2016	833.33	5.250%	150.00	983.33	6.67	0.00	990.00	39,166.67
8/1/2016	833.33	5.250%	150.00	983.33	6.67	0.00	990.00	38,333.33
9/1/2016	833.33	5.250%	150.00	983.33	6.67	0.00	990.00	37,500.00
10/1/2016	833.33	5.250%	150.00	983.33	6.67	0.00	990.00	36,666.67
11/1/2016	833.33	5.250%	150.00	983.33	6.67	0.00	990.00	35,833.33
12/1/2016	833.33	5.250%	150.00	983.33	6.67	0.00	990.00	35,000.00
1/1/2017	833.33	5.250%	150.00	983.33	6.67	0.00	990.00	34,166.67
2/1/2017	833.33	5.250%	150.00	983.33	6.67	0.00	990.00	33,333.33
3/1/2017	833.33	5.250%	150.00	983.33	6.67	0.00	990.00	32,500.00
4/1/2017	833.33	5.250%	150.00	983.33	6.67	0.00	990.00	31,666.67
5/1/2017	833.33	5.250%	150.00	983.33	6.67	0.00	990.00	30,833.33
6/1/2017	833.33	5.250%	150.00	983.33	6.67	0.00	990.00	30,000.00
7/1/2017	2,500.00	4.250%	106.25	2,606.25	5.00	0.00	2,611.25	27,500.00
8/1/2017	2,500.00	4.250%	106.25	2,606.25	5.00	0.00	2,611.25	25,000.00
9/1/2017	2,500.00	4.250%	106.25	2,606.25	5.00	0.00	2,611.25	22,500.00
10/1/2017	2,500.00	4.250%	106.25	2,606.25	5.00	0.00	2,611.25	20,000.00
11/1/2017	2,500.00	4.250%	106.25	2,606.25	5.00	0.00	2,611.25	17,500.00

Kentucky Infrastructure Authority

MONTHLY PAYMENT SCHEDULE

Caldwell County Water District

C88-01

Loan Amount

150,000.00

Payment Date	Principal	Coupon	Interest	Debt Service	Service Fee	Sinking Fund	Net Total Payment	Principal Balance Remaining
12/1/2017	2,500.00	4.250%	106.25	2,606.25	5.00	0.00	2,611.25	15,000.00
1/1/2018	2,500.00	4.250%	106.25	2,606.25	5.00	0.00	2,611.25	12,500.00
2/1/2018	2,500.00	4.250%	106.25	2,606.25	5.00	0.00	2,611.25	10,000.00
3/1/2018	2,500.00	4.250%	106.25	2,606.25	5.00	0.00	2,611.25	7,500.00
4/1/2018	2,500.00	4.250%	106.25	2,606.25	5.00	0.00	2,611.25	5,000.00
5/1/2018	2,500.00	4.250%	106.25	2,606.25	5.00	0.00	2,611.25	2,500.00
6/1/2018	2,500.00	4.250%	106.25	2,606.25	5.00	0.00	2,611.25	0.00
TOTAL	150,000.00		55,983.26	205,983.26	2,590.00	0.00	208,573.26	

POWER OF ATTORNEY AND AFFIDAVIT

The Affiant, ASHBEL BRUNSON III, being duly sworn, states that:

- 1. Affiant is CHAIRMAN of CHRISTIAN COUNTY WATER DISTRICT;
- 2. Affiant has read the Application;
- 3. The contents of the Application that relate to CHRISTIAN COUNTY WATER DISTRICT are accurate and correct;
- 4. Affiant, on behalf of CHRISTIAN COUNTY WATER DISTRICT hereby appoints the Kentucky Infrastructure Authority to be its Attorney in Fact to apply to and obtain from the Public Service Commission of Kentucky for all authorizations necessary for CHRISTIAN COUNTY WATER DISTRICT to enter into a supplemental or amended loan agreement with the Kentucky Infrastructure Authority to implement revisions to the existing loan agreements that are the subject of this Application.

Ashbel Brunson III

COMMONWEALTH OF KENTUCKY)
COUNTY OF STATE AT LARGE) ss

SUBSCRIBED, SWORN TO AND ACKNOWLEDGED before me by ASHBEL BRUNSON III, CHAIRMAN of CHRISTIAN COUNTY WATER DISTRICT, on this 26 day of July, 2004.

James Owen
Notary Public (James Owen)
My Commission expires: 10-27-2005

Kentucky Infrastructure Authority

MONTHLY PAYMENT SCHEDULE

Christian County Water District

C88-03

Loan Amount 690,000.00

Payment Date	Principal	Coupon	Interest	Debt Service	Service Fee	Sinking Fund	Net Total Payment	Principal Balance Remaining
9/1/2004	4,000.00	3.000%	2,709.97	6,709.97	138.00	0.00	6,847.97	686,000.00
10/1/2004	4,000.00	3.000%	2,709.97	6,709.97	138.00	0.00	6,847.97	682,000.00
11/1/2004	4,000.00	3.000%	2,709.97	6,709.97	138.00	0.00	6,847.97	678,000.00
12/1/2004	4,000.00	3.000%	2,709.97	6,709.97	138.00	0.00	6,847.97	674,000.00
1/1/2005	4,000.00	3.000%	2,709.97	6,709.97	138.00	0.00	6,847.97	670,000.00
2/1/2005	4,000.00	3.000%	2,709.97	6,709.97	138.00	0.00	6,847.97	666,000.00
3/1/2005	4,000.00	3.000%	2,709.97	6,709.97	138.00	0.00	6,847.97	662,000.00
4/1/2005	4,000.00	3.000%	2,709.97	6,709.97	138.00	0.00	6,847.97	658,000.00
5/1/2005	4,000.00	3.000%	2,709.97	6,709.97	138.00	0.00	6,847.97	654,000.00
6/1/2005	4,000.00	3.000%	2,709.97	6,709.97	138.00	0.00	6,847.97	650,000.00
7/1/2005	3,333.33	2.250%	2,145.83	5,479.17	108.33	0.00	5,587.50	646,666.67
8/1/2005	3,333.33	2.250%	2,145.83	5,479.17	108.33	0.00	5,587.50	643,333.33
9/1/2005	3,333.33	2.250%	2,145.83	5,479.17	108.33	0.00	5,587.50	640,000.00
10/1/2005	3,333.33	2.250%	2,145.83	5,479.17	108.33	0.00	5,587.50	636,666.67
11/1/2005	3,333.33	2.250%	2,145.83	5,479.17	108.33	0.00	5,587.50	633,333.33
12/1/2005	3,333.33	2.250%	2,145.83	5,479.17	108.33	0.00	5,587.50	630,000.00
1/1/2006	3,333.33	2.250%	2,145.83	5,479.17	108.33	0.00	5,587.50	626,666.67
2/1/2006	3,333.33	2.250%	2,145.83	5,479.17	108.33	0.00	5,587.50	623,333.33
3/1/2006	3,333.33	2.250%	2,145.83	5,479.17	108.33	0.00	5,587.50	620,000.00
4/1/2006	3,333.33	2.250%	2,145.83	5,479.17	108.33	0.00	5,587.50	616,666.67
5/1/2006	3,333.33	2.250%	2,145.83	5,479.17	108.33	0.00	5,587.50	613,333.33
6/1/2006	3,333.33	2.250%	2,145.83	5,479.17	108.33	0.00	5,587.50	610,000.00
7/1/2006	3,750.00	2.500%	2,070.83	5,820.83	101.67	0.00	5,922.50	606,250.00
8/1/2006	3,750.00	2.500%	2,070.83	5,820.83	101.67	0.00	5,922.50	602,500.00
9/1/2006	3,750.00	2.500%	2,070.83	5,820.83	101.67	0.00	5,922.50	598,750.00
10/1/2006	3,750.00	2.500%	2,070.83	5,820.83	101.67	0.00	5,922.50	595,000.00
11/1/2006	3,750.00	2.500%	2,070.83	5,820.83	101.67	0.00	5,922.50	591,250.00
12/1/2006	3,750.00	2.500%	2,070.83	5,820.83	101.67	0.00	5,922.50	587,500.00
1/1/2007	3,750.00	2.500%	2,070.83	5,820.83	101.67	0.00	5,922.50	583,750.00
2/1/2007	3,750.00	2.500%	2,070.83	5,820.83	101.67	0.00	5,922.50	580,000.00
3/1/2007	3,750.00	2.500%	2,070.83	5,820.83	101.67	0.00	5,922.50	576,250.00
4/1/2007	3,750.00	2.500%	2,070.83	5,820.83	101.67	0.00	5,922.50	572,500.00
5/1/2007	3,750.00	2.500%	2,070.83	5,820.83	101.67	0.00	5,922.50	568,750.00
6/1/2007	3,750.00	2.500%	2,070.83	5,820.83	101.67	0.00	5,922.50	565,000.00
7/1/2007	3,750.00	3.000%	1,977.08	5,727.08	94.17	0.00	5,821.25	561,250.00
8/1/2007	3,750.00	3.000%	1,977.08	5,727.08	94.17	0.00	5,821.25	557,500.00
9/1/2007	3,750.00	3.000%	1,977.08	5,727.08	94.17	0.00	5,821.25	553,750.00
10/1/2007	3,750.00	3.000%	1,977.08	5,727.08	94.17	0.00	5,821.25	550,000.00
11/1/2007	3,750.00	3.000%	1,977.08	5,727.08	94.17	0.00	5,821.25	546,250.00
12/1/2007	3,750.00	3.000%	1,977.08	5,727.08	94.17	0.00	5,821.25	542,500.00
1/1/2008	3,750.00	3.000%	1,977.08	5,727.08	94.17	0.00	5,821.25	538,750.00
2/1/2008	3,750.00	3.000%	1,977.08	5,727.08	94.17	0.00	5,821.25	535,000.00
3/1/2008	3,750.00	3.000%	1,977.08	5,727.08	94.17	0.00	5,821.25	531,250.00
4/1/2008	3,750.00	3.000%	1,977.08	5,727.08	94.17	0.00	5,821.25	527,500.00
5/1/2008	3,750.00	3.000%	1,977.08	5,727.08	94.17	0.00	5,821.25	523,750.00
6/1/2008	3,750.00	3.000%	1,977.08	5,727.08	94.17	0.00	5,821.25	520,000.00
7/1/2008	3,750.00	3.000%	1,864.58	5,614.58	86.67	0.00	5,701.25	516,250.00
8/1/2008	3,750.00	3.000%	1,864.58	5,614.58	86.67	0.00	5,701.25	512,500.00
9/1/2008	3,750.00	3.000%	1,864.58	5,614.58	86.67	0.00	5,701.25	508,750.00
10/1/2008	3,750.00	3.000%	1,864.58	5,614.58	86.67	0.00	5,701.25	505,000.00
11/1/2008	3,750.00	3.000%	1,864.58	5,614.58	86.67	0.00	5,701.25	501,250.00
12/1/2008	3,750.00	3.000%	1,864.58	5,614.58	86.67	0.00	5,701.25	497,500.00
1/1/2009	3,750.00	3.000%	1,864.58	5,614.58	86.67	0.00	5,701.25	493,750.00

Kentucky Infrastructure Authority

MONTHLY PAYMENT SCHEDULE

Christian County Water District

C88-03

Loan Amount

690,000.00

Payment Date	Principal	Coupon	Interest	Debt Service	Service Fee	Sinking Fund	Net Total Payment	Principal Balance Remaining
2/1/2009	3,750.00	3.000%	1,864.58	5,614.58	86.67	0.00	5,701.25	490,000.00
3/1/2009	3,750.00	3.000%	1,864.58	5,614.58	86.67	0.00	5,701.25	486,250.00
4/1/2009	3,750.00	3.000%	1,864.58	5,614.58	86.67	0.00	5,701.25	482,500.00
5/1/2009	3,750.00	3.000%	1,864.58	5,614.58	86.67	0.00	5,701.25	478,750.00
6/1/2009	3,750.00	3.000%	1,864.58	5,614.58	86.67	0.00	5,701.25	475,000.00
7/1/2009	4,166.67	3.500%	1,752.08	5,918.75	79.17	0.00	5,997.92	470,833.33
8/1/2009	4,166.67	3.500%	1,752.08	5,918.75	79.17	0.00	5,997.92	466,666.67
9/1/2009	4,166.67	3.500%	1,752.08	5,918.75	79.17	0.00	5,997.92	462,500.00
10/1/2009	4,166.67	3.500%	1,752.08	5,918.75	79.17	0.00	5,997.92	458,333.33
11/1/2009	4,166.67	3.500%	1,752.08	5,918.75	79.17	0.00	5,997.92	454,166.67
12/1/2009	4,166.67	3.500%	1,752.08	5,918.75	79.17	0.00	5,997.92	450,000.00
1/1/2010	4,166.67	3.500%	1,752.08	5,918.75	79.17	0.00	5,997.92	445,833.33
2/1/2010	4,166.67	3.500%	1,752.08	5,918.75	79.17	0.00	5,997.92	441,666.67
3/1/2010	4,166.67	3.500%	1,752.08	5,918.75	79.17	0.00	5,997.92	437,500.00
4/1/2010	4,166.67	3.500%	1,752.08	5,918.75	79.17	0.00	5,997.92	433,333.33
5/1/2010	4,166.67	3.500%	1,752.08	5,918.75	79.17	0.00	5,997.92	429,166.67
6/1/2010	4,166.67	3.500%	1,752.08	5,918.75	79.17	0.00	5,997.92	425,000.00
7/1/2010	4,166.67	3.750%	1,606.25	5,772.92	70.83	0.00	5,843.75	420,833.33
8/1/2010	4,166.67	3.750%	1,606.25	5,772.92	70.83	0.00	5,843.75	416,666.67
9/1/2010	4,166.67	3.750%	1,606.25	5,772.92	70.83	0.00	5,843.75	412,500.00
10/1/2010	4,166.67	3.750%	1,606.25	5,772.92	70.83	0.00	5,843.75	408,333.33
11/1/2010	4,166.67	3.750%	1,606.25	5,772.92	70.83	0.00	5,843.75	404,166.67
12/1/2010	4,166.67	3.750%	1,606.25	5,772.92	70.83	0.00	5,843.75	400,000.00
1/1/2011	4,166.67	3.750%	1,606.25	5,772.92	70.83	0.00	5,843.75	395,833.33
2/1/2011	4,166.67	3.750%	1,606.25	5,772.92	70.83	0.00	5,843.75	391,666.67
3/1/2011	4,166.67	3.750%	1,606.25	5,772.92	70.83	0.00	5,843.75	387,500.00
4/1/2011	4,166.67	3.750%	1,606.25	5,772.92	70.83	0.00	5,843.75	383,333.33
5/1/2011	4,166.67	3.750%	1,606.25	5,772.92	70.83	0.00	5,843.75	379,166.67
6/1/2011	4,166.67	3.750%	1,606.25	5,772.92	70.83	0.00	5,843.75	375,000.00
7/1/2011	4,583.33	5.000%	1,450.00	6,033.33	62.50	0.00	6,095.83	370,416.67
8/1/2011	4,583.33	5.000%	1,450.00	6,033.33	62.50	0.00	6,095.83	365,833.33
9/1/2011	4,583.33	5.000%	1,450.00	6,033.33	62.50	0.00	6,095.83	361,250.00
10/1/2011	4,583.33	5.000%	1,450.00	6,033.33	62.50	0.00	6,095.83	356,666.67
11/1/2011	4,583.33	5.000%	1,450.00	6,033.33	62.50	0.00	6,095.83	352,083.33
12/1/2011	4,583.33	5.000%	1,450.00	6,033.33	62.50	0.00	6,095.83	347,500.00
1/1/2012	4,583.33	5.000%	1,450.00	6,033.33	62.50	0.00	6,095.83	342,916.67
2/1/2012	4,583.33	5.000%	1,450.00	6,033.33	62.50	0.00	6,095.83	338,333.33
3/1/2012	4,583.33	5.000%	1,450.00	6,033.33	62.50	0.00	6,095.83	333,750.00
4/1/2012	4,583.33	5.000%	1,450.00	6,033.33	62.50	0.00	6,095.83	329,166.67
5/1/2012	4,583.33	5.000%	1,450.00	6,033.33	62.50	0.00	6,095.83	324,583.33
6/1/2012	4,583.33	5.000%	1,450.00	6,033.33	62.50	0.00	6,095.83	320,000.00
7/1/2012	4,583.33	5.250%	1,220.83	5,804.17	53.33	0.00	5,857.50	315,416.67
8/1/2012	4,583.33	5.250%	1,220.83	5,804.17	53.33	0.00	5,857.50	310,833.33
9/1/2012	4,583.33	5.250%	1,220.83	5,804.17	53.33	0.00	5,857.50	306,250.00
10/1/2012	4,583.33	5.250%	1,220.83	5,804.17	53.33	0.00	5,857.50	301,666.67
11/1/2012	4,583.33	5.250%	1,220.83	5,804.17	53.33	0.00	5,857.50	297,083.33
12/1/2012	4,583.33	5.250%	1,220.83	5,804.17	53.33	0.00	5,857.50	292,500.00
1/1/2013	4,583.33	5.250%	1,220.83	5,804.17	53.33	0.00	5,857.50	287,916.67
2/1/2013	4,583.33	5.250%	1,220.83	5,804.17	53.33	0.00	5,857.50	283,333.33
3/1/2013	4,583.33	5.250%	1,220.83	5,804.17	53.33	0.00	5,857.50	278,750.00
4/1/2013	4,583.33	5.250%	1,220.83	5,804.17	53.33	0.00	5,857.50	274,166.67
5/1/2013	4,583.33	5.250%	1,220.83	5,804.17	53.33	0.00	5,857.50	269,583.33
6/1/2013	4,583.33	5.250%	1,220.83	5,804.17	53.33	0.00	5,857.50	265,000.00

Kentucky Infrastructure Authority

MONTHLY PAYMENT SCHEDULE

Christian County Water District

C88-03

Loan Amount

690,000.00

Payment Date	Principal	Coupon	Interest	Debt Service	Service Fee	Sinking Fund	Net Total Payment	Principal Balance Remaining
7/1/2013	5,000.00	5.250%	980.21	5,980.21	44.17	0.00	6,024.38	260,000.00
8/1/2013	5,000.00	5.250%	980.21	5,980.21	44.17	0.00	6,024.38	255,000.00
9/1/2013	5,000.00	5.250%	980.21	5,980.21	44.17	0.00	6,024.38	250,000.00
10/1/2013	5,000.00	5.250%	980.21	5,980.21	44.17	0.00	6,024.38	245,000.00
11/1/2013	5,000.00	5.250%	980.21	5,980.21	44.17	0.00	6,024.38	240,000.00
12/1/2013	5,000.00	5.250%	980.21	5,980.21	44.17	0.00	6,024.38	235,000.00
1/1/2014	5,000.00	5.250%	980.21	5,980.21	44.17	0.00	6,024.38	230,000.00
2/1/2014	5,000.00	5.250%	980.21	5,980.21	44.17	0.00	6,024.38	225,000.00
3/1/2014	5,000.00	5.250%	980.21	5,980.21	44.17	0.00	6,024.38	220,000.00
4/1/2014	5,000.00	5.250%	980.21	5,980.21	44.17	0.00	6,024.38	215,000.00
5/1/2014	5,000.00	5.250%	980.21	5,980.21	44.17	0.00	6,024.38	210,000.00
6/1/2014	5,000.00	5.250%	980.21	5,980.21	44.17	0.00	6,024.38	205,000.00
7/1/2014	9,166.67	4.000%	717.71	9,884.38	34.17	0.00	9,918.54	195,833.33
8/1/2014	9,166.67	4.000%	717.71	9,884.38	34.17	0.00	9,918.54	186,666.67
9/1/2014	9,166.67	4.000%	717.71	9,884.38	34.17	0.00	9,918.54	177,500.00
10/1/2014	9,166.67	4.000%	717.71	9,884.38	34.17	0.00	9,918.54	168,333.33
11/1/2014	9,166.67	4.000%	717.71	9,884.38	34.17	0.00	9,918.54	159,166.67
12/1/2014	9,166.67	4.000%	717.71	9,884.38	34.17	0.00	9,918.54	150,000.00
1/1/2015	9,166.67	4.000%	717.71	9,884.38	34.17	0.00	9,918.54	140,833.33
2/1/2015	9,166.67	4.000%	717.71	9,884.38	34.17	0.00	9,918.54	131,666.67
3/1/2015	9,166.67	4.000%	717.71	9,884.38	34.17	0.00	9,918.54	122,500.00
4/1/2015	9,166.67	4.000%	717.71	9,884.38	34.17	0.00	9,918.54	113,333.33
5/1/2015	9,166.67	4.000%	717.71	9,884.38	34.17	0.00	9,918.54	104,166.67
6/1/2015	9,166.67	4.000%	717.71	9,884.38	34.17	0.00	9,918.54	95,000.00
7/1/2015	1,666.67	4.125%	351.04	2,017.71	15.83	0.00	2,033.54	93,333.33
8/1/2015	1,666.67	4.125%	351.04	2,017.71	15.83	0.00	2,033.54	91,666.67
9/1/2015	1,666.67	4.125%	351.04	2,017.71	15.83	0.00	2,033.54	90,000.00
10/1/2015	1,666.67	4.125%	351.04	2,017.71	15.83	0.00	2,033.54	88,333.33
11/1/2015	1,666.67	4.125%	351.04	2,017.71	15.83	0.00	2,033.54	86,666.67
12/1/2015	1,666.67	4.125%	351.04	2,017.71	15.83	0.00	2,033.54	85,000.00
1/1/2016	1,666.67	4.125%	351.04	2,017.71	15.83	0.00	2,033.54	83,333.33
2/1/2016	1,666.67	4.125%	351.04	2,017.71	15.83	0.00	2,033.54	81,666.67
3/1/2016	1,666.67	4.125%	351.04	2,017.71	15.83	0.00	2,033.54	80,000.00
4/1/2016	1,666.67	4.125%	351.04	2,017.71	15.83	0.00	2,033.54	78,333.33
5/1/2016	1,666.67	4.125%	351.04	2,017.71	15.83	0.00	2,033.54	76,666.67
6/1/2016	1,666.67	4.125%	351.04	2,017.71	15.83	0.00	2,033.54	75,000.00
7/1/2016	1,666.67	5.250%	282.29	1,948.96	12.50	0.00	1,961.46	73,333.33
8/1/2016	1,666.67	5.250%	282.29	1,948.96	12.50	0.00	1,961.46	71,666.67
9/1/2016	1,666.67	5.250%	282.29	1,948.96	12.50	0.00	1,961.46	70,000.00
10/1/2016	1,666.67	5.250%	282.29	1,948.96	12.50	0.00	1,961.46	68,333.33
11/1/2016	1,666.67	5.250%	282.29	1,948.96	12.50	0.00	1,961.46	66,666.67
12/1/2016	1,666.67	5.250%	282.29	1,948.96	12.50	0.00	1,961.46	65,000.00
1/1/2017	1,666.67	5.250%	282.29	1,948.96	12.50	0.00	1,961.46	63,333.33
2/1/2017	1,666.67	5.250%	282.29	1,948.96	12.50	0.00	1,961.46	61,666.67
3/1/2017	1,666.67	5.250%	282.29	1,948.96	12.50	0.00	1,961.46	60,000.00
4/1/2017	1,666.67	5.250%	282.29	1,948.96	12.50	0.00	1,961.46	58,333.33
5/1/2017	1,666.67	5.250%	282.29	1,948.96	12.50	0.00	1,961.46	56,666.67
6/1/2017	1,666.67	5.250%	282.29	1,948.96	12.50	0.00	1,961.46	55,000.00
7/1/2017	4,583.33	4.250%	194.79	4,778.13	9.17	0.00	4,787.29	50,416.67
8/1/2017	4,583.33	4.250%	194.79	4,778.13	9.17	0.00	4,787.29	45,833.33
9/1/2017	4,583.33	4.250%	194.79	4,778.13	9.17	0.00	4,787.29	41,250.00
10/1/2017	4,583.33	4.250%	194.79	4,778.13	9.17	0.00	4,787.29	36,666.67
11/1/2017	4,583.33	4.250%	194.79	4,778.13	9.17	0.00	4,787.29	32,083.33

Kentucky Infrastructure Authority

MONTHLY PAYMENT SCHEDULE

Christian County Water District

C88-03

Loan Amount

690,000.00

Payment Date	Principal	Coupon	Interest	Debt Service	Service Fee	Sinking Fund	Net Total Payment	Principal Balance Remaining
12/1/2017	4,583.33	4.250%	194.79	4,778.13	9.17	0.00	4,787.29	27,500.00
1/1/2018	4,583.33	4.250%	194.79	4,778.13	9.17	0.00	4,787.29	22,916.67
2/1/2018	4,583.33	4.250%	194.79	4,778.13	9.17	0.00	4,787.29	18,333.33
3/1/2018	4,583.33	4.250%	194.79	4,778.13	9.17	0.00	4,787.29	13,750.00
4/1/2018	4,583.33	4.250%	194.79	4,778.13	9.17	0.00	4,787.29	9,166.67
5/1/2018	4,583.33	4.250%	194.79	4,778.13	9.17	0.00	4,787.29	4,583.33
6/1/2018	4,583.33	4.250%	194.79	4,778.13	9.17	0.00	4,787.29	0.00
TOTAL	690,000.00		226,462.22	916,462.22	10,650.00	0.00	927,112.22	

POWER OF ATTORNEY AND AFFIDAVIT

The Affiant, LESLIE HERBST, being duly sworn, states that:

- 1. Affiant is CHAIRMAN of EAST PENDLETON CO. WATER DISTRICT;
- 2. Affiant has read the Application;
- 3. The contents of the Application that relate to EAST PENDLETON CO. WATER DISTRICT are accurate and correct;
- 4. Affiant, on behalf of EAST PENDLETON CO. WATER DISTRICT

hereby appoints the Kentucky Infrastructure Authority to be its Attorney in Fact to apply to and obtain from the Public Service Commission of Kentucky for all authorizations necessary for EAST PENDLETON CO. WATER DISTRICT to enter into a supplemental or amended loan agreement with the Kentucky Infrastructure Authority to implement revisions to the existing loan agreements that are the subject of this Application.

x Leslie Herbst

LESLIE HERBST
CHAIRMAN

COMMONWEALTH OF KENTUCKY)
COUNTY OF Pendleton) ss

SUBSCRIBED, SWORN TO AND ACKNOWLEDGED before me by _____

Leslie Herbst, Chairman of East Pendleton Co. Water District on this 2 day of ^{August} ~~July~~, 2004.

Kenneth W. Smith
Notary Public

My Commission expires: November 17, 2007

KENTUCKY INFRASTRUCTURE AUTHORITY
2004 AUG -14 A 9:14
RECEIVED

Kentucky Infrastructure Authority

MONTHLY PAYMENT SCHEDULE

East Pendleton Water District

C97-01

Loan Amount

155,000.00

Payment Date	Principal	Coupon	Interest	Debt Service	Service Fee	Sinking Fund	Net Total Payment	Principal Balance Remaining
9/1/2004	1,000.00	3.000%	621.56	1,621.56	31.00	0.00	1,652.56	154,000.00
10/1/2004	1,000.00	3.000%	621.56	1,621.56	31.00	0.00	1,652.56	153,000.00
11/1/2004	1,000.00	3.000%	621.56	1,621.56	31.00	0.00	1,652.56	152,000.00
12/1/2004	1,000.00	3.000%	621.56	1,621.56	31.00	0.00	1,652.56	151,000.00
1/1/2005	1,000.00	3.000%	621.56	1,621.56	31.00	0.00	1,652.56	150,000.00
2/1/2005	1,000.00	3.000%	621.56	1,621.56	31.00	0.00	1,652.56	149,000.00
3/1/2005	1,000.00	3.000%	621.56	1,621.56	31.00	0.00	1,652.56	148,000.00
4/1/2005	1,000.00	3.000%	621.56	1,621.56	31.00	0.00	1,652.56	147,000.00
5/1/2005	1,000.00	3.000%	621.56	1,621.56	31.00	0.00	1,652.56	146,000.00
6/1/2005	1,000.00	3.000%	621.56	1,621.56	31.00	0.00	1,652.56	145,000.00
7/1/2005	833.33	2.250%	490.11	1,323.44	24.17	0.00	1,347.61	144,166.67
8/1/2005	833.33	2.250%	490.11	1,323.44	24.17	0.00	1,347.61	143,333.33
9/1/2005	833.33	2.250%	490.11	1,323.44	24.17	0.00	1,347.61	142,500.00
10/1/2005	833.33	2.250%	490.11	1,323.44	24.17	0.00	1,347.61	141,666.67
11/1/2005	833.33	2.250%	490.11	1,323.44	24.17	0.00	1,347.61	140,833.33
12/1/2005	833.33	2.250%	490.11	1,323.44	24.17	0.00	1,347.61	140,000.00
1/1/2006	833.33	2.250%	490.11	1,323.44	24.17	0.00	1,347.61	139,166.67
2/1/2006	833.33	2.250%	490.11	1,323.44	24.17	0.00	1,347.61	138,333.33
3/1/2006	833.33	2.250%	490.11	1,323.44	24.17	0.00	1,347.61	137,500.00
4/1/2006	833.33	2.250%	490.11	1,323.44	24.17	0.00	1,347.61	136,666.67
5/1/2006	833.33	2.250%	490.11	1,323.44	24.17	0.00	1,347.61	135,833.33
6/1/2006	833.33	2.250%	490.11	1,323.44	24.17	0.00	1,347.61	135,000.00
7/1/2006	833.33	2.500%	471.36	1,304.69	22.50	0.00	1,327.19	134,166.67
8/1/2006	833.33	2.500%	471.36	1,304.69	22.50	0.00	1,327.19	133,333.33
9/1/2006	833.33	2.500%	471.36	1,304.69	22.50	0.00	1,327.19	132,500.00
10/1/2006	833.33	2.500%	471.36	1,304.69	22.50	0.00	1,327.19	131,666.67
11/1/2006	833.33	2.500%	471.36	1,304.69	22.50	0.00	1,327.19	130,833.33
12/1/2006	833.33	2.500%	471.36	1,304.69	22.50	0.00	1,327.19	130,000.00
1/1/2007	833.33	2.500%	471.36	1,304.69	22.50	0.00	1,327.19	129,166.67
2/1/2007	833.33	2.500%	471.36	1,304.69	22.50	0.00	1,327.19	128,333.33
3/1/2007	833.33	2.500%	471.36	1,304.69	22.50	0.00	1,327.19	127,500.00
4/1/2007	833.33	2.500%	471.36	1,304.69	22.50	0.00	1,327.19	126,666.67
5/1/2007	833.33	2.500%	471.36	1,304.69	22.50	0.00	1,327.19	125,833.33
6/1/2007	833.33	2.500%	471.36	1,304.69	22.50	0.00	1,327.19	125,000.00
7/1/2007	833.33	3.000%	450.52	1,283.86	20.83	0.00	1,304.69	124,166.67
8/1/2007	833.33	3.000%	450.52	1,283.86	20.83	0.00	1,304.69	123,333.33
9/1/2007	833.33	3.000%	450.52	1,283.86	20.83	0.00	1,304.69	122,500.00
10/1/2007	833.33	3.000%	450.52	1,283.86	20.83	0.00	1,304.69	121,666.67
11/1/2007	833.33	3.000%	450.52	1,283.86	20.83	0.00	1,304.69	120,833.33
12/1/2007	833.33	3.000%	450.52	1,283.86	20.83	0.00	1,304.69	120,000.00
1/1/2008	833.33	3.000%	450.52	1,283.86	20.83	0.00	1,304.69	119,166.67
2/1/2008	833.33	3.000%	450.52	1,283.86	20.83	0.00	1,304.69	118,333.33
3/1/2008	833.33	3.000%	450.52	1,283.86	20.83	0.00	1,304.69	117,500.00
4/1/2008	833.33	3.000%	450.52	1,283.86	20.83	0.00	1,304.69	116,666.67
5/1/2008	833.33	3.000%	450.52	1,283.86	20.83	0.00	1,304.69	115,833.33
6/1/2008	833.33	3.000%	450.52	1,283.86	20.83	0.00	1,304.69	115,000.00
7/1/2008	833.33	3.000%	425.52	1,258.86	19.17	0.00	1,278.02	114,166.67
8/1/2008	833.33	3.000%	425.52	1,258.86	19.17	0.00	1,278.02	113,333.33
9/1/2008	833.33	3.000%	425.52	1,258.86	19.17	0.00	1,278.02	112,500.00
10/1/2008	833.33	3.000%	425.52	1,258.86	19.17	0.00	1,278.02	111,666.67
11/1/2008	833.33	3.000%	425.52	1,258.86	19.17	0.00	1,278.02	110,833.33
12/1/2008	833.33	3.000%	425.52	1,258.86	19.17	0.00	1,278.02	110,000.00
1/1/2009	833.33	3.000%	425.52	1,258.86	19.17	0.00	1,278.02	109,166.67

Kentucky Infrastructure Authority

MONTHLY PAYMENT SCHEDULE

East Pendleton Water District

C97-01

Loan Amount

155,000.00

Payment Date	Principal	Coupon	Interest	Debt Service	Service Fee	Sinking Fund	Net Total Payment	Principal Balance Remaining
2/1/2009	833.33	3.000%	425.52	1,258.86	19.17	0.00	1,278.02	108,333.33
3/1/2009	833.33	3.000%	425.52	1,258.86	19.17	0.00	1,278.02	107,500.00
4/1/2009	833.33	3.000%	425.52	1,258.86	19.17	0.00	1,278.02	106,666.67
5/1/2009	833.33	3.000%	425.52	1,258.86	19.17	0.00	1,278.02	105,833.33
6/1/2009	833.33	3.000%	425.52	1,258.86	19.17	0.00	1,278.02	105,000.00
7/1/2009	833.33	3.500%	400.52	1,233.86	17.50	0.00	1,251.36	104,166.67
8/1/2009	833.33	3.500%	400.52	1,233.86	17.50	0.00	1,251.36	103,333.33
9/1/2009	833.33	3.500%	400.52	1,233.86	17.50	0.00	1,251.36	102,500.00
10/1/2009	833.33	3.500%	400.52	1,233.86	17.50	0.00	1,251.36	101,666.67
11/1/2009	833.33	3.500%	400.52	1,233.86	17.50	0.00	1,251.36	100,833.33
12/1/2009	833.33	3.500%	400.52	1,233.86	17.50	0.00	1,251.36	100,000.00
1/1/2010	833.33	3.500%	400.52	1,233.86	17.50	0.00	1,251.36	99,166.67
2/1/2010	833.33	3.500%	400.52	1,233.86	17.50	0.00	1,251.36	98,333.33
3/1/2010	833.33	3.500%	400.52	1,233.86	17.50	0.00	1,251.36	97,500.00
4/1/2010	833.33	3.500%	400.52	1,233.86	17.50	0.00	1,251.36	96,666.67
5/1/2010	833.33	3.500%	400.52	1,233.86	17.50	0.00	1,251.36	95,833.33
6/1/2010	833.33	3.500%	400.52	1,233.86	17.50	0.00	1,251.36	95,000.00
7/1/2010	833.33	3.750%	371.36	1,204.69	15.83	0.00	1,220.52	94,166.67
8/1/2010	833.33	3.750%	371.36	1,204.69	15.83	0.00	1,220.52	93,333.33
9/1/2010	833.33	3.750%	371.36	1,204.69	15.83	0.00	1,220.52	92,500.00
10/1/2010	833.33	3.750%	371.36	1,204.69	15.83	0.00	1,220.52	91,666.67
11/1/2010	833.33	3.750%	371.36	1,204.69	15.83	0.00	1,220.52	90,833.33
12/1/2010	833.33	3.750%	371.36	1,204.69	15.83	0.00	1,220.52	90,000.00
1/1/2011	833.33	3.750%	371.36	1,204.69	15.83	0.00	1,220.52	89,166.67
2/1/2011	833.33	3.750%	371.36	1,204.69	15.83	0.00	1,220.52	88,333.33
3/1/2011	833.33	3.750%	371.36	1,204.69	15.83	0.00	1,220.52	87,500.00
4/1/2011	833.33	3.750%	371.36	1,204.69	15.83	0.00	1,220.52	86,666.67
5/1/2011	833.33	3.750%	371.36	1,204.69	15.83	0.00	1,220.52	85,833.33
6/1/2011	833.33	3.750%	371.36	1,204.69	15.83	0.00	1,220.52	85,000.00
7/1/2011	833.33	5.000%	340.11	1,173.44	14.17	0.00	1,187.61	84,166.67
8/1/2011	833.33	5.000%	340.11	1,173.44	14.17	0.00	1,187.61	83,333.33
9/1/2011	833.33	5.000%	340.11	1,173.44	14.17	0.00	1,187.61	82,500.00
10/1/2011	833.33	5.000%	340.11	1,173.44	14.17	0.00	1,187.61	81,666.67
11/1/2011	833.33	5.000%	340.11	1,173.44	14.17	0.00	1,187.61	80,833.33
12/1/2011	833.33	5.000%	340.11	1,173.44	14.17	0.00	1,187.61	80,000.00
1/1/2012	833.33	5.000%	340.11	1,173.44	14.17	0.00	1,187.61	79,166.67
2/1/2012	833.33	5.000%	340.11	1,173.44	14.17	0.00	1,187.61	78,333.33
3/1/2012	833.33	5.000%	340.11	1,173.44	14.17	0.00	1,187.61	77,500.00
4/1/2012	833.33	5.000%	340.11	1,173.44	14.17	0.00	1,187.61	76,666.67
5/1/2012	833.33	5.000%	340.11	1,173.44	14.17	0.00	1,187.61	75,833.33
6/1/2012	833.33	5.000%	340.11	1,173.44	14.17	0.00	1,187.61	75,000.00
7/1/2012	1,250.00	5.250%	298.44	1,548.44	12.50	-45.73	1,515.21	73,750.00
8/1/2012	1,250.00	5.250%	298.44	1,548.44	12.50	-45.73	1,515.21	72,500.00
9/1/2012	1,250.00	5.250%	298.44	1,548.44	12.50	-45.73	1,515.21	71,250.00
10/1/2012	1,250.00	5.250%	298.44	1,548.44	12.50	-45.73	1,515.21	70,000.00
11/1/2012	1,250.00	5.250%	298.44	1,548.44	12.50	-45.73	1,515.21	68,750.00
12/1/2012	1,250.00	5.250%	298.44	1,548.44	12.50	-45.73	1,515.21	67,500.00
1/1/2013	1,250.00	5.250%	298.44	1,548.44	12.50	-45.73	1,515.21	66,250.00
2/1/2013	1,250.00	5.250%	298.44	1,548.44	12.50	-45.73	1,515.21	65,000.00
3/1/2013	1,250.00	5.250%	298.44	1,548.44	12.50	-45.73	1,515.21	63,750.00
4/1/2013	1,250.00	5.250%	298.44	1,548.44	12.50	-45.73	1,515.21	62,500.00
5/1/2013	1,250.00	5.250%	298.44	1,548.44	12.50	-45.73	1,515.21	61,250.00
6/1/2013	1,250.00	5.250%	298.44	1,548.44	12.50	-45.73	1,515.21	60,000.00

Kentucky Infrastructure Authority

MONTHLY PAYMENT SCHEDULE

East Pendleton Water District

Loan Amount 155,000.00

C97-01

Payment Date	Principal	Coupon	Interest	Debt Service	Service Fee	Sinking Fund	Net Total Payment	Principal Balance Remaining
7/1/2013	1,250.00	5.250%	232.81	1,482.81	10.00	0.00	1,492.81	58,750.00
8/1/2013	1,250.00	5.250%	232.81	1,482.81	10.00	0.00	1,492.81	57,500.00
9/1/2013	1,250.00	5.250%	232.81	1,482.81	10.00	0.00	1,492.81	56,250.00
10/1/2013	1,250.00	5.250%	232.81	1,482.81	10.00	0.00	1,492.81	55,000.00
11/1/2013	1,250.00	5.250%	232.81	1,482.81	10.00	0.00	1,492.81	53,750.00
12/1/2013	1,250.00	5.250%	232.81	1,482.81	10.00	0.00	1,492.81	52,500.00
1/1/2014	1,250.00	5.250%	232.81	1,482.81	10.00	0.00	1,492.81	51,250.00
2/1/2014	1,250.00	5.250%	232.81	1,482.81	10.00	0.00	1,492.81	50,000.00
3/1/2014	1,250.00	5.250%	232.81	1,482.81	10.00	0.00	1,492.81	48,750.00
4/1/2014	1,250.00	5.250%	232.81	1,482.81	10.00	0.00	1,492.81	47,500.00
5/1/2014	1,250.00	5.250%	232.81	1,482.81	10.00	0.00	1,492.81	46,250.00
6/1/2014	1,250.00	5.250%	232.81	1,482.81	10.00	0.00	1,492.81	45,000.00
7/1/2014	1,250.00	4.000%	167.19	1,417.19	7.50	0.00	1,424.69	43,750.00
8/1/2014	1,250.00	4.000%	167.19	1,417.19	7.50	0.00	1,424.69	42,500.00
9/1/2014	1,250.00	4.000%	167.19	1,417.19	7.50	0.00	1,424.69	41,250.00
10/1/2014	1,250.00	4.000%	167.19	1,417.19	7.50	0.00	1,424.69	40,000.00
11/1/2014	1,250.00	4.000%	167.19	1,417.19	7.50	0.00	1,424.69	38,750.00
12/1/2014	1,250.00	4.000%	167.19	1,417.19	7.50	0.00	1,424.69	37,500.00
1/1/2015	1,250.00	4.000%	167.19	1,417.19	7.50	0.00	1,424.69	36,250.00
2/1/2015	1,250.00	4.000%	167.19	1,417.19	7.50	0.00	1,424.69	35,000.00
3/1/2015	1,250.00	4.000%	167.19	1,417.19	7.50	0.00	1,424.69	33,750.00
4/1/2015	1,250.00	4.000%	167.19	1,417.19	7.50	0.00	1,424.69	32,500.00
5/1/2015	1,250.00	4.000%	167.19	1,417.19	7.50	0.00	1,424.69	31,250.00
6/1/2015	1,250.00	4.000%	167.19	1,417.19	7.50	0.00	1,424.69	30,000.00
7/1/2015	1,250.00	4.125%	117.19	1,367.19	5.00	0.00	1,372.19	28,750.00
8/1/2015	1,250.00	4.125%	117.19	1,367.19	5.00	0.00	1,372.19	27,500.00
9/1/2015	1,250.00	4.125%	117.19	1,367.19	5.00	0.00	1,372.19	26,250.00
10/1/2015	1,250.00	4.125%	117.19	1,367.19	5.00	0.00	1,372.19	25,000.00
11/1/2015	1,250.00	4.125%	117.19	1,367.19	5.00	0.00	1,372.19	23,750.00
12/1/2015	1,250.00	4.125%	117.19	1,367.19	5.00	0.00	1,372.19	22,500.00
1/1/2016	1,250.00	4.125%	117.19	1,367.19	5.00	0.00	1,372.19	21,250.00
2/1/2016	1,250.00	4.125%	117.19	1,367.19	5.00	0.00	1,372.19	20,000.00
3/1/2016	1,250.00	4.125%	117.19	1,367.19	5.00	0.00	1,372.19	18,750.00
4/1/2016	1,250.00	4.125%	117.19	1,367.19	5.00	0.00	1,372.19	17,500.00
5/1/2016	1,250.00	4.125%	117.19	1,367.19	5.00	0.00	1,372.19	16,250.00
6/1/2016	1,250.00	4.125%	117.19	1,367.19	5.00	0.00	1,372.19	15,000.00
7/1/2016	1,250.00	5.250%	65.63	1,315.63	2.50	-171.35	1,146.77	13,750.00
8/1/2016	1,250.00	5.250%	65.63	1,315.63	2.50	-171.35	1,146.77	12,500.00
9/1/2016	1,250.00	5.250%	65.63	1,315.63	2.50	-171.35	1,146.77	11,250.00
10/1/2016	1,250.00	5.250%	65.63	1,315.63	2.50	-171.35	1,146.77	10,000.00
11/1/2016	1,250.00	5.250%	65.63	1,315.63	2.50	-171.35	1,146.77	8,750.00
12/1/2016	1,250.00	5.250%	65.63	1,315.63	2.50	-171.35	1,146.77	7,500.00
1/1/2017	1,250.00	5.250%	65.63	1,315.63	2.50	-171.35	1,146.77	6,250.00
2/1/2017	1,250.00	5.250%	65.63	1,315.63	2.50	-171.35	1,146.77	5,000.00
3/1/2017	1,250.00	5.250%	65.63	1,315.63	2.50	-171.35	1,146.77	3,750.00
4/1/2017	1,250.00	5.250%	65.63	1,315.63	2.50	-171.35	1,146.77	2,500.00
5/1/2017	1,250.00	5.250%	65.63	1,315.63	2.50	-171.35	1,146.77	1,250.00
6/1/2017	1,250.00	5.250%	65.63	1,315.63	2.50	-171.35	1,146.77	0.00
TOTAL	155,000.00		52,184.46	207,184.46	2,370.00	-2,605.00	206,949.46	

POWER OF ATTORNEY AND AFFIDAVIT

The Affiant, Michael L. Bell, being duly sworn, states that:

- 1. Affiant is Chairman of Hardin County Water District No. 2;
- 2. Affiant has read the Application;
- 3. The contents of the Application that relate to Hardin County Water District No. 2 are accurate and correct;
- 4. Affiant, on behalf of Hardin County Water District No. 2

hereby appoints the Kentucky Infrastructure Authority to be its Attorney in Fact to apply to and obtain from the Public Service Commission of Kentucky for all authorizations necessary for Hardin County Water District No. 2 to enter into a supplemental or amended loan agreement with the Kentucky Infrastructure Authority to implement revisions to the existing loan agreements that are the subject of this Application.

Michael L. Bell

COMMONWEALTH OF KENTUCKY)
) ss
COUNTY OF Hardin)

SUBSCRIBED, SWORN TO AND ACKNOWLEDGED before me by _____

Michael L. Bell, Chairman of Hardin County Water District No. 2, on this 27 day of July, 2004.

Benny Seawitt
Notary Public

My Commission expires: June 3, 2007

Kentucky Infrastructure Authority

MONTHLY PAYMENT SCHEDULE

Hardin County Water District 2

C89-60

Loan Amount


160,000.00

Payment Date	Principal	Coupon	Interest	Debt Service	Service Fee	Sinking Fund	Net Total Payment	Principal Balance Remaining
9/1/2004	4,000.00	2.250%	524.50	4,524.50	32.00	0.00	4,556.50	156,000.00
10/1/2004	4,000.00	2.250%	524.50	4,524.50	32.00	0.00	4,556.50	152,000.00
11/1/2004	4,000.00	2.250%	524.50	4,524.50	32.00	0.00	4,556.50	148,000.00
12/1/2004	4,000.00	2.250%	524.50	4,524.50	32.00	0.00	4,556.50	144,000.00
1/1/2005	4,000.00	2.250%	524.50	4,524.50	32.00	0.00	4,556.50	140,000.00
2/1/2005	4,000.00	2.250%	524.50	4,524.50	32.00	0.00	4,556.50	136,000.00
3/1/2005	4,000.00	2.250%	524.50	4,524.50	32.00	0.00	4,556.50	132,000.00
4/1/2005	4,000.00	2.250%	524.50	4,524.50	32.00	0.00	4,556.50	128,000.00
5/1/2005	4,000.00	2.250%	524.50	4,524.50	32.00	0.00	4,556.50	124,000.00
6/1/2005	4,000.00	2.250%	524.50	4,524.50	32.00	0.00	4,556.50	120,000.00
7/1/2005	3,333.33	3.160%	359.67	3,693.00	20.00	0.00	3,713.00	116,666.67
8/1/2005	3,333.33	3.160%	359.67	3,693.00	20.00	0.00	3,713.00	113,333.33
9/1/2005	3,333.33	3.160%	359.67	3,693.00	20.00	0.00	3,713.00	110,000.00
10/1/2005	3,333.33	3.160%	359.67	3,693.00	20.00	0.00	3,713.00	106,666.67
11/1/2005	3,333.33	3.160%	359.67	3,693.00	20.00	0.00	3,713.00	103,333.33
12/1/2005	3,333.33	3.160%	359.67	3,693.00	20.00	0.00	3,713.00	100,000.00
1/1/2006	3,333.33	3.160%	359.67	3,693.00	20.00	0.00	3,713.00	96,666.67
2/1/2006	3,333.33	3.160%	359.67	3,693.00	20.00	0.00	3,713.00	93,333.33
3/1/2006	3,333.33	3.160%	359.67	3,693.00	20.00	0.00	3,713.00	90,000.00
4/1/2006	3,333.33	3.160%	359.67	3,693.00	20.00	0.00	3,713.00	86,666.67
5/1/2006	3,333.33	3.160%	359.67	3,693.00	20.00	0.00	3,713.00	83,333.33
6/1/2006	3,333.33	3.160%	359.67	3,693.00	20.00	0.00	3,713.00	80,000.00
7/1/2006	3,333.33	3.590%	254.33	3,587.67	13.33	0.00	3,601.00	76,666.67
8/1/2006	3,333.33	3.590%	254.33	3,587.67	13.33	0.00	3,601.00	73,333.33
9/1/2006	3,333.33	3.590%	254.33	3,587.67	13.33	0.00	3,601.00	70,000.00
10/1/2006	3,333.33	3.590%	254.33	3,587.67	13.33	0.00	3,601.00	66,666.67
11/1/2006	3,333.33	3.590%	254.33	3,587.67	13.33	0.00	3,601.00	63,333.33
12/1/2006	3,333.33	3.590%	254.33	3,587.67	13.33	0.00	3,601.00	60,000.00
1/1/2007	3,333.33	3.590%	254.33	3,587.67	13.33	0.00	3,601.00	56,666.67
2/1/2007	3,333.33	3.590%	254.33	3,587.67	13.33	0.00	3,601.00	53,333.33
3/1/2007	3,333.33	3.590%	254.33	3,587.67	13.33	0.00	3,601.00	50,000.00
4/1/2007	3,333.33	3.590%	254.33	3,587.67	13.33	0.00	3,601.00	46,666.67
5/1/2007	3,333.33	3.590%	254.33	3,587.67	13.33	0.00	3,601.00	43,333.33
6/1/2007	3,333.33	3.590%	254.33	3,587.67	13.33	0.00	3,601.00	40,000.00
7/1/2007	3,333.33	4.040%	134.67	3,468.00	6.67	-562.99	2,911.68	36,666.67
8/1/2007	3,333.33	4.040%	134.67	3,468.00	6.67	-562.99	2,911.68	33,333.33
9/1/2007	3,333.33	4.040%	134.67	3,468.00	6.67	-562.99	2,911.68	30,000.00
10/1/2007	3,333.33	4.040%	134.67	3,468.00	6.67	-562.99	2,911.68	26,666.67
11/1/2007	3,333.33	4.040%	134.67	3,468.00	6.67	-562.99	2,911.68	23,333.33
12/1/2007	3,333.33	4.040%	134.67	3,468.00	6.67	-562.99	2,911.68	20,000.00
1/1/2008	3,333.33	4.040%	134.67	3,468.00	6.67	-562.99	2,911.68	16,666.67
2/1/2008	3,333.33	4.040%	134.67	3,468.00	6.67	-562.99	2,911.68	13,333.33
3/1/2008	3,333.33	4.040%	134.67	3,468.00	6.67	-562.99	2,911.68	10,000.00
4/1/2008	3,333.33	4.040%	134.67	3,468.00	6.67	-562.99	2,911.68	6,666.67
5/1/2008	3,333.33	4.040%	134.67	3,468.00	6.67	-562.99	2,911.68	3,333.33
6/1/2008	3,333.33	4.040%	134.67	3,468.00	6.67	-562.99	2,911.68	0.00
TOTAL	160,000.00		14,228.98	174,228.98	800.00	-6,755.88	168,273.10	

**POWER OF ATTORNEY AND
AFFIDAVIT**

The Affiant, **David C. House**, being duly sworn, states
That:

1. Affiant is **Chairman of Henderson County Water District**;
2. Affiant has read the application;
3. The contents of the Application that relate to **Henderson County Water District** are accurate and correct;
4. Affiant, on behalf of **Henderson County Water District** hereby appoints the Kentucky Infrastructure Authority to be its Attorney in Fact to apply to and obtain from the Public Service Commission of Kentucky for all authorizations necessary for **Henderson County Water District** to enter into a supplemental or amended loan agreement with the Kentucky Infrastructure Authority to implement revisions to the existing loan agreements that are the subject of this Application.

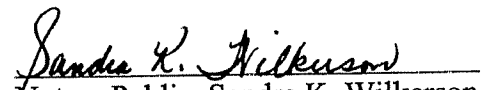


 David C. House, Chairman

COMMONWEALTH OF KENTUCKY

COUNTY OF **HENDERSON**

SUBSCRIBED, SWORN TO AND ACKNOWLEDGED before me by **David C. House**, Chairman of **Henderson County Water District**, on this **28th** day of July, 2004.



 Notary Public, Sandra K. Wilkerson

My Commission expires: **10/21/2006**

Kentucky Infrastructure Authority

MONTHLY PAYMENT SCHEDULE

Henderson County Water District

Loan Amount 235,000.00

C91-05

Payment Date	Principal	Coupon	Interest	Debt Service	Service Fee	Sinking Fund	Net Total Payment	Principal Balance Remaining
9/1/2004	3,000.00	2.250%	917.07	3,917.07	47.00	0.00	3,964.07	232,000.00
10/1/2004	3,000.00	2.250%	917.07	3,917.07	47.00	0.00	3,964.07	229,000.00
11/1/2004	3,000.00	2.250%	917.07	3,917.07	47.00	0.00	3,964.07	226,000.00
12/1/2004	3,000.00	2.250%	917.07	3,917.07	47.00	0.00	3,964.07	223,000.00
1/1/2005	3,000.00	2.250%	917.07	3,917.07	47.00	0.00	3,964.07	220,000.00
2/1/2005	3,000.00	2.250%	917.07	3,917.07	47.00	0.00	3,964.07	217,000.00
3/1/2005	3,000.00	2.250%	917.07	3,917.07	47.00	0.00	3,964.07	214,000.00
4/1/2005	3,000.00	2.250%	917.07	3,917.07	47.00	0.00	3,964.07	211,000.00
5/1/2005	3,000.00	2.250%	917.07	3,917.07	47.00	0.00	3,964.07	208,000.00
6/1/2005	3,000.00	2.250%	917.07	3,917.07	47.00	0.00	3,964.07	205,000.00
7/1/2005	2,500.00	3.160%	703.75	3,203.75	34.17	0.00	3,237.92	202,500.00
8/1/2005	2,500.00	3.160%	703.75	3,203.75	34.17	0.00	3,237.92	200,000.00
9/1/2005	2,500.00	3.160%	703.75	3,203.75	34.17	0.00	3,237.92	197,500.00
10/1/2005	2,500.00	3.160%	703.75	3,203.75	34.17	0.00	3,237.92	195,000.00
11/1/2005	2,500.00	3.160%	703.75	3,203.75	34.17	0.00	3,237.92	192,500.00
12/1/2005	2,500.00	3.160%	703.75	3,203.75	34.17	0.00	3,237.92	190,000.00
1/1/2006	2,500.00	3.160%	703.75	3,203.75	34.17	0.00	3,237.92	187,500.00
2/1/2006	2,500.00	3.160%	703.75	3,203.75	34.17	0.00	3,237.92	185,000.00
3/1/2006	2,500.00	3.160%	703.75	3,203.75	34.17	0.00	3,237.92	182,500.00
4/1/2006	2,500.00	3.160%	703.75	3,203.75	34.17	0.00	3,237.92	180,000.00
5/1/2006	2,500.00	3.160%	703.75	3,203.75	34.17	0.00	3,237.92	177,500.00
6/1/2006	2,500.00	3.160%	703.75	3,203.75	34.17	0.00	3,237.92	175,000.00
7/1/2006	2,916.67	3.590%	624.75	3,541.42	29.17	0.00	3,570.58	172,083.33
8/1/2006	2,916.67	3.590%	624.75	3,541.42	29.17	0.00	3,570.58	169,166.67
9/1/2006	2,916.67	3.590%	624.75	3,541.42	29.17	0.00	3,570.58	166,250.00
10/1/2006	2,916.67	3.590%	624.75	3,541.42	29.17	0.00	3,570.58	163,333.33
11/1/2006	2,916.67	3.590%	624.75	3,541.42	29.17	0.00	3,570.58	160,416.67
12/1/2006	2,916.67	3.590%	624.75	3,541.42	29.17	0.00	3,570.58	157,500.00
1/1/2007	2,916.67	3.590%	624.75	3,541.42	29.17	0.00	3,570.58	154,583.33
2/1/2007	2,916.67	3.590%	624.75	3,541.42	29.17	0.00	3,570.58	151,666.67
3/1/2007	2,916.67	3.590%	624.75	3,541.42	29.17	0.00	3,570.58	148,750.00
4/1/2007	2,916.67	3.590%	624.75	3,541.42	29.17	0.00	3,570.58	145,833.33
5/1/2007	2,916.67	3.590%	624.75	3,541.42	29.17	0.00	3,570.58	142,916.67
6/1/2007	2,916.67	3.590%	624.75	3,541.42	29.17	0.00	3,570.58	140,000.00
7/1/2007	2,916.67	4.040%	520.04	3,436.71	23.33	0.00	3,460.04	137,083.33
8/1/2007	2,916.67	4.040%	520.04	3,436.71	23.33	0.00	3,460.04	134,166.67
9/1/2007	2,916.67	4.040%	520.04	3,436.71	23.33	0.00	3,460.04	131,250.00
10/1/2007	2,916.67	4.040%	520.04	3,436.71	23.33	0.00	3,460.04	128,333.33
11/1/2007	2,916.67	4.040%	520.04	3,436.71	23.33	0.00	3,460.04	125,416.67
12/1/2007	2,916.67	4.040%	520.04	3,436.71	23.33	0.00	3,460.04	122,500.00
1/1/2008	2,916.67	4.040%	520.04	3,436.71	23.33	0.00	3,460.04	119,583.33
2/1/2008	2,916.67	4.040%	520.04	3,436.71	23.33	0.00	3,460.04	116,666.67
3/1/2008	2,916.67	4.040%	520.04	3,436.71	23.33	0.00	3,460.04	113,750.00
4/1/2008	2,916.67	4.040%	520.04	3,436.71	23.33	0.00	3,460.04	110,833.33
5/1/2008	2,916.67	4.040%	520.04	3,436.71	23.33	0.00	3,460.04	107,916.67
6/1/2008	2,916.67	4.040%	520.04	3,436.71	23.33	0.00	3,460.04	105,000.00
7/1/2008	2,916.67	4.340%	402.21	3,318.88	17.50	0.00	3,336.38	102,083.33
8/1/2008	2,916.67	4.340%	402.21	3,318.88	17.50	0.00	3,336.38	99,166.67
9/1/2008	2,916.67	4.340%	402.21	3,318.88	17.50	0.00	3,336.38	96,250.00
10/1/2008	2,916.67	4.340%	402.21	3,318.88	17.50	0.00	3,336.38	93,333.33
11/1/2008	2,916.67	4.340%	402.21	3,318.88	17.50	0.00	3,336.38	90,416.67
12/1/2008	2,916.67	4.340%	402.21	3,318.88	17.50	0.00	3,336.38	87,500.00
1/1/2009	2,916.67	4.340%	402.21	3,318.88	17.50	0.00	3,336.38	84,583.33

Kentucky Infrastructure Authority

MONTHLY PAYMENT SCHEDULE

Henderson County Water District

C91-05

Loan Amount

235,000.00

Payment Date	Principal	Coupon	Interest	Debt Service	Service Fee	Sinking Fund	Net Total Payment	Principal Balance Remaining
2/1/2009	2,916.67	4.340%	402.21	3,318.88	17.50	0.00	3,336.38	81,666.67
3/1/2009	2,916.67	4.340%	402.21	3,318.88	17.50	0.00	3,336.38	78,750.00
4/1/2009	2,916.67	4.340%	402.21	3,318.88	17.50	0.00	3,336.38	75,833.33
5/1/2009	2,916.67	4.340%	402.21	3,318.88	17.50	0.00	3,336.38	72,916.67
6/1/2009	2,916.67	4.340%	402.21	3,318.88	17.50	0.00	3,336.38	70,000.00
7/1/2009	2,916.67	4.610%	275.63	3,192.29	11.67	0.00	3,203.96	67,083.33
8/1/2009	2,916.67	4.610%	275.63	3,192.29	11.67	0.00	3,203.96	64,166.67
9/1/2009	2,916.67	4.610%	275.63	3,192.29	11.67	0.00	3,203.96	61,250.00
10/1/2009	2,916.67	4.610%	275.63	3,192.29	11.67	0.00	3,203.96	58,333.33
11/1/2009	2,916.67	4.610%	275.63	3,192.29	11.67	0.00	3,203.96	55,416.67
12/1/2009	2,916.67	4.610%	275.63	3,192.29	11.67	0.00	3,203.96	52,500.00
1/1/2010	2,916.67	4.610%	275.63	3,192.29	11.67	0.00	3,203.96	49,583.33
2/1/2010	2,916.67	4.610%	275.63	3,192.29	11.67	0.00	3,203.96	46,666.67
3/1/2010	2,916.67	4.610%	275.63	3,192.29	11.67	0.00	3,203.96	43,750.00
4/1/2010	2,916.67	4.610%	275.63	3,192.29	11.67	0.00	3,203.96	40,833.33
5/1/2010	2,916.67	4.610%	275.63	3,192.29	11.67	0.00	3,203.96	37,916.67
6/1/2010	2,916.67	4.610%	275.63	3,192.29	11.67	0.00	3,203.96	35,000.00
7/1/2010	2,916.67	4.840%	141.17	3,057.83	5.83	-1,477.57	1,586.10	32,083.33
8/1/2010	2,916.67	4.840%	141.17	3,057.83	5.83	-1,477.57	1,586.10	29,166.67
9/1/2010	2,916.67	4.840%	141.17	3,057.83	5.83	-1,477.57	1,586.10	26,250.00
10/1/2010	2,916.67	4.840%	141.17	3,057.83	5.83	-1,477.57	1,586.10	23,333.33
11/1/2010	2,916.67	4.840%	141.17	3,057.83	5.83	-1,477.57	1,586.10	20,416.67
12/1/2010	2,916.67	4.840%	141.17	3,057.83	5.83	-1,477.57	1,586.10	17,500.00
1/1/2011	2,916.67	4.840%	141.17	3,057.83	5.83	-1,477.57	1,586.10	14,583.33
2/1/2011	2,916.67	4.840%	141.17	3,057.83	5.83	-1,477.57	1,586.10	11,666.67
3/1/2011	2,916.67	4.840%	141.17	3,057.83	5.83	-1,477.57	1,586.10	8,750.00
4/1/2011	2,916.67	4.840%	141.17	3,057.83	5.83	-1,477.57	1,586.10	5,833.33
5/1/2011	2,916.67	4.840%	141.17	3,057.83	5.83	-1,477.57	1,586.10	2,916.67
6/1/2011	2,916.67	4.840%	141.17	3,057.83	5.83	-1,477.57	1,586.10	0.00
TOTAL	235,000.00		41,181.17	276,181.17	1,930.00	-17,730.78	260,380.39	

Kentucky Infrastructure Authority

MONTHLY PAYMENT SCHEDULE

Henderson County Water District

C91-06

Loan Amount

140,000.00

Payment Date	Principal	Coupon	Interest	Debt Service	Service Fee	Sinking Fund	Net Total Payment	Principal Balance Remaining
9/1/2004	2,000.00	2.250%	539.58	2,539.58	28.00	0.00	2,567.58	138,000.00
10/1/2004	2,000.00	2.250%	539.58	2,539.58	28.00	0.00	2,567.58	136,000.00
11/1/2004	2,000.00	2.250%	539.58	2,539.58	28.00	0.00	2,567.58	134,000.00
12/1/2004	2,000.00	2.250%	539.58	2,539.58	28.00	0.00	2,567.58	132,000.00
1/1/2005	2,000.00	2.250%	539.58	2,539.58	28.00	0.00	2,567.58	130,000.00
2/1/2005	2,000.00	2.250%	539.58	2,539.58	28.00	0.00	2,567.58	128,000.00
3/1/2005	2,000.00	2.250%	539.58	2,539.58	28.00	0.00	2,567.58	126,000.00
4/1/2005	2,000.00	2.250%	539.58	2,539.58	28.00	0.00	2,567.58	124,000.00
5/1/2005	2,000.00	2.250%	539.58	2,539.58	28.00	0.00	2,567.58	122,000.00
6/1/2005	2,000.00	2.250%	539.58	2,539.58	28.00	0.00	2,567.58	120,000.00
7/1/2005	1,666.67	3.160%	409.67	2,076.33	20.00	0.00	2,096.33	118,333.33
8/1/2005	1,666.67	3.160%	409.67	2,076.33	20.00	0.00	2,096.33	116,666.67
9/1/2005	1,666.67	3.160%	409.67	2,076.33	20.00	0.00	2,096.33	115,000.00
10/1/2005	1,666.67	3.160%	409.67	2,076.33	20.00	0.00	2,096.33	113,333.33
11/1/2005	1,666.67	3.160%	409.67	2,076.33	20.00	0.00	2,096.33	111,666.67
12/1/2005	1,666.67	3.160%	409.67	2,076.33	20.00	0.00	2,096.33	110,000.00
1/1/2006	1,666.67	3.160%	409.67	2,076.33	20.00	0.00	2,096.33	108,333.33
2/1/2006	1,666.67	3.160%	409.67	2,076.33	20.00	0.00	2,096.33	106,666.67
3/1/2006	1,666.67	3.160%	409.67	2,076.33	20.00	0.00	2,096.33	105,000.00
4/1/2006	1,666.67	3.160%	409.67	2,076.33	20.00	0.00	2,096.33	103,333.33
5/1/2006	1,666.67	3.160%	409.67	2,076.33	20.00	0.00	2,096.33	101,666.67
6/1/2006	1,666.67	3.160%	409.67	2,076.33	20.00	0.00	2,096.33	100,000.00
7/1/2006	1,666.67	3.590%	357.00	2,023.67	16.67	0.00	2,040.33	98,333.33
8/1/2006	1,666.67	3.590%	357.00	2,023.67	16.67	0.00	2,040.33	96,666.67
9/1/2006	1,666.67	3.590%	357.00	2,023.67	16.67	0.00	2,040.33	95,000.00
10/1/2006	1,666.67	3.590%	357.00	2,023.67	16.67	0.00	2,040.33	93,333.33
11/1/2006	1,666.67	3.590%	357.00	2,023.67	16.67	0.00	2,040.33	91,666.67
12/1/2006	1,666.67	3.590%	357.00	2,023.67	16.67	0.00	2,040.33	90,000.00
1/1/2007	1,666.67	3.590%	357.00	2,023.67	16.67	0.00	2,040.33	88,333.33
2/1/2007	1,666.67	3.590%	357.00	2,023.67	16.67	0.00	2,040.33	86,666.67
3/1/2007	1,666.67	3.590%	357.00	2,023.67	16.67	0.00	2,040.33	85,000.00
4/1/2007	1,666.67	3.590%	357.00	2,023.67	16.67	0.00	2,040.33	83,333.33
5/1/2007	1,666.67	3.590%	357.00	2,023.67	16.67	0.00	2,040.33	81,666.67
6/1/2007	1,666.67	3.590%	357.00	2,023.67	16.67	0.00	2,040.33	80,000.00
7/1/2007	1,666.67	4.040%	297.17	1,963.83	13.33	0.00	1,977.17	78,333.33
8/1/2007	1,666.67	4.040%	297.17	1,963.83	13.33	0.00	1,977.17	76,666.67
9/1/2007	1,666.67	4.040%	297.17	1,963.83	13.33	0.00	1,977.17	75,000.00
10/1/2007	1,666.67	4.040%	297.17	1,963.83	13.33	0.00	1,977.17	73,333.33
11/1/2007	1,666.67	4.040%	297.17	1,963.83	13.33	0.00	1,977.17	71,666.67
12/1/2007	1,666.67	4.040%	297.17	1,963.83	13.33	0.00	1,977.17	70,000.00
1/1/2008	1,666.67	4.040%	297.17	1,963.83	13.33	0.00	1,977.17	68,333.33
2/1/2008	1,666.67	4.040%	297.17	1,963.83	13.33	0.00	1,977.17	66,666.67
3/1/2008	1,666.67	4.040%	297.17	1,963.83	13.33	0.00	1,977.17	65,000.00
4/1/2008	1,666.67	4.040%	297.17	1,963.83	13.33	0.00	1,977.17	63,333.33
5/1/2008	1,666.67	4.040%	297.17	1,963.83	13.33	0.00	1,977.17	61,666.67
6/1/2008	1,666.67	4.040%	297.17	1,963.83	13.33	0.00	1,977.17	60,000.00
7/1/2008	1,666.67	4.340%	229.83	1,896.50	10.00	0.00	1,906.50	58,333.33
8/1/2008	1,666.67	4.340%	229.83	1,896.50	10.00	0.00	1,906.50	56,666.67
9/1/2008	1,666.67	4.340%	229.83	1,896.50	10.00	0.00	1,906.50	55,000.00
10/1/2008	1,666.67	4.340%	229.83	1,896.50	10.00	0.00	1,906.50	53,333.33
11/1/2008	1,666.67	4.340%	229.83	1,896.50	10.00	0.00	1,906.50	51,666.67
12/1/2008	1,666.67	4.340%	229.83	1,896.50	10.00	0.00	1,906.50	50,000.00
1/1/2009	1,666.67	4.340%	229.83	1,896.50	10.00	0.00	1,906.50	48,333.33

Kentucky Infrastructure Authority

MONTHLY PAYMENT SCHEDULE

Henderson County Water District

C91-06

Loan Amount

140,000.00

Payment Date	Principal	Coupon	Interest	Debt Service	Service Fee	Sinking Fund	Net Total Payment	Principal Balance Remaining
2/1/2009	1,666.67	4.340%	229.83	1,896.50	10.00	0.00	1,906.50	46,666.67
3/1/2009	1,666.67	4.340%	229.83	1,896.50	10.00	0.00	1,906.50	45,000.00
4/1/2009	1,666.67	4.340%	229.83	1,896.50	10.00	0.00	1,906.50	43,333.33
5/1/2009	1,666.67	4.340%	229.83	1,896.50	10.00	0.00	1,906.50	41,666.67
6/1/2009	1,666.67	4.340%	229.83	1,896.50	10.00	0.00	1,906.50	40,000.00
7/1/2009	1,666.67	4.610%	157.50	1,824.17	6.67	0.00	1,830.83	38,333.33
8/1/2009	1,666.67	4.610%	157.50	1,824.17	6.67	0.00	1,830.83	36,666.67
9/1/2009	1,666.67	4.610%	157.50	1,824.17	6.67	0.00	1,830.83	35,000.00
10/1/2009	1,666.67	4.610%	157.50	1,824.17	6.67	0.00	1,830.83	33,333.33
11/1/2009	1,666.67	4.610%	157.50	1,824.17	6.67	0.00	1,830.83	31,666.67
12/1/2009	1,666.67	4.610%	157.50	1,824.17	6.67	0.00	1,830.83	30,000.00
1/1/2010	1,666.67	4.610%	157.50	1,824.17	6.67	0.00	1,830.83	28,333.33
2/1/2010	1,666.67	4.610%	157.50	1,824.17	6.67	0.00	1,830.83	26,666.67
3/1/2010	1,666.67	4.610%	157.50	1,824.17	6.67	0.00	1,830.83	25,000.00
4/1/2010	1,666.67	4.610%	157.50	1,824.17	6.67	0.00	1,830.83	23,333.33
5/1/2010	1,666.67	4.610%	157.50	1,824.17	6.67	0.00	1,830.83	21,666.67
6/1/2010	1,666.67	4.610%	157.50	1,824.17	6.67	0.00	1,830.83	20,000.00
7/1/2010	1,666.67	4.840%	80.67	1,747.33	3.33	-924.93	825.74	18,333.33
8/1/2010	1,666.67	4.840%	80.67	1,747.33	3.33	-924.93	825.74	16,666.67
9/1/2010	1,666.67	4.840%	80.67	1,747.33	3.33	-924.93	825.74	15,000.00
10/1/2010	1,666.67	4.840%	80.67	1,747.33	3.33	-924.93	825.74	13,333.33
11/1/2010	1,666.67	4.840%	80.67	1,747.33	3.33	-924.93	825.74	11,666.67
12/1/2010	1,666.67	4.840%	80.67	1,747.33	3.33	-924.93	825.74	10,000.00
1/1/2011	1,666.67	4.840%	80.67	1,747.33	3.33	-924.93	825.74	8,333.33
2/1/2011	1,666.67	4.840%	80.67	1,747.33	3.33	-924.93	825.74	6,666.67
3/1/2011	1,666.67	4.840%	80.67	1,747.33	3.33	-924.93	825.74	5,000.00
4/1/2011	1,666.67	4.840%	80.67	1,747.33	3.33	-924.93	825.74	3,333.33
5/1/2011	1,666.67	4.840%	80.67	1,747.33	3.33	-924.93	825.74	1,666.67
6/1/2011	1,666.67	4.840%	80.67	1,747.33	3.33	-924.93	825.74	0.00
TOTAL	140,000.00		23,777.81	163,777.81	1,120.00	-11,099.17	153,798.64	

POWER OF ATTORNEY AND AFFIDAVIT

The Affiant, Don Peck, being duly sworn, states that:

- 1. Affiant is Chairman of Hendron Water District;
- 2. Affiant has read the Application;
- 3. The contents of the Application that relate to Hendron Water District are accurate and correct;
- 4. Affiant, on behalf of Hendron Water District

hereby appoints the Kentucky Infrastructure Authority to be its Attorney in Fact to apply to and obtain from the Public Service Commission of Kentucky for all authorizations necessary for Hendron Water District to enter into a supplemental or amended loan agreement with the Kentucky Infrastructure Authority to implement revisions to the existing loan agreements that are the subject of this Application.

Don E Peck

COMMONWEALTH OF KENTUCKY)
COUNTY OF McCracken) ss

SUBSCRIBED, SWORN TO AND ACKNOWLEDGED before me by _____

Don Peck, Chairman of _____
Hendron Water District, on this 20th day of July, 2004.

Judith Boyzard
Notary Public

My Commission expires: 1-22-05

Kentucky Infrastructure Authority

MONTHLY PAYMENT SCHEDULE

Hendron Water District

C91-12

Loan Amount

300,000.00

Payment Date	Principal	Coupon	Interest	Debt Service	Service Fee	Sinking Fund	Net Total Payment	Principal Balance Remaining
9/1/2004	3,000.00	2.250%	1,264.84	4,264.84	60.00	0.00	4,324.84	297,000.00
10/1/2004	3,000.00	2.250%	1,264.84	4,264.84	60.00	0.00	4,324.84	294,000.00
11/1/2004	3,000.00	2.250%	1,264.84	4,264.84	60.00	0.00	4,324.84	291,000.00
12/1/2004	3,000.00	2.250%	1,264.84	4,264.84	60.00	0.00	4,324.84	288,000.00
1/1/2005	3,000.00	2.250%	1,264.84	4,264.84	60.00	0.00	4,324.84	285,000.00
2/1/2005	3,000.00	2.250%	1,264.84	4,264.84	60.00	0.00	4,324.84	282,000.00
3/1/2005	3,000.00	2.250%	1,264.84	4,264.84	60.00	0.00	4,324.84	279,000.00
4/1/2005	3,000.00	2.250%	1,264.84	4,264.84	60.00	0.00	4,324.84	276,000.00
5/1/2005	3,000.00	2.250%	1,264.84	4,264.84	60.00	0.00	4,324.84	273,000.00
6/1/2005	3,000.00	2.250%	1,264.84	4,264.84	60.00	0.00	4,324.84	270,000.00
7/1/2005	2,500.00	3.160%	991.96	3,491.96	45.00	0.00	3,536.96	267,500.00
8/1/2005	2,500.00	3.160%	991.96	3,491.96	45.00	0.00	3,536.96	265,000.00
9/1/2005	2,500.00	3.160%	991.96	3,491.96	45.00	0.00	3,536.96	262,500.00
10/1/2005	2,500.00	3.160%	991.96	3,491.96	45.00	0.00	3,536.96	260,000.00
11/1/2005	2,500.00	3.160%	991.96	3,491.96	45.00	0.00	3,536.96	257,500.00
12/1/2005	2,500.00	3.160%	991.96	3,491.96	45.00	0.00	3,536.96	255,000.00
1/1/2006	2,500.00	3.160%	991.96	3,491.96	45.00	0.00	3,536.96	252,500.00
2/1/2006	2,500.00	3.160%	991.96	3,491.96	45.00	0.00	3,536.96	250,000.00
3/1/2006	2,500.00	3.160%	991.96	3,491.96	45.00	0.00	3,536.96	247,500.00
4/1/2006	2,500.00	3.160%	991.96	3,491.96	45.00	0.00	3,536.96	245,000.00
5/1/2006	2,500.00	3.160%	991.96	3,491.96	45.00	0.00	3,536.96	242,500.00
6/1/2006	2,500.00	3.160%	991.96	3,491.96	45.00	0.00	3,536.96	240,000.00
7/1/2006	2,500.00	3.590%	912.96	3,412.96	40.00	0.00	3,452.96	237,500.00
8/1/2006	2,500.00	3.590%	912.96	3,412.96	40.00	0.00	3,452.96	235,000.00
9/1/2006	2,500.00	3.590%	912.96	3,412.96	40.00	0.00	3,452.96	232,500.00
10/1/2006	2,500.00	3.590%	912.96	3,412.96	40.00	0.00	3,452.96	230,000.00
11/1/2006	2,500.00	3.590%	912.96	3,412.96	40.00	0.00	3,452.96	227,500.00
12/1/2006	2,500.00	3.590%	912.96	3,412.96	40.00	0.00	3,452.96	225,000.00
1/1/2007	2,500.00	3.590%	912.96	3,412.96	40.00	0.00	3,452.96	222,500.00
2/1/2007	2,500.00	3.590%	912.96	3,412.96	40.00	0.00	3,452.96	220,000.00
3/1/2007	2,500.00	3.590%	912.96	3,412.96	40.00	0.00	3,452.96	217,500.00
4/1/2007	2,500.00	3.590%	912.96	3,412.96	40.00	0.00	3,452.96	215,000.00
5/1/2007	2,500.00	3.590%	912.96	3,412.96	40.00	0.00	3,452.96	212,500.00
6/1/2007	2,500.00	3.590%	912.96	3,412.96	40.00	0.00	3,452.96	210,000.00
7/1/2007	2,500.00	4.040%	823.21	3,323.21	35.00	0.00	3,358.21	207,500.00
8/1/2007	2,500.00	4.040%	823.21	3,323.21	35.00	0.00	3,358.21	205,000.00
9/1/2007	2,500.00	4.040%	823.21	3,323.21	35.00	0.00	3,358.21	202,500.00
10/1/2007	2,500.00	4.040%	823.21	3,323.21	35.00	0.00	3,358.21	200,000.00
11/1/2007	2,500.00	4.040%	823.21	3,323.21	35.00	0.00	3,358.21	197,500.00
12/1/2007	2,500.00	4.040%	823.21	3,323.21	35.00	0.00	3,358.21	195,000.00
1/1/2008	2,500.00	4.040%	823.21	3,323.21	35.00	0.00	3,358.21	192,500.00
2/1/2008	2,500.00	4.040%	823.21	3,323.21	35.00	0.00	3,358.21	190,000.00
3/1/2008	2,500.00	4.040%	823.21	3,323.21	35.00	0.00	3,358.21	187,500.00
4/1/2008	2,500.00	4.040%	823.21	3,323.21	35.00	0.00	3,358.21	185,000.00
5/1/2008	2,500.00	4.040%	823.21	3,323.21	35.00	0.00	3,358.21	182,500.00
6/1/2008	2,500.00	4.040%	823.21	3,323.21	35.00	0.00	3,358.21	180,000.00
7/1/2008	2,916.67	4.340%	722.21	3,638.88	30.00	0.00	3,668.88	177,083.33
8/1/2008	2,916.67	4.340%	722.21	3,638.88	30.00	0.00	3,668.88	174,166.67
9/1/2008	2,916.67	4.340%	722.21	3,638.88	30.00	0.00	3,668.88	171,250.00
10/1/2008	2,916.67	4.340%	722.21	3,638.88	30.00	0.00	3,668.88	168,333.33
11/1/2008	2,916.67	4.340%	722.21	3,638.88	30.00	0.00	3,668.88	165,416.67
12/1/2008	2,916.67	4.340%	722.21	3,638.88	30.00	0.00	3,668.88	162,500.00
1/1/2009	2,916.67	4.340%	722.21	3,638.88	30.00	0.00	3,668.88	159,583.33

Kentucky Infrastructure Authority

MONTHLY PAYMENT SCHEDULE

Hendron Water District

Loan Amount

300,000.00

C91-12

Payment Date	Principal	Coupon	Interest	Debt Service	Service Fee	Sinking Fund	Net Total Payment	Principal Balance Remaining
2/1/2009	2,916.67	4.340%	722.21	3,638.88	30.00	0.00	3,668.88	156,666.67
3/1/2009	2,916.67	4.340%	722.21	3,638.88	30.00	0.00	3,668.88	153,750.00
4/1/2009	2,916.67	4.340%	722.21	3,638.88	30.00	0.00	3,668.88	150,833.33
5/1/2009	2,916.67	4.340%	722.21	3,638.88	30.00	0.00	3,668.88	147,916.67
6/1/2009	2,916.67	4.340%	722.21	3,638.88	30.00	0.00	3,668.88	145,000.00
7/1/2009	2,916.67	4.610%	595.63	3,512.29	24.17	0.00	3,536.46	142,083.33
8/1/2009	2,916.67	4.610%	595.63	3,512.29	24.17	0.00	3,536.46	139,166.67
9/1/2009	2,916.67	4.610%	595.63	3,512.29	24.17	0.00	3,536.46	136,250.00
10/1/2009	2,916.67	4.610%	595.63	3,512.29	24.17	0.00	3,536.46	133,333.33
11/1/2009	2,916.67	4.610%	595.63	3,512.29	24.17	0.00	3,536.46	130,416.67
12/1/2009	2,916.67	4.610%	595.63	3,512.29	24.17	0.00	3,536.46	127,500.00
1/1/2010	2,916.67	4.610%	595.63	3,512.29	24.17	0.00	3,536.46	124,583.33
2/1/2010	2,916.67	4.610%	595.63	3,512.29	24.17	0.00	3,536.46	121,666.67
3/1/2010	2,916.67	4.610%	595.63	3,512.29	24.17	0.00	3,536.46	118,750.00
4/1/2010	2,916.67	4.610%	595.63	3,512.29	24.17	0.00	3,536.46	115,833.33
5/1/2010	2,916.67	4.610%	595.63	3,512.29	24.17	0.00	3,536.46	112,916.67
6/1/2010	2,916.67	4.610%	595.63	3,512.29	24.17	0.00	3,536.46	110,000.00
7/1/2010	2,916.67	4.840%	461.17	3,377.83	18.33	0.00	3,396.17	107,083.33
8/1/2010	2,916.67	4.840%	461.17	3,377.83	18.33	0.00	3,396.17	104,166.67
9/1/2010	2,916.67	4.840%	461.17	3,377.83	18.33	0.00	3,396.17	101,250.00
10/1/2010	2,916.67	4.840%	461.17	3,377.83	18.33	0.00	3,396.17	98,333.33
11/1/2010	2,916.67	4.840%	461.17	3,377.83	18.33	0.00	3,396.17	95,416.67
12/1/2010	2,916.67	4.840%	461.17	3,377.83	18.33	0.00	3,396.17	92,500.00
1/1/2011	2,916.67	4.840%	461.17	3,377.83	18.33	0.00	3,396.17	89,583.33
2/1/2011	2,916.67	4.840%	461.17	3,377.83	18.33	0.00	3,396.17	86,666.67
3/1/2011	2,916.67	4.840%	461.17	3,377.83	18.33	0.00	3,396.17	83,750.00
4/1/2011	2,916.67	4.840%	461.17	3,377.83	18.33	0.00	3,396.17	80,833.33
5/1/2011	2,916.67	4.840%	461.17	3,377.83	18.33	0.00	3,396.17	77,916.67
6/1/2011	2,916.67	4.840%	461.17	3,377.83	18.33	0.00	3,396.17	75,000.00
7/1/2011	2,916.67	5.040%	320.00	3,236.67	12.50	0.00	3,249.17	72,083.33
8/1/2011	2,916.67	5.040%	320.00	3,236.67	12.50	0.00	3,249.17	69,166.67
9/1/2011	2,916.67	5.040%	320.00	3,236.67	12.50	0.00	3,249.17	66,250.00
10/1/2011	2,916.67	5.040%	320.00	3,236.67	12.50	0.00	3,249.17	63,333.33
11/1/2011	2,916.67	5.040%	320.00	3,236.67	12.50	0.00	3,249.17	60,416.67
12/1/2011	2,916.67	5.040%	320.00	3,236.67	12.50	0.00	3,249.17	57,500.00
1/1/2012	2,916.67	5.040%	320.00	3,236.67	12.50	0.00	3,249.17	54,583.33
2/1/2012	2,916.67	5.040%	320.00	3,236.67	12.50	0.00	3,249.17	51,666.67
3/1/2012	2,916.67	5.040%	320.00	3,236.67	12.50	0.00	3,249.17	48,750.00
4/1/2012	2,916.67	5.040%	320.00	3,236.67	12.50	0.00	3,249.17	45,833.33
5/1/2012	2,916.67	5.040%	320.00	3,236.67	12.50	0.00	3,249.17	42,916.67
6/1/2012	2,916.67	5.040%	320.00	3,236.67	12.50	0.00	3,249.17	40,000.00
7/1/2012	3,333.33	5.190%	173.00	3,506.33	6.67	-1,718.94	1,794.07	36,666.67
8/1/2012	3,333.33	5.190%	173.00	3,506.33	6.67	-1,718.94	1,794.07	33,333.33
9/1/2012	3,333.33	5.190%	173.00	3,506.33	6.67	-1,718.94	1,794.07	30,000.00
10/1/2012	3,333.33	5.190%	173.00	3,506.33	6.67	-1,718.94	1,794.07	26,666.67
11/1/2012	3,333.33	5.190%	173.00	3,506.33	6.67	-1,718.94	1,794.07	23,333.33
12/1/2012	3,333.33	5.190%	173.00	3,506.33	6.67	-1,718.94	1,794.07	20,000.00
1/1/2013	3,333.33	5.190%	173.00	3,506.33	6.67	-1,718.94	1,794.07	16,666.67
2/1/2013	3,333.33	5.190%	173.00	3,506.33	6.67	-1,718.94	1,794.07	13,333.33
3/1/2013	3,333.33	5.190%	173.00	3,506.33	6.67	-1,718.94	1,794.07	10,000.00
4/1/2013	3,333.33	5.190%	173.00	3,506.33	6.67	-1,718.94	1,794.07	6,666.67
5/1/2013	3,333.33	5.190%	173.00	3,506.33	6.67	-1,718.94	1,794.07	3,333.33
6/1/2013	3,333.33	5.190%	173.00	3,506.33	6.67	-1,718.94	1,794.07	0.00

Kentucky Infrastructure Authority

MONTHLY PAYMENT SCHEDULE

Hendron Water District

Loan Amount 300,000.00

C91-12

Payment Date	Principal	Coupon	Interest	Debt Service	Service Fee	Sinking Fund	Net Total Payment	Principal Balance Remaining
TOTAL	300,000.00		72,649.88	372,649.88	3,140.00	-20,627.22	355,162.66	

Inez, City of

Loan Amount 140,000.00

C89-13

Payment Date	Principal	Coupon	Interest	Debt Service	Service Fee	Sinking Fund	Net Total Payment	Principal Balance Remaining
9/1/2004	3,500.00	2.250%	458.94	3,958.94	28.00	0.00	3,986.94	136,500.00
10/1/2004	3,500.00	2.250%	458.94	3,958.94	28.00	0.00	3,986.94	133,000.00
11/1/2004	3,500.00	2.250%	458.94	3,958.94	28.00	0.00	3,986.94	129,500.00
12/1/2004	3,500.00	2.250%	458.94	3,958.94	28.00	0.00	3,986.94	126,000.00
1/1/2005	3,500.00	2.250%	458.94	3,958.94	28.00	0.00	3,986.94	122,500.00
2/1/2005	3,500.00	2.250%	458.94	3,958.94	28.00	0.00	3,986.94	119,000.00
3/1/2005	3,500.00	2.250%	458.94	3,958.94	28.00	0.00	3,986.94	115,500.00
4/1/2005	3,500.00	2.250%	458.94	3,958.94	28.00	0.00	3,986.94	112,000.00
5/1/2005	3,500.00	2.250%	458.94	3,958.94	28.00	0.00	3,986.94	108,500.00
6/1/2005	3,500.00	2.250%	458.94	3,958.94	28.00	0.00	3,986.94	105,000.00
7/1/2005	2,916.67	3.160%	314.71	3,231.38	17.50	0.00	3,248.88	102,083.33
8/1/2005	2,916.67	3.160%	314.71	3,231.38	17.50	0.00	3,248.88	99,166.67
9/1/2005	2,916.67	3.160%	314.71	3,231.38	17.50	0.00	3,248.88	96,250.00
10/1/2005	2,916.67	3.160%	314.71	3,231.38	17.50	0.00	3,248.88	93,333.33
11/1/2005	2,916.67	3.160%	314.71	3,231.38	17.50	0.00	3,248.88	90,416.67
12/1/2005	2,916.67	3.160%	314.71	3,231.38	17.50	0.00	3,248.88	87,500.00
1/1/2006	2,916.67	3.160%	314.71	3,231.38	17.50	0.00	3,248.88	84,583.33
2/1/2006	2,916.67	3.160%	314.71	3,231.38	17.50	0.00	3,248.88	81,666.67
3/1/2006	2,916.67	3.160%	314.71	3,231.38	17.50	0.00	3,248.88	78,750.00
4/1/2006	2,916.67	3.160%	314.71	3,231.38	17.50	0.00	3,248.88	75,833.33
5/1/2006	2,916.67	3.160%	314.71	3,231.38	17.50	0.00	3,248.88	72,916.67
6/1/2006	2,916.67	3.160%	314.71	3,231.38	17.50	0.00	3,248.88	70,000.00
7/1/2006	2,916.67	3.590%	222.54	3,139.21	11.67	0.00	3,150.88	67,083.33
8/1/2006	2,916.67	3.590%	222.54	3,139.21	11.67	0.00	3,150.88	64,166.67
9/1/2006	2,916.67	3.590%	222.54	3,139.21	11.67	0.00	3,150.88	61,250.00
10/1/2006	2,916.67	3.590%	222.54	3,139.21	11.67	0.00	3,150.88	58,333.33
11/1/2006	2,916.67	3.590%	222.54	3,139.21	11.67	0.00	3,150.88	55,416.67
12/1/2006	2,916.67	3.590%	222.54	3,139.21	11.67	0.00	3,150.88	52,500.00
1/1/2007	2,916.67	3.590%	222.54	3,139.21	11.67	0.00	3,150.88	49,583.33
2/1/2007	2,916.67	3.590%	222.54	3,139.21	11.67	0.00	3,150.88	46,666.67
3/1/2007	2,916.67	3.590%	222.54	3,139.21	11.67	0.00	3,150.88	43,750.00
4/1/2007	2,916.67	3.590%	222.54	3,139.21	11.67	0.00	3,150.88	40,833.33
5/1/2007	2,916.67	3.590%	222.54	3,139.21	11.67	0.00	3,150.88	37,916.67
6/1/2007	2,916.67	3.590%	222.54	3,139.21	11.67	0.00	3,150.88	35,000.00
7/1/2007	2,916.67	4.040%	117.83	3,034.50	5.83	-247.43	2,792.90	32,083.33
8/1/2007	2,916.67	4.040%	117.83	3,034.50	5.83	-247.43	2,792.90	29,166.67
9/1/2007	2,916.67	4.040%	117.83	3,034.50	5.83	-247.43	2,792.90	26,250.00
10/1/2007	2,916.67	4.040%	117.83	3,034.50	5.83	-247.43	2,792.90	23,333.33
11/1/2007	2,916.67	4.040%	117.83	3,034.50	5.83	-247.43	2,792.90	20,416.67
12/1/2007	2,916.67	4.040%	117.83	3,034.50	5.83	-247.43	2,792.90	17,500.00
1/1/2008	2,916.67	4.040%	117.83	3,034.50	5.83	-247.43	2,792.90	14,583.33
2/1/2008	2,916.67	4.040%	117.83	3,034.50	5.83	-247.43	2,792.90	11,666.67
3/1/2008	2,916.67	4.040%	117.83	3,034.50	5.83	-247.43	2,792.90	8,750.00
4/1/2008	2,916.67	4.040%	117.83	3,034.50	5.83	-247.43	2,792.90	5,833.33
5/1/2008	2,916.67	4.040%	117.83	3,034.50	5.83	-247.43	2,792.90	2,916.67
6/1/2008	2,916.67	4.040%	117.83	3,034.50	5.83	-247.43	2,792.90	0.00
TOTAL	140,000.00		12,450.36	152,450.36	700.00	-2,969.15	150,181.21	

POWER OF ATTORNEY AND AFFIDAVIT

The Affiant, Leon Taylor, being duly sworn, states that:

- 1. Affiant is Chairman of Jessamine South Elkhorn Water District;
- 2. Affiant has read the Application;
- 3. The contents of the Application that relate to Jessamine South Elkhorn Water District are accurate and correct;

4. Affiant, on behalf of Jessamine South Elkhorn Water District hereby appoints the Kentucky Infrastructure Authority to be its Attorney in Fact to apply to and obtain from the Public Service Commission of Kentucky for all authorizations necessary for Jessamine South Elkhorn Water District to enter into a supplemental or amended loan agreement with the Kentucky Infrastructure Authority to implement revisions to the existing loan agreements that are the subject of this Application.

Leon Taylor

COMMONWEALTH OF KENTUCKY)
COUNTY OF Jessamine) ss

SUBSCRIBED, SWORN TO AND ACKNOWLEDGED before me by _____

Leon Taylor, Chairman of Jessamine South Elkhorn Water District, on this 4 day of Aug, 2004.

RECEIVED

2004 AUG -9 A

KENTUCKY INFRASTRUCTURE AUTHORITY

[Signature]
Notary Public

My Commission expires: 12-10-06

Kentucky Infrastructure Authority

MONTHLY PAYMENT SCHEDULE

Jessamine-South Elkhorn Water District

Loan Amount 910,000.00

C91-01

Payment Date	Principal	Coupon	Interest	Debt Service	Service Fee	Sinking Fund	Net Total Payment	Principal Balance Remaining
9/1/2004	8,500.00	2.250%	3,850.42	12,350.42	182.00	0.00	12,532.42	901,500.00
10/1/2004	8,500.00	2.250%	3,850.42	12,350.42	182.00	0.00	12,532.42	893,000.00
11/1/2004	8,500.00	2.250%	3,850.42	12,350.42	182.00	0.00	12,532.42	884,500.00
12/1/2004	8,500.00	2.250%	3,850.42	12,350.42	182.00	0.00	12,532.42	876,000.00
1/1/2005	8,500.00	2.250%	3,850.42	12,350.42	182.00	0.00	12,532.42	867,500.00
2/1/2005	8,500.00	2.250%	3,850.42	12,350.42	182.00	0.00	12,532.42	859,000.00
3/1/2005	8,500.00	2.250%	3,850.42	12,350.42	182.00	0.00	12,532.42	850,500.00
4/1/2005	8,500.00	2.250%	3,850.42	12,350.42	182.00	0.00	12,532.42	842,000.00
5/1/2005	8,500.00	2.250%	3,850.42	12,350.42	182.00	0.00	12,532.42	833,500.00
6/1/2005	8,500.00	2.250%	3,850.42	12,350.42	182.00	0.00	12,532.42	825,000.00
7/1/2005	7,500.00	3.160%	3,031.58	10,531.58	137.50	0.00	10,669.08	817,500.00
8/1/2005	7,500.00	3.160%	3,031.58	10,531.58	137.50	0.00	10,669.08	810,000.00
9/1/2005	7,500.00	3.160%	3,031.58	10,531.58	137.50	0.00	10,669.08	802,500.00
10/1/2005	7,500.00	3.160%	3,031.58	10,531.58	137.50	0.00	10,669.08	795,000.00
11/1/2005	7,500.00	3.160%	3,031.58	10,531.58	137.50	0.00	10,669.08	787,500.00
12/1/2005	7,500.00	3.160%	3,031.58	10,531.58	137.50	0.00	10,669.08	780,000.00
1/1/2006	7,500.00	3.160%	3,031.58	10,531.58	137.50	0.00	10,669.08	772,500.00
2/1/2006	7,500.00	3.160%	3,031.58	10,531.58	137.50	0.00	10,669.08	765,000.00
3/1/2006	7,500.00	3.160%	3,031.58	10,531.58	137.50	0.00	10,669.08	757,500.00
4/1/2006	7,500.00	3.160%	3,031.58	10,531.58	137.50	0.00	10,669.08	750,000.00
5/1/2006	7,500.00	3.160%	3,031.58	10,531.58	137.50	0.00	10,669.08	742,500.00
6/1/2006	7,500.00	3.160%	3,031.58	10,531.58	137.50	0.00	10,669.08	735,000.00
7/1/2006	7,916.67	3.590%	2,794.58	10,711.25	122.50	0.00	10,833.75	727,083.33
8/1/2006	7,916.67	3.590%	2,794.58	10,711.25	122.50	0.00	10,833.75	719,166.67
9/1/2006	7,916.67	3.590%	2,794.58	10,711.25	122.50	0.00	10,833.75	711,250.00
10/1/2006	7,916.67	3.590%	2,794.58	10,711.25	122.50	0.00	10,833.75	703,333.33
11/1/2006	7,916.67	3.590%	2,794.58	10,711.25	122.50	0.00	10,833.75	695,416.67
12/1/2006	7,916.67	3.590%	2,794.58	10,711.25	122.50	0.00	10,833.75	687,500.00
1/1/2007	7,916.67	3.590%	2,794.58	10,711.25	122.50	0.00	10,833.75	679,583.33
2/1/2007	7,916.67	3.590%	2,794.58	10,711.25	122.50	0.00	10,833.75	671,666.67
3/1/2007	7,916.67	3.590%	2,794.58	10,711.25	122.50	0.00	10,833.75	663,750.00
4/1/2007	7,916.67	3.590%	2,794.58	10,711.25	122.50	0.00	10,833.75	655,833.33
5/1/2007	7,916.67	3.590%	2,794.58	10,711.25	122.50	0.00	10,833.75	647,916.67
6/1/2007	7,916.67	3.590%	2,794.58	10,711.25	122.50	0.00	10,833.75	640,000.00
7/1/2007	7,916.67	4.040%	2,510.38	10,427.04	106.67	0.00	10,533.71	632,083.33
8/1/2007	7,916.67	4.040%	2,510.38	10,427.04	106.67	0.00	10,533.71	624,166.67
9/1/2007	7,916.67	4.040%	2,510.38	10,427.04	106.67	0.00	10,533.71	616,250.00
10/1/2007	7,916.67	4.040%	2,510.38	10,427.04	106.67	0.00	10,533.71	608,333.33
11/1/2007	7,916.67	4.040%	2,510.38	10,427.04	106.67	0.00	10,533.71	600,416.67
12/1/2007	7,916.67	4.040%	2,510.38	10,427.04	106.67	0.00	10,533.71	592,500.00
1/1/2008	7,916.67	4.040%	2,510.38	10,427.04	106.67	0.00	10,533.71	584,583.33
2/1/2008	7,916.67	4.040%	2,510.38	10,427.04	106.67	0.00	10,533.71	576,666.67
3/1/2008	7,916.67	4.040%	2,510.38	10,427.04	106.67	0.00	10,533.71	568,750.00
4/1/2008	7,916.67	4.040%	2,510.38	10,427.04	106.67	0.00	10,533.71	560,833.33
5/1/2008	7,916.67	4.040%	2,510.38	10,427.04	106.67	0.00	10,533.71	552,916.67
6/1/2008	7,916.67	4.040%	2,510.38	10,427.04	106.67	0.00	10,533.71	545,000.00
7/1/2008	8,333.33	4.340%	2,190.54	10,523.88	90.83	0.00	10,614.71	536,666.67
8/1/2008	8,333.33	4.340%	2,190.54	10,523.88	90.83	0.00	10,614.71	528,333.33
9/1/2008	8,333.33	4.340%	2,190.54	10,523.88	90.83	0.00	10,614.71	520,000.00
10/1/2008	8,333.33	4.340%	2,190.54	10,523.88	90.83	0.00	10,614.71	511,666.67
11/1/2008	8,333.33	4.340%	2,190.54	10,523.88	90.83	0.00	10,614.71	503,333.33
12/1/2008	8,333.33	4.340%	2,190.54	10,523.88	90.83	0.00	10,614.71	495,000.00
1/1/2009	8,333.33	4.340%	2,190.54	10,523.88	90.83	0.00	10,614.71	486,666.67

Kentucky Infrastructure Authority

MONTHLY PAYMENT SCHEDULE

Jessamine-South Elkhorn Water District

Loan Amount

910,000.00

C91-01

Payment Date	Principal	Coupon	Interest	Debt Service	Service Fee	Sinking Fund	Net Total Payment	Principal Balance Remaining
2/1/2009	8,333.33	4.340%	2,190.54	10,523.88	90.83	0.00	10,614.71	478,333.33
3/1/2009	8,333.33	4.340%	2,190.54	10,523.88	90.83	0.00	10,614.71	470,000.00
4/1/2009	8,333.33	4.340%	2,190.54	10,523.88	90.83	0.00	10,614.71	461,666.67
5/1/2009	8,333.33	4.340%	2,190.54	10,523.88	90.83	0.00	10,614.71	453,333.33
6/1/2009	8,333.33	4.340%	2,190.54	10,523.88	90.83	0.00	10,614.71	445,000.00
7/1/2009	8,750.00	4.610%	1,828.88	10,578.88	74.17	0.00	10,653.04	436,250.00
8/1/2009	8,750.00	4.610%	1,828.88	10,578.88	74.17	0.00	10,653.04	427,500.00
9/1/2009	8,750.00	4.610%	1,828.88	10,578.88	74.17	0.00	10,653.04	418,750.00
10/1/2009	8,750.00	4.610%	1,828.88	10,578.88	74.17	0.00	10,653.04	410,000.00
11/1/2009	8,750.00	4.610%	1,828.88	10,578.88	74.17	0.00	10,653.04	401,250.00
12/1/2009	8,750.00	4.610%	1,828.88	10,578.88	74.17	0.00	10,653.04	392,500.00
1/1/2010	8,750.00	4.610%	1,828.88	10,578.88	74.17	0.00	10,653.04	383,750.00
2/1/2010	8,750.00	4.610%	1,828.88	10,578.88	74.17	0.00	10,653.04	375,000.00
3/1/2010	8,750.00	4.610%	1,828.88	10,578.88	74.17	0.00	10,653.04	366,250.00
4/1/2010	8,750.00	4.610%	1,828.88	10,578.88	74.17	0.00	10,653.04	357,500.00
5/1/2010	8,750.00	4.610%	1,828.88	10,578.88	74.17	0.00	10,653.04	348,750.00
6/1/2010	8,750.00	4.610%	1,828.88	10,578.88	74.17	0.00	10,653.04	340,000.00
7/1/2010	8,750.00	4.840%	1,425.50	10,175.50	56.67	0.00	10,232.17	331,250.00
8/1/2010	8,750.00	4.840%	1,425.50	10,175.50	56.67	0.00	10,232.17	322,500.00
9/1/2010	8,750.00	4.840%	1,425.50	10,175.50	56.67	0.00	10,232.17	313,750.00
10/1/2010	8,750.00	4.840%	1,425.50	10,175.50	56.67	0.00	10,232.17	305,000.00
11/1/2010	8,750.00	4.840%	1,425.50	10,175.50	56.67	0.00	10,232.17	296,250.00
12/1/2010	8,750.00	4.840%	1,425.50	10,175.50	56.67	0.00	10,232.17	287,500.00
1/1/2011	8,750.00	4.840%	1,425.50	10,175.50	56.67	0.00	10,232.17	278,750.00
2/1/2011	8,750.00	4.840%	1,425.50	10,175.50	56.67	0.00	10,232.17	270,000.00
3/1/2011	8,750.00	4.840%	1,425.50	10,175.50	56.67	0.00	10,232.17	261,250.00
4/1/2011	8,750.00	4.840%	1,425.50	10,175.50	56.67	0.00	10,232.17	252,500.00
5/1/2011	8,750.00	4.840%	1,425.50	10,175.50	56.67	0.00	10,232.17	243,750.00
6/1/2011	8,750.00	4.840%	1,425.50	10,175.50	56.67	0.00	10,232.17	235,000.00
7/1/2011	9,583.33	5.040%	1,002.00	10,585.33	39.17	0.00	10,624.50	225,416.67
8/1/2011	9,583.33	5.040%	1,002.00	10,585.33	39.17	0.00	10,624.50	215,833.33
9/1/2011	9,583.33	5.040%	1,002.00	10,585.33	39.17	0.00	10,624.50	206,250.00
10/1/2011	9,583.33	5.040%	1,002.00	10,585.33	39.17	0.00	10,624.50	196,666.67
11/1/2011	9,583.33	5.040%	1,002.00	10,585.33	39.17	0.00	10,624.50	187,083.33
12/1/2011	9,583.33	5.040%	1,002.00	10,585.33	39.17	0.00	10,624.50	177,500.00
1/1/2012	9,583.33	5.040%	1,002.00	10,585.33	39.17	0.00	10,624.50	167,916.67
2/1/2012	9,583.33	5.040%	1,002.00	10,585.33	39.17	0.00	10,624.50	158,333.33
3/1/2012	9,583.33	5.040%	1,002.00	10,585.33	39.17	0.00	10,624.50	148,750.00
4/1/2012	9,583.33	5.040%	1,002.00	10,585.33	39.17	0.00	10,624.50	139,166.67
5/1/2012	9,583.33	5.040%	1,002.00	10,585.33	39.17	0.00	10,624.50	129,583.33
6/1/2012	9,583.33	5.040%	1,002.00	10,585.33	39.17	0.00	10,624.50	120,000.00
7/1/2012	10,000.00	5.190%	519.00	10,519.00	20.00	-4,747.48	5,791.52	110,000.00
8/1/2012	10,000.00	5.190%	519.00	10,519.00	20.00	-4,747.48	5,791.52	100,000.00
9/1/2012	10,000.00	5.190%	519.00	10,519.00	20.00	-4,747.48	5,791.52	90,000.00
10/1/2012	10,000.00	5.190%	519.00	10,519.00	20.00	-4,747.48	5,791.52	80,000.00
11/1/2012	10,000.00	5.190%	519.00	10,519.00	20.00	-4,747.48	5,791.52	70,000.00
12/1/2012	10,000.00	5.190%	519.00	10,519.00	20.00	-4,747.48	5,791.52	60,000.00
1/1/2013	10,000.00	5.190%	519.00	10,519.00	20.00	-4,747.48	5,791.52	50,000.00
2/1/2013	10,000.00	5.190%	519.00	10,519.00	20.00	-4,747.48	5,791.52	40,000.00
3/1/2013	10,000.00	5.190%	519.00	10,519.00	20.00	-4,747.48	5,791.52	30,000.00
4/1/2013	10,000.00	5.190%	519.00	10,519.00	20.00	-4,747.48	5,791.52	20,000.00
5/1/2013	10,000.00	5.190%	519.00	10,519.00	20.00	-4,747.48	5,791.52	10,000.00
6/1/2013	10,000.00	5.190%	519.00	10,519.00	20.00	-4,747.48	5,791.52	0.00

Kentucky Infrastructure Authority

MONTHLY PAYMENT SCHEDULE

Jessamine-South Elkhorn Water District

C91-01

Loan Amount 910,000.00

Principal
Balance
Remaining

Payment Date	Principal	Coupon	Interest	Debt Service	Service Fee	Sinking Fund	Net Total Payment	Principal Balance Remaining
TOTAL	910,000.00		222,133.73	1,132,133.73	9,590.00	-56,969.73	1,084,754.00	
								Loan Amount 35,000.00
TOTAL	35,000.00		791.88	35,791.88	70.00	-1,954.45	33,907.43	

Payment Date	Principal	Coupon	Interest	Debt Service	Service Fee	Sinking Fund	Net Total Payment	Principal Balance Remaining
9/1/2004	3,500.00	2.250%	79.19	3,579.19	7.00	0.00	3,390.74	31,500.00
10/1/2004	3,500.00	2.250%	79.19	3,579.19	7.00	0.00	3,390.74	28,000.00
11/1/2004	3,500.00	2.250%	79.19	3,579.19	7.00	0.00	3,390.74	24,500.00
12/1/2004	3,500.00	2.250%	79.19	3,579.19	7.00	0.00	3,390.74	21,000.00
1/1/2005	3,500.00	2.250%	79.19	3,579.19	7.00	0.00	3,390.74	17,500.00
2/1/2005	3,500.00	2.250%	79.19	3,579.19	7.00	0.00	3,390.74	14,000.00
3/1/2005	3,500.00	2.250%	79.19	3,579.19	7.00	0.00	3,390.74	10,500.00
4/1/2005	3,500.00	2.250%	79.19	3,579.19	7.00	0.00	3,390.74	7,000.00
5/1/2005	3,500.00	2.250%	79.19	3,579.19	7.00	0.00	3,390.74	3,500.00
6/1/2005	3,500.00	2.250%	79.19	3,579.19	7.00	-1,954.45	3,390.74	0.00

POWER OF ATTORNEY AND AFFIDAVIT

The Affiant, MIKE EDWARDS, being duly sworn, states that:

- 1. Affiant is CHAIRMAN of JONATHAN CREEK WATER DIST.
2. Affiant has read the Application;
3. The contents of the Application that relate to JONATHAN CREEK WATER DIST. are accurate and correct;

4. Affiant, on behalf of JONATHAN CREEK WATER DISTRICT hereby appoints the Kentucky Infrastructure Authority to be its Attorney in Fact to apply to and obtain from the Public Service Commission of Kentucky for all authorizations necessary for JONATHAN CREEK WATER DISTRICT to enter into a supplemental or amended loan agreement with the Kentucky Infrastructure Authority to implement revisions to the existing loan agreements that are the subject of this Application.

Handwritten signature of Mike Edwards

RECEIVED 2004 JUL 30 A 8:54 KENTUCKY INFRASTRUCTURE AUTHORITY

COMMONWEALTH OF KENTUCKY)
COUNTY OF MARSHALL) ss

SUBSCRIBED, SWORN TO AND ACKNOWLEDGED before me by CHAIRMAN, MIKE EDWARDS of JONATHAN CREEK WATER DISTRICT, on this 27 day of July, 2004.

Handwritten signature of Notary Public

My Commission expires: 6-1-2007

Jonathon Creek Water District

C93-04	Jonathon Creek Water District	2/1/13	\$ 14,166.67	5.19%	\$ 1,528.75	\$ 15,695.42	\$ 58.33	\$ (1.85)	\$ 15,751.90	\$ 236,666.67	1,902.44	26.04	\$ 17,680.36
C93-04	Jonathon Creek Water District	3/1/13	\$ 14,166.67	5.19%	\$ 1,528.75	\$ 15,695.42	\$ 58.33	\$ (1.85)	\$ 15,751.90	\$ 222,500.00	1,944.71	24.78	\$ 17,721.39
C93-04	Jonathon Creek Water District	4/1/13	\$ 14,166.67	5.19%	\$ 1,528.75	\$ 15,695.42	\$ 58.33	\$ (1.85)	\$ 15,751.90	\$ 208,333.33	1,944.71	24.78	\$ 17,721.39
C93-04	Jonathon Creek Water District	5/1/13	\$ 14,166.67	5.19%	\$ 1,528.75	\$ 15,695.42	\$ 58.33	\$ (1.85)	\$ 15,751.90	\$ 194,166.67	1,944.71	24.78	\$ 17,721.39
C93-04	Jonathon Creek Water District	6/1/13	\$ 14,166.67	5.19%	\$ 1,528.75	\$ 15,695.42	\$ 58.33	\$ (1.85)	\$ 15,751.90	\$ 180,000.00	1,944.71	24.78	\$ 17,721.39
C93-04	Jonathon Creek Water District	7/1/13	\$ 15,000.00	5.29%	\$ 793.50	\$ 15,793.50	\$ 30.00	\$ (161.02)	\$ 15,662.48	\$ 150,000.00	1,944.71	24.78	\$ 17,631.97
C93-04	Jonathon Creek Water District	8/1/13	\$ 15,000.00	5.29%	\$ 793.50	\$ 15,793.50	\$ 30.00	\$ (161.02)	\$ 15,662.48	\$ 135,000.00	2,029.27	23.40	\$ 17,715.14
C93-04	Jonathon Creek Water District	9/1/13	\$ 15,000.00	5.29%	\$ 793.50	\$ 15,793.50	\$ 30.00	\$ (161.02)	\$ 15,662.48	\$ 120,000.00	2,029.27	23.40	\$ 17,715.14
C93-04	Jonathon Creek Water District	10/1/13	\$ 15,000.00	5.29%	\$ 793.50	\$ 15,793.50	\$ 30.00	\$ (161.02)	\$ 15,662.48	\$ 105,000.00	2,029.27	23.40	\$ 17,715.14
C93-04	Jonathon Creek Water District	11/1/13	\$ 15,000.00	5.29%	\$ 793.50	\$ 15,793.50	\$ 30.00	\$ (161.02)	\$ 15,662.48	\$ 90,000.00	2,029.27	23.40	\$ 17,715.14
C93-04	Jonathon Creek Water District	12/1/13	\$ 15,000.00	5.29%	\$ 793.50	\$ 15,793.50	\$ 30.00	\$ (161.02)	\$ 15,662.48	\$ 75,000.00	2,029.27	23.40	\$ 17,715.14
C93-04	Jonathon Creek Water District	1/1/14	\$ 15,000.00	5.29%	\$ 793.50	\$ 15,793.50	\$ 30.00	\$ (161.02)	\$ 15,662.48	\$ 60,000.00	2,029.27	16.81	\$ 22,950.84
C93-04	Jonathon Creek Water District	2/1/14	\$ 15,000.00	5.29%	\$ 793.50	\$ 15,793.50	\$ 30.00	\$ (161.02)	\$ 15,662.48	\$ 45,000.00	7,271.54	16.81	\$ 22,950.84
C93-04	Jonathon Creek Water District	3/1/14	\$ 15,000.00	5.29%	\$ 793.50	\$ 15,793.50	\$ 30.00	\$ (161.02)	\$ 15,662.48	\$ 30,000.00	7,271.54	16.81	\$ 22,950.84
C93-04	Jonathon Creek Water District	4/1/14	\$ 15,000.00	5.29%	\$ 793.50	\$ 15,793.50	\$ 30.00	\$ (161.02)	\$ 15,662.48	\$ 15,000.00	7,271.54	16.81	\$ 22,950.84
C93-04	Jonathon Creek Water District	5/1/14	\$ 15,000.00	5.29%	\$ 793.50	\$ 15,793.50	\$ 30.00	\$ (161.02)	\$ 15,662.48	\$ 0.00	7,271.54	16.81	\$ 22,950.84
C93-04	Jonathon Creek Water District	6/1/14	\$ 15,000.00	5.29%	\$ 793.50	\$ 15,793.50	\$ 30.00	\$ (161.02)	\$ 15,662.48	\$ 0.00	7,271.54	16.81	\$ 22,950.84
C93-05	Jonathon Creek Water District	7/1/14									7,271.54	16.81	\$ 7,288.36
C93-06	Jonathon Creek Water District	8/1/14									7,271.54	16.81	\$ 17,503.46
C93-07	Jonathon Creek Water District	8/2/14									17,486.65	16.81	\$ 17,503.46
C93-08	Jonathon Creek Water District	8/3/14									17,486.65	16.81	\$ 17,503.46
C93-09	Jonathon Creek Water District	8/4/14									17,486.65	16.81	\$ 17,503.46
C93-10	Jonathon Creek Water District	8/5/14									17,486.65	16.81	\$ 17,503.46
C93-11	Jonathon Creek Water District	8/6/14									17,486.65	16.81	\$ 17,503.46
C93-12	Jonathon Creek Water District	8/7/14									17,486.65	16.81	\$ 17,503.46
			\$ 1,430,000.00		\$ 414,484.76	\$ 1,844,484.76	\$ 17,330.00	\$ (5,667.95)	\$ 1,857,905.86	\$ 91,870,000.00	\$ 369,587.13	\$ 3,792.65	\$ 2,231,285.64

POWER OF ATTORNEY AND
AFFIDAVIT

The Affiant, Alice Ritchie, being duly sworn, states
that:

1. Affiant is Chair of Knott County
Water + Sewer District
2. Affiant has read the Application;
3. The contents of the Application that relate to Knott County Water +
Sewer District are accurate and correct;
4. Affiant, on behalf of Knott County Water + Sewer District
hereby appoints the Kentucky Infrastructure Authority to be its Attorney in Fact to apply
to and obtain from the Public Service Commission of Kentucky for all authorizations
necessary for Knott Co. Water + Sewer District to enter into a
supplemental or amended loan agreement with the Kentucky Infrastructure Authority to
implement revisions to the existing loan agreements that are the subject of this
Application.

Alice S. Ritchie

COMMONWEALTH OF KENTUCKY)
COUNTY OF Knott) ss

SUBSCRIBED, SWORN TO AND ACKNOWLEDGED before me by _____
Alice G. Ritchie, _____ of Knott County
Water + Sewer District, on this 27th day of July, 2004.

Rena Campbell
Notary Public

My Commission expires: Nov. 25, 2006

Kentucky Infrastructure Authority

MONTHLY PAYMENT SCHEDULE

Knott County

C03-03

Loan Amount

555,000.00

Payment Date	Principal	Coupon	Interest	Debt Service	Service Fee	Sinking Fund	Net Total Payment	Principal Balance Remaining
9/1/2004	2,000.00	3.000%	2,302.72	4,302.72	111.00		4,413.72	553,000.00
10/1/2004	2,000.00	3.000%	2,302.72	4,302.72	111.00		4,413.72	551,000.00
11/1/2004	2,000.00	3.000%	2,302.72	4,302.72	111.00		4,413.72	549,000.00
12/1/2004	2,000.00	3.000%	2,302.72	4,302.72	111.00		4,413.72	547,000.00
1/1/2005	2,000.00	3.000%	2,302.72	4,302.72	111.00		4,413.72	545,000.00
2/1/2005	2,000.00	3.000%	2,302.72	4,302.72	111.00		4,413.72	543,000.00
3/1/2005	2,000.00	3.000%	2,302.72	4,302.72	111.00		4,413.72	541,000.00
4/1/2005	2,000.00	3.000%	2,302.72	4,302.72	111.00		4,413.72	539,000.00
5/1/2005	2,000.00	3.000%	2,302.72	4,302.72	111.00		4,413.72	537,000.00
6/1/2005	2,000.00	3.000%	2,302.72	4,302.72	111.00		4,413.72	535,000.00
7/1/2005	2,083.33	2.250%	1,858.33	3,941.67	89.17		4,030.83	532,916.67
8/1/2005	2,083.33	2.250%	1,858.33	3,941.67	89.17		4,030.83	530,833.33
9/1/2005	2,083.33	2.250%	1,858.33	3,941.67	89.17		4,030.83	528,750.00
10/1/2005	2,083.33	2.250%	1,858.33	3,941.67	89.17		4,030.83	526,666.67
11/1/2005	2,083.33	2.250%	1,858.33	3,941.67	89.17		4,030.83	524,583.33
12/1/2005	2,083.33	2.250%	1,858.33	3,941.67	89.17		4,030.83	522,500.00
1/1/2006	2,083.33	2.250%	1,858.33	3,941.67	89.17		4,030.83	520,416.67
2/1/2006	2,083.33	2.250%	1,858.33	3,941.67	89.17		4,030.83	518,333.33
3/1/2006	2,083.33	2.250%	1,858.33	3,941.67	89.17		4,030.83	516,250.00
4/1/2006	2,083.33	2.250%	1,858.33	3,941.67	89.17		4,030.83	514,166.67
5/1/2006	2,083.33	2.250%	1,858.33	3,941.67	89.17		4,030.83	512,083.33
6/1/2006	2,083.33	2.250%	1,858.33	3,941.67	89.17		4,030.83	510,000.00
7/1/2006	2,083.33	2.500%	1,811.46	3,894.79	85.00		3,979.79	507,916.67
8/1/2006	2,083.33	2.500%	1,811.46	3,894.79	85.00		3,979.79	505,833.33
9/1/2006	2,083.33	2.500%	1,811.46	3,894.79	85.00		3,979.79	503,750.00
10/1/2006	2,083.33	2.500%	1,811.46	3,894.79	85.00		3,979.79	501,666.67
11/1/2006	2,083.33	2.500%	1,811.46	3,894.79	85.00		3,979.79	499,583.33
12/1/2006	2,083.33	2.500%	1,811.46	3,894.79	85.00		3,979.79	497,500.00
1/1/2007	2,083.33	2.500%	1,811.46	3,894.79	85.00		3,979.79	495,416.67
2/1/2007	2,083.33	2.500%	1,811.46	3,894.79	85.00		3,979.79	493,333.33
3/1/2007	2,083.33	2.500%	1,811.46	3,894.79	85.00		3,979.79	491,250.00
4/1/2007	2,083.33	2.500%	1,811.46	3,894.79	85.00		3,979.79	489,166.67
5/1/2007	2,083.33	2.500%	1,811.46	3,894.79	85.00		3,979.79	487,083.33
6/1/2007	2,083.33	2.500%	1,811.46	3,894.79	85.00		3,979.79	485,000.00
7/1/2007	2,083.33	3.000%	1,759.38	3,842.71	80.83		3,923.54	482,916.67
8/1/2007	2,083.33	3.000%	1,759.38	3,842.71	80.83		3,923.54	480,833.33
9/1/2007	2,083.33	3.000%	1,759.38	3,842.71	80.83		3,923.54	478,750.00
10/1/2007	2,083.33	3.000%	1,759.38	3,842.71	80.83		3,923.54	476,666.67
11/1/2007	2,083.33	3.000%	1,759.38	3,842.71	80.83		3,923.54	474,583.33
12/1/2007	2,083.33	3.000%	1,759.38	3,842.71	80.83		3,923.54	472,500.00
1/1/2008	2,083.33	3.000%	1,759.38	3,842.71	80.83		3,923.54	470,416.67
2/1/2008	2,083.33	3.000%	1,759.38	3,842.71	80.83		3,923.54	468,333.33
3/1/2008	2,083.33	3.000%	1,759.38	3,842.71	80.83		3,923.54	466,250.00
4/1/2008	2,083.33	3.000%	1,759.38	3,842.71	80.83		3,923.54	464,166.67
5/1/2008	2,083.33	3.000%	1,759.38	3,842.71	80.83		3,923.54	462,083.33
6/1/2008	2,083.33	3.000%	1,759.38	3,842.71	80.83		3,923.54	460,000.00
7/1/2008	2,083.33	3.000%	1,696.88	3,780.21	76.67		3,856.88	457,916.67
8/1/2008	2,083.33	3.000%	1,696.88	3,780.21	76.67		3,856.88	455,833.33
9/1/2008	2,083.33	3.000%	1,696.88	3,780.21	76.67		3,856.88	453,750.00
10/1/2008	2,083.33	3.000%	1,696.88	3,780.21	76.67		3,856.88	451,666.67
11/1/2008	2,083.33	3.000%	1,696.88	3,780.21	76.67		3,856.88	449,583.33
12/1/2008	2,083.33	3.000%	1,696.88	3,780.21	76.67		3,856.88	447,500.00
1/1/2009	2,083.33	3.000%	1,696.88	3,780.21	76.67		3,856.88	445,416.67

Kentucky Infrastructure Authority

MONTHLY PAYMENT SCHEDULE

Knott County
C03-03

Loan Amount 555,000.00

Payment Date	Principal	Coupon	Interest	Debt Service	Service Fee	Sinking Fund	Net Total Payment	Principal Balance Remaining
2/1/2009	2,083.33	3.000%	1,696.88	3,780.21	76.67		3,856.88	443,333.33
3/1/2009	2,083.33	3.000%	1,696.88	3,780.21	76.67		3,856.88	441,250.00
4/1/2009	2,083.33	3.000%	1,696.88	3,780.21	76.67		3,856.88	439,166.67
5/1/2009	2,083.33	3.000%	1,696.88	3,780.21	76.67		3,856.88	437,083.33
6/1/2009	2,083.33	3.000%	1,696.88	3,780.21	76.67		3,856.88	435,000.00
7/1/2009	2,083.33	3.500%	1,634.38	3,717.71	72.50		3,790.21	432,916.67
8/1/2009	2,083.33	3.500%	1,634.38	3,717.71	72.50		3,790.21	430,833.33
9/1/2009	2,083.33	3.500%	1,634.38	3,717.71	72.50		3,790.21	428,750.00
10/1/2009	2,083.33	3.500%	1,634.38	3,717.71	72.50		3,790.21	426,666.67
11/1/2009	2,083.33	3.500%	1,634.38	3,717.71	72.50		3,790.21	424,583.33
12/1/2009	2,083.33	3.500%	1,634.38	3,717.71	72.50		3,790.21	422,500.00
1/1/2010	2,083.33	3.500%	1,634.38	3,717.71	72.50		3,790.21	420,416.67
2/1/2010	2,083.33	3.500%	1,634.38	3,717.71	72.50		3,790.21	418,333.33
3/1/2010	2,083.33	3.500%	1,634.38	3,717.71	72.50		3,790.21	416,250.00
4/1/2010	2,083.33	3.500%	1,634.38	3,717.71	72.50		3,790.21	414,166.67
5/1/2010	2,083.33	3.500%	1,634.38	3,717.71	72.50		3,790.21	412,083.33
6/1/2010	2,083.33	3.500%	1,634.38	3,717.71	72.50		3,790.21	410,000.00
7/1/2010	2,083.33	3.750%	1,561.46	3,644.79	68.33		3,713.13	407,916.67
8/1/2010	2,083.33	3.750%	1,561.46	3,644.79	68.33		3,713.13	405,833.33
9/1/2010	2,083.33	3.750%	1,561.46	3,644.79	68.33		3,713.13	403,750.00
10/1/2010	2,083.33	3.750%	1,561.46	3,644.79	68.33		3,713.13	401,666.67
11/1/2010	2,083.33	3.750%	1,561.46	3,644.79	68.33		3,713.13	399,583.33
12/1/2010	2,083.33	3.750%	1,561.46	3,644.79	68.33		3,713.13	397,500.00
1/1/2011	2,083.33	3.750%	1,561.46	3,644.79	68.33		3,713.13	395,416.67
2/1/2011	2,083.33	3.750%	1,561.46	3,644.79	68.33		3,713.13	393,333.33
3/1/2011	2,083.33	3.750%	1,561.46	3,644.79	68.33		3,713.13	391,250.00
4/1/2011	2,083.33	3.750%	1,561.46	3,644.79	68.33		3,713.13	389,166.67
5/1/2011	2,083.33	3.750%	1,561.46	3,644.79	68.33		3,713.13	387,083.33
6/1/2011	2,083.33	3.750%	1,561.46	3,644.79	68.33		3,713.13	385,000.00
7/1/2011	2,083.33	5.000%	1,483.33	3,566.67	64.17		3,630.83	382,916.67
8/1/2011	2,083.33	5.000%	1,483.33	3,566.67	64.17		3,630.83	380,833.33
9/1/2011	2,083.33	5.000%	1,483.33	3,566.67	64.17		3,630.83	378,750.00
10/1/2011	2,083.33	5.000%	1,483.33	3,566.67	64.17		3,630.83	376,666.67
11/1/2011	2,083.33	5.000%	1,483.33	3,566.67	64.17		3,630.83	374,583.33
12/1/2011	2,083.33	5.000%	1,483.33	3,566.67	64.17		3,630.83	372,500.00
1/1/2012	2,083.33	5.000%	1,483.33	3,566.67	64.17		3,630.83	370,416.67
2/1/2012	2,083.33	5.000%	1,483.33	3,566.67	64.17		3,630.83	368,333.33
3/1/2012	2,083.33	5.000%	1,483.33	3,566.67	64.17		3,630.83	366,250.00
4/1/2012	2,083.33	5.000%	1,483.33	3,566.67	64.17		3,630.83	364,166.67
5/1/2012	2,083.33	5.000%	1,483.33	3,566.67	64.17		3,630.83	362,083.33
6/1/2012	2,083.33	5.000%	1,483.33	3,566.67	64.17		3,630.83	360,000.00
7/1/2012	2,500.00	5.250%	1,379.17	3,879.17	60.00		3,939.17	357,500.00
8/1/2012	2,500.00	5.250%	1,379.17	3,879.17	60.00		3,939.17	355,000.00
9/1/2012	2,500.00	5.250%	1,379.17	3,879.17	60.00		3,939.17	352,500.00
10/1/2012	2,500.00	5.250%	1,379.17	3,879.17	60.00		3,939.17	350,000.00
11/1/2012	2,500.00	5.250%	1,379.17	3,879.17	60.00		3,939.17	347,500.00
12/1/2012	2,500.00	5.250%	1,379.17	3,879.17	60.00		3,939.17	345,000.00
1/1/2013	2,500.00	5.250%	1,379.17	3,879.17	60.00		3,939.17	342,500.00
2/1/2013	2,500.00	5.250%	1,379.17	3,879.17	60.00		3,939.17	340,000.00
3/1/2013	2,500.00	5.250%	1,379.17	3,879.17	60.00		3,939.17	337,500.00
4/1/2013	2,500.00	5.250%	1,379.17	3,879.17	60.00		3,939.17	335,000.00
5/1/2013	2,500.00	5.250%	1,379.17	3,879.17	60.00		3,939.17	332,500.00
6/1/2013	2,500.00	5.250%	1,379.17	3,879.17	60.00		3,939.17	330,000.00

Kentucky Infrastructure Authority

MONTHLY PAYMENT SCHEDULE

Knott County

C03-03

Loan Amount

555,000.00

Payment Date	Principal	Coupon	Interest	Debt Service	Service Fee	Sinking Fund	Net Total Payment	Principal Balance Remaining
7/1/2013	2,500.00	5.250%	1,247.92	3,747.92	55.00		3,802.92	327,500.00
8/1/2013	2,500.00	5.250%	1,247.92	3,747.92	55.00		3,802.92	325,000.00
9/1/2013	2,500.00	5.250%	1,247.92	3,747.92	55.00		3,802.92	322,500.00
10/1/2013	2,500.00	5.250%	1,247.92	3,747.92	55.00		3,802.92	320,000.00
11/1/2013	2,500.00	5.250%	1,247.92	3,747.92	55.00		3,802.92	317,500.00
12/1/2013	2,500.00	5.250%	1,247.92	3,747.92	55.00		3,802.92	315,000.00
1/1/2014	2,500.00	5.250%	1,247.92	3,747.92	55.00		3,802.92	312,500.00
2/1/2014	2,500.00	5.250%	1,247.92	3,747.92	55.00		3,802.92	310,000.00
3/1/2014	2,500.00	5.250%	1,247.92	3,747.92	55.00		3,802.92	307,500.00
4/1/2014	2,500.00	5.250%	1,247.92	3,747.92	55.00		3,802.92	305,000.00
5/1/2014	2,500.00	5.250%	1,247.92	3,747.92	55.00		3,802.92	302,500.00
6/1/2014	2,500.00	5.250%	1,247.92	3,747.92	55.00		3,802.92	300,000.00
7/1/2014	2,500.00	4.000%	1,116.67	3,616.67	50.00		3,666.67	297,500.00
8/1/2014	2,500.00	4.000%	1,116.67	3,616.67	50.00		3,666.67	295,000.00
9/1/2014	2,500.00	4.000%	1,116.67	3,616.67	50.00		3,666.67	292,500.00
10/1/2014	2,500.00	4.000%	1,116.67	3,616.67	50.00		3,666.67	290,000.00
11/1/2014	2,500.00	4.000%	1,116.67	3,616.67	50.00		3,666.67	287,500.00
12/1/2014	2,500.00	4.000%	1,116.67	3,616.67	50.00		3,666.67	285,000.00
1/1/2015	2,500.00	4.000%	1,116.67	3,616.67	50.00		3,666.67	282,500.00
2/1/2015	2,500.00	4.000%	1,116.67	3,616.67	50.00		3,666.67	280,000.00
3/1/2015	2,500.00	4.000%	1,116.67	3,616.67	50.00		3,666.67	277,500.00
4/1/2015	2,500.00	4.000%	1,116.67	3,616.67	50.00		3,666.67	275,000.00
5/1/2015	2,500.00	4.000%	1,116.67	3,616.67	50.00		3,666.67	272,500.00
6/1/2015	2,500.00	4.000%	1,116.67	3,616.67	50.00		3,666.67	270,000.00
7/1/2015	2,916.67	4.125%	1,016.67	3,933.33	45.00		3,978.33	267,083.33
8/1/2015	2,916.67	4.125%	1,016.67	3,933.33	45.00		3,978.33	264,166.67
9/1/2015	2,916.67	4.125%	1,016.67	3,933.33	45.00		3,978.33	261,250.00
10/1/2015	2,916.67	4.125%	1,016.67	3,933.33	45.00		3,978.33	258,333.33
11/1/2015	2,916.67	4.125%	1,016.67	3,933.33	45.00		3,978.33	255,416.67
12/1/2015	2,916.67	4.125%	1,016.67	3,933.33	45.00		3,978.33	252,500.00
1/1/2016	2,916.67	4.125%	1,016.67	3,933.33	45.00		3,978.33	249,583.33
2/1/2016	2,916.67	4.125%	1,016.67	3,933.33	45.00		3,978.33	246,666.67
3/1/2016	2,916.67	4.125%	1,016.67	3,933.33	45.00		3,978.33	243,750.00
4/1/2016	2,916.67	4.125%	1,016.67	3,933.33	45.00		3,978.33	240,833.33
5/1/2016	2,916.67	4.125%	1,016.67	3,933.33	45.00		3,978.33	237,916.67
6/1/2016	2,916.67	4.125%	1,016.67	3,933.33	45.00		3,978.33	235,000.00
7/1/2016	2,916.67	5.250%	896.36	3,813.02	39.17		3,852.19	232,083.33
8/1/2016	2,916.67	5.250%	896.36	3,813.02	39.17		3,852.19	229,166.67
9/1/2016	2,916.67	5.250%	896.36	3,813.02	39.17		3,852.19	226,250.00
10/1/2016	2,916.67	5.250%	896.36	3,813.02	39.17		3,852.19	223,333.33
11/1/2016	2,916.67	5.250%	896.36	3,813.02	39.17		3,852.19	220,416.67
12/1/2016	2,916.67	5.250%	896.36	3,813.02	39.17		3,852.19	217,500.00
1/1/2017	2,916.67	5.250%	896.36	3,813.02	39.17		3,852.19	214,583.33
2/1/2017	2,916.67	5.250%	896.36	3,813.02	39.17		3,852.19	211,666.67
3/1/2017	2,916.67	5.250%	896.36	3,813.02	39.17		3,852.19	208,750.00
4/1/2017	2,916.67	5.250%	896.36	3,813.02	39.17		3,852.19	205,833.33
5/1/2017	2,916.67	5.250%	896.36	3,813.02	39.17		3,852.19	202,916.67
6/1/2017	2,916.67	5.250%	896.36	3,813.02	39.17		3,852.19	200,000.00
7/1/2017	2,916.67	4.250%	743.23	3,659.90	33.33		3,693.23	197,083.33
8/1/2017	2,916.67	4.250%	743.23	3,659.90	33.33		3,693.23	194,166.67
9/1/2017	2,916.67	4.250%	743.23	3,659.90	33.33		3,693.23	191,250.00
10/1/2017	2,916.67	4.250%	743.23	3,659.90	33.33		3,693.23	188,333.33
11/1/2017	2,916.67	4.250%	743.23	3,659.90	33.33		3,693.23	185,416.67

Kentucky Infrastructure Authority

MONTHLY PAYMENT SCHEDULE

Knott County

C03-03

Loan Amount

555,000.00

Payment Date	Principal	Coupon	Interest	Debt Service	Service Fee	Sinking Fund	Net Total Payment	Principal Balance Remaining
12/1/2017	2,916.67	4.250%	743.23	3,659.90	33.33		3,693.23	182,500.00
1/1/2018	2,916.67	4.250%	743.23	3,659.90	33.33		3,693.23	179,583.33
2/1/2018	2,916.67	4.250%	743.23	3,659.90	33.33		3,693.23	176,666.67
3/1/2018	2,916.67	4.250%	743.23	3,659.90	33.33		3,693.23	173,750.00
4/1/2018	2,916.67	4.250%	743.23	3,659.90	33.33		3,693.23	170,833.33
5/1/2018	2,916.67	4.250%	743.23	3,659.90	33.33		3,693.23	167,916.67
6/1/2018	2,916.67	4.250%	743.23	3,659.90	33.33		3,693.23	165,000.00
7/1/2018	3,333.33	4.375%	619.27	3,952.61	27.50		3,980.11	161,666.67
8/1/2018	3,333.33	4.375%	619.27	3,952.61	27.50		3,980.11	158,333.33
9/1/2018	3,333.33	4.375%	619.27	3,952.61	27.50		3,980.11	155,000.00
10/1/2018	3,333.33	4.375%	619.27	3,952.61	27.50		3,980.11	151,666.67
11/1/2018	3,333.33	4.375%	619.27	3,952.61	27.50		3,980.11	148,333.33
12/1/2018	3,333.33	4.375%	619.27	3,952.61	27.50		3,980.11	145,000.00
1/1/2019	3,333.33	4.375%	619.27	3,952.61	27.50		3,980.11	141,666.67
2/1/2019	3,333.33	4.375%	619.27	3,952.61	27.50		3,980.11	138,333.33
3/1/2019	3,333.33	4.375%	619.27	3,952.61	27.50		3,980.11	135,000.00
4/1/2019	3,333.33	4.375%	619.27	3,952.61	27.50		3,980.11	131,666.67
5/1/2019	3,333.33	4.375%	619.27	3,952.61	27.50		3,980.11	128,333.33
6/1/2019	3,333.33	4.375%	619.27	3,952.61	27.50		3,980.11	125,000.00
7/1/2019	3,333.33	4.500%	473.44	3,806.77	20.83		3,827.61	121,666.67
8/1/2019	3,333.33	4.500%	473.44	3,806.77	20.83		3,827.61	118,333.33
9/1/2019	3,333.33	4.500%	473.44	3,806.77	20.83		3,827.61	115,000.00
10/1/2019	3,333.33	4.500%	473.44	3,806.77	20.83		3,827.61	111,666.67
11/1/2019	3,333.33	4.500%	473.44	3,806.77	20.83		3,827.61	108,333.33
12/1/2019	3,333.33	4.500%	473.44	3,806.77	20.83		3,827.61	105,000.00
1/1/2020	3,333.33	4.500%	473.44	3,806.77	20.83		3,827.61	101,666.67
2/1/2020	3,333.33	4.500%	473.44	3,806.77	20.83		3,827.61	98,333.33
3/1/2020	3,333.33	4.500%	473.44	3,806.77	20.83		3,827.61	95,000.00
4/1/2020	3,333.33	4.500%	473.44	3,806.77	20.83		3,827.61	91,666.67
5/1/2020	3,333.33	4.500%	473.44	3,806.77	20.83		3,827.61	88,333.33
6/1/2020	3,333.33	4.500%	473.44	3,806.77	20.83		3,827.61	85,000.00
7/1/2020	3,333.33	4.500%	323.44	3,656.77	14.17		3,670.94	81,666.67
8/1/2020	3,333.33	4.500%	323.44	3,656.77	14.17		3,670.94	78,333.33
9/1/2020	3,333.33	4.500%	323.44	3,656.77	14.17		3,670.94	75,000.00
10/1/2020	3,333.33	4.500%	323.44	3,656.77	14.17		3,670.94	71,666.67
11/1/2020	3,333.33	4.500%	323.44	3,656.77	14.17		3,670.94	68,333.33
12/1/2020	3,333.33	4.500%	323.44	3,656.77	14.17		3,670.94	65,000.00
1/1/2021	3,333.33	4.500%	323.44	3,656.77	14.17		3,670.94	61,666.67
2/1/2021	3,333.33	4.500%	323.44	3,656.77	14.17		3,670.94	58,333.33
3/1/2021	3,333.33	4.500%	323.44	3,656.77	14.17		3,670.94	55,000.00
4/1/2021	3,333.33	4.500%	323.44	3,656.77	14.17		3,670.94	51,666.67
5/1/2021	3,333.33	4.500%	323.44	3,656.77	14.17		3,670.94	48,333.33
6/1/2021	3,333.33	4.500%	323.44	3,656.77	14.17		3,670.94	45,000.00
7/1/2021	3,750.00	4.625%	173.44	3,923.44	7.50		3,930.94	41,250.00
8/1/2021	3,750.00	4.625%	173.44	3,923.44	7.50		3,930.94	37,500.00
9/1/2021	3,750.00	4.625%	173.44	3,923.44	7.50		3,930.94	33,750.00
10/1/2021	3,750.00	4.625%	173.44	3,923.44	7.50		3,930.94	30,000.00
11/1/2021	3,750.00	4.625%	173.44	3,923.44	7.50		3,930.94	26,250.00
12/1/2021	3,750.00	4.625%	173.44	3,923.44	7.50		3,930.94	22,500.00
1/1/2022	3,750.00	4.625%	173.44	3,923.44	7.50		3,930.94	18,750.00
2/1/2022	3,750.00	4.625%	173.44	3,923.44	7.50		3,930.94	15,000.00
3/1/2022	3,750.00	4.625%	173.44	3,923.44	7.50		3,930.94	11,250.00
4/1/2022	3,750.00	4.625%	173.44	3,923.44	7.50		3,930.94	7,500.00

Kentucky Infrastructure Authority

MONTHLY PAYMENT SCHEDULE

Knott County

C03-03

Loan Amount 555,000.00

Payment Date	Principal	Coupon	Interest	Debt Service	Service Fee	Sinking Fund	Net Total Payment	Principal Balance Remaining
5/1/2022	3,750.00	4.625%	173.44	3,923.44	7.50		3,930.94	3,750.00
6/1/2022	3,750.00	4.625%	173.44	3,923.44	7.50		3,930.94	0.00
TOTAL	555,000.00		260,564.78	815,564.78	11,780.00		827,344.78	

POWER OF ATTORNEY AND AFFIDAVIT

The Affiant, Larry Hughes, being duly sworn, states that:

1. He is Chairman, Bd of Commissioners of Laurel County Water District #2;

2. He has read the Application;

3. The contents of the Application that relate to Laurel County Water District #2 are accurate and correct;

4. He, on behalf of Laurel County Water District #2 hereby appoints the Kentucky Infrastructure Authority to be its Attorney in Fact to apply to and obtain from the Public Service Commission of Kentucky for all authorizations necessary for Laurel County Water District #2 to enter into a supplemental or amended loan agreement with the Kentucky Infrastructure Authority to implement revisions to the existing loan agreements that are the subject of this Application.

Larry Hughes
Larry Hughes, Chairman

COMMONWEALTH OF KENTUCKY)
) ss
COUNTY OF Laurel)

SUBSCRIBED, SWORN TO AND ACKNOWLEDGED before me by Larry Hughes, Chairman of Laurel County Water District #2, on this _____ day of July, 2004.

Beverly Morgan
Notary Public

My Commission expires: My Commission Expires 11-15-2006.

Kentucky Infrastructure Authority

MONTHLY PAYMENT SCHEDULE

Laurel County Water District 2

C94-02

Loan Amount

625,000.00

Payment Date	Principal	Coupon	Interest	Debt Service	Service Fee	Sinking Fund	Net Total Payment	Principal Balance Remaining
9/1/2004	4,000.00	3.000%	2,488.75	6,488.75	125.00	0.00	6,613.75	621,000.00
10/1/2004	4,000.00	3.000%	2,488.75	6,488.75	125.00	0.00	6,613.75	617,000.00
11/1/2004	4,000.00	3.000%	2,488.75	6,488.75	125.00	0.00	6,613.75	613,000.00
12/1/2004	4,000.00	3.000%	2,488.75	6,488.75	125.00	0.00	6,613.75	609,000.00
1/1/2005	4,000.00	3.000%	2,488.75	6,488.75	125.00	0.00	6,613.75	605,000.00
2/1/2005	4,000.00	3.000%	2,488.75	6,488.75	125.00	0.00	6,613.75	601,000.00
3/1/2005	4,000.00	3.000%	2,488.75	6,488.75	125.00	0.00	6,613.75	597,000.00
4/1/2005	4,000.00	3.000%	2,488.75	6,488.75	125.00	0.00	6,613.75	593,000.00
5/1/2005	4,000.00	3.000%	2,488.75	6,488.75	125.00	0.00	6,613.75	589,000.00
6/1/2005	4,000.00	3.000%	2,488.75	6,488.75	125.00	0.00	6,613.75	585,000.00
7/1/2005	3,333.33	2.250%	1,962.50	5,295.83	97.50	0.00	5,393.33	581,666.67
8/1/2005	3,333.33	2.250%	1,962.50	5,295.83	97.50	0.00	5,393.33	578,333.33
9/1/2005	3,333.33	2.250%	1,962.50	5,295.83	97.50	0.00	5,393.33	575,000.00
10/1/2005	3,333.33	2.250%	1,962.50	5,295.83	97.50	0.00	5,393.33	571,666.67
11/1/2005	3,333.33	2.250%	1,962.50	5,295.83	97.50	0.00	5,393.33	568,333.33
12/1/2005	3,333.33	2.250%	1,962.50	5,295.83	97.50	0.00	5,393.33	565,000.00
1/1/2006	3,333.33	2.250%	1,962.50	5,295.83	97.50	0.00	5,393.33	561,666.67
2/1/2006	3,333.33	2.250%	1,962.50	5,295.83	97.50	0.00	5,393.33	558,333.33
3/1/2006	3,333.33	2.250%	1,962.50	5,295.83	97.50	0.00	5,393.33	555,000.00
4/1/2006	3,333.33	2.250%	1,962.50	5,295.83	97.50	0.00	5,393.33	551,666.67
5/1/2006	3,333.33	2.250%	1,962.50	5,295.83	97.50	0.00	5,393.33	548,333.33
6/1/2006	3,333.33	2.250%	1,962.50	5,295.83	97.50	0.00	5,393.33	545,000.00
7/1/2006	3,333.33	2.500%	1,887.50	5,220.83	90.83	0.00	5,311.67	541,666.67
8/1/2006	3,333.33	2.500%	1,887.50	5,220.83	90.83	0.00	5,311.67	538,333.33
9/1/2006	3,333.33	2.500%	1,887.50	5,220.83	90.83	0.00	5,311.67	535,000.00
10/1/2006	3,333.33	2.500%	1,887.50	5,220.83	90.83	0.00	5,311.67	531,666.67
11/1/2006	3,333.33	2.500%	1,887.50	5,220.83	90.83	0.00	5,311.67	528,333.33
12/1/2006	3,333.33	2.500%	1,887.50	5,220.83	90.83	0.00	5,311.67	525,000.00
1/1/2007	3,333.33	2.500%	1,887.50	5,220.83	90.83	0.00	5,311.67	521,666.67
2/1/2007	3,333.33	2.500%	1,887.50	5,220.83	90.83	0.00	5,311.67	518,333.33
3/1/2007	3,333.33	2.500%	1,887.50	5,220.83	90.83	0.00	5,311.67	515,000.00
4/1/2007	3,333.33	2.500%	1,887.50	5,220.83	90.83	0.00	5,311.67	511,666.67
5/1/2007	3,333.33	2.500%	1,887.50	5,220.83	90.83	0.00	5,311.67	508,333.33
6/1/2007	3,333.33	2.500%	1,887.50	5,220.83	90.83	0.00	5,311.67	505,000.00
7/1/2007	3,333.33	3.000%	1,804.17	5,137.50	84.17	0.00	5,221.67	501,666.67
8/1/2007	3,333.33	3.000%	1,804.17	5,137.50	84.17	0.00	5,221.67	498,333.33
9/1/2007	3,333.33	3.000%	1,804.17	5,137.50	84.17	0.00	5,221.67	495,000.00
10/1/2007	3,333.33	3.000%	1,804.17	5,137.50	84.17	0.00	5,221.67	491,666.67
11/1/2007	3,333.33	3.000%	1,804.17	5,137.50	84.17	0.00	5,221.67	488,333.33
12/1/2007	3,333.33	3.000%	1,804.17	5,137.50	84.17	0.00	5,221.67	485,000.00
1/1/2008	3,333.33	3.000%	1,804.17	5,137.50	84.17	0.00	5,221.67	481,666.67
2/1/2008	3,333.33	3.000%	1,804.17	5,137.50	84.17	0.00	5,221.67	478,333.33
3/1/2008	3,333.33	3.000%	1,804.17	5,137.50	84.17	0.00	5,221.67	475,000.00
4/1/2008	3,333.33	3.000%	1,804.17	5,137.50	84.17	0.00	5,221.67	471,666.67
5/1/2008	3,333.33	3.000%	1,804.17	5,137.50	84.17	0.00	5,221.67	468,333.33
6/1/2008	3,333.33	3.000%	1,804.17	5,137.50	84.17	0.00	5,221.67	465,000.00
7/1/2008	3,750.00	3.000%	1,704.17	5,454.17	77.50	0.00	5,531.67	461,250.00
8/1/2008	3,750.00	3.000%	1,704.17	5,454.17	77.50	0.00	5,531.67	457,500.00
9/1/2008	3,750.00	3.000%	1,704.17	5,454.17	77.50	0.00	5,531.67	453,750.00
10/1/2008	3,750.00	3.000%	1,704.17	5,454.17	77.50	0.00	5,531.67	450,000.00
11/1/2008	3,750.00	3.000%	1,704.17	5,454.17	77.50	0.00	5,531.67	446,250.00
12/1/2008	3,750.00	3.000%	1,704.17	5,454.17	77.50	0.00	5,531.67	442,500.00
1/1/2009	3,750.00	3.000%	1,704.17	5,454.17	77.50	0.00	5,531.67	438,750.00

Kentucky Infrastructure Authority

MONTHLY PAYMENT SCHEDULE

Laurel County Water District 2

C94-02

Loan Amount

625,000.00

Payment Date	Principal	Coupon	Interest	Debt Service	Service Fee	Sinking Fund	Net Total Payment	Principal Balance Remaining
2/1/2009	3,750.00	3.000%	1,704.17	5,454.17	77.50	0.00	5,531.67	435,000.00
3/1/2009	3,750.00	3.000%	1,704.17	5,454.17	77.50	0.00	5,531.67	431,250.00
4/1/2009	3,750.00	3.000%	1,704.17	5,454.17	77.50	0.00	5,531.67	427,500.00
5/1/2009	3,750.00	3.000%	1,704.17	5,454.17	77.50	0.00	5,531.67	423,750.00
6/1/2009	3,750.00	3.000%	1,704.17	5,454.17	77.50	0.00	5,531.67	420,000.00
7/1/2009	3,750.00	3.500%	1,591.67	5,341.67	70.00	0.00	5,411.67	416,250.00
8/1/2009	3,750.00	3.500%	1,591.67	5,341.67	70.00	0.00	5,411.67	412,500.00
9/1/2009	3,750.00	3.500%	1,591.67	5,341.67	70.00	0.00	5,411.67	408,750.00
10/1/2009	3,750.00	3.500%	1,591.67	5,341.67	70.00	0.00	5,411.67	405,000.00
11/1/2009	3,750.00	3.500%	1,591.67	5,341.67	70.00	0.00	5,411.67	401,250.00
12/1/2009	3,750.00	3.500%	1,591.67	5,341.67	70.00	0.00	5,411.67	397,500.00
1/1/2010	3,750.00	3.500%	1,591.67	5,341.67	70.00	0.00	5,411.67	393,750.00
2/1/2010	3,750.00	3.500%	1,591.67	5,341.67	70.00	0.00	5,411.67	390,000.00
3/1/2010	3,750.00	3.500%	1,591.67	5,341.67	70.00	0.00	5,411.67	386,250.00
4/1/2010	3,750.00	3.500%	1,591.67	5,341.67	70.00	0.00	5,411.67	382,500.00
5/1/2010	3,750.00	3.500%	1,591.67	5,341.67	70.00	0.00	5,411.67	378,750.00
6/1/2010	3,750.00	3.500%	1,591.67	5,341.67	70.00	0.00	5,411.67	375,000.00
7/1/2010	3,750.00	3.750%	1,460.42	5,210.42	62.50	0.00	5,272.92	371,250.00
8/1/2010	3,750.00	3.750%	1,460.42	5,210.42	62.50	0.00	5,272.92	367,500.00
9/1/2010	3,750.00	3.750%	1,460.42	5,210.42	62.50	0.00	5,272.92	363,750.00
10/1/2010	3,750.00	3.750%	1,460.42	5,210.42	62.50	0.00	5,272.92	360,000.00
11/1/2010	3,750.00	3.750%	1,460.42	5,210.42	62.50	0.00	5,272.92	356,250.00
12/1/2010	3,750.00	3.750%	1,460.42	5,210.42	62.50	0.00	5,272.92	352,500.00
1/1/2011	3,750.00	3.750%	1,460.42	5,210.42	62.50	0.00	5,272.92	348,750.00
2/1/2011	3,750.00	3.750%	1,460.42	5,210.42	62.50	0.00	5,272.92	345,000.00
3/1/2011	3,750.00	3.750%	1,460.42	5,210.42	62.50	0.00	5,272.92	341,250.00
4/1/2011	3,750.00	3.750%	1,460.42	5,210.42	62.50	0.00	5,272.92	337,500.00
5/1/2011	3,750.00	3.750%	1,460.42	5,210.42	62.50	0.00	5,272.92	333,750.00
6/1/2011	3,750.00	3.750%	1,460.42	5,210.42	62.50	0.00	5,272.92	330,000.00
7/1/2011	4,166.67	5.000%	1,319.79	5,486.46	55.00	0.00	5,541.46	325,833.33
8/1/2011	4,166.67	5.000%	1,319.79	5,486.46	55.00	0.00	5,541.46	321,666.67
9/1/2011	4,166.67	5.000%	1,319.79	5,486.46	55.00	0.00	5,541.46	317,500.00
10/1/2011	4,166.67	5.000%	1,319.79	5,486.46	55.00	0.00	5,541.46	313,333.33
11/1/2011	4,166.67	5.000%	1,319.79	5,486.46	55.00	0.00	5,541.46	309,166.67
12/1/2011	4,166.67	5.000%	1,319.79	5,486.46	55.00	0.00	5,541.46	305,000.00
1/1/2012	4,166.67	5.000%	1,319.79	5,486.46	55.00	0.00	5,541.46	300,833.33
2/1/2012	4,166.67	5.000%	1,319.79	5,486.46	55.00	0.00	5,541.46	296,666.67
3/1/2012	4,166.67	5.000%	1,319.79	5,486.46	55.00	0.00	5,541.46	292,500.00
4/1/2012	4,166.67	5.000%	1,319.79	5,486.46	55.00	0.00	5,541.46	288,333.33
5/1/2012	4,166.67	5.000%	1,319.79	5,486.46	55.00	0.00	5,541.46	284,166.67
6/1/2012	4,166.67	5.000%	1,319.79	5,486.46	55.00	0.00	5,541.46	280,000.00
7/1/2012	4,166.67	5.250%	1,111.46	5,278.13	46.67	0.00	5,324.79	275,833.33
8/1/2012	4,166.67	5.250%	1,111.46	5,278.13	46.67	0.00	5,324.79	271,666.67
9/1/2012	4,166.67	5.250%	1,111.46	5,278.13	46.67	0.00	5,324.79	267,500.00
10/1/2012	4,166.67	5.250%	1,111.46	5,278.13	46.67	0.00	5,324.79	263,333.33
11/1/2012	4,166.67	5.250%	1,111.46	5,278.13	46.67	0.00	5,324.79	259,166.67
12/1/2012	4,166.67	5.250%	1,111.46	5,278.13	46.67	0.00	5,324.79	255,000.00
1/1/2013	4,166.67	5.250%	1,111.46	5,278.13	46.67	0.00	5,324.79	250,833.33
2/1/2013	4,166.67	5.250%	1,111.46	5,278.13	46.67	0.00	5,324.79	246,666.67
3/1/2013	4,166.67	5.250%	1,111.46	5,278.13	46.67	0.00	5,324.79	242,500.00
4/1/2013	4,166.67	5.250%	1,111.46	5,278.13	46.67	0.00	5,324.79	238,333.33
5/1/2013	4,166.67	5.250%	1,111.46	5,278.13	46.67	0.00	5,324.79	234,166.67
6/1/2013	4,166.67	5.250%	1,111.46	5,278.13	46.67	0.00	5,324.79	230,000.00

Kentucky Infrastructure Authority

MONTHLY PAYMENT SCHEDULE

Laurel County Water District 2

C94-02

Loan Amount

625,000.00

Payment Date	Principal	Coupon	Interest	Debt Service	Service Fee	Sinking Fund	Net Total Payment	Principal Balance Remaining
7/1/2013	4,583.33	5.250%	892.71	5,476.04	38.33	0.00	5,514.38	225,416.67
8/1/2013	4,583.33	5.250%	892.71	5,476.04	38.33	0.00	5,514.38	220,833.33
9/1/2013	4,583.33	5.250%	892.71	5,476.04	38.33	0.00	5,514.38	216,250.00
10/1/2013	4,583.33	5.250%	892.71	5,476.04	38.33	0.00	5,514.38	211,666.67
11/1/2013	4,583.33	5.250%	892.71	5,476.04	38.33	0.00	5,514.38	207,083.33
12/1/2013	4,583.33	5.250%	892.71	5,476.04	38.33	0.00	5,514.38	202,500.00
1/1/2014	4,583.33	5.250%	892.71	5,476.04	38.33	0.00	5,514.38	197,916.67
2/1/2014	4,583.33	5.250%	892.71	5,476.04	38.33	0.00	5,514.38	193,333.33
3/1/2014	4,583.33	5.250%	892.71	5,476.04	38.33	0.00	5,514.38	188,750.00
4/1/2014	4,583.33	5.250%	892.71	5,476.04	38.33	0.00	5,514.38	184,166.67
5/1/2014	4,583.33	5.250%	892.71	5,476.04	38.33	0.00	5,514.38	179,583.33
6/1/2014	4,583.33	5.250%	892.71	5,476.04	38.33	0.00	5,514.38	175,000.00
7/1/2014	4,583.33	4.000%	652.08	5,235.42	29.17	0.00	5,264.58	170,416.67
8/1/2014	4,583.33	4.000%	652.08	5,235.42	29.17	0.00	5,264.58	165,833.33
9/1/2014	4,583.33	4.000%	652.08	5,235.42	29.17	0.00	5,264.58	161,250.00
10/1/2014	4,583.33	4.000%	652.08	5,235.42	29.17	0.00	5,264.58	156,666.67
11/1/2014	4,583.33	4.000%	652.08	5,235.42	29.17	0.00	5,264.58	152,083.33
12/1/2014	4,583.33	4.000%	652.08	5,235.42	29.17	0.00	5,264.58	147,500.00
1/1/2015	4,583.33	4.000%	652.08	5,235.42	29.17	0.00	5,264.58	142,916.67
2/1/2015	4,583.33	4.000%	652.08	5,235.42	29.17	0.00	5,264.58	138,333.33
3/1/2015	4,583.33	4.000%	652.08	5,235.42	29.17	0.00	5,264.58	133,750.00
4/1/2015	4,583.33	4.000%	652.08	5,235.42	29.17	0.00	5,264.58	129,166.67
5/1/2015	4,583.33	4.000%	652.08	5,235.42	29.17	0.00	5,264.58	124,583.33
6/1/2015	4,583.33	4.000%	652.08	5,235.42	29.17	0.00	5,264.58	120,000.00
7/1/2015	5,000.00	4.125%	468.75	5,468.75	20.00	0.00	5,488.75	115,000.00
8/1/2015	5,000.00	4.125%	468.75	5,468.75	20.00	0.00	5,488.75	110,000.00
9/1/2015	5,000.00	4.125%	468.75	5,468.75	20.00	0.00	5,488.75	105,000.00
10/1/2015	5,000.00	4.125%	468.75	5,468.75	20.00	0.00	5,488.75	100,000.00
11/1/2015	5,000.00	4.125%	468.75	5,468.75	20.00	0.00	5,488.75	95,000.00
12/1/2015	5,000.00	4.125%	468.75	5,468.75	20.00	0.00	5,488.75	90,000.00
1/1/2016	5,000.00	4.125%	468.75	5,468.75	20.00	0.00	5,488.75	85,000.00
2/1/2016	5,000.00	4.125%	468.75	5,468.75	20.00	0.00	5,488.75	80,000.00
3/1/2016	5,000.00	4.125%	468.75	5,468.75	20.00	0.00	5,488.75	75,000.00
4/1/2016	5,000.00	4.125%	468.75	5,468.75	20.00	0.00	5,488.75	70,000.00
5/1/2016	5,000.00	4.125%	468.75	5,468.75	20.00	0.00	5,488.75	65,000.00
6/1/2016	5,000.00	4.125%	468.75	5,468.75	20.00	0.00	5,488.75	60,000.00
7/1/2016	5,000.00	5.250%	262.50	5,262.50	10.00	-424.83	4,847.67	55,000.00
8/1/2016	5,000.00	5.250%	262.50	5,262.50	10.00	-424.83	4,847.67	50,000.00
9/1/2016	5,000.00	5.250%	262.50	5,262.50	10.00	-424.83	4,847.67	45,000.00
10/1/2016	5,000.00	5.250%	262.50	5,262.50	10.00	-424.83	4,847.67	40,000.00
11/1/2016	5,000.00	5.250%	262.50	5,262.50	10.00	-424.83	4,847.67	35,000.00
12/1/2016	5,000.00	5.250%	262.50	5,262.50	10.00	-424.83	4,847.67	30,000.00
1/1/2017	5,000.00	5.250%	262.50	5,262.50	10.00	-424.83	4,847.67	25,000.00
2/1/2017	5,000.00	5.250%	262.50	5,262.50	10.00	-424.83	4,847.67	20,000.00
3/1/2017	5,000.00	5.250%	262.50	5,262.50	10.00	-424.83	4,847.67	15,000.00
4/1/2017	5,000.00	5.250%	262.50	5,262.50	10.00	-424.83	4,847.67	10,000.00
5/1/2017	5,000.00	5.250%	262.50	5,262.50	10.00	-424.83	4,847.67	5,000.00
6/1/2017	5,000.00	5.250%	262.50	5,262.50	10.00	-424.83	4,847.67	0.00
TOTAL	625,000.00		206,300.00	831,300.00	9,430.00	-5,098.00	835,632.00	

POWER OF ATTORNEY AND AFFIDAVIT

The Affiant, Don Robertson, being duly sworn, states that:

- 1. Affiant is Chairman of Lyon County Water District;
- 2. Affiant has read the Application;
- 3. The contents of the Application that relate to Lyon County Water District are accurate and correct;

4. Affiant, on behalf of Lyon County Water District hereby appoints the Kentucky Infrastructure Authority to be its Attorney in Fact to apply to and obtain from the Public Service Commission of Kentucky for all authorizations necessary for Lyon County Water District to enter into a supplemental or amended loan agreement with the Kentucky Infrastructure Authority to implement revisions to the existing loan agreements that are the subject of this Application.

Don Robertson

COMMONWEALTH OF KENTUCKY)
COUNTY OF Lyon) SS

SUBSCRIBED, SWORN TO AND ACKNOWLEDGED before me by Don Robertson, Chairman of Lyon CO. Water District, on this 16th day of September, 2004.

RECEIVED

2004 SEP 16 P 12:50

KENTUCKY INFRASTRUCTURE AUTHORITY

Debbie Johnson
Notary Public

My Commission expires: 2/26/07

Kentucky Infrastructure Authority

MONTHLY PAYMENT SCHEDULE

Lyon County Water District

C89-26

Loan Amount

430,000.00

Payment Date	Principal	Coupon	Interest	Debt Service	Service Fee	Sinking Fund	Net Total Payment	Principal Balance Remaining
9/1/2004	500.00	3.000%	2,077.73	2,577.73	86.00	2,837.37	5,501.10	429,500.00
10/1/2004	500.00	3.000%	2,077.73	2,577.73	86.00	2,837.37	5,501.10	429,000.00
11/1/2004	500.00	3.000%	2,077.73	2,577.73	86.00	2,837.37	5,501.10	428,500.00
12/1/2004	500.00	3.000%	2,077.73	2,577.73	86.00	2,837.37	5,501.10	428,000.00
1/1/2005	500.00	3.000%	2,077.73	2,577.73	86.00	2,837.37	5,501.10	427,500.00
2/1/2005	500.00	3.000%	2,077.73	2,577.73	86.00	2,837.37	5,501.10	427,000.00
3/1/2005	500.00	3.000%	2,077.73	2,577.73	86.00	2,837.37	5,501.10	426,500.00
4/1/2005	500.00	3.000%	2,077.73	2,577.73	86.00	2,837.37	5,501.10	426,000.00
5/1/2005	500.00	3.000%	2,077.73	2,577.73	86.00	2,837.37	5,501.10	425,500.00
6/1/2005	500.00	3.000%	2,077.73	2,577.73	86.00	2,837.37	5,501.10	425,000.00
7/1/2005	0.00	0.000%	1,709.38	1,709.38	70.83	2,882.84	4,663.05	425,000.00
8/1/2005	0.00	0.000%	1,709.38	1,709.38	70.83	2,882.84	4,663.05	425,000.00
9/1/2005	0.00	0.000%	1,709.38	1,709.38	70.83	2,882.84	4,663.05	425,000.00
10/1/2005	0.00	0.000%	1,709.38	1,709.38	70.83	2,882.84	4,663.05	425,000.00
11/1/2005	0.00	0.000%	1,709.38	1,709.38	70.83	2,882.84	4,663.05	425,000.00
12/1/2005	0.00	0.000%	1,709.38	1,709.38	70.83	2,882.84	4,663.05	425,000.00
1/1/2006	0.00	0.000%	1,709.38	1,709.38	70.83	2,882.84	4,663.05	425,000.00
2/1/2006	0.00	0.000%	1,709.38	1,709.38	70.83	2,882.84	4,663.05	425,000.00
3/1/2006	0.00	0.000%	1,709.38	1,709.38	70.83	2,882.84	4,663.05	425,000.00
4/1/2006	0.00	0.000%	1,709.38	1,709.38	70.83	2,882.84	4,663.05	425,000.00
5/1/2006	0.00	0.000%	1,709.38	1,709.38	70.83	2,882.84	4,663.05	425,000.00
6/1/2006	0.00	0.000%	1,709.38	1,709.38	70.83	2,882.84	4,663.05	425,000.00
7/1/2006	416.67	2.500%	1,709.38	2,126.04	70.83	2,444.04	4,640.91	424,583.33
8/1/2006	416.67	2.500%	1,709.38	2,126.04	70.83	2,444.04	4,640.91	424,166.67
9/1/2006	416.67	2.500%	1,709.38	2,126.04	70.83	2,444.04	4,640.91	423,750.00
10/1/2006	416.67	2.500%	1,709.38	2,126.04	70.83	2,444.04	4,640.91	423,333.33
11/1/2006	416.67	2.500%	1,709.38	2,126.04	70.83	2,444.04	4,640.91	422,916.67
12/1/2006	416.67	2.500%	1,709.38	2,126.04	70.83	2,444.04	4,640.91	422,500.00
1/1/2007	416.67	2.500%	1,709.38	2,126.04	70.83	2,444.04	4,640.91	422,083.33
2/1/2007	416.67	2.500%	1,709.38	2,126.04	70.83	2,444.04	4,640.91	421,666.67
3/1/2007	416.67	2.500%	1,709.38	2,126.04	70.83	2,444.04	4,640.91	421,250.00
4/1/2007	416.67	2.500%	1,709.38	2,126.04	70.83	2,444.04	4,640.91	420,833.33
5/1/2007	416.67	2.500%	1,709.38	2,126.04	70.83	2,444.04	4,640.91	420,416.67
6/1/2007	416.67	2.500%	1,709.38	2,126.04	70.83	2,444.04	4,640.91	420,000.00
7/1/2007	416.67	3.000%	1,698.96	2,115.63	70.00	2,513.12	4,698.75	419,583.33
8/1/2007	416.67	3.000%	1,698.96	2,115.63	70.00	2,513.12	4,698.75	419,166.67
9/1/2007	416.67	3.000%	1,698.96	2,115.63	70.00	2,513.12	4,698.75	418,750.00
10/1/2007	416.67	3.000%	1,698.96	2,115.63	70.00	2,513.12	4,698.75	418,333.33
11/1/2007	416.67	3.000%	1,698.96	2,115.63	70.00	2,513.12	4,698.75	417,916.67
12/1/2007	416.67	3.000%	1,698.96	2,115.63	70.00	2,513.12	4,698.75	417,500.00
1/1/2008	416.67	3.000%	1,698.96	2,115.63	70.00	2,513.12	4,698.75	417,083.33
2/1/2008	416.67	3.000%	1,698.96	2,115.63	70.00	2,513.12	4,698.75	416,666.67
3/1/2008	416.67	3.000%	1,698.96	2,115.63	70.00	2,513.12	4,698.75	416,250.00
4/1/2008	416.67	3.000%	1,698.96	2,115.63	70.00	2,513.12	4,698.75	415,833.33
5/1/2008	416.67	3.000%	1,698.96	2,115.63	70.00	2,513.12	4,698.75	415,416.67
6/1/2008	416.67	3.000%	1,698.96	2,115.63	70.00	2,513.12	4,698.75	415,000.00
7/1/2008	416.67	3.000%	1,686.46	2,103.13	69.17	2,500.17	4,672.47	414,583.33
8/1/2008	416.67	3.000%	1,686.46	2,103.13	69.17	2,500.17	4,672.47	414,166.67
9/1/2008	416.67	3.000%	1,686.46	2,103.13	69.17	2,500.17	4,672.47	413,750.00
10/1/2008	416.67	3.000%	1,686.46	2,103.13	69.17	2,500.17	4,672.47	413,333.33
11/1/2008	416.67	3.000%	1,686.46	2,103.13	69.17	2,500.17	4,672.47	412,916.67
12/1/2008	416.67	3.000%	1,686.46	2,103.13	69.17	2,500.17	4,672.47	412,500.00
1/1/2009	416.67	3.000%	1,686.46	2,103.13	69.17	2,500.17	4,672.47	412,083.33

Kentucky Infrastructure Authority

MONTHLY PAYMENT SCHEDULE

Lyon County Water District

Loan Amount

430,000.00

C89-26

Payment Date	Principal	Coupon	Interest	Debt Service	Service Fee	Sinking Fund	Net Total Payment	Principal Balance Remaining
2/1/2009	416.67	3.000%	1,686.46	2,103.13	69.17	2,500.17	4,672.47	411,666.67
3/1/2009	416.67	3.000%	1,686.46	2,103.13	69.17	2,500.17	4,672.47	411,250.00
4/1/2009	416.67	3.000%	1,686.46	2,103.13	69.17	2,500.17	4,672.47	410,833.33
5/1/2009	416.67	3.000%	1,686.46	2,103.13	69.17	2,500.17	4,672.47	410,416.67
6/1/2009	416.67	3.000%	1,686.46	2,103.13	69.17	2,500.17	4,672.47	410,000.00
7/1/2009	416.67	3.500%	1,673.96	2,090.63	68.33	2,479.74	4,638.70	409,583.33
8/1/2009	416.67	3.500%	1,673.96	2,090.63	68.33	2,479.74	4,638.70	409,166.67
9/1/2009	416.67	3.500%	1,673.96	2,090.63	68.33	2,479.74	4,638.70	408,750.00
10/1/2009	416.67	3.500%	1,673.96	2,090.63	68.33	2,479.74	4,638.70	408,333.33
11/1/2009	416.67	3.500%	1,673.96	2,090.63	68.33	2,479.74	4,638.70	407,916.67
12/1/2009	416.67	3.500%	1,673.96	2,090.63	68.33	2,479.74	4,638.70	407,500.00
1/1/2010	416.67	3.500%	1,673.96	2,090.63	68.33	2,479.74	4,638.70	407,083.33
2/1/2010	416.67	3.500%	1,673.96	2,090.63	68.33	2,479.74	4,638.70	406,666.67
3/1/2010	416.67	3.500%	1,673.96	2,090.63	68.33	2,479.74	4,638.70	406,250.00
4/1/2010	416.67	3.500%	1,673.96	2,090.63	68.33	2,479.74	4,638.70	405,833.33
5/1/2010	416.67	3.500%	1,673.96	2,090.63	68.33	2,479.74	4,638.70	405,416.67
6/1/2010	416.67	3.500%	1,673.96	2,090.63	68.33	2,479.74	4,638.70	405,000.00
7/1/2010	7,500.00	3.750%	1,659.38	9,159.38	67.50	-4,627.07	4,599.80	397,500.00
8/1/2010	7,500.00	3.750%	1,659.38	9,159.38	67.50	-4,627.07	4,599.80	390,000.00
9/1/2010	7,500.00	3.750%	1,659.38	9,159.38	67.50	-4,627.07	4,599.80	382,500.00
10/1/2010	7,500.00	3.750%	1,659.38	9,159.38	67.50	-4,627.07	4,599.80	375,000.00
11/1/2010	7,500.00	3.750%	1,659.38	9,159.38	67.50	-4,627.07	4,599.80	367,500.00
12/1/2010	7,500.00	3.750%	1,659.38	9,159.38	67.50	-4,627.07	4,599.80	360,000.00
1/1/2011	7,500.00	3.750%	1,659.38	9,159.38	67.50	-4,627.07	4,599.80	352,500.00
2/1/2011	7,500.00	3.750%	1,659.38	9,159.38	67.50	-4,627.07	4,599.80	345,000.00
3/1/2011	7,500.00	3.750%	1,659.38	9,159.38	67.50	-4,627.07	4,599.80	337,500.00
4/1/2011	7,500.00	3.750%	1,659.38	9,159.38	67.50	-4,627.07	4,599.80	330,000.00
5/1/2011	7,500.00	3.750%	1,659.38	9,159.38	67.50	-4,627.07	4,599.80	322,500.00
6/1/2011	7,500.00	3.750%	1,659.38	9,159.38	67.50	-4,627.07	4,599.80	315,000.00
7/1/2011	0.00	0.000%	1,378.13	1,378.13	52.50	2,027.40	3,458.03	315,000.00
8/1/2011	0.00	0.000%	1,378.13	1,378.13	52.50	2,027.40	3,458.03	315,000.00
9/1/2011	0.00	0.000%	1,378.13	1,378.13	52.50	2,027.40	3,458.03	315,000.00
10/1/2011	0.00	0.000%	1,378.13	1,378.13	52.50	2,027.40	3,458.03	315,000.00
11/1/2011	0.00	0.000%	1,378.13	1,378.13	52.50	2,027.40	3,458.03	315,000.00
12/1/2011	0.00	0.000%	1,378.13	1,378.13	52.50	2,027.40	3,458.03	315,000.00
1/1/2012	0.00	0.000%	1,378.13	1,378.13	52.50	2,027.40	3,458.03	315,000.00
2/1/2012	0.00	0.000%	1,378.13	1,378.13	52.50	2,027.40	3,458.03	315,000.00
3/1/2012	0.00	0.000%	1,378.13	1,378.13	52.50	2,027.40	3,458.03	315,000.00
4/1/2012	0.00	0.000%	1,378.13	1,378.13	52.50	2,027.40	3,458.03	315,000.00
5/1/2012	0.00	0.000%	1,378.13	1,378.13	52.50	2,027.40	3,458.03	315,000.00
6/1/2012	0.00	0.000%	1,378.13	1,378.13	52.50	2,027.40	3,458.03	315,000.00
7/1/2012	0.00	0.000%	1,378.13	1,378.13	52.50	1,986.41	3,417.04	315,000.00
8/1/2012	0.00	0.000%	1,378.13	1,378.13	52.50	1,986.41	3,417.04	315,000.00
9/1/2012	0.00	0.000%	1,378.13	1,378.13	52.50	1,986.41	3,417.04	315,000.00
10/1/2012	0.00	0.000%	1,378.13	1,378.13	52.50	1,986.41	3,417.04	315,000.00
11/1/2012	0.00	0.000%	1,378.13	1,378.13	52.50	1,986.41	3,417.04	315,000.00
12/1/2012	0.00	0.000%	1,378.13	1,378.13	52.50	1,986.41	3,417.04	315,000.00
1/1/2013	0.00	0.000%	1,378.13	1,378.13	52.50	1,986.41	3,417.04	315,000.00
2/1/2013	0.00	0.000%	1,378.13	1,378.13	52.50	1,986.41	3,417.04	315,000.00
3/1/2013	0.00	0.000%	1,378.13	1,378.13	52.50	1,986.41	3,417.04	315,000.00
4/1/2013	0.00	0.000%	1,378.13	1,378.13	52.50	1,986.41	3,417.04	315,000.00
5/1/2013	0.00	0.000%	1,378.13	1,378.13	52.50	1,986.41	3,417.04	315,000.00
6/1/2013	0.00	0.000%	1,378.13	1,378.13	52.50	1,986.41	3,417.04	315,000.00

Kentucky Infrastructure Authority

MONTHLY PAYMENT SCHEDULE

Lyon County Water District

C89-26

Loan Amount

430,000.00

Payment Date	Principal	Coupon	Interest	Debt Service	Service Fee	Sinking Fund	Net Total Payment	Principal Balance Remaining
7/1/2013	26,250.00	5.250%	1,378.13	27,628.13	52.50	-24,288.11	3,392.51	288,750.00
8/1/2013	26,250.00	5.250%	1,378.13	27,628.13	52.50	-24,288.11	3,392.51	262,500.00
9/1/2013	26,250.00	5.250%	1,378.13	27,628.13	52.50	-24,288.11	3,392.51	236,250.00
10/1/2013	26,250.00	5.250%	1,378.13	27,628.13	52.50	-24,288.11	3,392.51	210,000.00
11/1/2013	26,250.00	5.250%	1,378.13	27,628.13	52.50	-24,288.11	3,392.51	183,750.00
12/1/2013	26,250.00	5.250%	1,378.13	27,628.13	52.50	-24,288.11	3,392.51	157,500.00
1/1/2014	26,250.00	5.250%	1,378.13	27,628.13	52.50	-24,288.11	3,392.51	131,250.00
2/1/2014	26,250.00	5.250%	1,378.13	27,628.13	52.50	-24,288.11	3,392.51	105,000.00
3/1/2014	26,250.00	5.250%	1,378.13	27,628.13	52.50	-24,288.11	3,392.51	78,750.00
4/1/2014	26,250.00	5.250%	1,378.13	27,628.13	52.50	-24,288.11	3,392.51	52,500.00
5/1/2014	26,250.00	5.250%	1,378.13	27,628.13	52.50	-24,288.11	3,392.51	26,250.00
6/1/2014	26,250.00	5.250%	1,378.13	27,628.13	52.50	-24,288.11	3,392.51	0.00
7/1/2014	0.00	0.000%	0.00	0.00	0.00	550.64	550.64	0.00
8/1/2014	0.00	0.000%	0.00	0.00	0.00	550.64	550.64	0.00
9/1/2014	0.00	0.000%	0.00	0.00	0.00	550.64	550.64	0.00
10/1/2014	0.00	0.000%	0.00	0.00	0.00	550.64	550.64	0.00
11/1/2014	0.00	0.000%	0.00	0.00	0.00	550.64	550.64	0.00
12/1/2014	0.00	0.000%	0.00	0.00	0.00	550.64	550.64	0.00
1/1/2015	0.00	0.000%	0.00	0.00	0.00	550.64	550.64	0.00
2/1/2015	0.00	0.000%	0.00	0.00	0.00	550.64	550.64	0.00
3/1/2015	0.00	0.000%	0.00	0.00	0.00	550.64	550.64	0.00
4/1/2015	0.00	0.000%	0.00	0.00	0.00	550.64	550.64	0.00
5/1/2015	0.00	0.000%	0.00	0.00	0.00	550.64	550.64	0.00
6/1/2015	0.00	0.000%	0.00	0.00	0.00	550.64	550.64	0.00
TOTAL	430,000.00		192,039.79	622,039.79	7,750.00	-109,996.17	519,793.62	

POWER OF ATTORNEY AND AFFIDAVIT

The Affiant, JOE BARTLEY, being duly sworn, states that:

- 1. Affiant is CHAIRMAN of MEADE CO. WATER DISTRICT;
- 2. Affiant has read the Application;
- 3. The contents of the Application that relate to MEADE CO. WATER DISTRICT are accurate and correct;

4. Affiant, on behalf of MEADE CO. WATER DISTRICT hereby appoints the Kentucky Infrastructure Authority to be its Attorney in Fact to apply to and obtain from the Public Service Commission of Kentucky for all authorizations necessary for MEADE CO. WATER DISTRICT to enter into a supplemental or amended loan agreement with the Kentucky Infrastructure Authority to implement revisions to the existing loan agreements that are the subject of this Application.

Joe Bartley

COMMONWEALTH OF KENTUCKY)
COUNTY OF MEADE) SS

SUBSCRIBED, SWORN TO AND ACKNOWLEDGED before me by _____

JOE BARTLEY, CHAIRMAN of MEADE CO. WATER DISTRICT, on this 26 day of July, 2004.

Donna M. Schenck, Notary Public
State at Large
Kentucky
My Commission Expires Mar. 13, 2005

Donna Schenck
Notary Public
My Commission expires: 3-13-05

Kentucky Infrastructure Authority

MONTHLY PAYMENT SCHEDULE

Meade County Water District

Loan Amount 165,000.00

C98-05

Payment Date	Principal	Coupon	Interest	Debt Service	Service Fee	Sinking Fund	Net Total Payment	Principal Balance Remaining
9/1/2004	500.00	3.000%	686.29	1,186.29	33.00	0.00	1,219.29	164,500.00
10/1/2004	500.00	3.000%	686.29	1,186.29	33.00	0.00	1,219.29	164,000.00
11/1/2004	500.00	3.000%	686.29	1,186.29	33.00	0.00	1,219.29	163,500.00
12/1/2004	500.00	3.000%	686.29	1,186.29	33.00	0.00	1,219.29	163,000.00
1/1/2005	500.00	3.000%	686.29	1,186.29	33.00	0.00	1,219.29	162,500.00
2/1/2005	500.00	3.000%	686.29	1,186.29	33.00	0.00	1,219.29	162,000.00
3/1/2005	500.00	3.000%	686.29	1,186.29	33.00	0.00	1,219.29	161,500.00
4/1/2005	500.00	3.000%	686.29	1,186.29	33.00	0.00	1,219.29	161,000.00
5/1/2005	500.00	3.000%	686.29	1,186.29	33.00	0.00	1,219.29	160,500.00
6/1/2005	500.00	3.000%	686.29	1,186.29	33.00	0.00	1,219.29	160,000.00
7/1/2005	416.67	2.250%	556.25	972.92	26.67	0.00	999.58	159,583.33
8/1/2005	416.67	2.250%	556.25	972.92	26.67	0.00	999.58	159,166.67
9/1/2005	416.67	2.250%	556.25	972.92	26.67	0.00	999.58	158,750.00
10/1/2005	416.67	2.250%	556.25	972.92	26.67	0.00	999.58	158,333.33
11/1/2005	416.67	2.250%	556.25	972.92	26.67	0.00	999.58	157,916.67
12/1/2005	416.67	2.250%	556.25	972.92	26.67	0.00	999.58	157,500.00
1/1/2006	416.67	2.250%	556.25	972.92	26.67	0.00	999.58	157,083.33
2/1/2006	416.67	2.250%	556.25	972.92	26.67	0.00	999.58	156,666.67
3/1/2006	416.67	2.250%	556.25	972.92	26.67	0.00	999.58	156,250.00
4/1/2006	416.67	2.250%	556.25	972.92	26.67	0.00	999.58	155,833.33
5/1/2006	416.67	2.250%	556.25	972.92	26.67	0.00	999.58	155,416.67
6/1/2006	416.67	2.250%	556.25	972.92	26.67	0.00	999.58	155,000.00
7/1/2006	416.67	2.500%	546.88	963.54	25.83	0.00	989.38	154,583.33
8/1/2006	416.67	2.500%	546.88	963.54	25.83	0.00	989.38	154,166.67
9/1/2006	416.67	2.500%	546.88	963.54	25.83	0.00	989.38	153,750.00
10/1/2006	416.67	2.500%	546.88	963.54	25.83	0.00	989.38	153,333.33
11/1/2006	416.67	2.500%	546.88	963.54	25.83	0.00	989.38	152,916.67
12/1/2006	416.67	2.500%	546.88	963.54	25.83	0.00	989.38	152,500.00
1/1/2007	416.67	2.500%	546.88	963.54	25.83	0.00	989.38	152,083.33
2/1/2007	416.67	2.500%	546.88	963.54	25.83	0.00	989.38	151,666.67
3/1/2007	416.67	2.500%	546.88	963.54	25.83	0.00	989.38	151,250.00
4/1/2007	416.67	2.500%	546.88	963.54	25.83	0.00	989.38	150,833.33
5/1/2007	416.67	2.500%	546.88	963.54	25.83	0.00	989.38	150,416.67
6/1/2007	416.67	2.500%	546.88	963.54	25.83	0.00	989.38	150,000.00
7/1/2007	833.33	3.000%	536.46	1,369.79	25.00	0.00	1,394.79	149,166.67
8/1/2007	833.33	3.000%	536.46	1,369.79	25.00	0.00	1,394.79	148,333.33
9/1/2007	833.33	3.000%	536.46	1,369.79	25.00	0.00	1,394.79	147,500.00
10/1/2007	833.33	3.000%	536.46	1,369.79	25.00	0.00	1,394.79	146,666.67
11/1/2007	833.33	3.000%	536.46	1,369.79	25.00	0.00	1,394.79	145,833.33
12/1/2007	833.33	3.000%	536.46	1,369.79	25.00	0.00	1,394.79	145,000.00
1/1/2008	833.33	3.000%	536.46	1,369.79	25.00	0.00	1,394.79	144,166.67
2/1/2008	833.33	3.000%	536.46	1,369.79	25.00	0.00	1,394.79	143,333.33
3/1/2008	833.33	3.000%	536.46	1,369.79	25.00	0.00	1,394.79	142,500.00
4/1/2008	833.33	3.000%	536.46	1,369.79	25.00	0.00	1,394.79	141,666.67
5/1/2008	833.33	3.000%	536.46	1,369.79	25.00	0.00	1,394.79	140,833.33
6/1/2008	833.33	3.000%	536.46	1,369.79	25.00	0.00	1,394.79	140,000.00
7/1/2008	833.33	3.000%	511.46	1,344.79	23.33	0.00	1,368.13	139,166.67
8/1/2008	833.33	3.000%	511.46	1,344.79	23.33	0.00	1,368.13	138,333.33
9/1/2008	833.33	3.000%	511.46	1,344.79	23.33	0.00	1,368.13	137,500.00
10/1/2008	833.33	3.000%	511.46	1,344.79	23.33	0.00	1,368.13	136,666.67
11/1/2008	833.33	3.000%	511.46	1,344.79	23.33	0.00	1,368.13	135,833.33
12/1/2008	833.33	3.000%	511.46	1,344.79	23.33	0.00	1,368.13	135,000.00
1/1/2009	833.33	3.000%	511.46	1,344.79	23.33	0.00	1,368.13	134,166.67

Kentucky Infrastructure Authority

MONTHLY PAYMENT SCHEDULE

Meade County Water District

C98-05

Loan Amount

165,000.00

Payment Date	Principal	Coupon	Interest	Debt Service	Service Fee	Sinking Fund	Net Total Payment	Principal Balance Remaining
2/1/2009	833.33	3.000%	511.46	1,344.79	23.33	0.00	1,368.13	133,333.33
3/1/2009	833.33	3.000%	511.46	1,344.79	23.33	0.00	1,368.13	132,500.00
4/1/2009	833.33	3.000%	511.46	1,344.79	23.33	0.00	1,368.13	131,666.67
5/1/2009	833.33	3.000%	511.46	1,344.79	23.33	0.00	1,368.13	130,833.33
6/1/2009	833.33	3.000%	511.46	1,344.79	23.33	0.00	1,368.13	130,000.00
7/1/2009	833.33	3.500%	486.46	1,319.79	21.67	0.00	1,341.46	129,166.67
8/1/2009	833.33	3.500%	486.46	1,319.79	21.67	0.00	1,341.46	128,333.33
9/1/2009	833.33	3.500%	486.46	1,319.79	21.67	0.00	1,341.46	127,500.00
10/1/2009	833.33	3.500%	486.46	1,319.79	21.67	0.00	1,341.46	126,666.67
11/1/2009	833.33	3.500%	486.46	1,319.79	21.67	0.00	1,341.46	125,833.33
12/1/2009	833.33	3.500%	486.46	1,319.79	21.67	0.00	1,341.46	125,000.00
1/1/2010	833.33	3.500%	486.46	1,319.79	21.67	0.00	1,341.46	124,166.67
2/1/2010	833.33	3.500%	486.46	1,319.79	21.67	0.00	1,341.46	123,333.33
3/1/2010	833.33	3.500%	486.46	1,319.79	21.67	0.00	1,341.46	122,500.00
4/1/2010	833.33	3.500%	486.46	1,319.79	21.67	0.00	1,341.46	121,666.67
5/1/2010	833.33	3.500%	486.46	1,319.79	21.67	0.00	1,341.46	120,833.33
6/1/2010	833.33	3.500%	486.46	1,319.79	21.67	0.00	1,341.46	120,000.00
7/1/2010	833.33	3.750%	457.29	1,290.63	20.00	0.00	1,310.63	119,166.67
8/1/2010	833.33	3.750%	457.29	1,290.63	20.00	0.00	1,310.63	118,333.33
9/1/2010	833.33	3.750%	457.29	1,290.63	20.00	0.00	1,310.63	117,500.00
10/1/2010	833.33	3.750%	457.29	1,290.63	20.00	0.00	1,310.63	116,666.67
11/1/2010	833.33	3.750%	457.29	1,290.63	20.00	0.00	1,310.63	115,833.33
12/1/2010	833.33	3.750%	457.29	1,290.63	20.00	0.00	1,310.63	115,000.00
1/1/2011	833.33	3.750%	457.29	1,290.63	20.00	0.00	1,310.63	114,166.67
2/1/2011	833.33	3.750%	457.29	1,290.63	20.00	0.00	1,310.63	113,333.33
3/1/2011	833.33	3.750%	457.29	1,290.63	20.00	0.00	1,310.63	112,500.00
4/1/2011	833.33	3.750%	457.29	1,290.63	20.00	0.00	1,310.63	111,666.67
5/1/2011	833.33	3.750%	457.29	1,290.63	20.00	0.00	1,310.63	110,833.33
6/1/2011	833.33	3.750%	457.29	1,290.63	20.00	0.00	1,310.63	110,000.00
7/1/2011	833.33	5.000%	426.04	1,259.38	18.33	0.00	1,277.71	109,166.67
8/1/2011	833.33	5.000%	426.04	1,259.38	18.33	0.00	1,277.71	108,333.33
9/1/2011	833.33	5.000%	426.04	1,259.38	18.33	0.00	1,277.71	107,500.00
10/1/2011	833.33	5.000%	426.04	1,259.38	18.33	0.00	1,277.71	106,666.67
11/1/2011	833.33	5.000%	426.04	1,259.38	18.33	0.00	1,277.71	105,833.33
12/1/2011	833.33	5.000%	426.04	1,259.38	18.33	0.00	1,277.71	105,000.00
1/1/2012	833.33	5.000%	426.04	1,259.38	18.33	0.00	1,277.71	104,166.67
2/1/2012	833.33	5.000%	426.04	1,259.38	18.33	0.00	1,277.71	103,333.33
3/1/2012	833.33	5.000%	426.04	1,259.38	18.33	0.00	1,277.71	102,500.00
4/1/2012	833.33	5.000%	426.04	1,259.38	18.33	0.00	1,277.71	101,666.67
5/1/2012	833.33	5.000%	426.04	1,259.38	18.33	0.00	1,277.71	100,833.33
6/1/2012	833.33	5.000%	426.04	1,259.38	18.33	0.00	1,277.71	100,000.00
7/1/2012	833.33	5.250%	384.38	1,217.71	16.67	0.00	1,234.38	99,166.67
8/1/2012	833.33	5.250%	384.38	1,217.71	16.67	0.00	1,234.38	98,333.33
9/1/2012	833.33	5.250%	384.38	1,217.71	16.67	0.00	1,234.38	97,500.00
10/1/2012	833.33	5.250%	384.38	1,217.71	16.67	0.00	1,234.38	96,666.67
11/1/2012	833.33	5.250%	384.38	1,217.71	16.67	0.00	1,234.38	95,833.33
12/1/2012	833.33	5.250%	384.38	1,217.71	16.67	0.00	1,234.38	95,000.00
1/1/2013	833.33	5.250%	384.38	1,217.71	16.67	0.00	1,234.38	94,166.67
2/1/2013	833.33	5.250%	384.38	1,217.71	16.67	0.00	1,234.38	93,333.33
3/1/2013	833.33	5.250%	384.38	1,217.71	16.67	0.00	1,234.38	92,500.00
4/1/2013	833.33	5.250%	384.38	1,217.71	16.67	0.00	1,234.38	91,666.67
5/1/2013	833.33	5.250%	384.38	1,217.71	16.67	0.00	1,234.38	90,833.33
6/1/2013	833.33	5.250%	384.38	1,217.71	16.67	0.00	1,234.38	90,000.00

Kentucky Infrastructure Authority

MONTHLY PAYMENT SCHEDULE

Meade County Water District

Loan Amount 165,000.00

C98-05

Payment Date	Principal	Coupon	Interest	Debt Service	Service Fee	Sinking Fund	Net Total Payment	Principal Balance Remaining
7/1/2013	833.33	5.250%	340.63	1,173.96	15.00	0.00	1,188.96	89,166.67
8/1/2013	833.33	5.250%	340.63	1,173.96	15.00	0.00	1,188.96	88,333.33
9/1/2013	833.33	5.250%	340.63	1,173.96	15.00	0.00	1,188.96	87,500.00
10/1/2013	833.33	5.250%	340.63	1,173.96	15.00	0.00	1,188.96	86,666.67
11/1/2013	833.33	5.250%	340.63	1,173.96	15.00	0.00	1,188.96	85,833.33
12/1/2013	833.33	5.250%	340.63	1,173.96	15.00	0.00	1,188.96	85,000.00
1/1/2014	833.33	5.250%	340.63	1,173.96	15.00	0.00	1,188.96	84,166.67
2/1/2014	833.33	5.250%	340.63	1,173.96	15.00	0.00	1,188.96	83,333.33
3/1/2014	833.33	5.250%	340.63	1,173.96	15.00	0.00	1,188.96	82,500.00
4/1/2014	833.33	5.250%	340.63	1,173.96	15.00	0.00	1,188.96	81,666.67
5/1/2014	833.33	5.250%	340.63	1,173.96	15.00	0.00	1,188.96	80,833.33
6/1/2014	833.33	5.250%	340.63	1,173.96	15.00	0.00	1,188.96	80,000.00
7/1/2014	833.33	4.000%	296.88	1,130.21	13.33	0.00	1,143.54	79,166.67
8/1/2014	833.33	4.000%	296.88	1,130.21	13.33	0.00	1,143.54	78,333.33
9/1/2014	833.33	4.000%	296.88	1,130.21	13.33	0.00	1,143.54	77,500.00
10/1/2014	833.33	4.000%	296.88	1,130.21	13.33	0.00	1,143.54	76,666.67
11/1/2014	833.33	4.000%	296.88	1,130.21	13.33	0.00	1,143.54	75,833.33
12/1/2014	833.33	4.000%	296.88	1,130.21	13.33	0.00	1,143.54	75,000.00
1/1/2015	833.33	4.000%	296.88	1,130.21	13.33	0.00	1,143.54	74,166.67
2/1/2015	833.33	4.000%	296.88	1,130.21	13.33	0.00	1,143.54	73,333.33
3/1/2015	833.33	4.000%	296.88	1,130.21	13.33	0.00	1,143.54	72,500.00
4/1/2015	833.33	4.000%	296.88	1,130.21	13.33	0.00	1,143.54	71,666.67
5/1/2015	833.33	4.000%	296.88	1,130.21	13.33	0.00	1,143.54	70,833.33
6/1/2015	833.33	4.000%	296.88	1,130.21	13.33	0.00	1,143.54	70,000.00
7/1/2015	833.33	4.125%	263.54	1,096.88	11.67	0.00	1,108.54	69,166.67
8/1/2015	833.33	4.125%	263.54	1,096.88	11.67	0.00	1,108.54	68,333.33
9/1/2015	833.33	4.125%	263.54	1,096.88	11.67	0.00	1,108.54	67,500.00
10/1/2015	833.33	4.125%	263.54	1,096.88	11.67	0.00	1,108.54	66,666.67
11/1/2015	833.33	4.125%	263.54	1,096.88	11.67	0.00	1,108.54	65,833.33
12/1/2015	833.33	4.125%	263.54	1,096.88	11.67	0.00	1,108.54	65,000.00
1/1/2016	833.33	4.125%	263.54	1,096.88	11.67	0.00	1,108.54	64,166.67
2/1/2016	833.33	4.125%	263.54	1,096.88	11.67	0.00	1,108.54	63,333.33
3/1/2016	833.33	4.125%	263.54	1,096.88	11.67	0.00	1,108.54	62,500.00
4/1/2016	833.33	4.125%	263.54	1,096.88	11.67	0.00	1,108.54	61,666.67
5/1/2016	833.33	4.125%	263.54	1,096.88	11.67	0.00	1,108.54	60,833.33
6/1/2016	833.33	4.125%	263.54	1,096.88	11.67	0.00	1,108.54	60,000.00
7/1/2016	833.33	5.250%	229.17	1,062.50	10.00	0.00	1,072.50	59,166.67
8/1/2016	833.33	5.250%	229.17	1,062.50	10.00	0.00	1,072.50	58,333.33
9/1/2016	833.33	5.250%	229.17	1,062.50	10.00	0.00	1,072.50	57,500.00
10/1/2016	833.33	5.250%	229.17	1,062.50	10.00	0.00	1,072.50	56,666.67
11/1/2016	833.33	5.250%	229.17	1,062.50	10.00	0.00	1,072.50	55,833.33
12/1/2016	833.33	5.250%	229.17	1,062.50	10.00	0.00	1,072.50	55,000.00
1/1/2017	833.33	5.250%	229.17	1,062.50	10.00	0.00	1,072.50	54,166.67
2/1/2017	833.33	5.250%	229.17	1,062.50	10.00	0.00	1,072.50	53,333.33
3/1/2017	833.33	5.250%	229.17	1,062.50	10.00	0.00	1,072.50	52,500.00
4/1/2017	833.33	5.250%	229.17	1,062.50	10.00	0.00	1,072.50	51,666.67
5/1/2017	833.33	5.250%	229.17	1,062.50	10.00	0.00	1,072.50	50,833.33
6/1/2017	833.33	5.250%	229.17	1,062.50	10.00	0.00	1,072.50	50,000.00
7/1/2017	833.33	4.250%	185.42	1,018.75	8.33	0.00	1,027.08	49,166.67
8/1/2017	833.33	4.250%	185.42	1,018.75	8.33	0.00	1,027.08	48,333.33
9/1/2017	833.33	4.250%	185.42	1,018.75	8.33	0.00	1,027.08	47,500.00
10/1/2017	833.33	4.250%	185.42	1,018.75	8.33	0.00	1,027.08	46,666.67
11/1/2017	833.33	4.250%	185.42	1,018.75	8.33	0.00	1,027.08	45,833.33

Kentucky Infrastructure Authority

MONTHLY PAYMENT SCHEDULE

Meade County Water District

Loan Amount 165,000.00

C98-05

Payment Date	Principal	Coupon	Interest	Debt Service	Service Fee	Sinking Fund	Net Total Payment	Principal Balance Remaining
12/1/2017	833.33	4.250%	185.42	1,018.75	8.33	0.00	1,027.08	45,000.00
1/1/2018	833.33	4.250%	185.42	1,018.75	8.33	0.00	1,027.08	44,166.67
2/1/2018	833.33	4.250%	185.42	1,018.75	8.33	0.00	1,027.08	43,333.33
3/1/2018	833.33	4.250%	185.42	1,018.75	8.33	0.00	1,027.08	42,500.00
4/1/2018	833.33	4.250%	185.42	1,018.75	8.33	0.00	1,027.08	41,666.67
5/1/2018	833.33	4.250%	185.42	1,018.75	8.33	0.00	1,027.08	40,833.33
6/1/2018	833.33	4.250%	185.42	1,018.75	8.33	0.00	1,027.08	40,000.00
7/1/2018	833.33	4.375%	150.00	983.33	6.67	0.00	990.00	39,166.67
8/1/2018	833.33	4.375%	150.00	983.33	6.67	0.00	990.00	38,333.33
9/1/2018	833.33	4.375%	150.00	983.33	6.67	0.00	990.00	37,500.00
10/1/2018	833.33	4.375%	150.00	983.33	6.67	0.00	990.00	36,666.67
11/1/2018	833.33	4.375%	150.00	983.33	6.67	0.00	990.00	35,833.33
12/1/2018	833.33	4.375%	150.00	983.33	6.67	0.00	990.00	35,000.00
1/1/2019	833.33	4.375%	150.00	983.33	6.67	0.00	990.00	34,166.67
2/1/2019	833.33	4.375%	150.00	983.33	6.67	0.00	990.00	33,333.33
3/1/2019	833.33	4.375%	150.00	983.33	6.67	0.00	990.00	32,500.00
4/1/2019	833.33	4.375%	150.00	983.33	6.67	0.00	990.00	31,666.67
5/1/2019	833.33	4.375%	150.00	983.33	6.67	0.00	990.00	30,833.33
6/1/2019	833.33	4.375%	150.00	983.33	6.67	0.00	990.00	30,000.00
7/1/2019	833.33	4.500%	113.54	946.88	5.00	0.00	951.88	29,166.67
8/1/2019	833.33	4.500%	113.54	946.88	5.00	0.00	951.88	28,333.33
9/1/2019	833.33	4.500%	113.54	946.88	5.00	0.00	951.88	27,500.00
10/1/2019	833.33	4.500%	113.54	946.88	5.00	0.00	951.88	26,666.67
11/1/2019	833.33	4.500%	113.54	946.88	5.00	0.00	951.88	25,833.33
12/1/2019	833.33	4.500%	113.54	946.88	5.00	0.00	951.88	25,000.00
1/1/2020	833.33	4.500%	113.54	946.88	5.00	0.00	951.88	24,166.67
2/1/2020	833.33	4.500%	113.54	946.88	5.00	0.00	951.88	23,333.33
3/1/2020	833.33	4.500%	113.54	946.88	5.00	0.00	951.88	22,500.00
4/1/2020	833.33	4.500%	113.54	946.88	5.00	0.00	951.88	21,666.67
5/1/2020	833.33	4.500%	113.54	946.88	5.00	0.00	951.88	20,833.33
6/1/2020	833.33	4.500%	113.54	946.88	5.00	0.00	951.88	20,000.00
7/1/2020	833.33	4.500%	76.04	909.38	3.33	0.00	912.71	19,166.67
8/1/2020	833.33	4.500%	76.04	909.38	3.33	0.00	912.71	18,333.33
9/1/2020	833.33	4.500%	76.04	909.38	3.33	0.00	912.71	17,500.00
10/1/2020	833.33	4.500%	76.04	909.38	3.33	0.00	912.71	16,666.67
11/1/2020	833.33	4.500%	76.04	909.38	3.33	0.00	912.71	15,833.33
12/1/2020	833.33	4.500%	76.04	909.38	3.33	0.00	912.71	15,000.00
1/1/2021	833.33	4.500%	76.04	909.38	3.33	0.00	912.71	14,166.67
2/1/2021	833.33	4.500%	76.04	909.38	3.33	0.00	912.71	13,333.33
3/1/2021	833.33	4.500%	76.04	909.38	3.33	0.00	912.71	12,500.00
4/1/2021	833.33	4.500%	76.04	909.38	3.33	0.00	912.71	11,666.67
5/1/2021	833.33	4.500%	76.04	909.38	3.33	0.00	912.71	10,833.33
6/1/2021	833.33	4.500%	76.04	909.38	3.33	0.00	912.71	10,000.00
7/1/2021	833.33	4.625%	38.54	871.88	1.67	-444.08	429.46	9,166.67
8/1/2021	833.33	4.625%	38.54	871.88	1.67	-444.08	429.46	8,333.33
9/1/2021	833.33	4.625%	38.54	871.88	1.67	-444.08	429.46	7,500.00
10/1/2021	833.33	4.625%	38.54	871.88	1.67	-444.08	429.46	6,666.67
11/1/2021	833.33	4.625%	38.54	871.88	1.67	-444.08	429.46	5,833.33
12/1/2021	833.33	4.625%	38.54	871.88	1.67	-444.08	429.46	5,000.00
1/1/2022	833.33	4.625%	38.54	871.88	1.67	-444.08	429.46	4,166.67
2/1/2022	833.33	4.625%	38.54	871.88	1.67	-444.08	429.46	3,333.33
3/1/2022	833.33	4.625%	38.54	871.88	1.67	-444.08	429.46	2,500.00
4/1/2022	833.33	4.625%	38.54	871.88	1.67	-444.08	429.46	1,666.67

Kentucky Infrastructure Authority

MONTHLY PAYMENT SCHEDULE

Meade County Water District

C98-05

Loan Amount

165,000.00

Payment Date	Principal	Coupon	Interest	Debt Service	Service Fee	Sinking Fund	Net Total Payment	Principal Balance Remaining
5/1/2022	833.33	4.625%	38.54	871.88	1.67	-444.08	429.46	833.33
6/1/2022	833.33	4.625%	38.54	871.88	1.67	-444.08	429.46	0.00
TOTAL	165,000.00		74,050.42	239,050.42	3,360.00	-5,329.00	237,081.42	

**POWER OF ATTORNEY
AND
AFFIDAVIT**


The Affiant, B. W. Darnell, being duly sworn, states that:

1. Affiant is Chairman of the North Marshall Water District.
2. Affiant has read the Application.
3. The contents of the Application that relate to the North Marshall Water District are accurate and correct.
4. Affiant, on behalf of North Marshall Water District hereby appoints the Kentucky Infrastructure authority to be its Attorney-in-Fact to apply to and obtain from the Public Service Commission of Kentucky for all authorizations necessary for North Marshall Water District to enter into a supplemental or amended loan agreement with the Kentucky Infrastructure Authority to implement revisions to the existing loan agreements that are the subject of this Application.


B. W. DARNELL

STATE OF KENTUCKY
COUNTY OF MARSHALL

The foregoing was subscribed, sworn to and acknowledged before me by B. W. Darnell on this 27th day of July, 2004.


Notary Public

My commission expires: June 25, 2007

AhFiscal2004

KENTUCKY INFRASTRUCTURE
AUTHORITY

2004 JUL 28 A 11:49

RECEIVED

Kentucky Infrastructure Authority

MONTHLY PAYMENT SCHEDULE

North Marshall Water District

Loan Amount 880,000.00

C92-06

Payment Date	Principal	Coupon	Interest	Debt Service	Service Fee	Sinking Fund	Net Total Payment	Principal Balance Remaining
9/1/2004	500.00	2.250%	3,985.37	4,485.37	176.00	0.00	4,661.37	879,500.00
10/1/2004	500.00	2.250%	3,985.37	4,485.37	176.00	0.00	4,661.37	879,000.00
11/1/2004	500.00	2.250%	3,985.37	4,485.37	176.00	0.00	4,661.37	878,500.00
12/1/2004	500.00	2.250%	3,985.37	4,485.37	176.00	0.00	4,661.37	878,000.00
1/1/2005	500.00	2.250%	3,985.37	4,485.37	176.00	0.00	4,661.37	877,500.00
2/1/2005	500.00	2.250%	3,985.37	4,485.37	176.00	0.00	4,661.37	877,000.00
3/1/2005	500.00	2.250%	3,985.37	4,485.37	176.00	0.00	4,661.37	876,500.00
4/1/2005	500.00	2.250%	3,985.37	4,485.37	176.00	0.00	4,661.37	876,000.00
5/1/2005	500.00	2.250%	3,985.37	4,485.37	176.00	0.00	4,661.37	875,500.00
6/1/2005	500.00	2.250%	3,985.37	4,485.37	176.00	0.00	4,661.37	875,000.00
7/1/2005	7,083.33	3.160%	3,293.42	10,376.75	145.83	0.00	10,522.58	867,916.67
8/1/2005	7,083.33	3.160%	3,293.42	10,376.75	145.83	0.00	10,522.58	860,833.33
9/1/2005	7,083.33	3.160%	3,293.42	10,376.75	145.83	0.00	10,522.58	853,750.00
10/1/2005	7,083.33	3.160%	3,293.42	10,376.75	145.83	0.00	10,522.58	846,666.67
11/1/2005	7,083.33	3.160%	3,293.42	10,376.75	145.83	0.00	10,522.58	839,583.33
12/1/2005	7,083.33	3.160%	3,293.42	10,376.75	145.83	0.00	10,522.58	832,500.00
1/1/2006	7,083.33	3.160%	3,293.42	10,376.75	145.83	0.00	10,522.58	825,416.67
2/1/2006	7,083.33	3.160%	3,293.42	10,376.75	145.83	0.00	10,522.58	818,333.33
3/1/2006	7,083.33	3.160%	3,293.42	10,376.75	145.83	0.00	10,522.58	811,250.00
4/1/2006	7,083.33	3.160%	3,293.42	10,376.75	145.83	0.00	10,522.58	804,166.67
5/1/2006	7,083.33	3.160%	3,293.42	10,376.75	145.83	0.00	10,522.58	797,083.33
6/1/2006	7,083.33	3.160%	3,293.42	10,376.75	145.83	0.00	10,522.58	790,000.00
7/1/2006	7,500.00	3.590%	3,069.58	10,569.58	131.67	0.00	10,701.25	782,500.00
8/1/2006	7,500.00	3.590%	3,069.58	10,569.58	131.67	0.00	10,701.25	775,000.00
9/1/2006	7,500.00	3.590%	3,069.58	10,569.58	131.67	0.00	10,701.25	767,500.00
10/1/2006	7,500.00	3.590%	3,069.58	10,569.58	131.67	0.00	10,701.25	760,000.00
11/1/2006	7,500.00	3.590%	3,069.58	10,569.58	131.67	0.00	10,701.25	752,500.00
12/1/2006	7,500.00	3.590%	3,069.58	10,569.58	131.67	0.00	10,701.25	745,000.00
1/1/2007	7,500.00	3.590%	3,069.58	10,569.58	131.67	0.00	10,701.25	737,500.00
2/1/2007	7,500.00	3.590%	3,069.58	10,569.58	131.67	0.00	10,701.25	730,000.00
3/1/2007	7,500.00	3.590%	3,069.58	10,569.58	131.67	0.00	10,701.25	722,500.00
4/1/2007	7,500.00	3.590%	3,069.58	10,569.58	131.67	0.00	10,701.25	715,000.00
5/1/2007	7,500.00	3.590%	3,069.58	10,569.58	131.67	0.00	10,701.25	707,500.00
6/1/2007	7,500.00	3.590%	3,069.58	10,569.58	131.67	0.00	10,701.25	700,000.00
7/1/2007	7,500.00	4.040%	2,800.33	10,300.33	116.67	0.00	10,417.00	692,500.00
8/1/2007	7,500.00	4.040%	2,800.33	10,300.33	116.67	0.00	10,417.00	685,000.00
9/1/2007	7,500.00	4.040%	2,800.33	10,300.33	116.67	0.00	10,417.00	677,500.00
10/1/2007	7,500.00	4.040%	2,800.33	10,300.33	116.67	0.00	10,417.00	670,000.00
11/1/2007	7,500.00	4.040%	2,800.33	10,300.33	116.67	0.00	10,417.00	662,500.00
12/1/2007	7,500.00	4.040%	2,800.33	10,300.33	116.67	0.00	10,417.00	655,000.00
1/1/2008	7,500.00	4.040%	2,800.33	10,300.33	116.67	0.00	10,417.00	647,500.00
2/1/2008	7,500.00	4.040%	2,800.33	10,300.33	116.67	0.00	10,417.00	640,000.00
3/1/2008	7,500.00	4.040%	2,800.33	10,300.33	116.67	0.00	10,417.00	632,500.00
4/1/2008	7,500.00	4.040%	2,800.33	10,300.33	116.67	0.00	10,417.00	625,000.00
5/1/2008	7,500.00	4.040%	2,800.33	10,300.33	116.67	0.00	10,417.00	617,500.00
6/1/2008	7,500.00	4.040%	2,800.33	10,300.33	116.67	0.00	10,417.00	610,000.00
7/1/2008	7,500.00	4.340%	2,497.33	9,997.33	101.67	0.00	10,099.00	602,500.00
8/1/2008	7,500.00	4.340%	2,497.33	9,997.33	101.67	0.00	10,099.00	595,000.00
9/1/2008	7,500.00	4.340%	2,497.33	9,997.33	101.67	0.00	10,099.00	587,500.00
10/1/2008	7,500.00	4.340%	2,497.33	9,997.33	101.67	0.00	10,099.00	580,000.00
11/1/2008	7,500.00	4.340%	2,497.33	9,997.33	101.67	0.00	10,099.00	572,500.00
12/1/2008	7,500.00	4.340%	2,497.33	9,997.33	101.67	0.00	10,099.00	565,000.00
1/1/2009	7,500.00	4.340%	2,497.33	9,997.33	101.67	0.00	10,099.00	557,500.00

Kentucky Infrastructure Authority

MONTHLY PAYMENT SCHEDULE

North Marshall Water District

Loan Amount 880,000.00

C92-06

Payment Date	Principal	Coupon	Interest	Debt Service	Service Fee	Sinking Fund	Net Total Payment	Principal Balance Remaining
2/1/2009	7,500.00	4.340%	2,497.33	9,997.33	101.67	0.00	10,099.00	550,000.00
3/1/2009	7,500.00	4.340%	2,497.33	9,997.33	101.67	0.00	10,099.00	542,500.00
4/1/2009	7,500.00	4.340%	2,497.33	9,997.33	101.67	0.00	10,099.00	535,000.00
5/1/2009	7,500.00	4.340%	2,497.33	9,997.33	101.67	0.00	10,099.00	527,500.00
6/1/2009	7,500.00	4.340%	2,497.33	9,997.33	101.67	0.00	10,099.00	520,000.00
7/1/2009	7,916.67	4.610%	2,171.83	10,088.50	86.67	-9.47	10,165.70	512,083.33
8/1/2009	7,916.67	4.610%	2,171.83	10,088.50	86.67	-9.47	10,165.70	504,166.67
9/1/2009	7,916.67	4.610%	2,171.83	10,088.50	86.67	-9.47	10,165.70	496,250.00
10/1/2009	7,916.67	4.610%	2,171.83	10,088.50	86.67	-9.47	10,165.70	488,333.33
11/1/2009	7,916.67	4.610%	2,171.83	10,088.50	86.67	-9.47	10,165.70	480,416.67
12/1/2009	7,916.67	4.610%	2,171.83	10,088.50	86.67	-9.47	10,165.70	472,500.00
1/1/2010	7,916.67	4.610%	2,171.83	10,088.50	86.67	-9.47	10,165.70	464,583.33
2/1/2010	7,916.67	4.610%	2,171.83	10,088.50	86.67	-9.47	10,165.70	456,666.67
3/1/2010	7,916.67	4.610%	2,171.83	10,088.50	86.67	-9.47	10,165.70	448,750.00
4/1/2010	7,916.67	4.610%	2,171.83	10,088.50	86.67	-9.47	10,165.70	440,833.33
5/1/2010	7,916.67	4.610%	2,171.83	10,088.50	86.67	-9.47	10,165.70	432,916.67
6/1/2010	7,916.67	4.610%	2,171.83	10,088.50	86.67	-9.47	10,165.70	425,000.00
7/1/2010	7,916.67	4.840%	1,806.88	9,723.54	70.83	-15.43	9,778.94	417,083.33
8/1/2010	7,916.67	4.840%	1,806.88	9,723.54	70.83	-15.43	9,778.94	409,166.67
9/1/2010	7,916.67	4.840%	1,806.88	9,723.54	70.83	-15.43	9,778.94	401,250.00
10/1/2010	7,916.67	4.840%	1,806.88	9,723.54	70.83	-15.43	9,778.94	393,333.33
11/1/2010	7,916.67	4.840%	1,806.88	9,723.54	70.83	-15.43	9,778.94	385,416.67
12/1/2010	7,916.67	4.840%	1,806.88	9,723.54	70.83	-15.43	9,778.94	377,500.00
1/1/2011	7,916.67	4.840%	1,806.88	9,723.54	70.83	-15.43	9,778.94	369,583.33
2/1/2011	7,916.67	4.840%	1,806.88	9,723.54	70.83	-15.43	9,778.94	361,666.67
3/1/2011	7,916.67	4.840%	1,806.88	9,723.54	70.83	-15.43	9,778.94	353,750.00
4/1/2011	7,916.67	4.840%	1,806.88	9,723.54	70.83	-15.43	9,778.94	345,833.33
5/1/2011	7,916.67	4.840%	1,806.88	9,723.54	70.83	-15.43	9,778.94	337,916.67
6/1/2011	7,916.67	4.840%	1,806.88	9,723.54	70.83	-15.43	9,778.94	330,000.00
7/1/2011	8,750.00	5.040%	1,423.71	10,173.71	55.00	-25.02	10,203.69	321,250.00
8/1/2011	8,750.00	5.040%	1,423.71	10,173.71	55.00	-25.02	10,203.69	312,500.00
9/1/2011	8,750.00	5.040%	1,423.71	10,173.71	55.00	-25.02	10,203.69	303,750.00
10/1/2011	8,750.00	5.040%	1,423.71	10,173.71	55.00	-25.02	10,203.69	295,000.00
11/1/2011	8,750.00	5.040%	1,423.71	10,173.71	55.00	-25.02	10,203.69	286,250.00
12/1/2011	8,750.00	5.040%	1,423.71	10,173.71	55.00	-25.02	10,203.69	277,500.00
1/1/2012	8,750.00	5.040%	1,423.71	10,173.71	55.00	-25.02	10,203.69	268,750.00
2/1/2012	8,750.00	5.040%	1,423.71	10,173.71	55.00	-25.02	10,203.69	260,000.00
3/1/2012	8,750.00	5.040%	1,423.71	10,173.71	55.00	-25.02	10,203.69	251,250.00
4/1/2012	8,750.00	5.040%	1,423.71	10,173.71	55.00	-25.02	10,203.69	242,500.00
5/1/2012	8,750.00	5.040%	1,423.71	10,173.71	55.00	-25.02	10,203.69	233,750.00
6/1/2012	8,750.00	5.040%	1,423.71	10,173.71	55.00	-25.02	10,203.69	225,000.00
7/1/2012	9,166.67	5.190%	982.71	10,149.38	37.50	-23.01	10,163.87	215,833.33
8/1/2012	9,166.67	5.190%	982.71	10,149.38	37.50	-23.01	10,163.87	206,666.67
9/1/2012	9,166.67	5.190%	982.71	10,149.38	37.50	-23.01	10,163.87	197,500.00
10/1/2012	9,166.67	5.190%	982.71	10,149.38	37.50	-23.01	10,163.87	188,333.33
11/1/2012	9,166.67	5.190%	982.71	10,149.38	37.50	-23.01	10,163.87	179,166.67
12/1/2012	9,166.67	5.190%	982.71	10,149.38	37.50	-23.01	10,163.87	170,000.00
1/1/2013	9,166.67	5.190%	982.71	10,149.38	37.50	-23.01	10,163.87	160,833.33
2/1/2013	9,166.67	5.190%	982.71	10,149.38	37.50	-23.01	10,163.87	151,666.67
3/1/2013	9,166.67	5.190%	982.71	10,149.38	37.50	-23.01	10,163.87	142,500.00
4/1/2013	9,166.67	5.190%	982.71	10,149.38	37.50	-23.01	10,163.87	133,333.33
5/1/2013	9,166.67	5.190%	982.71	10,149.38	37.50	-23.01	10,163.87	124,166.67
6/1/2013	9,166.67	5.190%	982.71	10,149.38	37.50	-23.01	10,163.87	115,000.00

Kentucky Infrastructure Authority

MONTHLY PAYMENT SCHEDULE

North Marshall Water District

Loan Amount 880,000.00

C92-06

Payment Date	Principal	Coupon	Interest	Debt Service	Service Fee	Sinking Fund	Net Total Payment	Principal Balance Remaining
7/1/2013	9,583.33	5.290%	506.96	10,090.29	19.17	-6,232.82	3,876.64	105,416.67
8/1/2013	9,583.33	5.290%	506.96	10,090.29	19.17	-6,232.82	3,876.64	95,833.33
9/1/2013	9,583.33	5.290%	506.96	10,090.29	19.17	-6,232.82	3,876.64	86,250.00
10/1/2013	9,583.33	5.290%	506.96	10,090.29	19.17	-6,232.82	3,876.64	76,666.67
11/1/2013	9,583.33	5.290%	506.96	10,090.29	19.17	-6,232.82	3,876.64	67,083.33
12/1/2013	9,583.33	5.290%	506.96	10,090.29	19.17	-6,232.82	3,876.64	57,500.00
1/1/2014	9,583.33	5.290%	506.96	10,090.29	19.17	-6,232.82	3,876.64	47,916.67
2/1/2014	9,583.33	5.290%	506.96	10,090.29	19.17	-6,232.82	3,876.64	38,333.33
3/1/2014	9,583.33	5.290%	506.96	10,090.29	19.17	-6,232.82	3,876.64	28,750.00
4/1/2014	9,583.33	5.290%	506.96	10,090.29	19.17	-6,232.82	3,876.64	19,166.67
5/1/2014	9,583.33	5.290%	506.96	10,090.29	19.17	-6,232.82	3,876.64	9,583.33
6/1/2014	9,583.33	5.290%	506.96	10,090.29	19.17	-6,232.82	3,876.64	0.00
TOTAL	880,000.00		262,486.69	1,142,486.69	10,940.00	-75,669.00	1,077,757.69	

POWER OF ATTORNEY AND AFFIDAVIT

The Affiant, ROY SHORT, being duly sworn, states that:

- 1. Affiant is CHAIRMAN of NORTH MERCER WATER DISTRICT;
- 2. Affiant has read the Application;
- 3. The contents of the Application that relate to NORTH MERCER WATER DISTRICT are accurate and correct;
- 4. Affiant, on behalf of NORTH MERCER WATER DISTRICT

hereby appoints the Kentucky Infrastructure Authority to be its Attorney in Fact to apply to and obtain from the Public Service Commission of Kentucky for all authorizations necessary for NORTH MERCER WATER DISTRICT to enter into a supplemental or amended loan agreement with the Kentucky Infrastructure Authority to implement revisions to the existing loan agreements that are the subject of this Application.

Roy Short

COMMONWEALTH OF KENTUCKY)
COUNTY OF Mercer) ss

SUBSCRIBED, SWORN TO AND ACKNOWLEDGED before me by FRANCES O. BROCK of NORTH MERCER WATER DIST., on this 28th day of July, 2004.

Frances O. Brock
Notary Public

My Commission expires: Jan, 30, 2005

KENTUCKY INFRASTRUCTURE AUTHORITY

2004 JUL 29 A 11:16

RECEIVED

Kentucky Infrastructure Authority

MONTHLY PAYMENT SCHEDULE

North Mercer County Water District

C88-09

Loan Amount

595,000.00

Payment Date	Principal	Coupon	Interest	Debt Service	Service Fee	Sinking Fund	Net Total Payment	Principal Balance Remaining
9/1/2004	3,000.00	3.000%	2,392.59	5,392.59	119.00	0.00	5,511.59	592,000.00
10/1/2004	3,000.00	3.000%	2,392.59	5,392.59	119.00	0.00	5,511.59	589,000.00
11/1/2004	3,000.00	3.000%	2,392.59	5,392.59	119.00	0.00	5,511.59	586,000.00
12/1/2004	3,000.00	3.000%	2,392.59	5,392.59	119.00	0.00	5,511.59	583,000.00
1/1/2005	3,000.00	3.000%	2,392.59	5,392.59	119.00	0.00	5,511.59	580,000.00
2/1/2005	3,000.00	3.000%	2,392.59	5,392.59	119.00	0.00	5,511.59	577,000.00
3/1/2005	3,000.00	3.000%	2,392.59	5,392.59	119.00	0.00	5,511.59	574,000.00
4/1/2005	3,000.00	3.000%	2,392.59	5,392.59	119.00	0.00	5,511.59	571,000.00
5/1/2005	3,000.00	3.000%	2,392.59	5,392.59	119.00	0.00	5,511.59	568,000.00
6/1/2005	3,000.00	3.000%	2,392.59	5,392.59	119.00	0.00	5,511.59	565,000.00
7/1/2005	2,500.00	2.250%	1,907.81	4,407.81	94.17	0.00	4,501.98	562,500.00
8/1/2005	2,500.00	2.250%	1,907.81	4,407.81	94.17	0.00	4,501.98	560,000.00
9/1/2005	2,500.00	2.250%	1,907.81	4,407.81	94.17	0.00	4,501.98	557,500.00
10/1/2005	2,500.00	2.250%	1,907.81	4,407.81	94.17	0.00	4,501.98	555,000.00
11/1/2005	2,500.00	2.250%	1,907.81	4,407.81	94.17	0.00	4,501.98	552,500.00
12/1/2005	2,500.00	2.250%	1,907.81	4,407.81	94.17	0.00	4,501.98	550,000.00
1/1/2006	2,500.00	2.250%	1,907.81	4,407.81	94.17	0.00	4,501.98	547,500.00
2/1/2006	2,500.00	2.250%	1,907.81	4,407.81	94.17	0.00	4,501.98	545,000.00
3/1/2006	2,500.00	2.250%	1,907.81	4,407.81	94.17	0.00	4,501.98	542,500.00
4/1/2006	2,500.00	2.250%	1,907.81	4,407.81	94.17	0.00	4,501.98	540,000.00
5/1/2006	2,500.00	2.250%	1,907.81	4,407.81	94.17	0.00	4,501.98	537,500.00
6/1/2006	2,500.00	2.250%	1,907.81	4,407.81	94.17	0.00	4,501.98	535,000.00
7/1/2006	2,916.67	2.500%	1,851.56	4,768.23	89.17	0.00	4,857.40	532,083.33
8/1/2006	2,916.67	2.500%	1,851.56	4,768.23	89.17	0.00	4,857.40	529,166.67
9/1/2006	2,916.67	2.500%	1,851.56	4,768.23	89.17	0.00	4,857.40	526,250.00
10/1/2006	2,916.67	2.500%	1,851.56	4,768.23	89.17	0.00	4,857.40	523,333.33
11/1/2006	2,916.67	2.500%	1,851.56	4,768.23	89.17	0.00	4,857.40	520,416.67
12/1/2006	2,916.67	2.500%	1,851.56	4,768.23	89.17	0.00	4,857.40	517,500.00
1/1/2007	2,916.67	2.500%	1,851.56	4,768.23	89.17	0.00	4,857.40	514,583.33
2/1/2007	2,916.67	2.500%	1,851.56	4,768.23	89.17	0.00	4,857.40	511,666.67
3/1/2007	2,916.67	2.500%	1,851.56	4,768.23	89.17	0.00	4,857.40	508,750.00
4/1/2007	2,916.67	2.500%	1,851.56	4,768.23	89.17	0.00	4,857.40	505,833.33
5/1/2007	2,916.67	2.500%	1,851.56	4,768.23	89.17	0.00	4,857.40	502,916.67
6/1/2007	2,916.67	2.500%	1,851.56	4,768.23	89.17	0.00	4,857.40	500,000.00
7/1/2007	2,500.00	3.000%	1,778.65	4,278.65	83.33	0.00	4,361.98	497,500.00
8/1/2007	2,500.00	3.000%	1,778.65	4,278.65	83.33	0.00	4,361.98	495,000.00
9/1/2007	2,500.00	3.000%	1,778.65	4,278.65	83.33	0.00	4,361.98	492,500.00
10/1/2007	2,500.00	3.000%	1,778.65	4,278.65	83.33	0.00	4,361.98	490,000.00
11/1/2007	2,500.00	3.000%	1,778.65	4,278.65	83.33	0.00	4,361.98	487,500.00
12/1/2007	2,500.00	3.000%	1,778.65	4,278.65	83.33	0.00	4,361.98	485,000.00
1/1/2008	2,500.00	3.000%	1,778.65	4,278.65	83.33	0.00	4,361.98	482,500.00
2/1/2008	2,500.00	3.000%	1,778.65	4,278.65	83.33	0.00	4,361.98	480,000.00
3/1/2008	2,500.00	3.000%	1,778.65	4,278.65	83.33	0.00	4,361.98	477,500.00
4/1/2008	2,500.00	3.000%	1,778.65	4,278.65	83.33	0.00	4,361.98	475,000.00
5/1/2008	2,500.00	3.000%	1,778.65	4,278.65	83.33	0.00	4,361.98	472,500.00
6/1/2008	2,500.00	3.000%	1,778.65	4,278.65	83.33	0.00	4,361.98	470,000.00
7/1/2008	2,916.67	3.000%	1,703.65	4,620.31	78.33	0.00	4,698.65	467,083.33
8/1/2008	2,916.67	3.000%	1,703.65	4,620.31	78.33	0.00	4,698.65	464,166.67
9/1/2008	2,916.67	3.000%	1,703.65	4,620.31	78.33	0.00	4,698.65	461,250.00
10/1/2008	2,916.67	3.000%	1,703.65	4,620.31	78.33	0.00	4,698.65	458,333.33
11/1/2008	2,916.67	3.000%	1,703.65	4,620.31	78.33	0.00	4,698.65	455,416.67
12/1/2008	2,916.67	3.000%	1,703.65	4,620.31	78.33	0.00	4,698.65	452,500.00
1/1/2009	2,916.67	3.000%	1,703.65	4,620.31	78.33	0.00	4,698.65	449,583.33

Kentucky Infrastructure Authority

MONTHLY PAYMENT SCHEDULE

North Mercer County Water District

C88-09

Loan Amount

595,000.00

Payment Date	Principal	Coupon	Interest	Debt Service	Service Fee	Sinking Fund	Net Total Payment	Principal Balance Remaining
2/1/2009	2,916.67	3.000%	1,703.65	4,620.31	78.33	0.00	4,698.65	446,666.67
3/1/2009	2,916.67	3.000%	1,703.65	4,620.31	78.33	0.00	4,698.65	443,750.00
4/1/2009	2,916.67	3.000%	1,703.65	4,620.31	78.33	0.00	4,698.65	440,833.33
5/1/2009	2,916.67	3.000%	1,703.65	4,620.31	78.33	0.00	4,698.65	437,916.67
6/1/2009	2,916.67	3.000%	1,703.65	4,620.31	78.33	0.00	4,698.65	435,000.00
7/1/2009	2,916.67	3.500%	1,616.15	4,532.81	72.50	0.00	4,605.31	432,083.33
8/1/2009	2,916.67	3.500%	1,616.15	4,532.81	72.50	0.00	4,605.31	429,166.67
9/1/2009	2,916.67	3.500%	1,616.15	4,532.81	72.50	0.00	4,605.31	426,250.00
10/1/2009	2,916.67	3.500%	1,616.15	4,532.81	72.50	0.00	4,605.31	423,333.33
11/1/2009	2,916.67	3.500%	1,616.15	4,532.81	72.50	0.00	4,605.31	420,416.67
12/1/2009	2,916.67	3.500%	1,616.15	4,532.81	72.50	0.00	4,605.31	417,500.00
1/1/2010	2,916.67	3.500%	1,616.15	4,532.81	72.50	0.00	4,605.31	414,583.33
2/1/2010	2,916.67	3.500%	1,616.15	4,532.81	72.50	0.00	4,605.31	411,666.67
3/1/2010	2,916.67	3.500%	1,616.15	4,532.81	72.50	0.00	4,605.31	408,750.00
4/1/2010	2,916.67	3.500%	1,616.15	4,532.81	72.50	0.00	4,605.31	405,833.33
5/1/2010	2,916.67	3.500%	1,616.15	4,532.81	72.50	0.00	4,605.31	402,916.67
6/1/2010	2,916.67	3.500%	1,616.15	4,532.81	72.50	0.00	4,605.31	400,000.00
7/1/2010	2,916.67	3.750%	1,514.06	4,430.73	66.67	0.00	4,497.40	397,083.33
8/1/2010	2,916.67	3.750%	1,514.06	4,430.73	66.67	0.00	4,497.40	394,166.67
9/1/2010	2,916.67	3.750%	1,514.06	4,430.73	66.67	0.00	4,497.40	391,250.00
10/1/2010	2,916.67	3.750%	1,514.06	4,430.73	66.67	0.00	4,497.40	388,333.33
11/1/2010	2,916.67	3.750%	1,514.06	4,430.73	66.67	0.00	4,497.40	385,416.67
12/1/2010	2,916.67	3.750%	1,514.06	4,430.73	66.67	0.00	4,497.40	382,500.00
1/1/2011	2,916.67	3.750%	1,514.06	4,430.73	66.67	0.00	4,497.40	379,583.33
2/1/2011	2,916.67	3.750%	1,514.06	4,430.73	66.67	0.00	4,497.40	376,666.67
3/1/2011	2,916.67	3.750%	1,514.06	4,430.73	66.67	0.00	4,497.40	373,750.00
4/1/2011	2,916.67	3.750%	1,514.06	4,430.73	66.67	0.00	4,497.40	370,833.33
5/1/2011	2,916.67	3.750%	1,514.06	4,430.73	66.67	0.00	4,497.40	367,916.67
6/1/2011	2,916.67	3.750%	1,514.06	4,430.73	66.67	0.00	4,497.40	365,000.00
7/1/2011	2,916.67	5.000%	1,404.69	4,321.36	60.83	0.00	4,382.19	362,083.33
8/1/2011	2,916.67	5.000%	1,404.69	4,321.36	60.83	0.00	4,382.19	359,166.67
9/1/2011	2,916.67	5.000%	1,404.69	4,321.36	60.83	0.00	4,382.19	356,250.00
10/1/2011	2,916.67	5.000%	1,404.69	4,321.36	60.83	0.00	4,382.19	353,333.33
11/1/2011	2,916.67	5.000%	1,404.69	4,321.36	60.83	0.00	4,382.19	350,416.67
12/1/2011	2,916.67	5.000%	1,404.69	4,321.36	60.83	0.00	4,382.19	347,500.00
1/1/2012	2,916.67	5.000%	1,404.69	4,321.36	60.83	0.00	4,382.19	344,583.33
2/1/2012	2,916.67	5.000%	1,404.69	4,321.36	60.83	0.00	4,382.19	341,666.67
3/1/2012	2,916.67	5.000%	1,404.69	4,321.36	60.83	0.00	4,382.19	338,750.00
4/1/2012	2,916.67	5.000%	1,404.69	4,321.36	60.83	0.00	4,382.19	335,833.33
5/1/2012	2,916.67	5.000%	1,404.69	4,321.36	60.83	0.00	4,382.19	332,916.67
6/1/2012	2,916.67	5.000%	1,404.69	4,321.36	60.83	0.00	4,382.19	330,000.00
7/1/2012	3,333.33	5.250%	1,258.86	4,592.19	55.00	0.00	4,647.19	326,666.67
8/1/2012	3,333.33	5.250%	1,258.86	4,592.19	55.00	0.00	4,647.19	323,333.33
9/1/2012	3,333.33	5.250%	1,258.86	4,592.19	55.00	0.00	4,647.19	320,000.00
10/1/2012	3,333.33	5.250%	1,258.86	4,592.19	55.00	0.00	4,647.19	316,666.67
11/1/2012	3,333.33	5.250%	1,258.86	4,592.19	55.00	0.00	4,647.19	313,333.33
12/1/2012	3,333.33	5.250%	1,258.86	4,592.19	55.00	0.00	4,647.19	310,000.00
1/1/2013	3,333.33	5.250%	1,258.86	4,592.19	55.00	0.00	4,647.19	306,666.67
2/1/2013	3,333.33	5.250%	1,258.86	4,592.19	55.00	0.00	4,647.19	303,333.33
3/1/2013	3,333.33	5.250%	1,258.86	4,592.19	55.00	0.00	4,647.19	300,000.00
4/1/2013	3,333.33	5.250%	1,258.86	4,592.19	55.00	0.00	4,647.19	296,666.67
5/1/2013	3,333.33	5.250%	1,258.86	4,592.19	55.00	0.00	4,647.19	293,333.33
6/1/2013	3,333.33	5.250%	1,258.86	4,592.19	55.00	0.00	4,647.19	290,000.00

Kentucky Infrastructure Authority

MONTHLY PAYMENT SCHEDULE

North Mercer County Water District

C88-09

Loan Amount

595,000.00

Payment Date	Principal	Coupon	Interest	Debt Service	Service Fee	Sinking Fund	Net Total Payment	Principal Balance Remaining
7/1/2013	3,333.33	5.250%	1,083.86	4,417.19	48.33	0.00	4,465.52	286,666.67
8/1/2013	3,333.33	5.250%	1,083.86	4,417.19	48.33	0.00	4,465.52	283,333.33
9/1/2013	3,333.33	5.250%	1,083.86	4,417.19	48.33	0.00	4,465.52	280,000.00
10/1/2013	3,333.33	5.250%	1,083.86	4,417.19	48.33	0.00	4,465.52	276,666.67
11/1/2013	3,333.33	5.250%	1,083.86	4,417.19	48.33	0.00	4,465.52	273,333.33
12/1/2013	3,333.33	5.250%	1,083.86	4,417.19	48.33	0.00	4,465.52	270,000.00
1/1/2014	3,333.33	5.250%	1,083.86	4,417.19	48.33	0.00	4,465.52	266,666.67
2/1/2014	3,333.33	5.250%	1,083.86	4,417.19	48.33	0.00	4,465.52	263,333.33
3/1/2014	3,333.33	5.250%	1,083.86	4,417.19	48.33	0.00	4,465.52	260,000.00
4/1/2014	3,333.33	5.250%	1,083.86	4,417.19	48.33	0.00	4,465.52	256,666.67
5/1/2014	3,333.33	5.250%	1,083.86	4,417.19	48.33	0.00	4,465.52	253,333.33
6/1/2014	3,333.33	5.250%	1,083.86	4,417.19	48.33	0.00	4,465.52	250,000.00
7/1/2014	3,750.00	4.000%	908.86	4,658.86	41.67	0.00	4,700.52	246,250.00
8/1/2014	3,750.00	4.000%	908.86	4,658.86	41.67	0.00	4,700.52	242,500.00
9/1/2014	3,750.00	4.000%	908.86	4,658.86	41.67	0.00	4,700.52	238,750.00
10/1/2014	3,750.00	4.000%	908.86	4,658.86	41.67	0.00	4,700.52	235,000.00
11/1/2014	3,750.00	4.000%	908.86	4,658.86	41.67	0.00	4,700.52	231,250.00
12/1/2014	3,750.00	4.000%	908.86	4,658.86	41.67	0.00	4,700.52	227,500.00
1/1/2015	3,750.00	4.000%	908.86	4,658.86	41.67	0.00	4,700.52	223,750.00
2/1/2015	3,750.00	4.000%	908.86	4,658.86	41.67	0.00	4,700.52	220,000.00
3/1/2015	3,750.00	4.000%	908.86	4,658.86	41.67	0.00	4,700.52	216,250.00
4/1/2015	3,750.00	4.000%	908.86	4,658.86	41.67	0.00	4,700.52	212,500.00
5/1/2015	3,750.00	4.000%	908.86	4,658.86	41.67	0.00	4,700.52	208,750.00
6/1/2015	3,750.00	4.000%	908.86	4,658.86	41.67	0.00	4,700.52	205,000.00
7/1/2015	3,750.00	4.125%	758.86	4,508.86	34.17	0.00	4,543.02	201,250.00
8/1/2015	3,750.00	4.125%	758.86	4,508.86	34.17	0.00	4,543.02	197,500.00
9/1/2015	3,750.00	4.125%	758.86	4,508.86	34.17	0.00	4,543.02	193,750.00
10/1/2015	3,750.00	4.125%	758.86	4,508.86	34.17	0.00	4,543.02	190,000.00
11/1/2015	3,750.00	4.125%	758.86	4,508.86	34.17	0.00	4,543.02	186,250.00
12/1/2015	3,750.00	4.125%	758.86	4,508.86	34.17	0.00	4,543.02	182,500.00
1/1/2016	3,750.00	4.125%	758.86	4,508.86	34.17	0.00	4,543.02	178,750.00
2/1/2016	3,750.00	4.125%	758.86	4,508.86	34.17	0.00	4,543.02	175,000.00
3/1/2016	3,750.00	4.125%	758.86	4,508.86	34.17	0.00	4,543.02	171,250.00
4/1/2016	3,750.00	4.125%	758.86	4,508.86	34.17	0.00	4,543.02	167,500.00
5/1/2016	3,750.00	4.125%	758.86	4,508.86	34.17	0.00	4,543.02	163,750.00
6/1/2016	3,750.00	4.125%	758.86	4,508.86	34.17	0.00	4,543.02	160,000.00
7/1/2016	3,750.00	5.250%	604.17	4,354.17	26.67	0.00	4,380.83	156,250.00
8/1/2016	3,750.00	5.250%	604.17	4,354.17	26.67	0.00	4,380.83	152,500.00
9/1/2016	3,750.00	5.250%	604.17	4,354.17	26.67	0.00	4,380.83	148,750.00
10/1/2016	3,750.00	5.250%	604.17	4,354.17	26.67	0.00	4,380.83	145,000.00
11/1/2016	3,750.00	5.250%	604.17	4,354.17	26.67	0.00	4,380.83	141,250.00
12/1/2016	3,750.00	5.250%	604.17	4,354.17	26.67	0.00	4,380.83	137,500.00
1/1/2017	3,750.00	5.250%	604.17	4,354.17	26.67	0.00	4,380.83	133,750.00
2/1/2017	3,750.00	5.250%	604.17	4,354.17	26.67	0.00	4,380.83	130,000.00
3/1/2017	3,750.00	5.250%	604.17	4,354.17	26.67	0.00	4,380.83	126,250.00
4/1/2017	3,750.00	5.250%	604.17	4,354.17	26.67	0.00	4,380.83	122,500.00
5/1/2017	3,750.00	5.250%	604.17	4,354.17	26.67	0.00	4,380.83	118,750.00
6/1/2017	3,750.00	5.250%	604.17	4,354.17	26.67	0.00	4,380.83	115,000.00
7/1/2017	9,583.33	4.250%	407.29	9,990.63	19.17	0.00	10,009.79	105,416.67
8/1/2017	9,583.33	4.250%	407.29	9,990.63	19.17	0.00	10,009.79	95,833.33
9/1/2017	9,583.33	4.250%	407.29	9,990.63	19.17	0.00	10,009.79	86,250.00
10/1/2017	9,583.33	4.250%	407.29	9,990.63	19.17	0.00	10,009.79	76,666.67
11/1/2017	9,583.33	4.250%	407.29	9,990.63	19.17	0.00	10,009.79	67,083.33

Kentucky Infrastructure Authority

MONTHLY PAYMENT SCHEDULE

North Mercer County Water District
C88-09

Loan Amount 595,000.00


Payment Date	Principal	Coupon	Interest	Debt Service	Service Fee	Sinking Fund	Net Total Payment	Principal Balance Remaining
12/1/2017	9,583.33	4.250%	407.29	9,990.63	19.17	0.00	10,009.79	57,500.00
1/1/2018	9,583.33	4.250%	407.29	9,990.63	19.17	0.00	10,009.79	47,916.67
2/1/2018	9,583.33	4.250%	407.29	9,990.63	19.17	0.00	10,009.79	38,333.33
3/1/2018	9,583.33	4.250%	407.29	9,990.63	19.17	0.00	10,009.79	28,750.00
4/1/2018	9,583.33	4.250%	407.29	9,990.63	19.17	0.00	10,009.79	19,166.67
5/1/2018	9,583.33	4.250%	407.29	9,990.63	19.17	0.00	10,009.79	9,583.33
6/1/2018	9,583.33	4.250%	407.29	9,990.63	19.17	0.00	10,009.79	0.00
TOTAL	595,000.00		225,507.30	820,507.30	10,430.00	0.00	830,937.30	

POWER OF ATTORNEY AND
AFFIDAVIT

The Affiant, Walt Beasley, being duly sworn, states
that:


1. Affiant is General Superintendent of Ohio County
Water District;
2. Affiant has read the Application;
3. The contents of the Application that relate to Ohio County Water
District are accurate and correct;
4. Affiant, on behalf of Ohio County Water District

hereby appoints the Kentucky Infrastructure Authority to be its Attorney in Fact to apply to and obtain from the Public Service Commission of Kentucky for all authorizations necessary for Ohio County Water District to enter into a supplemental or amended loan agreement with the Kentucky Infrastructure Authority to implement revisions to the existing loan agreements that are the subject of this Application.


WALT BEASLEY

COMMONWEALTH OF KENTUCKY)
COUNTY OF OHIO) ss

SUBSCRIBED, SWORN TO AND ACKNOWLEDGED before me by _____
Walt Beasley, General Superintendent of _____
Ohio County Water District, on this 15 day of ~~JULY~~ SEPTEMBER, 2004.


Notary Public

My Commission expires: 3-18-2005

KENTUCKY INFRASTRUCTURE
AUTHORITY

2004 SEP 21 A 9:06

RECEIVED

Kentucky Infrastructure Authority

MONTHLY PAYMENT SCHEDULE

Ohio County Water District

Loan Amount 2,130,000.00

C89-27

Payment Date	Principal	Coupon	Interest	Debt Service	Service Fee	Sinking Fund	Net Total Payment	Principal Balance Remaining
9/1/2004	0.00	0.000%	11,176.75	11,176.75	426.00	14,704.71	26,307.46	2,130,000.00
10/1/2004	0.00	0.000%	11,176.75	11,176.75	426.00	14,704.71	26,307.46	2,130,000.00
11/1/2004	0.00	0.000%	11,176.75	11,176.75	426.00	14,704.71	26,307.46	2,130,000.00
12/1/2004	0.00	0.000%	11,176.75	11,176.75	426.00	14,704.71	26,307.46	2,130,000.00
1/1/2005	0.00	0.000%	11,176.75	11,176.75	426.00	14,704.71	26,307.46	2,130,000.00
2/1/2005	0.00	0.000%	11,176.75	11,176.75	426.00	14,704.71	26,307.46	2,130,000.00
3/1/2005	0.00	0.000%	11,176.75	11,176.75	426.00	14,704.71	26,307.46	2,130,000.00
4/1/2005	0.00	0.000%	11,176.75	11,176.75	426.00	14,704.71	26,307.46	2,130,000.00
5/1/2005	0.00	0.000%	11,176.75	11,176.75	426.00	14,704.71	26,307.46	2,130,000.00
6/1/2005	0.00	0.000%	11,176.75	11,176.75	426.00	14,704.71	26,307.46	2,130,000.00
7/1/2005	0.00	0.000%	9,262.50	9,262.50	355.00	11,376.77	20,994.27	2,130,000.00
8/1/2005	0.00	0.000%	9,262.50	9,262.50	355.00	11,376.77	20,994.27	2,130,000.00
9/1/2005	0.00	0.000%	9,262.50	9,262.50	355.00	11,376.77	20,994.27	2,130,000.00
10/1/2005	0.00	0.000%	9,262.50	9,262.50	355.00	11,376.77	20,994.27	2,130,000.00
11/1/2005	0.00	0.000%	9,262.50	9,262.50	355.00	11,376.77	20,994.27	2,130,000.00
12/1/2005	0.00	0.000%	9,262.50	9,262.50	355.00	11,376.77	20,994.27	2,130,000.00
1/1/2006	0.00	0.000%	9,262.50	9,262.50	355.00	11,376.77	20,994.27	2,130,000.00
2/1/2006	0.00	0.000%	9,262.50	9,262.50	355.00	11,376.77	20,994.27	2,130,000.00
3/1/2006	0.00	0.000%	9,262.50	9,262.50	355.00	11,376.77	20,994.27	2,130,000.00
4/1/2006	0.00	0.000%	9,262.50	9,262.50	355.00	11,376.77	20,994.27	2,130,000.00
5/1/2006	0.00	0.000%	9,262.50	9,262.50	355.00	11,376.77	20,994.27	2,130,000.00
6/1/2006	0.00	0.000%	9,262.50	9,262.50	355.00	11,376.77	20,994.27	2,130,000.00
7/1/2006	0.00	0.000%	9,262.50	9,262.50	355.00	11,691.41	21,308.91	2,130,000.00
8/1/2006	0.00	0.000%	9,262.50	9,262.50	355.00	11,691.41	21,308.91	2,130,000.00
9/1/2006	0.00	0.000%	9,262.50	9,262.50	355.00	11,691.41	21,308.91	2,130,000.00
10/1/2006	0.00	0.000%	9,262.50	9,262.50	355.00	11,691.41	21,308.91	2,130,000.00
11/1/2006	0.00	0.000%	9,262.50	9,262.50	355.00	11,691.41	21,308.91	2,130,000.00
12/1/2006	0.00	0.000%	9,262.50	9,262.50	355.00	11,691.41	21,308.91	2,130,000.00
1/1/2007	0.00	0.000%	9,262.50	9,262.50	355.00	11,691.41	21,308.91	2,130,000.00
2/1/2007	0.00	0.000%	9,262.50	9,262.50	355.00	11,691.41	21,308.91	2,130,000.00
3/1/2007	0.00	0.000%	9,262.50	9,262.50	355.00	11,691.41	21,308.91	2,130,000.00
4/1/2007	0.00	0.000%	9,262.50	9,262.50	355.00	11,691.41	21,308.91	2,130,000.00
5/1/2007	0.00	0.000%	9,262.50	9,262.50	355.00	11,691.41	21,308.91	2,130,000.00
6/1/2007	0.00	0.000%	9,262.50	9,262.50	355.00	11,691.41	21,308.91	2,130,000.00
7/1/2007	416.67	3.000%	9,262.50	9,679.17	355.00	11,598.78	21,632.95	2,129,583.33
8/1/2007	416.67	3.000%	9,262.50	9,679.17	355.00	11,598.78	21,632.95	2,129,166.67
9/1/2007	416.67	3.000%	9,262.50	9,679.17	355.00	11,598.78	21,632.95	2,128,750.00
10/1/2007	416.67	3.000%	9,262.50	9,679.17	355.00	11,598.78	21,632.95	2,128,333.33
11/1/2007	416.67	3.000%	9,262.50	9,679.17	355.00	11,598.78	21,632.95	2,127,916.67
12/1/2007	416.67	3.000%	9,262.50	9,679.17	355.00	11,598.78	21,632.95	2,127,500.00
1/1/2008	416.67	3.000%	9,262.50	9,679.17	355.00	11,598.78	21,632.95	2,127,083.33
2/1/2008	416.67	3.000%	9,262.50	9,679.17	355.00	11,598.78	21,632.95	2,126,666.67
3/1/2008	416.67	3.000%	9,262.50	9,679.17	355.00	11,598.78	21,632.95	2,126,250.00
4/1/2008	416.67	3.000%	9,262.50	9,679.17	355.00	11,598.78	21,632.95	2,125,833.33
5/1/2008	416.67	3.000%	9,262.50	9,679.17	355.00	11,598.78	21,632.95	2,125,416.67
6/1/2008	416.67	3.000%	9,262.50	9,679.17	355.00	11,598.78	21,632.95	2,125,000.00
7/1/2008	416.67	3.000%	9,250.00	9,666.67	354.17	11,666.11	21,686.94	2,124,583.33
8/1/2008	416.67	3.000%	9,250.00	9,666.67	354.17	11,666.11	21,686.94	2,124,166.67
9/1/2008	416.67	3.000%	9,250.00	9,666.67	354.17	11,666.11	21,686.94	2,123,750.00
10/1/2008	416.67	3.000%	9,250.00	9,666.67	354.17	11,666.11	21,686.94	2,123,333.33
11/1/2008	416.67	3.000%	9,250.00	9,666.67	354.17	11,666.11	21,686.94	2,122,916.67
12/1/2008	416.67	3.000%	9,250.00	9,666.67	354.17	11,666.11	21,686.94	2,122,500.00
1/1/2009	416.67	3.000%	9,250.00	9,666.67	354.17	11,666.11	21,686.94	2,122,083.33

Kentucky Infrastructure Authority

MONTHLY PAYMENT SCHEDULE

Ohio County Water District

Loan Amount 2,130,000.00

C89-27

Payment Date	Principal	Coupon	Interest	Debt Service	Service Fee	Sinking Fund	Net Total Payment	Principal Balance Remaining
2/1/2009	416.67	3.000%	9,250.00	9,666.67	354.17	11,666.11	21,686.94	2,121,666.67
3/1/2009	416.67	3.000%	9,250.00	9,666.67	354.17	11,666.11	21,686.94	2,121,250.00
4/1/2009	416.67	3.000%	9,250.00	9,666.67	354.17	11,666.11	21,686.94	2,120,833.33
5/1/2009	416.67	3.000%	9,250.00	9,666.67	354.17	11,666.11	21,686.94	2,120,416.67
6/1/2009	416.67	3.000%	9,250.00	9,666.67	354.17	11,666.11	21,686.94	2,120,000.00
7/1/2009	833.33	3.500%	9,237.50	10,070.83	353.33	11,577.12	22,001.28	2,119,166.67
8/1/2009	833.33	3.500%	9,237.50	10,070.83	353.33	11,577.12	22,001.28	2,118,333.33
9/1/2009	833.33	3.500%	9,237.50	10,070.83	353.33	11,577.12	22,001.28	2,117,500.00
10/1/2009	833.33	3.500%	9,237.50	10,070.83	353.33	11,577.12	22,001.28	2,116,666.67
11/1/2009	833.33	3.500%	9,237.50	10,070.83	353.33	11,577.12	22,001.28	2,115,833.33
12/1/2009	833.33	3.500%	9,237.50	10,070.83	353.33	11,577.12	22,001.28	2,115,000.00
1/1/2010	833.33	3.500%	9,237.50	10,070.83	353.33	11,577.12	22,001.28	2,114,166.67
2/1/2010	833.33	3.500%	9,237.50	10,070.83	353.33	11,577.12	22,001.28	2,113,333.33
3/1/2010	833.33	3.500%	9,237.50	10,070.83	353.33	11,577.12	22,001.28	2,112,500.00
4/1/2010	833.33	3.500%	9,237.50	10,070.83	353.33	11,577.12	22,001.28	2,111,666.67
5/1/2010	833.33	3.500%	9,237.50	10,070.83	353.33	11,577.12	22,001.28	2,110,833.33
6/1/2010	833.33	3.500%	9,237.50	10,070.83	353.33	11,577.12	22,001.28	2,110,000.00
7/1/2010	1,250.00	3.750%	9,208.33	10,458.33	351.67	11,228.08	22,038.08	2,108,750.00
8/1/2010	1,250.00	3.750%	9,208.33	10,458.33	351.67	11,228.08	22,038.08	2,107,500.00
9/1/2010	1,250.00	3.750%	9,208.33	10,458.33	351.67	11,228.08	22,038.08	2,106,250.00
10/1/2010	1,250.00	3.750%	9,208.33	10,458.33	351.67	11,228.08	22,038.08	2,105,000.00
11/1/2010	1,250.00	3.750%	9,208.33	10,458.33	351.67	11,228.08	22,038.08	2,103,750.00
12/1/2010	1,250.00	3.750%	9,208.33	10,458.33	351.67	11,228.08	22,038.08	2,102,500.00
1/1/2011	1,250.00	3.750%	9,208.33	10,458.33	351.67	11,228.08	22,038.08	2,101,250.00
2/1/2011	1,250.00	3.750%	9,208.33	10,458.33	351.67	11,228.08	22,038.08	2,100,000.00
3/1/2011	1,250.00	3.750%	9,208.33	10,458.33	351.67	11,228.08	22,038.08	2,098,750.00
4/1/2011	1,250.00	3.750%	9,208.33	10,458.33	351.67	11,228.08	22,038.08	2,097,500.00
5/1/2011	1,250.00	3.750%	9,208.33	10,458.33	351.67	11,228.08	22,038.08	2,096,250.00
6/1/2011	1,250.00	3.750%	9,208.33	10,458.33	351.67	11,228.08	22,038.08	2,095,000.00
7/1/2011	1,666.67	5.000%	9,161.46	10,828.13	349.17	11,553.50	22,730.79	2,093,333.33
8/1/2011	1,666.67	5.000%	9,161.46	10,828.13	349.17	11,553.50	22,730.79	2,091,666.67
9/1/2011	1,666.67	5.000%	9,161.46	10,828.13	349.17	11,553.50	22,730.79	2,090,000.00
10/1/2011	1,666.67	5.000%	9,161.46	10,828.13	349.17	11,553.50	22,730.79	2,088,333.33
11/1/2011	1,666.67	5.000%	9,161.46	10,828.13	349.17	11,553.50	22,730.79	2,086,666.67
12/1/2011	1,666.67	5.000%	9,161.46	10,828.13	349.17	11,553.50	22,730.79	2,085,000.00
1/1/2012	1,666.67	5.000%	9,161.46	10,828.13	349.17	11,553.50	22,730.79	2,083,333.33
2/1/2012	1,666.67	5.000%	9,161.46	10,828.13	349.17	11,553.50	22,730.79	2,081,666.67
3/1/2012	1,666.67	5.000%	9,161.46	10,828.13	349.17	11,553.50	22,730.79	2,080,000.00
4/1/2012	1,666.67	5.000%	9,161.46	10,828.13	349.17	11,553.50	22,730.79	2,078,333.33
5/1/2012	1,666.67	5.000%	9,161.46	10,828.13	349.17	11,553.50	22,730.79	2,076,666.67
6/1/2012	1,666.67	5.000%	9,161.46	10,828.13	349.17	11,553.50	22,730.79	2,075,000.00
7/1/2012	1,666.67	5.250%	9,078.13	10,744.79	345.83	11,679.04	22,769.66	2,073,333.33
8/1/2012	1,666.67	5.250%	9,078.13	10,744.79	345.83	11,679.04	22,769.66	2,071,666.67
9/1/2012	1,666.67	5.250%	9,078.13	10,744.79	345.83	11,679.04	22,769.66	2,070,000.00
10/1/2012	1,666.67	5.250%	9,078.13	10,744.79	345.83	11,679.04	22,769.66	2,068,333.33
11/1/2012	1,666.67	5.250%	9,078.13	10,744.79	345.83	11,679.04	22,769.66	2,066,666.67
12/1/2012	1,666.67	5.250%	9,078.13	10,744.79	345.83	11,679.04	22,769.66	2,065,000.00
1/1/2013	1,666.67	5.250%	9,078.13	10,744.79	345.83	11,679.04	22,769.66	2,063,333.33
2/1/2013	1,666.67	5.250%	9,078.13	10,744.79	345.83	11,679.04	22,769.66	2,061,666.67
3/1/2013	1,666.67	5.250%	9,078.13	10,744.79	345.83	11,679.04	22,769.66	2,060,000.00
4/1/2013	1,666.67	5.250%	9,078.13	10,744.79	345.83	11,679.04	22,769.66	2,058,333.33
5/1/2013	1,666.67	5.250%	9,078.13	10,744.79	345.83	11,679.04	22,769.66	2,056,666.67
6/1/2013	1,666.67	5.250%	9,078.13	10,744.79	345.83	11,679.04	22,769.66	2,055,000.00

Kentucky Infrastructure Authority

MONTHLY PAYMENT SCHEDULE

Ohio County Water District

Loan Amount 2,130,000.00

C89-27

Payment Date	Principal	Coupon	Interest	Debt Service	Service Fee	Sinking Fund	Net Total Payment	Principal Balance Remaining
7/1/2013	171,250.00	5.250%	8,990.63	180,240.63	342.50	-157,753.66	22,829.46	1,883,750.00
8/1/2013	171,250.00	5.250%	8,990.63	180,240.63	342.50	-157,753.66	22,829.46	1,712,500.00
9/1/2013	171,250.00	5.250%	8,990.63	180,240.63	342.50	-157,753.66	22,829.46	1,541,250.00
10/1/2013	171,250.00	5.250%	8,990.63	180,240.63	342.50	-157,753.66	22,829.46	1,370,000.00
11/1/2013	171,250.00	5.250%	8,990.63	180,240.63	342.50	-157,753.66	22,829.46	1,198,750.00
12/1/2013	171,250.00	5.250%	8,990.63	180,240.63	342.50	-157,753.66	22,829.46	1,027,500.00
1/1/2014	171,250.00	5.250%	8,990.63	180,240.63	342.50	-157,753.66	22,829.46	856,250.00
2/1/2014	171,250.00	5.250%	8,990.63	180,240.63	342.50	-157,753.66	22,829.46	685,000.00
3/1/2014	171,250.00	5.250%	8,990.63	180,240.63	342.50	-157,753.66	22,829.46	513,750.00
4/1/2014	171,250.00	5.250%	8,990.63	180,240.63	342.50	-157,753.66	22,829.46	342,500.00
5/1/2014	171,250.00	5.250%	8,990.63	180,240.63	342.50	-157,753.66	22,829.46	171,250.00
6/1/2014	171,250.00	5.250%	8,990.63	180,240.63	342.50	-157,753.66	22,829.46	0.00
7/1/2014	0.00	0.000%	0.00	0.00	0.00	5,869.78	5,869.78	0.00
8/1/2014	0.00	0.000%	0.00	0.00	0.00	5,869.78	5,869.78	0.00
9/1/2014	0.00	0.000%	0.00	0.00	0.00	5,869.78	5,869.78	0.00
10/1/2014	0.00	0.000%	0.00	0.00	0.00	5,869.78	5,869.78	0.00
11/1/2014	0.00	0.000%	0.00	0.00	0.00	5,869.78	5,869.78	0.00
12/1/2014	0.00	0.000%	0.00	0.00	0.00	5,869.78	5,869.78	0.00
1/1/2015	0.00	0.000%	0.00	0.00	0.00	5,869.78	5,869.78	0.00
2/1/2015	0.00	0.000%	0.00	0.00	0.00	5,869.78	5,869.78	0.00
3/1/2015	0.00	0.000%	0.00	0.00	0.00	5,869.78	5,869.78	0.00
4/1/2015	0.00	0.000%	0.00	0.00	0.00	5,869.78	5,869.78	0.00
5/1/2015	0.00	0.000%	0.00	0.00	0.00	5,869.78	5,869.78	0.00
6/1/2015	0.00	0.000%	0.00	0.00	0.00	5,869.78	5,869.78	0.00
TOTAL	2,130,000.00		1,104,330.00	3,234,330.00	42,200.00	-567,109.79	2,709,420.21	

POWER OF ATTORNEY AND AFFIDAVIT

The Affiant, Edwin Martin, being duly sworn, states that:

- 1. Affiant is Chairman of South Hopkins Water District;
- 2. Affiant has read the Application;
- 3. The contents of the Application that relate to South Hopkins Water District are accurate and correct;

4. Affiant, on behalf of South Hopkins Water District hereby appoints the Kentucky Infrastructure Authority to be its Attorney in Fact to apply to and obtain from the Public Service Commission of Kentucky for all authorizations necessary for South Hopkins Water District to enter into a supplemental or amended loan agreement with the Kentucky Infrastructure Authority to implement revisions to the existing loan agreements that are the subject of this Application.

x Edwin Martin

COMMONWEALTH OF KENTUCKY)
COUNTY OF Hopkins) ss

SUBSCRIBED, SWORN TO AND ACKNOWLEDGED before me by _____

Edwin Martin, Chairman of South Hopkins Water District, on this 29 day of July, 2004.

Jenny L. Purdy
Notary Public State-At Large

My Commission expires: 4-26-08

Kentucky Infrastructure Authority

MONTHLY PAYMENT SCHEDULE

South Hopkins Water District

C88-11

Loan Amount

345,000.00

Payment Date	Principal	Coupon	Interest	Debt Service	Service Fee	Sinking Fund	Net Total Payment	Principal Balance Remaining
9/1/2004	4,500.00	3.000%	1,202.90	5,702.90	69.00	0.00	5,771.90	340,500.00
10/1/2004	4,500.00	3.000%	1,202.90	5,702.90	69.00	0.00	5,771.90	336,000.00
11/1/2004	4,500.00	3.000%	1,202.90	5,702.90	69.00	0.00	5,771.90	331,500.00
12/1/2004	4,500.00	3.000%	1,202.90	5,702.90	69.00	0.00	5,771.90	327,000.00
1/1/2005	4,500.00	3.000%	1,202.90	5,702.90	69.00	0.00	5,771.90	322,500.00
2/1/2005	4,500.00	3.000%	1,202.90	5,702.90	69.00	0.00	5,771.90	318,000.00
3/1/2005	4,500.00	3.000%	1,202.90	5,702.90	69.00	0.00	5,771.90	313,500.00
4/1/2005	4,500.00	3.000%	1,202.90	5,702.90	69.00	0.00	5,771.90	309,000.00
5/1/2005	4,500.00	3.000%	1,202.90	5,702.90	69.00	0.00	5,771.90	304,500.00
6/1/2005	4,500.00	3.000%	1,202.90	5,702.90	69.00	0.00	5,771.90	300,000.00
7/1/2005	3,750.00	2.250%	884.38	4,634.38	50.00	0.00	4,684.38	296,250.00
8/1/2005	3,750.00	2.250%	884.38	4,634.38	50.00	0.00	4,684.38	292,500.00
9/1/2005	3,750.00	2.250%	884.38	4,634.38	50.00	0.00	4,684.38	288,750.00
10/1/2005	3,750.00	2.250%	884.38	4,634.38	50.00	0.00	4,684.38	285,000.00
11/1/2005	3,750.00	2.250%	884.38	4,634.38	50.00	0.00	4,684.38	281,250.00
12/1/2005	3,750.00	2.250%	884.38	4,634.38	50.00	0.00	4,684.38	277,500.00
1/1/2006	3,750.00	2.250%	884.38	4,634.38	50.00	0.00	4,684.38	273,750.00
2/1/2006	3,750.00	2.250%	884.38	4,634.38	50.00	0.00	4,684.38	270,000.00
3/1/2006	3,750.00	2.250%	884.38	4,634.38	50.00	0.00	4,684.38	266,250.00
4/1/2006	3,750.00	2.250%	884.38	4,634.38	50.00	0.00	4,684.38	262,500.00
5/1/2006	3,750.00	2.250%	884.38	4,634.38	50.00	0.00	4,684.38	258,750.00
6/1/2006	3,750.00	2.250%	884.38	4,634.38	50.00	0.00	4,684.38	255,000.00
7/1/2006	5,416.67	2.500%	800.00	6,216.67	42.50	0.00	6,259.17	249,583.33
8/1/2006	5,416.67	2.500%	800.00	6,216.67	42.50	0.00	6,259.17	244,166.67
9/1/2006	5,416.67	2.500%	800.00	6,216.67	42.50	0.00	6,259.17	238,750.00
10/1/2006	5,416.67	2.500%	800.00	6,216.67	42.50	0.00	6,259.17	233,333.33
11/1/2006	5,416.67	2.500%	800.00	6,216.67	42.50	0.00	6,259.17	227,916.67
12/1/2006	5,416.67	2.500%	800.00	6,216.67	42.50	0.00	6,259.17	222,500.00
1/1/2007	5,416.67	2.500%	800.00	6,216.67	42.50	0.00	6,259.17	217,083.33
2/1/2007	5,416.67	2.500%	800.00	6,216.67	42.50	0.00	6,259.17	211,666.67
3/1/2007	5,416.67	2.500%	800.00	6,216.67	42.50	0.00	6,259.17	206,250.00
4/1/2007	5,416.67	2.500%	800.00	6,216.67	42.50	0.00	6,259.17	200,833.33
5/1/2007	5,416.67	2.500%	800.00	6,216.67	42.50	0.00	6,259.17	195,416.67
6/1/2007	5,416.67	2.500%	800.00	6,216.67	42.50	0.00	6,259.17	190,000.00
7/1/2007	2,083.33	3.000%	664.58	2,747.92	31.67	0.00	2,779.58	187,916.67
8/1/2007	2,083.33	3.000%	664.58	2,747.92	31.67	0.00	2,779.58	185,833.33
9/1/2007	2,083.33	3.000%	664.58	2,747.92	31.67	0.00	2,779.58	183,750.00
10/1/2007	2,083.33	3.000%	664.58	2,747.92	31.67	0.00	2,779.58	181,666.67
11/1/2007	2,083.33	3.000%	664.58	2,747.92	31.67	0.00	2,779.58	179,583.33
12/1/2007	2,083.33	3.000%	664.58	2,747.92	31.67	0.00	2,779.58	177,500.00
1/1/2008	2,083.33	3.000%	664.58	2,747.92	31.67	0.00	2,779.58	175,416.67
2/1/2008	2,083.33	3.000%	664.58	2,747.92	31.67	0.00	2,779.58	173,333.33
3/1/2008	2,083.33	3.000%	664.58	2,747.92	31.67	0.00	2,779.58	171,250.00
4/1/2008	2,083.33	3.000%	664.58	2,747.92	31.67	0.00	2,779.58	169,166.67
5/1/2008	2,083.33	3.000%	664.58	2,747.92	31.67	0.00	2,779.58	167,083.33
6/1/2008	2,083.33	3.000%	664.58	2,747.92	31.67	0.00	2,779.58	165,000.00
7/1/2008	2,083.33	3.000%	602.08	2,685.42	27.50	0.00	2,712.92	162,916.67
8/1/2008	2,083.33	3.000%	602.08	2,685.42	27.50	0.00	2,712.92	160,833.33
9/1/2008	2,083.33	3.000%	602.08	2,685.42	27.50	0.00	2,712.92	158,750.00
10/1/2008	2,083.33	3.000%	602.08	2,685.42	27.50	0.00	2,712.92	156,666.67
11/1/2008	2,083.33	3.000%	602.08	2,685.42	27.50	0.00	2,712.92	154,583.33
12/1/2008	2,083.33	3.000%	602.08	2,685.42	27.50	0.00	2,712.92	152,500.00
1/1/2009	2,083.33	3.000%	602.08	2,685.42	27.50	0.00	2,712.92	150,416.67

Kentucky Infrastructure Authority

MONTHLY PAYMENT SCHEDULE

South Hopkins Water District

C88-11

Loan Amount

345,000.00

Payment Date	Principal	Coupon	Interest	Debt Service	Service Fee	Sinking Fund	Net Total Payment	Principal Balance Remaining
2/1/2009	2,083.33	3.000%	602.08	2,685.42	27.50	0.00	2,712.92	148,333.33
3/1/2009	2,083.33	3.000%	602.08	2,685.42	27.50	0.00	2,712.92	146,250.00
4/1/2009	2,083.33	3.000%	602.08	2,685.42	27.50	0.00	2,712.92	144,166.67
5/1/2009	2,083.33	3.000%	602.08	2,685.42	27.50	0.00	2,712.92	142,083.33
6/1/2009	2,083.33	3.000%	602.08	2,685.42	27.50	0.00	2,712.92	140,000.00
7/1/2009	2,083.33	3.500%	539.58	2,622.92	23.33	0.00	2,646.25	137,916.67
8/1/2009	2,083.33	3.500%	539.58	2,622.92	23.33	0.00	2,646.25	135,833.33
9/1/2009	2,083.33	3.500%	539.58	2,622.92	23.33	0.00	2,646.25	133,750.00
10/1/2009	2,083.33	3.500%	539.58	2,622.92	23.33	0.00	2,646.25	131,666.67
11/1/2009	2,083.33	3.500%	539.58	2,622.92	23.33	0.00	2,646.25	129,583.33
12/1/2009	2,083.33	3.500%	539.58	2,622.92	23.33	0.00	2,646.25	127,500.00
1/1/2010	2,083.33	3.500%	539.58	2,622.92	23.33	0.00	2,646.25	125,416.67
2/1/2010	2,083.33	3.500%	539.58	2,622.92	23.33	0.00	2,646.25	123,333.33
3/1/2010	2,083.33	3.500%	539.58	2,622.92	23.33	0.00	2,646.25	121,250.00
4/1/2010	2,083.33	3.500%	539.58	2,622.92	23.33	0.00	2,646.25	119,166.67
5/1/2010	2,083.33	3.500%	539.58	2,622.92	23.33	0.00	2,646.25	117,083.33
6/1/2010	2,083.33	3.500%	539.58	2,622.92	23.33	0.00	2,646.25	115,000.00
7/1/2010	2,083.33	3.750%	466.67	2,550.00	19.17	0.00	2,569.17	112,916.67
8/1/2010	2,083.33	3.750%	466.67	2,550.00	19.17	0.00	2,569.17	110,833.33
9/1/2010	2,083.33	3.750%	466.67	2,550.00	19.17	0.00	2,569.17	108,750.00
10/1/2010	2,083.33	3.750%	466.67	2,550.00	19.17	0.00	2,569.17	106,666.67
11/1/2010	2,083.33	3.750%	466.67	2,550.00	19.17	0.00	2,569.17	104,583.33
12/1/2010	2,083.33	3.750%	466.67	2,550.00	19.17	0.00	2,569.17	102,500.00
1/1/2011	2,083.33	3.750%	466.67	2,550.00	19.17	0.00	2,569.17	100,416.67
2/1/2011	2,083.33	3.750%	466.67	2,550.00	19.17	0.00	2,569.17	98,333.33
3/1/2011	2,083.33	3.750%	466.67	2,550.00	19.17	0.00	2,569.17	96,250.00
4/1/2011	2,083.33	3.750%	466.67	2,550.00	19.17	0.00	2,569.17	94,166.67
5/1/2011	2,083.33	3.750%	466.67	2,550.00	19.17	0.00	2,569.17	92,083.33
6/1/2011	2,083.33	3.750%	466.67	2,550.00	19.17	0.00	2,569.17	90,000.00
7/1/2011	2,083.33	5.000%	388.54	2,471.88	15.00	0.00	2,486.88	87,916.67
8/1/2011	2,083.33	5.000%	388.54	2,471.88	15.00	0.00	2,486.88	85,833.33
9/1/2011	2,083.33	5.000%	388.54	2,471.88	15.00	0.00	2,486.88	83,750.00
10/1/2011	2,083.33	5.000%	388.54	2,471.88	15.00	0.00	2,486.88	81,666.67
11/1/2011	2,083.33	5.000%	388.54	2,471.88	15.00	0.00	2,486.88	79,583.33
12/1/2011	2,083.33	5.000%	388.54	2,471.88	15.00	0.00	2,486.88	77,500.00
1/1/2012	2,083.33	5.000%	388.54	2,471.88	15.00	0.00	2,486.88	75,416.67
2/1/2012	2,083.33	5.000%	388.54	2,471.88	15.00	0.00	2,486.88	73,333.33
3/1/2012	2,083.33	5.000%	388.54	2,471.88	15.00	0.00	2,486.88	71,250.00
4/1/2012	2,083.33	5.000%	388.54	2,471.88	15.00	0.00	2,486.88	69,166.67
5/1/2012	2,083.33	5.000%	388.54	2,471.88	15.00	0.00	2,486.88	67,083.33
6/1/2012	2,083.33	5.000%	388.54	2,471.88	15.00	0.00	2,486.88	65,000.00
7/1/2012	5,416.67	5.250%	284.38	5,701.04	10.83	0.00	5,711.88	59,583.33
8/1/2012	5,416.67	5.250%	284.38	5,701.04	10.83	0.00	5,711.88	54,166.67
9/1/2012	5,416.67	5.250%	284.38	5,701.04	10.83	0.00	5,711.88	48,750.00
10/1/2012	5,416.67	5.250%	284.38	5,701.04	10.83	0.00	5,711.88	43,333.33
11/1/2012	5,416.67	5.250%	284.38	5,701.04	10.83	0.00	5,711.88	37,916.67
12/1/2012	5,416.67	5.250%	284.38	5,701.04	10.83	0.00	5,711.88	32,500.00
1/1/2013	5,416.67	5.250%	284.38	5,701.04	10.83	0.00	5,711.88	27,083.33
2/1/2013	5,416.67	5.250%	284.38	5,701.04	10.83	0.00	5,711.88	21,666.67
3/1/2013	5,416.67	5.250%	284.38	5,701.04	10.83	0.00	5,711.88	16,250.00
4/1/2013	5,416.67	5.250%	284.38	5,701.04	10.83	0.00	5,711.88	10,833.33
5/1/2013	5,416.67	5.250%	284.38	5,701.04	10.83	0.00	5,711.88	5,416.67
6/1/2013	5,416.67	5.250%	284.38	5,701.04	10.83	0.00	5,711.88	0.00

Kentucky Infrastructure Authority

MONTHLY PAYMENT SCHEDULE

South Hopkins Water District

C88-11

Loan Amount

345,000.00

Payment Date	Principal	Coupon	Interest	Debt Service	Service Fee	Sinking Fund	Net Total Payment	Principal Balance Remaining
TOTAL	345,000.00		67,591.46	412,591.46	3,330.00	0.00	415,921.46	

AFFIDAVIT

The affiant, Gary L. Wentworth, after first having been duly sworn, states and deposes as follows:


1. I am the Chairperson of the Trimble County Water District No. 1, and am authorized to sign this affidavit on behalf of the Trimble County Water District No. 1;

2. The three (3) Commissioners of the Trimble County Water District No. 1, including me as the Chairperson, have read the Application filed with the Public Service Commission;

3. The contents of the Application as it relates to the Trimble County Water District No. 1 are true and correct to the best of my knowledge and belief, and the knowledge and belief of the Commissioners of the Trimble County Water District No. 1; and,

4. That the Trimble County Water District No. 1 agrees and authorizes the Kentucky Infrastructure Authority can apply on its behalf to obtain from the Public Service Commission of Kentucky for all authorizations necessary for the Trimble County Water District No. 1 to enter into a supplemental or amended loan agreement with the Kentucky Infrastructure Authority to implement revisions to the existing loan agreements that are the subject of this application.

Witness the signature on this the 4th day of August, 2004.


GARY L. WENTWORTH,
Chairperson, Trimble County Water
District No. 1


COMMONWEALTH OF KENTUCKY)

COUNTY OF TRIMBLE)

KENTUCKY INFRASTRUCTURE
AUTHORITY
2004 AUG 16 9:14

RECEIVED

Subscribed, sworn to and acknowledged before me by Gary Wentworth, Chairperson,
Trimble County Water District No. 1, on this the 4th day of August, 2004.


NOTARY PUBLIC, KY. STATE AT LARGE

Myrna L. Perrell, Notary Public
State at Large, Kentucky
My Commission Expires 9/23/2004

Kentucky Infrastructure Authority

MONTHLY PAYMENT SCHEDULE

Trimble County Water District

Loan Amount 175,000.00

C91-04

Payment Date	Principal	Coupon	Interest	Debt Service	Service Fee	Sinking Fund	Net Total Payment	Principal Balance Remaining
9/1/2004	1,500.00	2.250%	744.21	2,244.21	35.00	0.00	2,279.21	173,500.00
10/1/2004	1,500.00	2.250%	744.21	2,244.21	35.00	0.00	2,279.21	172,000.00
11/1/2004	1,500.00	2.250%	744.21	2,244.21	35.00	0.00	2,279.21	170,500.00
12/1/2004	1,500.00	2.250%	744.21	2,244.21	35.00	0.00	2,279.21	169,000.00
1/1/2005	1,500.00	2.250%	744.21	2,244.21	35.00	0.00	2,279.21	167,500.00
2/1/2005	1,500.00	2.250%	744.21	2,244.21	35.00	0.00	2,279.21	166,000.00
3/1/2005	1,500.00	2.250%	744.21	2,244.21	35.00	0.00	2,279.21	164,500.00
4/1/2005	1,500.00	2.250%	744.21	2,244.21	35.00	0.00	2,279.21	163,000.00
5/1/2005	1,500.00	2.250%	744.21	2,244.21	35.00	0.00	2,279.21	161,500.00
6/1/2005	1,500.00	2.250%	744.21	2,244.21	35.00	0.00	2,279.21	160,000.00
7/1/2005	1,250.00	3.160%	588.63	1,838.63	26.67	0.00	1,865.29	158,750.00
8/1/2005	1,250.00	3.160%	588.63	1,838.63	26.67	0.00	1,865.29	157,500.00
9/1/2005	1,250.00	3.160%	588.63	1,838.63	26.67	0.00	1,865.29	156,250.00
10/1/2005	1,250.00	3.160%	588.63	1,838.63	26.67	0.00	1,865.29	155,000.00
11/1/2005	1,250.00	3.160%	588.63	1,838.63	26.67	0.00	1,865.29	153,750.00
12/1/2005	1,250.00	3.160%	588.63	1,838.63	26.67	0.00	1,865.29	152,500.00
1/1/2006	1,250.00	3.160%	588.63	1,838.63	26.67	0.00	1,865.29	151,250.00
2/1/2006	1,250.00	3.160%	588.63	1,838.63	26.67	0.00	1,865.29	150,000.00
3/1/2006	1,250.00	3.160%	588.63	1,838.63	26.67	0.00	1,865.29	148,750.00
4/1/2006	1,250.00	3.160%	588.63	1,838.63	26.67	0.00	1,865.29	147,500.00
5/1/2006	1,250.00	3.160%	588.63	1,838.63	26.67	0.00	1,865.29	146,250.00
6/1/2006	1,250.00	3.160%	588.63	1,838.63	26.67	0.00	1,865.29	145,000.00
7/1/2006	1,666.67	3.590%	549.13	2,215.79	24.17	0.00	2,239.96	143,333.33
8/1/2006	1,666.67	3.590%	549.13	2,215.79	24.17	0.00	2,239.96	141,666.67
9/1/2006	1,666.67	3.590%	549.13	2,215.79	24.17	0.00	2,239.96	140,000.00
10/1/2006	1,666.67	3.590%	549.13	2,215.79	24.17	0.00	2,239.96	138,333.33
11/1/2006	1,666.67	3.590%	549.13	2,215.79	24.17	0.00	2,239.96	136,666.67
12/1/2006	1,666.67	3.590%	549.13	2,215.79	24.17	0.00	2,239.96	135,000.00
1/1/2007	1,666.67	3.590%	549.13	2,215.79	24.17	0.00	2,239.96	133,333.33
2/1/2007	1,666.67	3.590%	549.13	2,215.79	24.17	0.00	2,239.96	131,666.67
3/1/2007	1,666.67	3.590%	549.13	2,215.79	24.17	0.00	2,239.96	130,000.00
4/1/2007	1,666.67	3.590%	549.13	2,215.79	24.17	0.00	2,239.96	128,333.33
5/1/2007	1,666.67	3.590%	549.13	2,215.79	24.17	0.00	2,239.96	126,666.67
6/1/2007	1,666.67	3.590%	549.13	2,215.79	24.17	0.00	2,239.96	125,000.00
7/1/2007	1,666.67	4.040%	489.29	2,155.96	20.83	0.00	2,176.79	123,333.33
8/1/2007	1,666.67	4.040%	489.29	2,155.96	20.83	0.00	2,176.79	121,666.67
9/1/2007	1,666.67	4.040%	489.29	2,155.96	20.83	0.00	2,176.79	120,000.00
10/1/2007	1,666.67	4.040%	489.29	2,155.96	20.83	0.00	2,176.79	118,333.33
11/1/2007	1,666.67	4.040%	489.29	2,155.96	20.83	0.00	2,176.79	116,666.67
12/1/2007	1,666.67	4.040%	489.29	2,155.96	20.83	0.00	2,176.79	115,000.00
1/1/2008	1,666.67	4.040%	489.29	2,155.96	20.83	0.00	2,176.79	113,333.33
2/1/2008	1,666.67	4.040%	489.29	2,155.96	20.83	0.00	2,176.79	111,666.67
3/1/2008	1,666.67	4.040%	489.29	2,155.96	20.83	0.00	2,176.79	110,000.00
4/1/2008	1,666.67	4.040%	489.29	2,155.96	20.83	0.00	2,176.79	108,333.33
5/1/2008	1,666.67	4.040%	489.29	2,155.96	20.83	0.00	2,176.79	106,666.67
6/1/2008	1,666.67	4.040%	489.29	2,155.96	20.83	0.00	2,176.79	105,000.00
7/1/2008	1,666.67	4.340%	421.96	2,088.63	17.50	0.00	2,106.13	103,333.33
8/1/2008	1,666.67	4.340%	421.96	2,088.63	17.50	0.00	2,106.13	101,666.67
9/1/2008	1,666.67	4.340%	421.96	2,088.63	17.50	0.00	2,106.13	100,000.00
10/1/2008	1,666.67	4.340%	421.96	2,088.63	17.50	0.00	2,106.13	98,333.33
11/1/2008	1,666.67	4.340%	421.96	2,088.63	17.50	0.00	2,106.13	96,666.67
12/1/2008	1,666.67	4.340%	421.96	2,088.63	17.50	0.00	2,106.13	95,000.00
1/1/2009	1,666.67	4.340%	421.96	2,088.63	17.50	0.00	2,106.13	93,333.33

Kentucky Infrastructure Authority

MONTHLY PAYMENT SCHEDULE

Trimble County Water District

Loan Amount 175,000.00

C91-04

Payment Date	Principal	Coupon	Interest	Debt Service	Service Fee	Sinking Fund	Net Total Payment	Principal Balance Remaining
2/1/2009	1,666.67	4.340%	421.96	2,088.63	17.50	0.00	2,106.13	91,666.67
3/1/2009	1,666.67	4.340%	421.96	2,088.63	17.50	0.00	2,106.13	90,000.00
4/1/2009	1,666.67	4.340%	421.96	2,088.63	17.50	0.00	2,106.13	88,333.33
5/1/2009	1,666.67	4.340%	421.96	2,088.63	17.50	0.00	2,106.13	86,666.67
6/1/2009	1,666.67	4.340%	421.96	2,088.63	17.50	0.00	2,106.13	85,000.00
7/1/2009	1,666.67	4.610%	349.63	2,016.29	14.17	0.00	2,030.46	83,333.33
8/1/2009	1,666.67	4.610%	349.63	2,016.29	14.17	0.00	2,030.46	81,666.67
9/1/2009	1,666.67	4.610%	349.63	2,016.29	14.17	0.00	2,030.46	80,000.00
10/1/2009	1,666.67	4.610%	349.63	2,016.29	14.17	0.00	2,030.46	78,333.33
11/1/2009	1,666.67	4.610%	349.63	2,016.29	14.17	0.00	2,030.46	76,666.67
12/1/2009	1,666.67	4.610%	349.63	2,016.29	14.17	0.00	2,030.46	75,000.00
1/1/2010	1,666.67	4.610%	349.63	2,016.29	14.17	0.00	2,030.46	73,333.33
2/1/2010	1,666.67	4.610%	349.63	2,016.29	14.17	0.00	2,030.46	71,666.67
3/1/2010	1,666.67	4.610%	349.63	2,016.29	14.17	0.00	2,030.46	70,000.00
4/1/2010	1,666.67	4.610%	349.63	2,016.29	14.17	0.00	2,030.46	68,333.33
5/1/2010	1,666.67	4.610%	349.63	2,016.29	14.17	0.00	2,030.46	66,666.67
6/1/2010	1,666.67	4.610%	349.63	2,016.29	14.17	0.00	2,030.46	65,000.00
7/1/2010	1,666.67	4.840%	272.79	1,939.46	10.83	0.00	1,950.29	63,333.33
8/1/2010	1,666.67	4.840%	272.79	1,939.46	10.83	0.00	1,950.29	61,666.67
9/1/2010	1,666.67	4.840%	272.79	1,939.46	10.83	0.00	1,950.29	60,000.00
10/1/2010	1,666.67	4.840%	272.79	1,939.46	10.83	0.00	1,950.29	58,333.33
11/1/2010	1,666.67	4.840%	272.79	1,939.46	10.83	0.00	1,950.29	56,666.67
12/1/2010	1,666.67	4.840%	272.79	1,939.46	10.83	0.00	1,950.29	55,000.00
1/1/2011	1,666.67	4.840%	272.79	1,939.46	10.83	0.00	1,950.29	53,333.33
2/1/2011	1,666.67	4.840%	272.79	1,939.46	10.83	0.00	1,950.29	51,666.67
3/1/2011	1,666.67	4.840%	272.79	1,939.46	10.83	0.00	1,950.29	50,000.00
4/1/2011	1,666.67	4.840%	272.79	1,939.46	10.83	0.00	1,950.29	48,333.33
5/1/2011	1,666.67	4.840%	272.79	1,939.46	10.83	0.00	1,950.29	46,666.67
6/1/2011	1,666.67	4.840%	272.79	1,939.46	10.83	0.00	1,950.29	45,000.00
7/1/2011	1,666.67	5.040%	192.13	1,858.79	7.50	0.00	1,866.29	43,333.33
8/1/2011	1,666.67	5.040%	192.13	1,858.79	7.50	0.00	1,866.29	41,666.67
9/1/2011	1,666.67	5.040%	192.13	1,858.79	7.50	0.00	1,866.29	40,000.00
10/1/2011	1,666.67	5.040%	192.13	1,858.79	7.50	0.00	1,866.29	38,333.33
11/1/2011	1,666.67	5.040%	192.13	1,858.79	7.50	0.00	1,866.29	36,666.67
12/1/2011	1,666.67	5.040%	192.13	1,858.79	7.50	0.00	1,866.29	35,000.00
1/1/2012	1,666.67	5.040%	192.13	1,858.79	7.50	0.00	1,866.29	33,333.33
2/1/2012	1,666.67	5.040%	192.13	1,858.79	7.50	0.00	1,866.29	31,666.67
3/1/2012	1,666.67	5.040%	192.13	1,858.79	7.50	0.00	1,866.29	30,000.00
4/1/2012	1,666.67	5.040%	192.13	1,858.79	7.50	0.00	1,866.29	28,333.33
5/1/2012	1,666.67	5.040%	192.13	1,858.79	7.50	0.00	1,866.29	26,666.67
6/1/2012	1,666.67	5.040%	192.13	1,858.79	7.50	0.00	1,866.29	25,000.00
7/1/2012	2,083.33	5.190%	108.13	2,191.46	4.17	-1,236.76	958.86	22,916.67
8/1/2012	2,083.33	5.190%	108.13	2,191.46	4.17	-1,236.76	958.86	20,833.33
9/1/2012	2,083.33	5.190%	108.13	2,191.46	4.17	-1,236.76	958.86	18,750.00
10/1/2012	2,083.33	5.190%	108.13	2,191.46	4.17	-1,236.76	958.86	16,666.67
11/1/2012	2,083.33	5.190%	108.13	2,191.46	4.17	-1,236.76	958.86	14,583.33
12/1/2012	2,083.33	5.190%	108.13	2,191.46	4.17	-1,236.76	958.86	12,500.00
1/1/2013	2,083.33	5.190%	108.13	2,191.46	4.17	-1,236.76	958.86	10,416.67
2/1/2013	2,083.33	5.190%	108.13	2,191.46	4.17	-1,236.76	958.86	8,333.33
3/1/2013	2,083.33	5.190%	108.13	2,191.46	4.17	-1,236.76	958.86	6,250.00
4/1/2013	2,083.33	5.190%	108.13	2,191.46	4.17	-1,236.76	958.86	4,166.67
5/1/2013	2,083.33	5.190%	108.13	2,191.46	4.17	-1,236.76	958.86	2,083.33
6/1/2013	2,083.33	5.190%	108.13	2,191.46	4.17	-1,236.76	958.86	0.00

Kentucky Infrastructure Authority

MONTHLY PAYMENT SCHEDULE

Trimble County Water District

C91-04

Loan Amount

175,000.00

Payment Date	Principal	Coupon	Interest	Debt Service	Service Fee	Sinking Fund	Net Total Payment	Principal Balance Remaining
TOTAL	175,000.00		43,102.12	218,102.12	1,860.00	-14,841.13	205,120.99	

POWER OF ATTORNEY AND
AFFIDAVIT

The Affiant, GERALD HUNTER, being duly sworn, states
that:

1. Affiant is Chairman of UNION COUNTY WATER DISTRICT;
2. Affiant has read the Application;
3. The contents of the Application that relate to UNION COUNTY WATER DISTRICT are accurate and correct;
4. Affiant, on behalf of UNION COUNTY WATER DISTRICT

hereby appoints the Kentucky Infrastructure Authority to be its Attorney in Fact to apply to and obtain from the Public Service Commission of Kentucky for all authorizations necessary for UNION COUNTY WATER DISTRICT to enter into a supplemental or amended loan agreement with the Kentucky Infrastructure Authority to implement revisions to the existing loan agreements that are the subject of this Application.

Gerald Hunter

COMMONWEALTH OF KENTUCKY)
) ss
COUNTY OF UNION)

SUBSCRIBED, SWORN TO AND ACKNOWLEDGED before me by _____

GERALD HUNTER, Chairman of _____

UNION COUNTY WATER DISTRICT, on this 29 day of July, 2004.

Kim Davis Mayo
Notary Public

My Commission expires: 9-23-2005

Kentucky Infrastructure Authority

MONTHLY PAYMENT SCHEDULE

Union County Water District

C88-13

Loan Amount 440,000.00

Payment Date	Principal	Coupon	Interest	Debt Service	Service Fee	Sinking Fund	Net Total Payment	Principal Balance Remaining
9/1/2004	3,500.00	3.000%	1,686.82	5,186.82	88.00	0.00	5,274.82	436,500.00
10/1/2004	3,500.00	3.000%	1,686.82	5,186.82	88.00	0.00	5,274.82	433,000.00
11/1/2004	3,500.00	3.000%	1,686.82	5,186.82	88.00	0.00	5,274.82	429,500.00
12/1/2004	3,500.00	3.000%	1,686.82	5,186.82	88.00	0.00	5,274.82	426,000.00
1/1/2005	3,500.00	3.000%	1,686.82	5,186.82	88.00	0.00	5,274.82	422,500.00
2/1/2005	3,500.00	3.000%	1,686.82	5,186.82	88.00	0.00	5,274.82	419,000.00
3/1/2005	3,500.00	3.000%	1,686.82	5,186.82	88.00	0.00	5,274.82	415,500.00
4/1/2005	3,500.00	3.000%	1,686.82	5,186.82	88.00	0.00	5,274.82	412,000.00
5/1/2005	3,500.00	3.000%	1,686.82	5,186.82	88.00	0.00	5,274.82	408,500.00
6/1/2005	3,500.00	3.000%	1,686.82	5,186.82	88.00	0.00	5,274.82	405,000.00
7/1/2005	2,916.67	2.250%	1,310.42	4,227.08	67.50	0.00	4,294.58	402,083.33
8/1/2005	2,916.67	2.250%	1,310.42	4,227.08	67.50	0.00	4,294.58	399,166.67
9/1/2005	2,916.67	2.250%	1,310.42	4,227.08	67.50	0.00	4,294.58	396,250.00
10/1/2005	2,916.67	2.250%	1,310.42	4,227.08	67.50	0.00	4,294.58	393,333.33
11/1/2005	2,916.67	2.250%	1,310.42	4,227.08	67.50	0.00	4,294.58	390,416.67
12/1/2005	2,916.67	2.250%	1,310.42	4,227.08	67.50	0.00	4,294.58	387,500.00
1/1/2006	2,916.67	2.250%	1,310.42	4,227.08	67.50	0.00	4,294.58	384,583.33
2/1/2006	2,916.67	2.250%	1,310.42	4,227.08	67.50	0.00	4,294.58	381,666.67
3/1/2006	2,916.67	2.250%	1,310.42	4,227.08	67.50	0.00	4,294.58	378,750.00
4/1/2006	2,916.67	2.250%	1,310.42	4,227.08	67.50	0.00	4,294.58	375,833.33
5/1/2006	2,916.67	2.250%	1,310.42	4,227.08	67.50	0.00	4,294.58	372,916.67
6/1/2006	2,916.67	2.250%	1,310.42	4,227.08	67.50	0.00	4,294.58	370,000.00
7/1/2006	3,333.33	2.500%	1,244.79	4,578.13	61.67	0.00	4,639.79	366,666.67
8/1/2006	3,333.33	2.500%	1,244.79	4,578.13	61.67	0.00	4,639.79	363,333.33
9/1/2006	3,333.33	2.500%	1,244.79	4,578.13	61.67	0.00	4,639.79	360,000.00
10/1/2006	3,333.33	2.500%	1,244.79	4,578.13	61.67	0.00	4,639.79	356,666.67
11/1/2006	3,333.33	2.500%	1,244.79	4,578.13	61.67	0.00	4,639.79	353,333.33
12/1/2006	3,333.33	2.500%	1,244.79	4,578.13	61.67	0.00	4,639.79	350,000.00
1/1/2007	3,333.33	2.500%	1,244.79	4,578.13	61.67	0.00	4,639.79	346,666.67
2/1/2007	3,333.33	2.500%	1,244.79	4,578.13	61.67	0.00	4,639.79	343,333.33
3/1/2007	3,333.33	2.500%	1,244.79	4,578.13	61.67	0.00	4,639.79	340,000.00
4/1/2007	3,333.33	2.500%	1,244.79	4,578.13	61.67	0.00	4,639.79	336,666.67
5/1/2007	3,333.33	2.500%	1,244.79	4,578.13	61.67	0.00	4,639.79	333,333.33
6/1/2007	3,333.33	2.500%	1,244.79	4,578.13	61.67	0.00	4,639.79	330,000.00
7/1/2007	3,333.33	3.000%	1,161.46	4,494.79	55.00	0.00	4,549.79	326,666.67
8/1/2007	3,333.33	3.000%	1,161.46	4,494.79	55.00	0.00	4,549.79	323,333.33
9/1/2007	3,333.33	3.000%	1,161.46	4,494.79	55.00	0.00	4,549.79	320,000.00
10/1/2007	3,333.33	3.000%	1,161.46	4,494.79	55.00	0.00	4,549.79	316,666.67
11/1/2007	3,333.33	3.000%	1,161.46	4,494.79	55.00	0.00	4,549.79	313,333.33
12/1/2007	3,333.33	3.000%	1,161.46	4,494.79	55.00	0.00	4,549.79	310,000.00
1/1/2008	3,333.33	3.000%	1,161.46	4,494.79	55.00	0.00	4,549.79	306,666.67
2/1/2008	3,333.33	3.000%	1,161.46	4,494.79	55.00	0.00	4,549.79	303,333.33
3/1/2008	3,333.33	3.000%	1,161.46	4,494.79	55.00	0.00	4,549.79	300,000.00
4/1/2008	3,333.33	3.000%	1,161.46	4,494.79	55.00	0.00	4,549.79	296,666.67
5/1/2008	3,333.33	3.000%	1,161.46	4,494.79	55.00	0.00	4,549.79	293,333.33
6/1/2008	3,333.33	3.000%	1,161.46	4,494.79	55.00	0.00	4,549.79	290,000.00
7/1/2008	3,333.33	3.000%	1,061.46	4,394.79	48.33	0.00	4,443.13	286,666.67
8/1/2008	3,333.33	3.000%	1,061.46	4,394.79	48.33	0.00	4,443.13	283,333.33
9/1/2008	3,333.33	3.000%	1,061.46	4,394.79	48.33	0.00	4,443.13	280,000.00
10/1/2008	3,333.33	3.000%	1,061.46	4,394.79	48.33	0.00	4,443.13	276,666.67
11/1/2008	3,333.33	3.000%	1,061.46	4,394.79	48.33	0.00	4,443.13	273,333.33
12/1/2008	3,333.33	3.000%	1,061.46	4,394.79	48.33	0.00	4,443.13	270,000.00
1/1/2009	3,333.33	3.000%	1,061.46	4,394.79	48.33	0.00	4,443.13	266,666.67

Kentucky Infrastructure Authority

MONTHLY PAYMENT SCHEDULE

Union County Water District

C88-13

Loan Amount 440,000.00

Payment Date	Principal	Coupon	Interest	Debt Service	Service Fee	Sinking Fund	Net Total Payment	Principal Balance Remaining
2/1/2009	3,333.33	3.000%	1,061.46	4,394.79	48.33	0.00	4,443.13	263,333.33
3/1/2009	3,333.33	3.000%	1,061.46	4,394.79	48.33	0.00	4,443.13	260,000.00
4/1/2009	3,333.33	3.000%	1,061.46	4,394.79	48.33	0.00	4,443.13	256,666.67
5/1/2009	3,333.33	3.000%	1,061.46	4,394.79	48.33	0.00	4,443.13	253,333.33
6/1/2009	3,333.33	3.000%	1,061.46	4,394.79	48.33	0.00	4,443.13	250,000.00
7/1/2009	3,750.00	3.500%	961.46	4,711.46	41.67	0.00	4,753.13	246,250.00
8/1/2009	3,750.00	3.500%	961.46	4,711.46	41.67	0.00	4,753.13	242,500.00
9/1/2009	3,750.00	3.500%	961.46	4,711.46	41.67	0.00	4,753.13	238,750.00
10/1/2009	3,750.00	3.500%	961.46	4,711.46	41.67	0.00	4,753.13	235,000.00
11/1/2009	3,750.00	3.500%	961.46	4,711.46	41.67	0.00	4,753.13	231,250.00
12/1/2009	3,750.00	3.500%	961.46	4,711.46	41.67	0.00	4,753.13	227,500.00
1/1/2010	3,750.00	3.500%	961.46	4,711.46	41.67	0.00	4,753.13	223,750.00
2/1/2010	3,750.00	3.500%	961.46	4,711.46	41.67	0.00	4,753.13	220,000.00
3/1/2010	3,750.00	3.500%	961.46	4,711.46	41.67	0.00	4,753.13	216,250.00
4/1/2010	3,750.00	3.500%	961.46	4,711.46	41.67	0.00	4,753.13	212,500.00
5/1/2010	3,750.00	3.500%	961.46	4,711.46	41.67	0.00	4,753.13	208,750.00
6/1/2010	3,750.00	3.500%	961.46	4,711.46	41.67	0.00	4,753.13	205,000.00
7/1/2010	3,750.00	3.750%	830.21	4,580.21	34.17	0.00	4,614.38	201,250.00
8/1/2010	3,750.00	3.750%	830.21	4,580.21	34.17	0.00	4,614.38	197,500.00
9/1/2010	3,750.00	3.750%	830.21	4,580.21	34.17	0.00	4,614.38	193,750.00
10/1/2010	3,750.00	3.750%	830.21	4,580.21	34.17	0.00	4,614.38	190,000.00
11/1/2010	3,750.00	3.750%	830.21	4,580.21	34.17	0.00	4,614.38	186,250.00
12/1/2010	3,750.00	3.750%	830.21	4,580.21	34.17	0.00	4,614.38	182,500.00
1/1/2011	3,750.00	3.750%	830.21	4,580.21	34.17	0.00	4,614.38	178,750.00
2/1/2011	3,750.00	3.750%	830.21	4,580.21	34.17	0.00	4,614.38	175,000.00
3/1/2011	3,750.00	3.750%	830.21	4,580.21	34.17	0.00	4,614.38	171,250.00
4/1/2011	3,750.00	3.750%	830.21	4,580.21	34.17	0.00	4,614.38	167,500.00
5/1/2011	3,750.00	3.750%	830.21	4,580.21	34.17	0.00	4,614.38	163,750.00
6/1/2011	3,750.00	3.750%	830.21	4,580.21	34.17	0.00	4,614.38	160,000.00
7/1/2011	4,166.67	5.000%	689.58	4,856.25	26.67	0.00	4,882.92	155,833.33
8/1/2011	4,166.67	5.000%	689.58	4,856.25	26.67	0.00	4,882.92	151,666.67
9/1/2011	4,166.67	5.000%	689.58	4,856.25	26.67	0.00	4,882.92	147,500.00
10/1/2011	4,166.67	5.000%	689.58	4,856.25	26.67	0.00	4,882.92	143,333.33
11/1/2011	4,166.67	5.000%	689.58	4,856.25	26.67	0.00	4,882.92	139,166.67
12/1/2011	4,166.67	5.000%	689.58	4,856.25	26.67	0.00	4,882.92	135,000.00
1/1/2012	4,166.67	5.000%	689.58	4,856.25	26.67	0.00	4,882.92	130,833.33
2/1/2012	4,166.67	5.000%	689.58	4,856.25	26.67	0.00	4,882.92	126,666.67
3/1/2012	4,166.67	5.000%	689.58	4,856.25	26.67	0.00	4,882.92	122,500.00
4/1/2012	4,166.67	5.000%	689.58	4,856.25	26.67	0.00	4,882.92	118,333.33
5/1/2012	4,166.67	5.000%	689.58	4,856.25	26.67	0.00	4,882.92	114,166.67
6/1/2012	4,166.67	5.000%	689.58	4,856.25	26.67	0.00	4,882.92	110,000.00
7/1/2012	9,166.67	5.250%	481.25	9,647.92	18.33	0.00	9,666.25	100,833.33
8/1/2012	9,166.67	5.250%	481.25	9,647.92	18.33	0.00	9,666.25	91,666.67
9/1/2012	9,166.67	5.250%	481.25	9,647.92	18.33	0.00	9,666.25	82,500.00
10/1/2012	9,166.67	5.250%	481.25	9,647.92	18.33	0.00	9,666.25	73,333.33
11/1/2012	9,166.67	5.250%	481.25	9,647.92	18.33	0.00	9,666.25	64,166.67
12/1/2012	9,166.67	5.250%	481.25	9,647.92	18.33	0.00	9,666.25	55,000.00
1/1/2013	9,166.67	5.250%	481.25	9,647.92	18.33	0.00	9,666.25	45,833.33
2/1/2013	9,166.67	5.250%	481.25	9,647.92	18.33	0.00	9,666.25	36,666.67
3/1/2013	9,166.67	5.250%	481.25	9,647.92	18.33	0.00	9,666.25	27,500.00
4/1/2013	9,166.67	5.250%	481.25	9,647.92	18.33	0.00	9,666.25	18,333.33
5/1/2013	9,166.67	5.250%	481.25	9,647.92	18.33	0.00	9,666.25	9,166.67
6/1/2013	9,166.67	5.250%	481.25	9,647.92	18.33	0.00	9,666.25	0.00

Kentucky Infrastructure Authority

MONTHLY PAYMENT SCHEDULE

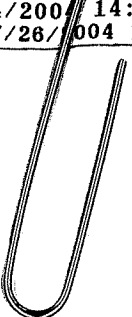
Union County Water District

C88-13

Loan Amount

440,000.00

Payment Date	Principal	Coupon	Interest	Debt Service	Service Fee	Sinking Fund	Net Total Payment	Principal Balance Remaining
TOTAL	440,000.00		109,755.69	549,755.69	5,120.00	0.00	554,875.69	



POWER OF ATTORNEY AND
AFFIDAVIT

The Affiant, Bill Hatley, being duly sworn, states that:


1. Affiant is Chairman of Webster Co. Water District;
2. Affiant has read the Application;
3. The contents of the Application that relate to Webster County Water District are accurate and correct;
4. Affiant, on behalf of Webster Co Water District

hereby appoints the Kentucky Infrastructure Authority to be its Attorney in Fact to apply to and obtain from the Public Service Commission, of Kentucky for all authorizations necessary for Webster Co. Water District to enter into a supplemental or amended loan agreement with the Kentucky Infrastructure Authority to implement revisions to the existing loan agreements that are the subject of this Application.

Bill Hatley

COMMONWEALTH OF KENTUCKY)
COUNTY OF Webster) ss

SUBSCRIBED, SWORN TO AND ACKNOWLEDGED before me by Bill Hatley of The Webster Co. Water District, on this 12 day of Aug., 2004.



Paul D. Lashbrooke
Notary Public

My Commission expires: 8/21/04

Kentucky Infrastructure Authority

MONTHLY PAYMENT SCHEDULE

Webster County Water District

C88-15

Loan Amount

250,000.00

Payment Date	Principal	Coupon	Interest	Debt Service	Service Fee	Sinking Fund	Net Total Payment	Principal Balance Remaining
9/1/2004	2,000.00	3.000%	943.97	2,943.97	50.00	0.00	2,993.97	248,000.00
10/1/2004	2,000.00	3.000%	943.97	2,943.97	50.00	0.00	2,993.97	246,000.00
11/1/2004	2,000.00	3.000%	943.97	2,943.97	50.00	0.00	2,993.97	244,000.00
12/1/2004	2,000.00	3.000%	943.97	2,943.97	50.00	0.00	2,993.97	242,000.00
1/1/2005	2,000.00	3.000%	943.97	2,943.97	50.00	0.00	2,993.97	240,000.00
2/1/2005	2,000.00	3.000%	943.97	2,943.97	50.00	0.00	2,993.97	238,000.00
3/1/2005	2,000.00	3.000%	943.97	2,943.97	50.00	0.00	2,993.97	236,000.00
4/1/2005	2,000.00	3.000%	943.97	2,943.97	50.00	0.00	2,993.97	234,000.00
5/1/2005	2,000.00	3.000%	943.97	2,943.97	50.00	0.00	2,993.97	232,000.00
6/1/2005	2,000.00	3.000%	943.97	2,943.97	50.00	0.00	2,993.97	230,000.00
7/1/2005	1,666.67	2.250%	732.29	2,398.96	38.33	0.00	2,437.29	228,333.33
8/1/2005	1,666.67	2.250%	732.29	2,398.96	38.33	0.00	2,437.29	226,666.67
9/1/2005	1,666.67	2.250%	732.29	2,398.96	38.33	0.00	2,437.29	225,000.00
10/1/2005	1,666.67	2.250%	732.29	2,398.96	38.33	0.00	2,437.29	223,333.33
11/1/2005	1,666.67	2.250%	732.29	2,398.96	38.33	0.00	2,437.29	221,666.67
12/1/2005	1,666.67	2.250%	732.29	2,398.96	38.33	0.00	2,437.29	220,000.00
1/1/2006	1,666.67	2.250%	732.29	2,398.96	38.33	0.00	2,437.29	218,333.33
2/1/2006	1,666.67	2.250%	732.29	2,398.96	38.33	0.00	2,437.29	216,666.67
3/1/2006	1,666.67	2.250%	732.29	2,398.96	38.33	0.00	2,437.29	215,000.00
4/1/2006	1,666.67	2.250%	732.29	2,398.96	38.33	0.00	2,437.29	213,333.33
5/1/2006	1,666.67	2.250%	732.29	2,398.96	38.33	0.00	2,437.29	211,666.67
6/1/2006	1,666.67	2.250%	732.29	2,398.96	38.33	0.00	2,437.29	210,000.00
7/1/2006	2,083.33	2.500%	694.79	2,778.13	35.00	0.00	2,813.13	207,916.67
8/1/2006	2,083.33	2.500%	694.79	2,778.13	35.00	0.00	2,813.13	205,833.33
9/1/2006	2,083.33	2.500%	694.79	2,778.13	35.00	0.00	2,813.13	203,750.00
10/1/2006	2,083.33	2.500%	694.79	2,778.13	35.00	0.00	2,813.13	201,666.67
11/1/2006	2,083.33	2.500%	694.79	2,778.13	35.00	0.00	2,813.13	199,583.33
12/1/2006	2,083.33	2.500%	694.79	2,778.13	35.00	0.00	2,813.13	197,500.00
1/1/2007	2,083.33	2.500%	694.79	2,778.13	35.00	0.00	2,813.13	195,416.67
2/1/2007	2,083.33	2.500%	694.79	2,778.13	35.00	0.00	2,813.13	193,333.33
3/1/2007	2,083.33	2.500%	694.79	2,778.13	35.00	0.00	2,813.13	191,250.00
4/1/2007	2,083.33	2.500%	694.79	2,778.13	35.00	0.00	2,813.13	189,166.67
5/1/2007	2,083.33	2.500%	694.79	2,778.13	35.00	0.00	2,813.13	187,083.33
6/1/2007	2,083.33	2.500%	694.79	2,778.13	35.00	0.00	2,813.13	185,000.00
7/1/2007	2,083.33	3.000%	642.71	2,726.04	30.83	0.00	2,756.88	182,916.67
8/1/2007	2,083.33	3.000%	642.71	2,726.04	30.83	0.00	2,756.88	180,833.33
9/1/2007	2,083.33	3.000%	642.71	2,726.04	30.83	0.00	2,756.88	178,750.00
10/1/2007	2,083.33	3.000%	642.71	2,726.04	30.83	0.00	2,756.88	176,666.67
11/1/2007	2,083.33	3.000%	642.71	2,726.04	30.83	0.00	2,756.88	174,583.33
12/1/2007	2,083.33	3.000%	642.71	2,726.04	30.83	0.00	2,756.88	172,500.00
1/1/2008	2,083.33	3.000%	642.71	2,726.04	30.83	0.00	2,756.88	170,416.67
2/1/2008	2,083.33	3.000%	642.71	2,726.04	30.83	0.00	2,756.88	168,333.33
3/1/2008	2,083.33	3.000%	642.71	2,726.04	30.83	0.00	2,756.88	166,250.00
4/1/2008	2,083.33	3.000%	642.71	2,726.04	30.83	0.00	2,756.88	164,166.67
5/1/2008	2,083.33	3.000%	642.71	2,726.04	30.83	0.00	2,756.88	162,083.33
6/1/2008	2,083.33	3.000%	642.71	2,726.04	30.83	0.00	2,756.88	160,000.00
7/1/2008	2,083.33	3.000%	580.21	2,663.54	26.67	0.00	2,690.21	157,916.67
8/1/2008	2,083.33	3.000%	580.21	2,663.54	26.67	0.00	2,690.21	155,833.33
9/1/2008	2,083.33	3.000%	580.21	2,663.54	26.67	0.00	2,690.21	153,750.00
10/1/2008	2,083.33	3.000%	580.21	2,663.54	26.67	0.00	2,690.21	151,666.67
11/1/2008	2,083.33	3.000%	580.21	2,663.54	26.67	0.00	2,690.21	149,583.33
12/1/2008	2,083.33	3.000%	580.21	2,663.54	26.67	0.00	2,690.21	147,500.00
1/1/2009	2,083.33	3.000%	580.21	2,663.54	26.67	0.00	2,690.21	145,416.67

Kentucky Infrastructure Authority

MONTHLY PAYMENT SCHEDULE

Webster County Water District

C88-15

Loan Amount

250,000.00

Payment Date	Principal	Coupon	Interest	Debt Service	Service Fee	Sinking Fund	Net Total Payment	Principal Balance Remaining
2/1/2009	2,083.33	3.000%	580.21	2,663.54	26.67	0.00	2,690.21	143,333.33
3/1/2009	2,083.33	3.000%	580.21	2,663.54	26.67	0.00	2,690.21	141,250.00
4/1/2009	2,083.33	3.000%	580.21	2,663.54	26.67	0.00	2,690.21	139,166.67
5/1/2009	2,083.33	3.000%	580.21	2,663.54	26.67	0.00	2,690.21	137,083.33
6/1/2009	2,083.33	3.000%	580.21	2,663.54	26.67	0.00	2,690.21	135,000.00
7/1/2009	2,083.33	3.500%	517.71	2,601.04	22.50	0.00	2,623.54	132,916.67
8/1/2009	2,083.33	3.500%	517.71	2,601.04	22.50	0.00	2,623.54	130,833.33
9/1/2009	2,083.33	3.500%	517.71	2,601.04	22.50	0.00	2,623.54	128,750.00
10/1/2009	2,083.33	3.500%	517.71	2,601.04	22.50	0.00	2,623.54	126,666.67
11/1/2009	2,083.33	3.500%	517.71	2,601.04	22.50	0.00	2,623.54	124,583.33
12/1/2009	2,083.33	3.500%	517.71	2,601.04	22.50	0.00	2,623.54	122,500.00
1/1/2010	2,083.33	3.500%	517.71	2,601.04	22.50	0.00	2,623.54	120,416.67
2/1/2010	2,083.33	3.500%	517.71	2,601.04	22.50	0.00	2,623.54	118,333.33
3/1/2010	2,083.33	3.500%	517.71	2,601.04	22.50	0.00	2,623.54	116,250.00
4/1/2010	2,083.33	3.500%	517.71	2,601.04	22.50	0.00	2,623.54	114,166.67
5/1/2010	2,083.33	3.500%	517.71	2,601.04	22.50	0.00	2,623.54	112,083.33
6/1/2010	2,083.33	3.500%	517.71	2,601.04	22.50	0.00	2,623.54	110,000.00
7/1/2010	2,083.33	3.750%	444.79	2,528.13	18.33	0.00	2,546.46	107,916.67
8/1/2010	2,083.33	3.750%	444.79	2,528.13	18.33	0.00	2,546.46	105,833.33
9/1/2010	2,083.33	3.750%	444.79	2,528.13	18.33	0.00	2,546.46	103,750.00
10/1/2010	2,083.33	3.750%	444.79	2,528.13	18.33	0.00	2,546.46	101,666.67
11/1/2010	2,083.33	3.750%	444.79	2,528.13	18.33	0.00	2,546.46	99,583.33
12/1/2010	2,083.33	3.750%	444.79	2,528.13	18.33	0.00	2,546.46	97,500.00
1/1/2011	2,083.33	3.750%	444.79	2,528.13	18.33	0.00	2,546.46	95,416.67
2/1/2011	2,083.33	3.750%	444.79	2,528.13	18.33	0.00	2,546.46	93,333.33
3/1/2011	2,083.33	3.750%	444.79	2,528.13	18.33	0.00	2,546.46	91,250.00
4/1/2011	2,083.33	3.750%	444.79	2,528.13	18.33	0.00	2,546.46	89,166.67
5/1/2011	2,083.33	3.750%	444.79	2,528.13	18.33	0.00	2,546.46	87,083.33
6/1/2011	2,083.33	3.750%	444.79	2,528.13	18.33	0.00	2,546.46	85,000.00
7/1/2011	2,083.33	5.000%	366.67	2,450.00	14.17	0.00	2,464.17	82,916.67
8/1/2011	2,083.33	5.000%	366.67	2,450.00	14.17	0.00	2,464.17	80,833.33
9/1/2011	2,083.33	5.000%	366.67	2,450.00	14.17	0.00	2,464.17	78,750.00
10/1/2011	2,083.33	5.000%	366.67	2,450.00	14.17	0.00	2,464.17	76,666.67
11/1/2011	2,083.33	5.000%	366.67	2,450.00	14.17	0.00	2,464.17	74,583.33
12/1/2011	2,083.33	5.000%	366.67	2,450.00	14.17	0.00	2,464.17	72,500.00
1/1/2012	2,083.33	5.000%	366.67	2,450.00	14.17	0.00	2,464.17	70,416.67
2/1/2012	2,083.33	5.000%	366.67	2,450.00	14.17	0.00	2,464.17	68,333.33
3/1/2012	2,083.33	5.000%	366.67	2,450.00	14.17	0.00	2,464.17	66,250.00
4/1/2012	2,083.33	5.000%	366.67	2,450.00	14.17	0.00	2,464.17	64,166.67
5/1/2012	2,083.33	5.000%	366.67	2,450.00	14.17	0.00	2,464.17	62,083.33
6/1/2012	2,083.33	5.000%	366.67	2,450.00	14.17	0.00	2,464.17	60,000.00
7/1/2012	5,000.00	5.250%	262.50	5,262.50	10.00	0.00	5,272.50	55,000.00
8/1/2012	5,000.00	5.250%	262.50	5,262.50	10.00	0.00	5,272.50	50,000.00
9/1/2012	5,000.00	5.250%	262.50	5,262.50	10.00	0.00	5,272.50	45,000.00
10/1/2012	5,000.00	5.250%	262.50	5,262.50	10.00	0.00	5,272.50	40,000.00
11/1/2012	5,000.00	5.250%	262.50	5,262.50	10.00	0.00	5,272.50	35,000.00
12/1/2012	5,000.00	5.250%	262.50	5,262.50	10.00	0.00	5,272.50	30,000.00
1/1/2013	5,000.00	5.250%	262.50	5,262.50	10.00	0.00	5,272.50	25,000.00
2/1/2013	5,000.00	5.250%	262.50	5,262.50	10.00	0.00	5,272.50	20,000.00
3/1/2013	5,000.00	5.250%	262.50	5,262.50	10.00	0.00	5,272.50	15,000.00
4/1/2013	5,000.00	5.250%	262.50	5,262.50	10.00	0.00	5,272.50	10,000.00
5/1/2013	5,000.00	5.250%	262.50	5,262.50	10.00	0.00	5,272.50	5,000.00
6/1/2013	5,000.00	5.250%	262.50	5,262.50	10.00	0.00	5,272.50	0.00

Kentucky Infrastructure Authority

MONTHLY PAYMENT SCHEDULE

Webster County Water District

C88-15

Loan Amount 250,000.00

Principal
Balance
Remaining

Payment Date	Principal	Coupon	Interest	Debt Service	Service Fee	Sinking Fund	Net Total Payment	Principal Balance Remaining
TOTAL	250,000.00		60,339.65	310,339.65	2,850.00	0.00	313,189.65	

West Liberty, City of (Corrections Cabinet)

C89-48

Loan Amount 305,000.00

Principal
Balance
Remaining

Payment Date	Principal	Coupon	Interest	Debt Service	Service Fee	Sinking Fund	Net Total Payment	Principal Balance Remaining
9/1/2004	7,500.00	2.250%	1,003.75	8,503.75	61.00	0.00	8,564.75	297,500.00
10/1/2004	7,500.00	2.250%	1,003.75	8,503.75	61.00	0.00	8,564.75	290,000.00
11/1/2004	7,500.00	2.250%	1,003.75	8,503.75	61.00	0.00	8,564.75	282,500.00
12/1/2004	7,500.00	2.250%	1,003.75	8,503.75	61.00	0.00	8,564.75	275,000.00
1/1/2005	7,500.00	2.250%	1,003.75	8,503.75	61.00	0.00	8,564.75	267,500.00
2/1/2005	7,500.00	2.250%	1,003.75	8,503.75	61.00	0.00	8,564.75	260,000.00
3/1/2005	7,500.00	2.250%	1,003.75	8,503.75	61.00	0.00	8,564.75	252,500.00
4/1/2005	7,500.00	2.250%	1,003.75	8,503.75	61.00	0.00	8,564.75	245,000.00
5/1/2005	7,500.00	2.250%	1,003.75	8,503.75	61.00	0.00	8,564.75	237,500.00
6/1/2005	7,500.00	2.250%	1,003.75	8,503.75	61.00	0.00	8,564.75	230,000.00
7/1/2005	6,250.00	3.160%	691.21	6,941.21	38.33	0.00	6,979.54	223,750.00
8/1/2005	6,250.00	3.160%	691.21	6,941.21	38.33	0.00	6,979.54	217,500.00
9/1/2005	6,250.00	3.160%	691.21	6,941.21	38.33	0.00	6,979.54	211,250.00
10/1/2005	6,250.00	3.160%	691.21	6,941.21	38.33	0.00	6,979.54	205,000.00
11/1/2005	6,250.00	3.160%	691.21	6,941.21	38.33	0.00	6,979.54	198,750.00
12/1/2005	6,250.00	3.160%	691.21	6,941.21	38.33	0.00	6,979.54	192,500.00
1/1/2006	6,250.00	3.160%	691.21	6,941.21	38.33	0.00	6,979.54	186,250.00
2/1/2006	6,250.00	3.160%	691.21	6,941.21	38.33	0.00	6,979.54	180,000.00
3/1/2006	6,250.00	3.160%	691.21	6,941.21	38.33	0.00	6,979.54	173,750.00
4/1/2006	6,250.00	3.160%	691.21	6,941.21	38.33	0.00	6,979.54	167,500.00
5/1/2006	6,250.00	3.160%	691.21	6,941.21	38.33	0.00	6,979.54	161,250.00
6/1/2006	6,250.00	3.160%	691.21	6,941.21	38.33	0.00	6,979.54	155,000.00
7/1/2006	6,250.00	3.590%	493.71	6,743.71	25.83	0.00	6,769.54	148,750.00
8/1/2006	6,250.00	3.590%	493.71	6,743.71	25.83	0.00	6,769.54	142,500.00
9/1/2006	6,250.00	3.590%	493.71	6,743.71	25.83	0.00	6,769.54	136,250.00
10/1/2006	6,250.00	3.590%	493.71	6,743.71	25.83	0.00	6,769.54	130,000.00
11/1/2006	6,250.00	3.590%	493.71	6,743.71	25.83	0.00	6,769.54	123,750.00
12/1/2006	6,250.00	3.590%	493.71	6,743.71	25.83	0.00	6,769.54	117,500.00
1/1/2007	6,250.00	3.590%	493.71	6,743.71	25.83	0.00	6,769.54	111,250.00
2/1/2007	6,250.00	3.590%	493.71	6,743.71	25.83	0.00	6,769.54	105,000.00
3/1/2007	6,250.00	3.590%	493.71	6,743.71	25.83	0.00	6,769.54	98,750.00
4/1/2007	6,250.00	3.590%	493.71	6,743.71	25.83	0.00	6,769.54	92,500.00
5/1/2007	6,250.00	3.590%	493.71	6,743.71	25.83	0.00	6,769.54	86,250.00
6/1/2007	6,250.00	3.590%	493.71	6,743.71	25.83	0.00	6,769.54	80,000.00
7/1/2007	6,666.67	4.040%	269.33	6,936.00	13.33	-509.10	6,440.24	73,333.33
8/1/2007	6,666.67	4.040%	269.33	6,936.00	13.33	-509.10	6,440.24	66,666.67
9/1/2007	6,666.67	4.040%	269.33	6,936.00	13.33	-509.10	6,440.24	60,000.00
10/1/2007	6,666.67	4.040%	269.33	6,936.00	13.33	-509.10	6,440.24	53,333.33
11/1/2007	6,666.67	4.040%	269.33	6,936.00	13.33	-509.10	6,440.24	46,666.67
12/1/2007	6,666.67	4.040%	269.33	6,936.00	13.33	-509.10	6,440.24	40,000.00
1/1/2008	6,666.67	4.040%	269.33	6,936.00	13.33	-509.10	6,440.24	33,333.33
2/1/2008	6,666.67	4.040%	269.33	6,936.00	13.33	-509.10	6,440.24	26,666.67
3/1/2008	6,666.67	4.040%	269.33	6,936.00	13.33	-509.10	6,440.24	20,000.00
4/1/2008	6,666.67	4.040%	269.33	6,936.00	13.33	-509.10	6,440.24	13,333.33
5/1/2008	6,666.67	4.040%	269.33	6,936.00	13.33	-509.10	6,440.24	6,666.67
6/1/2008	6,666.67	4.040%	269.33	6,936.00	13.33	-509.10	6,440.24	0.00
TOTAL	305,000.00		27,488.46	332,488.46	1,540.00	-6,109.18	327,919.28	